


Social and Economic Education for Development



KENTUCKY: BY THE NUMBERS
~ Unemployment Update ~



Daviess County

Julie N. Zimmerman, Lori Garkovich, and Scott Samson
Rural and Economic Development Programs, Rural Sociology

University of Kentucky, College of Agriculture

November, 1999

With the success of the county profiles used in the series "Welfare Reform: By the Numbers," we decided to provide updates through a new series called "Kentucky: By the Numbers." These updates will be provided on an occasional basis as new data become available. Copies are also available online at the Social, Natural and Agricultural Resources Information Laboratory at <http://snril.ca.uky.edu>

	<u>County</u>	<u>State</u>
Total Civilian Labor Force (1997)	49,820	1,928,061
Male	26,544	1,011,000
Female	23,276	917,061
Total Employed (1997)	46,899	1,824,260
Male	25,431	964,000
Female	21,468	860,260
Total Unemployed (1997)	2,921	103,801
Male	1,112	47,000
Female	1,809	56,801
Unemployment Rates (1997)	5.9%	5.4%
Male	4.2%	4.6%
Female	7.8%	6.2%

These data are from the KY Cabinet for Workforce Development, Department for Employment Services
"Kentucky Total and Nonwhite Population and Labor Force Data by County."

***These data were calculated for the purposes of affirmative action purposes
and are not comparable with previous years.***

<http://www.des.state.ky.us/agencies/wforce/des/lmi/lfd/kytnwp/kytnwp.htm>

SEED (Social and Economic Education for Development) is a program of the Kentucky Cooperative Extension Service at the University of Kentucky. Faculty draw on the resources of the Social and Natural Resources Information Laboratory and professional contacts at the University of Kentucky, other agencies, and community programs throughout the country. For more information contact your local Cooperative Extension office or Dr. Richard C. Maurer, SEED, 500 Garrigus Building, University of Kentucky, Lexington, KY 40546 or call (606) 257-7582.

Educational programs of the Kentucky Cooperative Extension Service serves all people regardless of race, color, age, sex, religion, disability, or national origin.

Social and Economic Education for Development



KENTUCKY: BY THE NUMBERS
~ Unemployment Update ~
Edmonson County



Julie N. Zimmerman, Lori Garkovich, and Scott Samson
Rural and Economic Development Programs, Rural Sociology

University of Kentucky, College of Agriculture

November, 1999

With the success of the county profiles used in the series "Welfare Reform: By the Numbers," we decided to provide updates through a new series called "Kentucky: By the Numbers." These updates will be provided on an occasional basis as new data become available. Copies are also available online at the Social, Natural and Agricultural Resources Information Laboratory at <http://snril.ca.uky.edu>

	<u>County</u>	<u>State</u>
Total Civilian Labor Force (1997)	4,996	1,928,061
Male	2,548	1,011,000
Female	2,448	917,061
Total Employed (1997)	4,561	1,824,260
Male	2,366	964,000
Female	2,195	860,260
Total Unemployed (1997)	435	103,801
Male	182	47,000
Female	253	56,801
Unemployment Rates (1997)	8.7%	5.4%
Male	7.2%	4.6%
Female	10.3%	6.2%

These data are from the KY Cabinet for Workforce Development, Department for Employment Services
"Kentucky Total and Nonwhite Population and Labor Force Data by County."

***These data were calculated for the purposes of affirmative action purposes
and are not comparable with previous years.***

<http://www.des.state.ky.us/agencies/wforce/des/lmi/lfd/kytnwp/kytnwp.htm>

SEED (Social and Economic Education for Development) is a program of the Kentucky Cooperative Extension Service at the University of Kentucky. Faculty draw on the resources of the Social and Natural Resources Information Laboratory and professional contacts at the University of Kentucky, other agencies, and community programs throughout the country. For more information contact your local Cooperative Extension office or Dr. Richard C. Maurer, SEED, 500 Garrigus Building, University of Kentucky, Lexington, KY 40546 or call (606) 257-7582.

Educational programs of the Kentucky Cooperative Extension Service serves all people regardless of race, color, age, sex, religion, disability, or national origin.

Social and Economic Education for Development



KENTUCKY: BY THE NUMBERS
~ Unemployment Update ~
Elliott County



Julie N. Zimmerman, Lori Garkovich, and Scott Samson
Rural and Economic Development Programs, Rural Sociology

University of Kentucky, College of Agriculture

November, 1999

With the success of the county profiles used in the series "Welfare Reform: By the Numbers," we decided to provide updates through a new series called "Kentucky: By the Numbers." These updates will be provided on an occasional basis as new data become available. Copies are also available online at the Social, Natural and Agricultural Resources Information Laboratory at <http://snril.ca.uky.edu>

	<u>County</u>	<u>State</u>
Total Civilian Labor Force (1997)	3,002	1,928,061
Male	1,722	1,011,000
Female	1,280	917,061
Total Employed (1997)	2,577	1,824,260
Male	1,553	964,000
Female	1,024	860,260
Total Unemployed (1997)	425	103,801
Male	168	47,000
Female	257	56,801
Unemployment Rates (1997)	14.2%	5.4%
Male	9.8%	4.6%
Female	20.0%	6.2%

These data are from the KY Cabinet for Workforce Development, Department for Employment Services
"Kentucky Total and Nonwhite Population and Labor Force Data by County."

***These data were calculated for the purposes of affirmative action purposes
and are not comparable with previous years.***

<http://www.des.state.ky.us/agencies/wforce/des/lmi/lfd/kytnwp/kytnwp.htm>

SEED (Social and Economic Education for Development) is a program of the Kentucky Cooperative Extension Service at the University of Kentucky. Faculty draw on the resources of the Social and Natural Resources Information Laboratory and professional contacts at the University of Kentucky, other agencies, and community programs throughout the country. For more information contact your local Cooperative Extension office or Dr. Richard C. Maurer, SEED, 500 Garrigus Building, University of Kentucky, Lexington, KY 40546 or call (606) 257-7582.


Educational programs of the Kentucky Cooperative Extension Service serves all people regardless of race, color, age, sex, religion, disability, or national origin.

Social and Economic Education for Development



KENTUCKY: BY THE NUMBERS
~ Unemployment Update ~

Estill County



Julie N. Zimmerman, Lori Garkovich, and Scott Samson
Rural and Economic Development Programs, Rural Sociology

University of Kentucky, College of Agriculture

November, 1999

With the success of the county profiles used in the series "Welfare Reform: By the Numbers," we decided to provide updates through a new series called "Kentucky: By the Numbers." These updates will be provided on an occasional basis as new data become available. Copies are also available online at the Social, Natural and Agricultural Resources Information Laboratory at <http://snril.ca.uky.edu>

	<u>County</u>	<u>State</u>
Total Civilian Labor Force (1997)	6,214	1,928,061
Male	3,465	1,011,000
Female	2,749	917,061
Total Employed (1997)	5,883	1,824,260
Male	3,275	964,000
Female	2,608	860,260
Total Unemployed (1997)	331	103,801
Male	190	47,000
Female	141	56,801
Unemployment Rates (1997)	5.3%	5.4%
Male	5.5%	4.6%
Female	5.1%	6.2%

These data are from the KY Cabinet for Workforce Development, Department for Employment Services
"Kentucky Total and Nonwhite Population and Labor Force Data by County."

***These data were calculated for the purposes of affirmative action purposes
and are not comparable with previous years.***

<http://www.des.state.ky.us/agencies/wforce/des/lmi/lfd/kytnwp/kytnwp.htm>

SEED (Social and Economic Education for Development) is a program of the Kentucky Cooperative Extension Service at the University of Kentucky. Faculty draw on the resources of the Social and Natural Resources Information Laboratory and professional contacts at the University of Kentucky, other agencies, and community programs throughout the country. For more information contact your local Cooperative Extension office or Dr. Richard C. Maurer, SEED, 500 Garrigus Building, University of Kentucky, Lexington, KY 40546 or call (606) 257-7582.

Educational programs of the Kentucky Cooperative Extension Service serves all people regardless of race, color, age, sex, religion, disability, or national origin.

Social and Economic Education for Development



KENTUCKY: BY THE NUMBERS
~ Unemployment Update ~
Fayette County



Julie N. Zimmerman, Lori Garkovich, and Scott Samson
Rural and Economic Development Programs, Rural Sociology

University of Kentucky, College of Agriculture

November, 1999

With the success of the county profiles used in the series "Welfare Reform: By the Numbers," we decided to provide updates through a new series called "Kentucky: By the Numbers." These updates will be provided on an occasional basis as new data become available. Copies are also available online at the Social, Natural and Agricultural Resources Information Laboratory at <http://snril.ca.uky.edu>

	<u>County</u>	<u>State</u>
Total Civilian Labor Force (1997)	142,178	1,928,061
Male	70,787	1,011,000
Female	71,391	917,061
Total Employed (1997)	138,684	1,824,260
Male	69,100	964,000
Female	69,584	860,260
Total Unemployed (1997)	3,494	103,801
Male	1,687	47,000
Female	1,807	56,801
Unemployment Rates (1997)	2.5%	5.4%
Male	2.4%	4.6%
Female	2.5%	6.2%

These data are from the KY Cabinet for Workforce Development, Department for Employment Services
"Kentucky Total and Nonwhite Population and Labor Force Data by County."

*These data were calculated for the purposes of affirmative action purposes
and are not comparable with previous years.*

<http://www.des.state.ky.us/agencies/wforce/des/lmi/lfd/kytnwp/kytnwp.htm>

SEED (Social and Economic Education for Development) is a program of the Kentucky Cooperative Extension Service at the University of Kentucky. Faculty draw on the resources of the Social and Natural Resources Information Laboratory and professional contacts at the University of Kentucky, other agencies, and community programs throughout the country. For more information contact your local Cooperative Extension office or Dr. Richard C. Maurer, SEED, 500 Garrigus Building, University of Kentucky, Lexington, KY 40546 or call (606) 257-7582.

Educational programs of the Kentucky Cooperative Extension Service serves all people regardless of race, color, age, sex, religion, disability, or national origin.

Social and Economic Education for Development



KENTUCKY: BY THE NUMBERS
~ Unemployment Update ~
Fleming County



Julie N. Zimmerman, Lori Garkovich, and Scott Samson
Rural and Economic Development Programs, Rural Sociology

University of Kentucky, College of Agriculture

November, 1999

With the success of the county profiles used in the series "Welfare Reform: By the Numbers," we decided to provide updates through a new series called "Kentucky: By the Numbers." These updates will be provided on an occasional basis as new data become available. Copies are also available online at the Social, Natural and Agricultural Resources Information Laboratory at <http://snril.ca.uky.edu>

	<u>County</u>	<u>State</u>
Total Civilian Labor Force (1997)	6,102	1,928,061
Male	3,647	1,011,000
Female	2,455	917,061
Total Employed (1997)	5,553	1,824,260
Male	3,419	964,000
Female	2,134	860,260
Total Unemployed (1997)	549	103,801
Male	228	47,000
Female	321	56,801
Unemployment Rates (1997)	9.0%	5.4%
Male	6.2%	4.6%
Female	13.1%	6.2%

These data are from the KY Cabinet for Workforce Development, Department for Employment Services
"Kentucky Total and Nonwhite Population and Labor Force Data by County."

***These data were calculated for the purposes of affirmative action purposes
and are not comparable with previous years.***

<http://www.des.state.ky.us/agencies/wforce/des/lmi/lfd/kytnwp/kytnwp.htm>

SEED (Social and Economic Education for Development) is a program of the Kentucky Cooperative Extension Service at the University of Kentucky. Faculty draw on the resources of the Social and Natural Resources Information Laboratory and professional contacts at the University of Kentucky, other agencies, and community programs throughout the country. For more information contact your local Cooperative Extension office or Dr. Richard C. Maurer, SEED, 500 Garrigus Building, University of Kentucky, Lexington, KY 40546 or call (606) 257-7582.

Educational programs of the Kentucky Cooperative Extension Service serves all people regardless of race, color, age, sex, religion, disability, or national origin.

Social and Economic Education for Development



KENTUCKY: BY THE NUMBERS
~ Unemployment Update ~
Floyd County



Julie N. Zimmerman, Lori Garkovich, and Scott Samson
Rural and Economic Development Programs, Rural Sociology

University of Kentucky, College of Agriculture

November, 1999

With the success of the county profiles used in the series "Welfare Reform: By the Numbers," we decided to provide updates through a new series called "Kentucky: By the Numbers." These updates will be provided on an occasional basis as new data become available. Copies are also available online at the Social, Natural and Agricultural Resources Information Laboratory at <http://snril.ca.uky.edu>

	<u>County</u>	<u>State</u>
Total Civilian Labor Force (1997)	14,118	1,928,061
Male	8,525	1,011,000
Female	5,593	917,061
Total Employed (1997)	12,857	1,824,260
Male	7,881	964,000
Female	4,976	860,260
Total Unemployed (1997)	1,261	103,801
Male	644	47,000
Female	617	56,801
Unemployment Rates (1997)	8.9%	5.4%
Male	7.6%	4.6%
Female	11.0%	6.2%

These data are from the KY Cabinet for Workforce Development, Department for Employment Services
"Kentucky Total and Nonwhite Population and Labor Force Data by County."

***These data were calculated for the purposes of affirmative action purposes
and are not comparable with previous years.***

<http://www.des.state.ky.us/agencies/wforce/des/lmi/lfd/kytnwp/kytnwp.htm>

SEED (Social and Economic Education for Development) is a program of the Kentucky Cooperative Extension Service at the University of Kentucky. Faculty draw on the resources of the Social and Natural Resources Information Laboratory and professional contacts at the University of Kentucky, other agencies, and community programs throughout the country. For more information contact your local Cooperative Extension office or Dr. Richard C. Maurer, SEED, 500 Garrigus Building, University of Kentucky, Lexington, KY 40546 or call (606) 257-7582.

Educational programs of the Kentucky Cooperative Extension Service serves all people regardless of race, color, age, sex, religion, disability, or national origin.

Social and Economic Education for Development



KENTUCKY: BY THE NUMBERS
~ Unemployment Update ~
Franklin County



Julie N. Zimmerman, Lori Garkovich, and Scott Samson
Rural and Economic Development Programs, Rural Sociology

University of Kentucky, College of Agriculture

November, 1999

With the success of the county profiles used in the series "Welfare Reform: By the Numbers," we decided to provide updates through a new series called "Kentucky: By the Numbers." These updates will be provided on an occasional basis as new data become available. Copies are also available online at the Social, Natural and Agricultural Resources Information Laboratory at <http://snril.ca.uky.edu>

	<u>County</u>	<u>State</u>
Total Civilian Labor Force (1997)	24,741	1,928,061
Male	12,292	1,011,000
Female	12,449	917,061
Total Employed (1997)	23,964	1,824,260
Male	11,878	964,000
Female	12,086	860,260
Total Unemployed (1997)	777	103,801
Male	415	47,000
Female	362	56,801
Unemployment Rates (1997)	3.1%	5.4%
Male	3.4%	4.6%
Female	2.9%	6.2%

These data are from the KY Cabinet for Workforce Development, Department for Employment Services
"Kentucky Total and Nonwhite Population and Labor Force Data by County."

*These data were calculated for the purposes of affirmative action purposes
and are not comparable with previous years.*

<http://www.des.state.ky.us/agencies/wforce/des/lmi/lfd/kytnwp/kytnwp.htm>

SEED (Social and Economic Education for Development) is a program of the Kentucky Cooperative Extension Service at the University of Kentucky. Faculty draw on the resources of the Social and Natural Resources Information Laboratory and professional contacts at the University of Kentucky, other agencies, and community programs throughout the country. For more information contact your local Cooperative Extension office or Dr. Richard C. Maurer, SEED, 500 Garrigus Building, University of Kentucky, Lexington, KY 40546 or call (606) 257-7582.

Educational programs of the Kentucky Cooperative Extension Service serves all people regardless of race, color, age, sex, religion, disability, or national origin.

Social and Economic Education for Development



KENTUCKY: BY THE NUMBERS
~ Unemployment Update ~
Fulton County



Julie N. Zimmerman, Lori Garkovich, and Scott Samson
Rural and Economic Development Programs, Rural Sociology

University of Kentucky, College of Agriculture

November, 1999

With the success of the county profiles used in the series "Welfare Reform: By the Numbers," we decided to provide updates through a new series called "Kentucky: By the Numbers." These updates will be provided on an occasional basis as new data become available. Copies are also available online at the Social, Natural and Agricultural Resources Information Laboratory at <http://snril.ca.uky.edu>

	<u>County</u>	<u>State</u>
Total Civilian Labor Force (1997)	4,007	1,928,061
Male	2,162	1,011,000
Female	1,845	917,061
Total Employed (1997)	3,634	1,824,260
Male	2,011	964,000
Female	1,623	860,260
Total Unemployed (1997)	373	103,801
Male	151	47,000
Female	222	56,801
Unemployment Rates (1997)	9.3%	5.4%
Male	7.0%	4.6%
Female	12.0%	6.2%

These data are from the KY Cabinet for Workforce Development, Department for Employment Services
"Kentucky Total and Nonwhite Population and Labor Force Data by County."

***These data were calculated for the purposes of affirmative action purposes
and are not comparable with previous years.***

<http://www.des.state.ky.us/agencies/wforce/des/lmi/lfd/kytnwp/kytnwp.htm>

SEED (Social and Economic Education for Development) is a program of the Kentucky Cooperative Extension Service at the University of Kentucky. Faculty draw on the resources of the Social and Natural Resources Information Laboratory and professional contacts at the University of Kentucky, other agencies, and community programs throughout the country. For more information contact your local Cooperative Extension office or Dr. Richard C. Maurer, SEED, 500 Garrigus Building, University of Kentucky, Lexington, KY 40546 or call (606) 257-7582.

Educational programs of the Kentucky Cooperative Extension Service serves all people regardless of race, color, age, sex, religion, disability, or national origin.

Social and Economic Education for Development



KENTUCKY: BY THE NUMBERS
~ Unemployment Update ~
Gallatin County



Julie N. Zimmerman, Lori Garkovich, and Scott Samson
Rural and Economic Development Programs, Rural Sociology

University of Kentucky, College of Agriculture

November, 1999

With the success of the county profiles used in the series "Welfare Reform: By the Numbers," we decided to provide updates through a new series called "Kentucky: By the Numbers." These updates will be provided on an occasional basis as new data become available. Copies are also available online at the Social, Natural and Agricultural Resources Information Laboratory at <http://snril.ca.uky.edu>

	<u>County</u>	<u>State</u>
Total Civilian Labor Force (1997)	3,307	1,928,061
Male	1,642	1,011,000
Female	1,665	917,061
Total Employed (1997)	3,114	1,824,260
Male	1,559	964,000
Female	1,555	860,260
Total Unemployed (1997)	193	103,801
Male	83	47,000
Female	110	56,801
Unemployment Rates (1997)	5.8%	5.4%
Male	5.1%	4.6%
Female	6.6%	6.2%

These data are from the KY Cabinet for Workforce Development, Department for Employment Services
"Kentucky Total and Nonwhite Population and Labor Force Data by County."

***These data were calculated for the purposes of affirmative action purposes
and are not comparable with previous years.***

<http://www.des.state.ky.us/agencies/wforce/des/lmi/lfd/kytnwp/kytnwp.htm>

SEED (Social and Economic Education for Development) is a program of the Kentucky Cooperative Extension Service at the University of Kentucky. Faculty draw on the resources of the Social and Natural Resources Information Laboratory and professional contacts at the University of Kentucky, other agencies, and community programs throughout the country. For more information contact your local Cooperative Extension office or Dr. Richard C. Maurer, SEED, 500 Garrigus Building, University of Kentucky, Lexington, KY 40546 or call (606) 257-7582.

Educational programs of the Kentucky Cooperative Extension Service serves all people regardless of race, color, age, sex, religion, disability, or national origin.

Social and Economic Education for Development



KENTUCKY: BY THE NUMBERS
~ Unemployment Update ~
Garrard County



Julie N. Zimmerman, Lori Garkovich, and Scott Samson
Rural and Economic Development Programs, Rural Sociology

University of Kentucky, College of Agriculture

November, 1999

With the success of the county profiles used in the series "Welfare Reform: By the Numbers," we decided to provide updates through a new series called "Kentucky: By the Numbers." These updates will be provided on an occasional basis as new data become available. Copies are also available online at the Social, Natural and Agricultural Resources Information Laboratory at <http://snril.ca.uky.edu>

	<u>County</u>	<u>State</u>
Total Civilian Labor Force (1997)	6,624	1,928,061
Male	3,504	1,011,000
Female	3,120	917,061
Total Employed (1997)	6,376	1,824,260
Male	3,341	964,000
Female	3,035	860,260
Total Unemployed (1997)	248	103,801
Male	163	47,000
Female	85	56,801
Unemployment Rates (1997)	3.7%	5.4%
Male	4.7%	4.6%
Female	2.7%	6.2%

These data are from the KY Cabinet for Workforce Development, Department for Employment Services
"Kentucky Total and Nonwhite Population and Labor Force Data by County."

***These data were calculated for the purposes of affirmative action purposes
and are not comparable with previous years.***

<http://www.des.state.ky.us/agencies/wforce/des/lmi/lfd/kytnwp/kytnwp.htm>

SEED (Social and Economic Education for Development) is a program of the Kentucky Cooperative Extension Service at the University of Kentucky. Faculty draw on the resources of the Social and Natural Resources Information Laboratory and professional contacts at the University of Kentucky, other agencies, and community programs throughout the country. For more information contact your local Cooperative Extension office or Dr. Richard C. Maurer, SEED, 500 Garrigus Building, University of Kentucky, Lexington, KY 40546 or call (606) 257-7582.

Educational programs of the Kentucky Cooperative Extension Service serves all people regardless of race, color, age, sex, religion, disability, or national origin.

Social and Economic Education for Development



KENTUCKY: BY THE NUMBERS
~ Unemployment Update ~
Grant County



Julie N. Zimmerman, Lori Garkovich, and Scott Samson
Rural and Economic Development Programs, Rural Sociology

University of Kentucky, College of Agriculture

November, 1999

With the success of the county profiles used in the series "Welfare Reform: By the Numbers," we decided to provide updates through a new series called "Kentucky: By the Numbers." These updates will be provided on an occasional basis as new data become available. Copies are also available online at the Social, Natural and Agricultural Resources Information Laboratory at <http://snril.ca.uky.edu>

	<u>County</u>	<u>State</u>
Total Civilian Labor Force (1997)	9,642	1,928,061
Male	4,927	1,011,000
Female	4,715	917,061
Total Employed (1997)	9,126	1,824,260
Male	4,638	964,000
Female	4,488	860,260
Total Unemployed (1997)	516	103,801
Male	289	47,000
Female	227	56,801
Unemployment Rates (1997)	5.4%	5.4%
Male	5.9%	4.6%
Female	4.8%	6.2%

These data are from the KY Cabinet for Workforce Development, Department for Employment Services
"Kentucky Total and Nonwhite Population and Labor Force Data by County."

***These data were calculated for the purposes of affirmative action purposes
and are not comparable with previous years.***

<http://www.des.state.ky.us/agencies/wforce/des/lmi/lfd/kytnwp/kytnwp.htm>


SEED (Social and Economic Education for Development) is a program of the Kentucky Cooperative Extension Service at the University of Kentucky. Faculty draw on the resources of the Social and Natural Resources Information Laboratory and professional contacts at the University of Kentucky, other agencies, and community programs throughout the country. For more information contact your local Cooperative Extension office or Dr. Richard C. Maurer, SEED, 500 Garrigus Building, University of Kentucky, Lexington, KY 40546 or call (606) 257-7582.

Educational programs of the Kentucky Cooperative Extension Service serves all people regardless of race, color, age, sex, religion, disability, or national origin.

Social and Economic Education for Development



KENTUCKY: BY THE NUMBERS
~ Unemployment Update ~



Graves County

Julie N. Zimmerman, Lori Garkovich, and Scott Samson
Rural and Economic Development Programs, Rural Sociology

University of Kentucky, College of Agriculture

November, 1999

With the success of the county profiles used in the series "Welfare Reform: By the Numbers," we decided to provide updates through a new series called "Kentucky: By the Numbers." These updates will be provided on an occasional basis as new data become available. Copies are also available online at the Social, Natural and Agricultural Resources Information Laboratory at <http://snril.ca.uky.edu>

	<u>County</u>	<u>State</u>
Total Civilian Labor Force (1997)	17,499	1,928,061
Male	9,376	1,011,000
Female	8,123	917,061
Total Employed (1997)	16,188	1,824,260
Male	8,880	964,000
Female	7,308	860,260
Total Unemployed (1997)	1,311	103,801
Male	496	47,000
Female	815	56,801
Unemployment Rates (1997)	7.5%	5.4%
Male	5.3%	4.6%
Female	10.0%	6.2%

These data are from the KY Cabinet for Workforce Development, Department for Employment Services
"Kentucky Total and Nonwhite Population and Labor Force Data by County."

***These data were calculated for the purposes of affirmative action purposes
and are not comparable with previous years.***

<http://www.des.state.ky.us/agencies/wforce/des/lmi/lfd/kytnwp/kytnwp.htm>

SEED (Social and Economic Education for Development) is a program of the Kentucky Cooperative Extension Service at the University of Kentucky. Faculty draw on the resources of the Social and Natural Resources Information Laboratory and professional contacts at the University of Kentucky, other agencies, and community programs throughout the country. For more information contact your local Cooperative Extension office or Dr. Richard C. Maurer, SEED, 500 Garrigus Building, University of Kentucky, Lexington, KY 40546 or call (606) 257-7582.


Educational programs of the Kentucky Cooperative Extension Service serves all people regardless of race, color, age, sex, religion, disability, or national origin.

Social and Economic Education for Development



KENTUCKY: BY THE NUMBERS
~ Unemployment Update ~

Grayson County



Julie N. Zimmerman, Lori Garkovich, and Scott Samson
Rural and Economic Development Programs, Rural Sociology

University of Kentucky, College of Agriculture

November, 1999

With the success of the county profiles used in the series "Welfare Reform: By the Numbers," we decided to provide updates through a new series called "Kentucky: By the Numbers." These updates will be provided on an occasional basis as new data become available. Copies are also available online at the Social, Natural and Agricultural Resources Information Laboratory at <http://snril.ca.uky.edu>

	<u>County</u>	<u>State</u>
Total Civilian Labor Force (1997)	11,478	1,928,061
Male	6,060	1,011,000
Female	5,418	917,061
Total Employed (1997)	10,564	1,824,260
Male	5,734	964,000
Female	4,830	860,260
Total Unemployed (1997)	914	103,801
Male	326	47,000
Female	588	56,801
Unemployment Rates (1997)	8.0%	5.4%
Male	5.4%	4.6%
Female	10.8%	6.2%

These data are from the KY Cabinet for Workforce Development, Department for Employment Services
"Kentucky Total and Nonwhite Population and Labor Force Data by County."

***These data were calculated for the purposes of affirmative action purposes
and are not comparable with previous years.***

<http://www.des.state.ky.us/agencies/wforce/des/lmi/lfd/kytnwp/kytnwp.htm>

SEED (Social and Economic Education for Development) is a program of the Kentucky Cooperative Extension Service at the University of Kentucky. Faculty draw on the resources of the Social and Natural Resources Information Laboratory and professional contacts at the University of Kentucky, other agencies, and community programs throughout the country. For more information contact your local Cooperative Extension office or Dr. Richard C. Maurer, SEED, 500 Garrigus Building, University of Kentucky, Lexington, KY 40546 or call (606) 257-7582.

Educational programs of the Kentucky Cooperative Extension Service serves all people regardless of race, color, age, sex, religion, disability, or national origin.

Social and Economic Education for Development



KENTUCKY: BY THE NUMBERS
~ Unemployment Update ~
Green County



Julie N. Zimmerman, Lori Garkovich, and Scott Samson
Rural and Economic Development Programs, Rural Sociology

University of Kentucky, College of Agriculture

November, 1999

With the success of the county profiles used in the series "Welfare Reform: By the Numbers," we decided to provide updates through a new series called "Kentucky: By the Numbers." These updates will be provided on an occasional basis as new data become available. Copies are also available online at the Social, Natural and Agricultural Resources Information Laboratory at <http://snril.ca.uky.edu>

	<u>County</u>	<u>State</u>
Total Civilian Labor Force (1997)	4,952	1,928,061
Male	2,761	1,011,000
Female	2,191	917,061
Total Employed (1997)	4,514	1,824,260
Male	2,589	964,000
Female	1,925	860,260
Total Unemployed (1997)	438	103,801
Male	172	47,000
Female	266	56,801
Unemployment Rates (1997)	8.8%	5.4%
Male	6.2%	4.6%
Female	12.1%	6.2%

These data are from the KY Cabinet for Workforce Development, Department for Employment Services
"Kentucky Total and Nonwhite Population and Labor Force Data by County."

***These data were calculated for the purposes of affirmative action purposes
and are not comparable with previous years.***

<http://www.des.state.ky.us/agencies/wforce/des/lmi/lfd/kytnwp/kytnwp.htm>


SEED (Social and Economic Education for Development) is a program of the Kentucky Cooperative Extension Service at the University of Kentucky. Faculty draw on the resources of the Social and Natural Resources Information Laboratory and professional contacts at the University of Kentucky, other agencies, and community programs throughout the country. For more information contact your local Cooperative Extension office or Dr. Richard C. Maurer, SEED, 500 Garrigus Building, University of Kentucky, Lexington, KY 40546 or call (606) 257-7582.

Educational programs of the Kentucky Cooperative Extension Service serves all people regardless of race, color, age, sex, religion, disability, or national origin.

Social and Economic Education for Development



KENTUCKY: BY THE NUMBERS
~ Unemployment Update ~
Greenup County



Julie N. Zimmerman, Lori Garkovich, and Scott Samson
Rural and Economic Development Programs, Rural Sociology

University of Kentucky, College of Agriculture

November, 1999

With the success of the county profiles used in the series "Welfare Reform: By the Numbers," we decided to provide updates through a new series called "Kentucky: By the Numbers." These updates will be provided on an occasional basis as new data become available. Copies are also available online at the Social, Natural and Agricultural Resources Information Laboratory at <http://snril.ca.uky.edu>

	<u>County</u>	<u>State</u>
Total Civilian Labor Force (1997)	16,647	1,928,061
Male	9,561	1,011,000
Female	7,086	917,061
Total Employed (1997)	15,454	1,824,260
Male	9,018	964,000
Female	6,436	860,260
Total Unemployed (1997)	1,193	103,801
Male	543	47,000
Female	650	56,801
Unemployment Rates (1997)	7.2%	5.4%
Male	5.7%	4.6%
Female	9.2%	6.2%

These data are from the KY Cabinet for Workforce Development, Department for Employment Services
"Kentucky Total and Nonwhite Population and Labor Force Data by County."

***These data were calculated for the purposes of affirmative action purposes
and are not comparable with previous years.***

<http://www.des.state.ky.us/agencies/wforce/des/lmi/lfd/kytnwp/kytnwp.htm>

SEED (Social and Economic Education for Development) is a program of the Kentucky Cooperative Extension Service at the University of Kentucky. Faculty draw on the resources of the Social and Natural Resources Information Laboratory and professional contacts at the University of Kentucky, other agencies, and community programs throughout the country. For more information contact your local Cooperative Extension office or Dr. Richard C. Maurer, SEED, 500 Garrigus Building, University of Kentucky, Lexington, KY 40546 or call (606) 257-7582.

Educational programs of the Kentucky Cooperative Extension Service serves all people regardless of race, color, age, sex, religion, disability, or national origin.

Social and Economic Education for Development



KENTUCKY: BY THE NUMBERS
~ Unemployment Update ~
Hancock County



Julie N. Zimmerman, Lori Garkovich, and Scott Samson
Rural and Economic Development Programs, Rural Sociology

University of Kentucky, College of Agriculture

November, 1999

With the success of the county profiles used in the series "Welfare Reform: By the Numbers," we decided to provide updates through a new series called "Kentucky: By the Numbers." These updates will be provided on an occasional basis as new data become available. Copies are also available online at the Social, Natural and Agricultural Resources Information Laboratory at <http://snril.ca.uky.edu>

	<u>County</u>	<u>State</u>
Total Civilian Labor Force (1997)	3,931	1,928,061
Male	2,114	1,011,000
Female	1,817	917,061
Total Employed (1997)	3,661	1,824,260
Male	1,995	964,000
Female	1,666	860,260
Total Unemployed (1997)	270	103,801
Male	119	47,000
Female	151	56,801
Unemployment Rates (1997)	6.9%	5.4%
Male	5.6%	4.6%
Female	8.3%	6.2%

These data are from the KY Cabinet for Workforce Development, Department for Employment Services
"Kentucky Total and Nonwhite Population and Labor Force Data by County."

***These data were calculated for the purposes of affirmative action purposes
and are not comparable with previous years.***

<http://www.des.state.ky.us/agencies/wforce/des/lmi/lfd/kytnwp/kytnwp.htm>

SEED (Social and Economic Education for Development) is a program of the Kentucky Cooperative Extension Service at the University of Kentucky. Faculty draw on the resources of the Social and Natural Resources Information Laboratory and professional contacts at the University of Kentucky, other agencies, and community programs throughout the country. For more information contact your local Cooperative Extension office or Dr. Richard C. Maurer, SEED, 500 Garrigus Building, University of Kentucky, Lexington, KY 40546 or call (606) 257-7582.

Educational programs of the Kentucky Cooperative Extension Service serves all people regardless of race, color, age, sex, religion, disability, or national origin.

Social and Economic Education for Development



KENTUCKY: BY THE NUMBERS
~ Unemployment Update ~
Hardin County



Julie N. Zimmerman, Lori Garkovich, and Scott Samson
Rural and Economic Development Programs, Rural Sociology

University of Kentucky, College of Agriculture

November, 1999

With the success of the county profiles used in the series "Welfare Reform: By the Numbers," we decided to provide updates through a new series called "Kentucky: By the Numbers." These updates will be provided on an occasional basis as new data become available. Copies are also available online at the Social, Natural and Agricultural Resources Information Laboratory at <http://snril.ca.uky.edu>

	<u>County</u>	<u>State</u>
Total Civilian Labor Force (1997)	36,832	1,928,061
Male	17,523	1,011,000
Female	19,309	917,061
Total Employed (1997)	34,775	1,824,260
Male	16,905	964,000
Female	17,870	860,260
Total Unemployed (1997)	2,057	103,801
Male	618	47,000
Female	1,439	56,801
Unemployment Rates (1997)	5.6%	5.4%
Male	3.5%	4.6%
Female	7.5%	6.2%

These data are from the KY Cabinet for Workforce Development, Department for Employment Services
"Kentucky Total and Nonwhite Population and Labor Force Data by County."

***These data were calculated for the purposes of affirmative action purposes
and are not comparable with previous years.***

<http://www.des.state.ky.us/agencies/wforce/des/lmi/lfd/kytnwp/kytnwp.htm>

SEED (Social and Economic Education for Development) is a program of the Kentucky Cooperative Extension Service at the University of Kentucky. Faculty draw on the resources of the Social and Natural Resources Information Laboratory and professional contacts at the University of Kentucky, other agencies, and community programs throughout the country. For more information contact your local Cooperative Extension office or Dr. Richard C. Maurer, SEED, 500 Garrigus Building, University of Kentucky, Lexington, KY 40546 or call (606) 257-7582.

Educational programs of the Kentucky Cooperative Extension Service serves all people regardless of race, color, age, sex, religion, disability, or national origin.

Social and Economic Education for Development



KENTUCKY: BY THE NUMBERS
~ Unemployment Update ~
Harlan County



Julie N. Zimmerman, Lori Garkovich, and Scott Samson
Rural and Economic Development Programs, Rural Sociology

University of Kentucky, College of Agriculture

November, 1999

With the success of the county profiles used in the series "Welfare Reform: By the Numbers," we decided to provide updates through a new series called "Kentucky: By the Numbers." These updates will be provided on an occasional basis as new data become available. Copies are also available online at the Social, Natural and Agricultural Resources Information Laboratory at <http://snril.ca.uky.edu>

	<u>County</u>	<u>State</u>
Total Civilian Labor Force (1997)	9,477	1,928,061
Male	6,558	1,011,000
Female	2,919	917,061
Total Employed (1997)	8,248	1,824,260
Male	5,953	964,000
Female	2,295	860,260
Total Unemployed (1997)	1,229	103,801
Male	604	47,000
Female	625	56,801
Unemployment Rates (1997)	13.0%	5.4%
Male	9.2%	4.6%
Female	21.4%	6.2%

These data are from the KY Cabinet for Workforce Development, Department for Employment Services
"Kentucky Total and Nonwhite Population and Labor Force Data by County."

***These data were calculated for the purposes of affirmative action purposes
and are not comparable with previous years.***

<http://www.des.state.ky.us/agencies/wforce/des/lmi/lfd/kytnwp/kytnwp.htm>

SEED (Social and Economic Education for Development) is a program of the Kentucky Cooperative Extension Service at the University of Kentucky. Faculty draw on the resources of the Social and Natural Resources Information Laboratory and professional contacts at the University of Kentucky, other agencies, and community programs throughout the country. For more information contact your local Cooperative Extension office or Dr. Richard C. Maurer, SEED, 500 Garrigus Building, University of Kentucky, Lexington, KY 40546 or call (606) 257-7582.

Educational programs of the Kentucky Cooperative Extension Service serves all people regardless of race, color, age, sex, religion, disability, or national origin.

Social and Economic Education for Development



KENTUCKY: BY THE NUMBERS ~ Unemployment Update ~ Harrison County



Julie N. Zimmerman, Lori Garkovich, and Scott Samson
Rural and Economic Development Programs, Rural Sociology

University of Kentucky, College of Agriculture

November, 1999

With the success of the county profiles used in the series "Welfare Reform: By the Numbers," we decided to provide updates through a new series called "Kentucky: By the Numbers." These updates will be provided on an occasional basis as new data become available. Copies are also available online at the Social, Natural and Agricultural Resources Information Laboratory at <http://snril.ca.uky.edu>

	<u>County</u>	<u>State</u>
Total Civilian Labor Force (1997)	7,515	1,928,061
Male	4,366	1,011,000
Female	3,149	917,061
Total Employed (1997)	7,077	1,824,260
Male	4,200	964,000
Female	2,877	860,260
Total Unemployed (1997)	438	103,801
Male	166	47,000
Female	272	56,801
Unemployment Rates (1997)	5.8%	5.4%
Male	3.8%	4.6%
Female	8.6%	6.2%

These data are from the KY Cabinet for Workforce Development, Department for Employment Services
"Kentucky Total and Nonwhite Population and Labor Force Data by County."

*These data were calculated for the purposes of affirmative action purposes
and are not comparable with previous years.*

<http://www.des.state.ky.us/agencies/wforce/des/lmi/lfd/kytnwp/kytnwp.htm>

SEED (Social and Economic Education for Development) is a program of the Kentucky Cooperative Extension Service at the University of Kentucky. Faculty draw on the resources of the Social and Natural Resources Information Laboratory and professional contacts at the University of Kentucky, other agencies, and community programs throughout the country. For more information contact your local Cooperative Extension office or Dr. Richard C. Maurer, SEED, 500 Garrigus Building, University of Kentucky, Lexington, KY 40546 or call (606) 257-7582.

Educational programs of the Kentucky Cooperative Extension Service serves all people regardless of race, color, age, sex, religion, disability, or national origin.

Social and Economic Education for Development



KENTUCKY: BY THE NUMBERS
~ Unemployment Update ~
Hart County



Julie N. Zimmerman, Lori Garkovich, and Scott Samson
Rural and Economic Development Programs, Rural Sociology

University of Kentucky, College of Agriculture

November, 1999

With the success of the county profiles used in the series "Welfare Reform: By the Numbers," we decided to provide updates through a new series called "Kentucky: By the Numbers." These updates will be provided on an occasional basis as new data become available. Copies are also available online at the Social, Natural and Agricultural Resources Information Laboratory at <http://snril.ca.uky.edu>

	<u>County</u>	<u>State</u>
Total Civilian Labor Force (1997)	7,936	1,928,061
Male	4,537	1,011,000
Female	3,399	917,061
Total Employed (1997)	7,421	1,824,260
Male	4,235	964,000
Female	3,186	860,260
Total Unemployed (1997)	515	103,801
Male	302	47,000
Female	213	56,801
Unemployment Rates (1997)	6.5%	5.4%
Male	6.7%	4.6%
Female	6.3%	6.2%

These data are from the KY Cabinet for Workforce Development, Department for Employment Services
"Kentucky Total and Nonwhite Population and Labor Force Data by County."

***These data were calculated for the purposes of affirmative action purposes
and are not comparable with previous years.***

<http://www.des.state.ky.us/agencies/wforce/des/lmi/lfd/kytnwp/kytnwp.htm>


SEED (Social and Economic Education for Development) is a program of the Kentucky Cooperative Extension Service at the University of Kentucky. Faculty draw on the resources of the Social and Natural Resources Information Laboratory and professional contacts at the University of Kentucky, other agencies, and community programs throughout the country. For more information contact your local Cooperative Extension office or Dr. Richard C. Maurer, SEED, 500 Garrigus Building, University of Kentucky, Lexington, KY 40546 or call (606) 257-7582.

Educational programs of the Kentucky Cooperative Extension Service serves all people regardless of race, color, age, sex, religion, disability, or national origin.

Social and Economic Education for Development



KENTUCKY: BY THE NUMBERS
~ Unemployment Update ~
Henderson County



Julie N. Zimmerman, Lori Garkovich, and Scott Samson
Rural and Economic Development Programs, Rural Sociology

University of Kentucky, College of Agriculture

November, 1999

With the success of the county profiles used in the series "Welfare Reform: By the Numbers," we decided to provide updates through a new series called "Kentucky: By the Numbers." These updates will be provided on an occasional basis as new data become available. Copies are also available online at the Social, Natural and Agricultural Resources Information Laboratory at <http://snril.ca.uky.edu>

	<u>County</u>	<u>State</u>
Total Civilian Labor Force (1997)	24,190	1,928,061
Male	12,810	1,011,000
Female	11,380	917,061
Total Employed (1997)	22,747	1,824,260
Male	12,249	964,000
Female	10,498	860,260
Total Unemployed (1997)	1,443	103,801
Male	561	47,000
Female	882	56,801
Unemployment Rates (1997)	6.0%	5.4%
Male	4.4%	4.6%
Female	7.8%	6.2%

These data are from the KY Cabinet for Workforce Development, Department for Employment Services
"Kentucky Total and Nonwhite Population and Labor Force Data by County."

***These data were calculated for the purposes of affirmative action purposes
and are not comparable with previous years.***

<http://www.des.state.ky.us/agencies/wforce/des/lmi/lfd/kytnwp/kytnwp.htm>

SEED (Social and Economic Education for Development) is a program of the Kentucky Cooperative Extension Service at the University of Kentucky. Faculty draw on the resources of the Social and Natural Resources Information Laboratory and professional contacts at the University of Kentucky, other agencies, and community programs throughout the country. For more information contact your local Cooperative Extension office or Dr. Richard C. Maurer, SEED, 500 Garrigus Building, University of Kentucky, Lexington, KY 40546 or call (606) 257-7582.

Educational programs of the Kentucky Cooperative Extension Service serves all people regardless of race, color, age, sex, religion, disability, or national origin.

Social and Economic Education for Development



KENTUCKY: BY THE NUMBERS
~ Unemployment Update ~
Henry County



Julie N. Zimmerman, Lori Garkovich, and Scott Samson
Rural and Economic Development Programs, Rural Sociology

University of Kentucky, College of Agriculture

November, 1999

With the success of the county profiles used in the series "Welfare Reform: By the Numbers," we decided to provide updates through a new series called "Kentucky: By the Numbers." These updates will be provided on an occasional basis as new data become available. Copies are also available online at the Social, Natural and Agricultural Resources Information Laboratory at <http://snril.ca.uky.edu>

	<u>County</u>	<u>State</u>
Total Civilian Labor Force (1997)	7,227	1,928,061
Male	4,281	1,011,000
Female	2,946	917,061
Total Employed (1997)	6,968	1,824,260
Male	4,126	964,000
Female	2,842	860,260
Total Unemployed (1997)	259	103,801
Male	155	47,000
Female	104	56,801
Unemployment Rates (1997)	3.6%	5.4%
Male	3.6%	4.6%
Female	3.5%	6.2%

These data are from the KY Cabinet for Workforce Development, Department for Employment Services
"Kentucky Total and Nonwhite Population and Labor Force Data by County."

***These data were calculated for the purposes of affirmative action purposes
and are not comparable with previous years.***

<http://www.des.state.ky.us/agencies/wforce/des/lmi/lfd/kytnwp/kytnwp.htm>


SEED (Social and Economic Education for Development) is a program of the Kentucky Cooperative Extension Service at the University of Kentucky. Faculty draw on the resources of the Social and Natural Resources Information Laboratory and professional contacts at the University of Kentucky, other agencies, and community programs throughout the country. For more information contact your local Cooperative Extension office or Dr. Richard C. Maurer, SEED, 500 Garrigus Building, University of Kentucky, Lexington, KY 40546 or call (606) 257-7582.

Educational programs of the Kentucky Cooperative Extension Service serves all people regardless of race, color, age, sex, religion, disability, or national origin.

Social and Economic Education for Development



KENTUCKY: BY THE NUMBERS
~ Unemployment Update ~



Hickman County

Julie N. Zimmerman, Lori Garkovich, and Scott Samson
Rural and Economic Development Programs, Rural Sociology

University of Kentucky, College of Agriculture

November, 1999

With the success of the county profiles used in the series "Welfare Reform: By the Numbers," we decided to provide updates through a new series called "Kentucky: By the Numbers." These updates will be provided on an occasional basis as new data become available. Copies are also available online at the Social, Natural and Agricultural Resources Information Laboratory at <http://snril.ca.uky.edu>

	<u>County</u>	<u>State</u>
Total Civilian Labor Force (1997)	2,551	1,928,061
Male	1,378	1,011,000
Female	1,173	917,061
Total Employed (1997)	2,408	1,824,260
Male	1,276	964,000
Female	1,132	860,260
Total Unemployed (1997)	143	103,801
Male	102	47,000
Female	41	56,801
Unemployment Rates (1997)	5.6%	5.4%
Male	7.4%	4.6%
Female	3.5%	6.2%

These data are from the KY Cabinet for Workforce Development, Department for Employment Services
"Kentucky Total and Nonwhite Population and Labor Force Data by County."

***These data were calculated for the purposes of affirmative action purposes
and are not comparable with previous years.***

<http://www.des.state.ky.us/agencies/wforce/des/lmi/lfd/kytnwp/kytnwp.htm>

SEED (Social and Economic Education for Development) is a program of the Kentucky Cooperative Extension Service at the University of Kentucky. Faculty draw on the resources of the Social and Natural Resources Information Laboratory and professional contacts at the University of Kentucky, other agencies, and community programs throughout the country. For more information contact your local Cooperative Extension office or Dr. Richard C. Maurer, SEED, 500 Garrigus Building, University of Kentucky, Lexington, KY 40546 or call (606) 257-7582.

Educational programs of the Kentucky Cooperative Extension Service serves all people regardless of race, color, age, sex, religion, disability, or national origin.

Social and Economic Education for Development



KENTUCKY: BY THE NUMBERS
~ Unemployment Update ~
Hopkins County



Julie N. Zimmerman, Lori Garkovich, and Scott Samson
Rural and Economic Development Programs, Rural Sociology

University of Kentucky, College of Agriculture

November, 1999

With the success of the county profiles used in the series "Welfare Reform: By the Numbers," we decided to provide updates through a new series called "Kentucky: By the Numbers." These updates will be provided on an occasional basis as new data become available. Copies are also available online at the Social, Natural and Agricultural Resources Information Laboratory at <http://snril.ca.uky.edu>

	<u>County</u>	<u>State</u>
Total Civilian Labor Force (1997)	20,573	1,928,061
Male	11,235	1,011,000
Female	9,338	917,061
Total Employed (1997)	19,310	1,824,260
Male	10,567	964,000
Female	8,743	860,260
Total Unemployed (1997)	1,263	103,801
Male	668	47,000
Female	595	56,801
Unemployment Rates (1997)	6.1%	5.4%
Male	5.9%	4.6%
Female	6.4%	6.2%

These data are from the KY Cabinet for Workforce Development, Department for Employment Services
"Kentucky Total and Nonwhite Population and Labor Force Data by County."

***These data were calculated for the purposes of affirmative action purposes
and are not comparable with previous years.***

<http://www.des.state.ky.us/agencies/wforce/des/lmi/lfd/kytnwp/kytnwp.htm>


SEED (Social and Economic Education for Development) is a program of the Kentucky Cooperative Extension Service at the University of Kentucky. Faculty draw on the resources of the Social and Natural Resources Information Laboratory and professional contacts at the University of Kentucky, other agencies, and community programs throughout the country. For more information contact your local Cooperative Extension office or Dr. Richard C. Maurer, SEED, 500 Garrigus Building, University of Kentucky, Lexington, KY 40546 or call (606) 257-7582.

Educational programs of the Kentucky Cooperative Extension Service serves all people regardless of race, color, age, sex, religion, disability, or national origin.

Social and Economic Education for Development



KENTUCKY: BY THE NUMBERS
~ Unemployment Update ~



Jackson County

Julie N. Zimmerman, Lori Garkovich, and Scott Samson
Rural and Economic Development Programs, Rural Sociology

University of Kentucky, College of Agriculture

November, 1999

With the success of the county profiles used in the series "Welfare Reform: By the Numbers," we decided to provide updates through a new series called "Kentucky: By the Numbers." These updates will be provided on an occasional basis as new data become available. Copies are also available online at the Social, Natural and Agricultural Resources Information Laboratory at <http://snril.ca.uky.edu>

	<u>County</u>	<u>State</u>
Total Civilian Labor Force (1997)	6,784	1,928,061
Male	2,734	1,011,000
Female	4,050	917,061
Total Employed (1997)	6,407	1,824,260
Male	2,595	964,000
Female	3,812	860,260
Total Unemployed (1997)	377	103,801
Male	139	47,000
Female	238	56,801
Unemployment Rates (1997)	5.6%	5.4%
Male	5.1%	4.6%
Female	5.9%	6.2%

These data are from the KY Cabinet for Workforce Development, Department for Employment Services
"Kentucky Total and Nonwhite Population and Labor Force Data by County."

***These data were calculated for the purposes of affirmative action purposes
and are not comparable with previous years.***

<http://www.des.state.ky.us/agencies/wforce/des/lmi/lfd/kytnwp/kytnwp.htm>


SEED (Social and Economic Education for Development) is a program of the Kentucky Cooperative Extension Service at the University of Kentucky. Faculty draw on the resources of the Social and Natural Resources Information Laboratory and professional contacts at the University of Kentucky, other agencies, and community programs throughout the country. For more information contact your local Cooperative Extension office or Dr. Richard C. Maurer, SEED, 500 Garrigus Building, University of Kentucky, Lexington, KY 40546 or call (606) 257-7582.

Educational programs of the Kentucky Cooperative Extension Service serves all people regardless of race, color, age, sex, religion, disability, or national origin.

Social and Economic Education for Development



KENTUCKY: BY THE NUMBERS
~ Unemployment Update ~
Jefferson County



Julie N. Zimmerman, Lori Garkovich, and Scott Samson
Rural and Economic Development Programs, Rural Sociology

University of Kentucky, College of Agriculture

November, 1999

With the success of the county profiles used in the series "Welfare Reform: By the Numbers," we decided to provide updates through a new series called "Kentucky: By the Numbers." These updates will be provided on an occasional basis as new data become available. Copies are also available online at the Social, Natural and Agricultural Resources Information Laboratory at <http://snril.ca.uky.edu>

	<u>County</u>	<u>State</u>
Total Civilian Labor Force (1997)	375,781	1,928,061
Male	187,306	1,011,000
Female	188,475	917,061
Total Employed (1997)	358,792	1,824,260
Male	179,153	964,000
Female	179,639	860,260
Total Unemployed (1997)	16,989	103,801
Male	8,153	47,000
Female	8,836	56,801
Unemployment Rates (1997)	4.5%	5.4%
Male	4.4%	4.6%
Female	4.7%	6.2%

These data are from the KY Cabinet for Workforce Development, Department for Employment Services
"Kentucky Total and Nonwhite Population and Labor Force Data by County."

*These data were calculated for the purposes of affirmative action purposes
and are not comparable with previous years.*

<http://www.des.state.ky.us/agencies/wforce/des/lmi/lfd/kytnwp/kytnwp.htm>

SEED (Social and Economic Education for Development) is a program of the Kentucky Cooperative Extension Service at the University of Kentucky. Faculty draw on the resources of the Social and Natural Resources Information Laboratory and professional contacts at the University of Kentucky, other agencies, and community programs throughout the country. For more information contact your local Cooperative Extension office or Dr. Richard C. Maurer, SEED, 500 Garrigus Building, University of Kentucky, Lexington, KY 40546 or call (606) 257-7582.

Educational programs of the Kentucky Cooperative Extension Service serves all people regardless of race, color, age, sex, religion, disability, or national origin.

Social and Economic Education for Development



KENTUCKY: BY THE NUMBERS
~ Unemployment Update ~
Jessamine County



Julie N. Zimmerman, Lori Garkovich, and Scott Samson
Rural and Economic Development Programs, Rural Sociology

University of Kentucky, College of Agriculture

November, 1999

With the success of the county profiles used in the series "Welfare Reform: By the Numbers," we decided to provide updates through a new series called "Kentucky: By the Numbers." These updates will be provided on an occasional basis as new data become available. Copies are also available online at the Social, Natural and Agricultural Resources Information Laboratory at <http://snril.ca.uky.edu>

	<u>County</u>	<u>State</u>
Total Civilian Labor Force (1997)	20,046	1,928,061
Male	10,083	1,011,000
Female	9,963	917,061
Total Employed (1997)	19,611	1,824,260
Male	9,785	964,000
Female	9,826	860,260
Total Unemployed (1997)	435	103,801
Male	298	47,000
Female	137	56,801
Unemployment Rates (1997)	2.2%	5.4%
Male	3.0%	4.6%
Female	1.4%	6.2%

These data are from the KY Cabinet for Workforce Development, Department for Employment Services
"Kentucky Total and Nonwhite Population and Labor Force Data by County."

***These data were calculated for the purposes of affirmative action purposes
and are not comparable with previous years.***

<http://www.des.state.ky.us/agencies/wforce/des/lmi/lfd/kytnwp/kytnwp.htm>

SEED (Social and Economic Education for Development) is a program of the Kentucky Cooperative Extension Service at the University of Kentucky. Faculty draw on the resources of the Social and Natural Resources Information Laboratory and professional contacts at the University of Kentucky, other agencies, and community programs throughout the country. For more information contact your local Cooperative Extension office or Dr. Richard C. Maurer, SEED, 500 Garrigus Building, University of Kentucky, Lexington, KY 40546 or call (606) 257-7582.

Educational programs of the Kentucky Cooperative Extension Service serves all people regardless of race, color, age, sex, religion, disability, or national origin.

Social and Economic Education for Development



KENTUCKY: BY THE NUMBERS
~ Unemployment Update ~
Johnson County



Julie N. Zimmerman, Lori Garkovich, and Scott Samson
Rural and Economic Development Programs, Rural Sociology

University of Kentucky, College of Agriculture

November, 1999

With the success of the county profiles used in the series "Welfare Reform: By the Numbers," we decided to provide updates through a new series called "Kentucky: By the Numbers." These updates will be provided on an occasional basis as new data become available. Copies are also available online at the Social, Natural and Agricultural Resources Information Laboratory at <http://snril.ca.uky.edu>

	<u>County</u>	<u>State</u>
Total Civilian Labor Force (1997)	9,904	1,928,061
Male	5,995	1,011,000
Female	3,909	917,061
Total Employed (1997)	9,137	1,824,260
Male	5,633	964,000
Female	3,504	860,260
Total Unemployed (1997)	767	103,801
Male	362	47,000
Female	405	56,801
Unemployment Rates (1997)	7.7%	5.4%
Male	6.0%	4.6%
Female	10.4%	6.2%

These data are from the KY Cabinet for Workforce Development, Department for Employment Services
"Kentucky Total and Nonwhite Population and Labor Force Data by County."

***These data were calculated for the purposes of affirmative action purposes
and are not comparable with previous years.***

<http://www.des.state.ky.us/agencies/wforce/des/lmi/lfd/kytnwp/kytnwp.htm>

SEED (Social and Economic Education for Development) is a program of the Kentucky Cooperative Extension Service at the University of Kentucky. Faculty draw on the resources of the Social and Natural Resources Information Laboratory and professional contacts at the University of Kentucky, other agencies, and community programs throughout the country. For more information contact your local Cooperative Extension office or Dr. Richard C. Maurer, SEED, 500 Garrigus Building, University of Kentucky, Lexington, KY 40546 or call (606) 257-7582.

Educational programs of the Kentucky Cooperative Extension Service serves all people regardless of race, color, age, sex, religion, disability, or national origin.

