

Social and Economic Education for Development



KENTUCKY: BY THE NUMBERS ~ Poverty 1997 Update ~

Daviess County

Julie N. Zimmerman and Nicole Breazeale
Rural and Economic Development Programs, Rural Sociology



University of Kentucky, College of Agriculture

January, 2001

Each year, the Census Bureau releases poverty estimates for the nation as a whole and for each of the states. County level estimates, however, are produced less frequently. This data sheet compares the results from the 1990 Census with the most recent poverty estimates for counties in the United States. "Kentucky: By the Numbers" is available online at <http://www.ca.uky.edu/snarl>.

<u>Poverty</u>	<u>County</u>	<u>State</u>
Total Number of People in Poverty (1997)	11,965	624,219
Total Number of People in Poverty (1989)	13,179	681,827
<i>Percent Change in Total Number of People in Poverty (1989-1997)</i>	<i>-9.2%</i>	<i>-8.4%</i>
Total Poverty Rate (1997)	13.2	16.0
Total Poverty Rate (1989)	15.4	19.0
<u>Child Poverty</u>		
Number of Children in Poverty Ages 0-17 (1997)	4,460	229,043
Number of Children in Poverty Ages 0-17 (1989)	4,933	234,012
<i>Percent Change in Number of Children in Poverty Ages 0-17 (1989-1997)</i>	<i>-9.6%</i>	<i>-2.1%</i>
Child Poverty Rate Ages 0-17 (1997)	18.8	23.1
Child Poverty Rate Ages 0-17 (1989)	21.2	24.8
<u>Income</u>		
Median Household Income (1997)	\$34,335	\$31,730
Median Household Income (1989)	\$24,399	\$22,534
<i>Percent Change in Median Household Income (1989-1997)</i>	<i>40.7%</i>	<i>40.8%</i>

These data are from the U.S. Census Bureau and were downloaded from their website at
<http://www.census.gov/hhes/www/saipe/stcty/estimate.html>

Additional information on county level poverty estimates is
available from the Kentucky State Data Center at
<http://cbpa.louisville.edu/ksdc/>

SEED (Social and Economic Education for Development) is a program of the Kentucky Cooperative Extension Service at the University of Kentucky. Faculty draw on the resources of the Social and Natural Resources Information Laboratory and professional contacts at the University of Kentucky, other agencies, and community programs throughout the country. For more information contact your local Cooperative Extension office or Dr. Richard C. Maurer, SEED, 500 Garrigus Building, University of Kentucky, Lexington, KY 40546 or call (606) 257-7582.

Educational programs of the Kentucky Cooperative Extension Service serves all people regardless of race, color, age, sex, religion, disability, or national origin.

Social and Economic Education for Development



KENTUCKY: BY THE NUMBERS ~ Poverty 1997 Update ~

Edmonson County

Julie N. Zimmerman and Nicole Breazeale
Rural and Economic Development Programs, Rural Sociology



University of Kentucky, College of Agriculture

January, 2001

Each year, the Census Bureau releases poverty estimates for the nation as a whole and for each of the states. County level estimates, however, are produced less frequently. This data sheet compares the results from the 1990 Census with the most recent poverty estimates for counties in the United States. "Kentucky: By the Numbers" is available online at <http://www.ca.uky.edu/snarl>.

<u>Poverty</u>	<u>County</u>	<u>State</u>
Total Number of People in Poverty (1997)	2,212	624,219
Total Number of People in Poverty (1989)	2,783	681,827
<i>Percent Change in Total Number of People in Poverty (1989-1997)</i>	<i>-20.5%</i>	<i>-8.4%</i>
Total Poverty Rate (1997)	19.2	16.0
Total Poverty Rate (1989)	27.0	19.0
<u>Child Poverty</u>		
Number of Children in Poverty Ages 0-17 (1997)	813	229,043
Number of Children in Poverty Ages 0-17 (1989)	810	234,012
<i>Percent Change in Number of Children in Poverty Ages 0-17 (1989-1997)</i>	<i>0.4%</i>	<i>-2.1%</i>
Child Poverty Rate Ages 0-17 (1997)	28.2	23.1
Child Poverty Rate Ages 0-17 (1989)	30.0	24.8
<u>Income</u>		
Median Household Income (1997)	\$24,568	\$31,730
Median Household Income (1989)	\$15,134	\$22,534
<i>Percent Change in Median Household Income (1989-1997)</i>	<i>62.3%</i>	<i>40.8%</i>

These data are from the U.S. Census Bureau and were downloaded from their website at
<http://www.census.gov/hhes/www/saife/stcty/estimate.html>

Additional information on county level poverty estimates is
available from the Kentucky State Data Center at
<http://cbpa.louisville.edu/ksdc/>

SEED (Social and Economic Education for Development) is a program of the Kentucky Cooperative Extension Service at the University of Kentucky. Faculty draw on the resources of the Social and Natural Resources Information Laboratory and professional contacts at the University of Kentucky, other agencies, and community programs throughout the country. For more information contact your local Cooperative Extension office or Dr. Richard C. Maurer, SEED, 500 Garrigus Building, University of Kentucky, Lexington, KY 40546 or call (606) 257-7582.

Educational programs of the Kentucky Cooperative Extension Service serves all people regardless of race, color, age, sex, religion, disability, or national origin.


Social and Economic Education for Development



KENTUCKY: BY THE NUMBERS ~ Poverty 1997 Update ~

Elliott County

Julie N. Zimmerman and Nicole Breazeale
Rural and Economic Development Programs, Rural Sociology



University of Kentucky, College of Agriculture

January, 2001

Each year, the Census Bureau releases poverty estimates for the nation as a whole and for each of the states. County level estimates, however, are produced less frequently. This data sheet compares the results from the 1990 Census with the most recent poverty estimates for counties in the United States. "Kentucky: By the Numbers" is available online at <http://www.ca.uky.edu/snarl>.

<u>Poverty</u>	<u>County</u>	<u>State</u>
Total Number of People in Poverty (1997)	1,826	624,219
Total Number of People in Poverty (1989)	2,456	681,827
<i>Percent Change in Total Number of People in Poverty (1989-1997)</i>	<i>-25.7%</i>	<i>-8.4%</i>
Total Poverty Rate (1997)	27.2	16.0
Total Poverty Rate (1989)	38.0	19.0
<u>Child Poverty</u>		
Number of Children in Poverty Ages 0-17 (1997)	752	229,043
Number of Children in Poverty Ages 0-17 (1989)	843	234,012
<i>Percent Change in Number of Children in Poverty Ages 0-17 (1989-1997)</i>	<i>-10.8%</i>	<i>-2.1%</i>
Child Poverty Rate Ages 0-17 (1997)	39.4	23.1
Child Poverty Rate Ages 0-17 (1989)	45.2	24.8
<u>Income</u>		
Median Household Income (1997)	\$20,660	\$31,730
Median Household Income (1989)	\$13,890	\$22,534
<i>Percent Change in Median Household Income (1989-1997)</i>	<i>48.7%</i>	<i>40.8%</i>

These data are from the U.S. Census Bureau and were downloaded from their website at
<http://www.census.gov/hhes/www/saipe/stcty/estimate.html>

Additional information on county level poverty estimates is
available from the Kentucky State Data Center at
<http://cbpa.louisville.edu/ksdc/>

SEED (Social and Economic Education for Development) is a program of the Kentucky Cooperative Extension Service at the University of Kentucky. Faculty draw on the resources of the Social and Natural Resources Information Laboratory and professional contacts at the University of Kentucky, other agencies, and community programs throughout the country. For more information contact your local Cooperative Extension office or Dr. Richard C. Maurer, SEED, 500 Garrigus Building, University of Kentucky, Lexington, KY 40546 or call (606) 257-7582.

Educational programs of the Kentucky Cooperative Extension Service serves all people regardless of race, color, age, sex, religion, disability, or national origin.

Social and Economic Education for Development



KENTUCKY: BY THE NUMBERS ~ Poverty 1997 Update ~

Estill County

Julie N. Zimmerman and Nicole Breazeale
Rural and Economic Development Programs, Rural Sociology



University of Kentucky, College of Agriculture

January, 2001

Each year, the Census Bureau releases poverty estimates for the nation as a whole and for each of the states. County level estimates, however, are produced less frequently. This data sheet compares the results from the 1990 Census with the most recent poverty estimates for counties in the United States. "Kentucky: By the Numbers" is available online at <http://www.ca.uky.edu/snarl>.

<u>Poverty</u>	<u>County</u>	<u>State</u>
Total Number of People in Poverty (1997)	3,577	624,219
Total Number of People in Poverty (1989)	4,199	681,827
<i>Percent Change in Total Number of People in Poverty (1989-1997)</i>	<i>-14.8%</i>	<i>-8.4%</i>
Total Poverty Rate (1997)	22.7	16.0
Total Poverty Rate (1989)	29.0	19.0
<u>Child Poverty</u>		
Number of Children in Poverty Ages 0-17 (1997)	1,357	229,043
Number of Children in Poverty Ages 0-17 (1989)	1,418	234,012
<i>Percent Change in Number of Children in Poverty Ages 0-17 (1989-1997)</i>	<i>-4.3%</i>	<i>-2.1%</i>
Child Poverty Rate Ages 0-17 (1997)	33.7	23.1
Child Poverty Rate Ages 0-17 (1989)	36.7	24.8
<u>Income</u>		
Median Household Income (1997)	\$23,937	\$31,730
Median Household Income (1989)	\$16,056	\$22,534
<i>Percent Change in Median Household Income (1989-1997)</i>	<i>49.1%</i>	<i>40.8%</i>

These data are from the U.S. Census Bureau and were downloaded from their website at
<http://www.census.gov/hhes/www/saife/stcty/estimate.html>

Additional information on county level poverty estimates is
available from the Kentucky State Data Center at
<http://cbpa.louisville.edu/ksdc/>

SEED (Social and Economic Education for Development) is a program of the Kentucky Cooperative Extension Service at the University of Kentucky. Faculty draw on the resources of the Social and Natural Resources Information Laboratory and professional contacts at the University of Kentucky, other agencies, and community programs throughout the country. For more information contact your local Cooperative Extension office or Dr. Richard C. Maurer, SEED, 500 Garrigus Building, University of Kentucky, Lexington, KY 40546 or call (606) 257-7582.

Educational programs of the Kentucky Cooperative Extension Service serves all people regardless of race, color, age, sex, religion, disability, or national origin.

Social and Economic Education for Development



KENTUCKY: BY THE NUMBERS ~ Poverty 1997 Update ~

Fayette County

Julie N. Zimmerman and Nicole Breazeale
Rural and Economic Development Programs, Rural Sociology



University of Kentucky, College of Agriculture

January, 2001

Each year, the Census Bureau releases poverty estimates for the nation as a whole and for each of the states. County level estimates, however, are produced less frequently. This data sheet compares the results from the 1990 Census with the most recent poverty estimates for counties in the United States. "Kentucky: By the Numbers" is available online at <http://www.ca.uky.edu/snarl>.

<u>Poverty</u>	<u>County</u>	<u>State</u>
Total Number of People in Poverty (1997)	26,900	624,219
Total Number of People in Poverty (1989)	30,108	681,827
<i>Percent Change in Total Number of People in Poverty (1989-1997)</i>	<i>-10.7%</i>	<i>-8.4%</i>
Total Poverty Rate (1997)	11.5	16.0
Total Poverty Rate (1989)	14.1	19.0
<u>Child Poverty</u>		
Number of Children in Poverty Ages 0-17 (1997)	8,974	229,043
Number of Children in Poverty Ages 0-17 (1989)	9,392	234,012
<i>Percent Change in Number of Children in Poverty Ages 0-17 (1989-1997)</i>	<i>-4.5%</i>	<i>-2.1%</i>
Child Poverty Rate Ages 0-17 (1997)	16.9	23.1
Child Poverty Rate Ages 0-17 (1989)	18.8	24.8
<u>Income</u>		
Median Household Income (1997)	\$39,295	\$31,730
Median Household Income (1989)	\$28,056	\$22,534
<i>Percent Change in Median Household Income (1989-1997)</i>	<i>40.1%</i>	<i>40.8%</i>

These data are from the U.S. Census Bureau and were downloaded from their website at
<http://www.census.gov/hhes/www/saife/stcty/estimate.html>

Additional information on county level poverty estimates is
available from the Kentucky State Data Center at
<http://cbpa.louisville.edu/ksdc/>

SEED (Social and Economic Education for Development) is a program of the Kentucky Cooperative Extension Service at the University of Kentucky. Faculty draw on the resources of the Social and Natural Resources Information Laboratory and professional contacts at the University of Kentucky, other agencies, and community programs throughout the country. For more information contact your local Cooperative Extension office or Dr. Richard C. Maurer, SEED, 500 Garrigus Building, University of Kentucky, Lexington, KY 40546 or call (606) 257-7582.

Educational programs of the Kentucky Cooperative Extension Service serves all people regardless of race, color, age, sex, religion, disability, or national origin.

Social and Economic Education for Development



KENTUCKY: BY THE NUMBERS
~ Poverty 1997 Update ~

Fleming County

Julie N. Zimmerman and Nicole Breazeale
Rural and Economic Development Programs, Rural Sociology



University of Kentucky, College of Agriculture

January, 2001

Each year, the Census Bureau releases poverty estimates for the nation as a whole and for each of the states. County level estimates, however, are produced less frequently. This data sheet compares the results from the 1990 Census with the most recent poverty estimates for counties in the United States. "Kentucky: By the Numbers" is available online at <http://www.ca.uky.edu/snarl>.

<u>Poverty</u>	<u>County</u>	<u>State</u>
Total Number of People in Poverty (1997)	2,731	624,219
Total Number of People in Poverty (1989)	3,086	681,827
<i>Percent Change in Total Number of People in Poverty (1989-1997)</i>	<i>-11.5%</i>	<i>-8.4%</i>
Total Poverty Rate (1997)	20.1	16.0
Total Poverty Rate (1989)	25.4	19.0
<u>Child Poverty</u>		
Number of Children in Poverty Ages 0-17 (1997)	971	229,043
Number of Children in Poverty Ages 0-17 (1989)	948	234,012
<i>Percent Change in Number of Children in Poverty Ages 0-17 (1989-1997)</i>	<i>2.4%</i>	<i>-2.1%</i>
Child Poverty Rate Ages 0-17 (1997)	28.8	23.1
Child Poverty Rate Ages 0-17 (1989)	30.5	24.8
<u>Income</u>		
Median Household Income (1997)	\$25,240	\$31,730
Median Household Income (1989)	\$18,014	\$22,534
<i>Percent Change in Median Household Income (1989-1997)</i>	<i>40.1%</i>	<i>40.8%</i>

These data are from the U.S. Census Bureau and were downloaded from their website at
<http://www.census.gov/hhes/www/saipe/stcty/estimate.html>

Additional information on county level poverty estimates is
available from the Kentucky State Data Center at
<http://cbpa.louisville.edu/ksdc/>

SEED (Social and Economic Education for Development) is a program of the Kentucky Cooperative Extension Service at the University of Kentucky. Faculty draw on the resources of the Social and Natural Resources Information Laboratory and professional contacts at the University of Kentucky, other agencies, and community programs throughout the country. For more information contact your local Cooperative Extension office or Dr. Richard C. Maurer, SEED, 500 Garrigus Building, University of Kentucky, Lexington, KY 40546 or call (606) 257-7582.

Educational programs of the Kentucky Cooperative Extension Service serves all people regardless of race, color, age, sex, religion, disability, or national origin.

Social and Economic Education for Development



KENTUCKY: BY THE NUMBERS ~ Poverty 1997 Update ~

Floyd County

Julie N. Zimmerman and Nicole Breazeale
Rural and Economic Development Programs, Rural Sociology



University of Kentucky, College of Agriculture

January, 2001

Each year, the Census Bureau releases poverty estimates for the nation as a whole and for each of the states. County level estimates, however, are produced less frequently. This data sheet compares the results from the 1990 Census with the most recent poverty estimates for counties in the United States. "Kentucky: By the Numbers" is available online at <http://www.ca.uky.edu/snarl>.

<u>Poverty</u>	<u>County</u>	<u>State</u>
Total Number of People in Poverty (1997)	12,139	624,219
Total Number of People in Poverty (1989)	13,521	681,827
<i>Percent Change in Total Number of People in Poverty (1989-1997)</i>	<i>-10.2%</i>	<i>-8.4%</i>
Total Poverty Rate (1997)	27.7	16.0
Total Poverty Rate (1989)	31.2	19.0
<u>Child Poverty</u>		
Number of Children in Poverty Ages 0-17 (1997)	4,561	229,043
Number of Children in Poverty Ages 0-17 (1989)	4,791	234,012
<i>Percent Change in Number of Children in Poverty Ages 0-17 (1989-1997)</i>	<i>-4.8%</i>	<i>-2.1%</i>
Child Poverty Rate Ages 0-17 (1997)	37.2	23.1
Child Poverty Rate Ages 0-17 (1989)	38.6	24.8
<u>Income</u>		
Median Household Income (1997)	\$22,748	\$31,730
Median Household Income (1989)	\$15,661	\$22,534
<i>Percent Change in Median Household Income (1989-1997)</i>	<i>45.3%</i>	<i>40.8%</i>

These data are from the U.S. Census Bureau and were downloaded from their website at
<http://www.census.gov/hhes/www/saife/stcty/estimate.html>

Additional information on county level poverty estimates is
available from the Kentucky State Data Center at
<http://cbpa.louisville.edu/ksdc/>

SEED (Social and Economic Education for Development) is a program of the Kentucky Cooperative Extension Service at the University of Kentucky. Faculty draw on the resources of the Social and Natural Resources Information Laboratory and professional contacts at the University of Kentucky, other agencies, and community programs throughout the country. For more information contact your local Cooperative Extension office or Dr. Richard C. Maurer, SEED, 500 Garrigus Building, University of Kentucky, Lexington, KY 40546 or call (606) 257-7582.

Educational programs of the Kentucky Cooperative Extension Service serves all people regardless of race, color, age, sex, religion, disability, or national origin.

Social and Economic Education for Development



KENTUCKY: BY THE NUMBERS ~ Poverty 1997 Update ~



Franklin County

Julie N. Zimmerman and Nicole Breazeale
Rural and Economic Development Programs, Rural Sociology

University of Kentucky, College of Agriculture

January, 2001

Each year, the Census Bureau releases poverty estimates for the nation as a whole and for each of the states. County level estimates, however, are produced less frequently. This data sheet compares the results from the 1990 Census with the most recent poverty estimates for counties in the United States. "Kentucky: By the Numbers" is available online at <http://www.ca.uky.edu/snarl>.

<u>Poverty</u>	<u>County</u>	<u>State</u>
Total Number of People in Poverty (1997)	4,989	624,219
Total Number of People in Poverty (1989)	4,617	681,827
<i>Percent Change in Total Number of People in Poverty (1989-1997)</i>	<i>8.1%</i>	<i>-8.4%</i>
Total Poverty Rate (1997)	11.0	16.0
Total Poverty Rate (1989)	10.9	19.0
<u>Child Poverty</u>		
Number of Children in Poverty Ages 0-17 (1997)	1,839	229,043
Number of Children in Poverty Ages 0-17 (1989)	1,622	234,012
<i>Percent Change in Number of Children in Poverty Ages 0-17 (1989-1997)</i>	<i>13.4%</i>	<i>-2.1%</i>
Child Poverty Rate Ages 0-17 (1997)	17.1	23.1
Child Poverty Rate Ages 0-17 (1989)	15.5	24.8
<u>Income</u>		
Median Household Income (1997)	\$37,284	\$31,730
Median Household Income (1989)	\$27,484	\$22,534
<i>Percent Change in Median Household Income (1989-1997)</i>	<i>35.7%</i>	<i>40.8%</i>

These data are from the U.S. Census Bureau and were downloaded from their website at
<http://www.census.gov/hhes/www/saipe/stcty/estimate.html>

Additional information on county level poverty estimates is
available from the Kentucky State Data Center at
<http://cbpa.louisville.edu/ksdc/>

SEED (Social and Economic Education for Development) is a program of the Kentucky Cooperative Extension Service at the University of Kentucky. Faculty draw on the resources of the Social and Natural Resources Information Laboratory and professional contacts at the University of Kentucky, other agencies, and community programs throughout the country. For more information contact your local Cooperative Extension office or Dr. Richard C. Maurer, SEED, 500 Garrigus Building, University of Kentucky, Lexington, KY 40546 or call (606) 257-7582.

Educational programs of the Kentucky Cooperative Extension Service serves all people regardless of race, color, age, sex, religion, disability, or national origin.

Social and Economic Education for Development



KENTUCKY: BY THE NUMBERS ~ Poverty 1997 Update ~

Fulton County

Julie N. Zimmerman and Nicole Breazeale
Rural and Economic Development Programs, Rural Sociology



University of Kentucky, College of Agriculture

January, 2001

Each year, the Census Bureau releases poverty estimates for the nation as a whole and for each of the states. County level estimates, however, are produced less frequently. This data sheet compares the results from the 1990 Census with the most recent poverty estimates for counties in the United States. "Kentucky: By the Numbers" is available online at <http://www.ca.uky.edu/snarl>.

<u>Poverty</u>	<u>County</u>	<u>State</u>
Total Number of People in Poverty (1997)	1,855	624,219
Total Number of People in Poverty (1989)	2,467	681,827
<i>Percent Change in Total Number of People in Poverty (1989-1997)</i>	<i>-24.8%</i>	<i>-8.4%</i>
Total Poverty Rate (1997)	24.5	16.0
Total Poverty Rate (1989)	30.3	19.0
<u>Child Poverty</u>		
Number of Children in Poverty Ages 0-17 (1997)	708	229,043
Number of Children in Poverty Ages 0-17 (1989)	878	234,012
<i>Percent Change in Number of Children in Poverty Ages 0-17 (1989-1997)</i>	<i>-19.4%</i>	<i>-2.1%</i>
Child Poverty Rate Ages 0-17 (1997)	38.0	23.1
Child Poverty Rate Ages 0-17 (1989)	42.2	24.8
<u>Income</u>		
Median Household Income (1997)	\$23,741	\$31,730
Median Household Income (1989)	\$16,087	\$22,534
<i>Percent Change in Median Household Income (1989-1997)</i>	<i>47.6%</i>	<i>40.8%</i>

These data are from the U.S. Census Bureau and were downloaded from their website at
<http://www.census.gov/hhes/www/saife/stcty/estimate.html>

Additional information on county level poverty estimates is
available from the Kentucky State Data Center at
<http://cbpa.louisville.edu/ksdc/>

SEED (Social and Economic Education for Development) is a program of the Kentucky Cooperative Extension Service at the University of Kentucky. Faculty draw on the resources of the Social and Natural Resources Information Laboratory and professional contacts at the University of Kentucky, other agencies, and community programs throughout the country. For more information contact your local Cooperative Extension office or Dr. Richard C. Maurer, SEED, 500 Garrigus Building, University of Kentucky, Lexington, KY 40546 or call (606) 257-7582.

Educational programs of the Kentucky Cooperative Extension Service serves all people regardless of race, color, age, sex, religion, disability, or national origin.

Social and Economic Education for Development



KENTUCKY: BY THE NUMBERS ~ Poverty 1997 Update ~



Gallatin County

Julie N. Zimmerman and Nicole Breazeale
Rural and Economic Development Programs, Rural Sociology

University of Kentucky, College of Agriculture

January, 2001

Each year, the Census Bureau releases poverty estimates for the nation as a whole and for each of the states. County level estimates, however, are produced less frequently. This data sheet compares the results from the 1990 Census with the most recent poverty estimates for counties in the United States. "Kentucky: By the Numbers" is available online at <http://www.ca.uky.edu/snarl>.

<u>Poverty</u>	<u>County</u>	<u>State</u>
Total Number of People in Poverty (1997)	1,151	624,219
Total Number of People in Poverty (1989)	763	681,827
<i>Percent Change in Total Number of People in Poverty (1989-1997)</i>	<i>50.9%</i>	<i>-8.4%</i>
Total Poverty Rate (1997)	15.9	16.0
Total Poverty Rate (1989)	14.3	19.0
<u>Child Poverty</u>		
Number of Children in Poverty Ages 0-17 (1997)	472	229,043
Number of Children in Poverty Ages 0-17 (1989)	230	234,012
<i>Percent Change in Number of Children in Poverty Ages 0-17 (1989-1997)</i>	<i>105.2%</i>	<i>-2.1%</i>
Child Poverty Rate Ages 0-17 (1997)	23.6	23.1
Child Poverty Rate Ages 0-17 (1989)	15.5	24.8
<u>Income</u>		
Median Household Income (1997)	\$29,996	\$31,730
Median Household Income (1989)	\$21,454	\$22,534
<i>Percent Change in Median Household Income (1989-1997)</i>	<i>39.8%</i>	<i>40.8%</i>

These data are from the U.S. Census Bureau and were downloaded from their website at
<http://www.census.gov/hhes/www/saife/stcty/estimate.html>

Additional information on county level poverty estimates is
available from the Kentucky State Data Center at
<http://cbpa.louisville.edu/ksdc/>

SEED (Social and Economic Education for Development) is a program of the Kentucky Cooperative Extension Service at the University of Kentucky. Faculty draw on the resources of the Social and Natural Resources Information Laboratory and professional contacts at the University of Kentucky, other agencies, and community programs throughout the country. For more information contact your local Cooperative Extension office or Dr. Richard C. Maurer, SEED, 500 Garrigus Building, University of Kentucky, Lexington, KY 40546 or call (606) 257-7582.

Educational programs of the Kentucky Cooperative Extension Service serves all people regardless of race, color, age, sex, religion, disability, or national origin.


Social and Economic Education for Development



KENTUCKY: BY THE NUMBERS ~ Poverty 1997 Update ~

Garrard County

Julie N. Zimmerman and Nicole Breazeale
Rural and Economic Development Programs, Rural Sociology



University of Kentucky, College of Agriculture

January, 2001

Each year, the Census Bureau releases poverty estimates for the nation as a whole and for each of the states. County level estimates, however, are produced less frequently. This data sheet compares the results from the 1990 Census with the most recent poverty estimates for counties in the United States. "Kentucky: By the Numbers" is available online at <http://www.ca.uky.edu/snarl>.

<u>Poverty</u>	<u>County</u>	<u>State</u>
Total Number of People in Poverty (1997)	2,080	624,219
Total Number of People in Poverty (1989)	2,076	681,827
<i>Percent Change in Total Number of People in Poverty (1989-1997)</i>	<i>0.2%</i>	<i>-8.4%</i>
Total Poverty Rate (1997)	14.8	16.0
Total Poverty Rate (1989)	18.1	19.0
<u>Child Poverty</u>		
Number of Children in Poverty Ages 0-17 (1997)	765	229,043
Number of Children in Poverty Ages 0-17 (1989)	613	234,012
<i>Percent Change in Number of Children in Poverty Ages 0-17 (1989-1997)</i>	<i>24.8%</i>	<i>-2.1%</i>
Child Poverty Rate Ages 0-17 (1997)	22.9	23.1
Child Poverty Rate Ages 0-17 (1989)	22.2	24.8
<u>Income</u>		
Median Household Income (1997)	\$30,355	\$31,730
Median Household Income (1989)	\$21,057	\$22,534
<i>Percent Change in Median Household Income (1989-1997)</i>	<i>44.2%</i>	<i>40.8%</i>

These data are from the U.S. Census Bureau and were downloaded from their website at
<http://www.census.gov/hhes/www/saife/stcty/estimate.html>

Additional information on county level poverty estimates is
available from the Kentucky State Data Center at
<http://cbpa.louisville.edu/ksdc/>

SEED (Social and Economic Education for Development) is a program of the Kentucky Cooperative Extension Service at the University of Kentucky. Faculty draw on the resources of the Social and Natural Resources Information Laboratory and professional contacts at the University of Kentucky, other agencies, and community programs throughout the country. For more information contact your local Cooperative Extension office or Dr. Richard C. Maurer, SEED, 500 Garrigus Building, University of Kentucky, Lexington, KY 40546 or call (606) 257-7582.

Educational programs of the Kentucky Cooperative Extension Service serves all people regardless of race, color, age, sex, religion, disability, or national origin.

Social and Economic Education for Development



KENTUCKY: BY THE NUMBERS ~ Poverty 1997 Update ~

Grant County

Julie N. Zimmerman and Nicole Breazeale
Rural and Economic Development Programs, Rural Sociology



University of Kentucky, College of Agriculture

January, 2001

Each year, the Census Bureau releases poverty estimates for the nation as a whole and for each of the states. County level estimates, however, are produced less frequently. This data sheet compares the results from the 1990 Census with the most recent poverty estimates for counties in the United States. "Kentucky: By the Numbers" is available online at <http://www.ca.uky.edu/snarl>.

<u>Poverty</u>	<u>County</u>	<u>State</u>
Total Number of People in Poverty (1997)	2,674	624,219
Total Number of People in Poverty (1989)	2,345	681,827
<i>Percent Change in Total Number of People in Poverty (1989-1997)</i>	<i>14.0%</i>	<i>-8.4%</i>
Total Poverty Rate (1997)	13.1	16.0
Total Poverty Rate (1989)	15.1	19.0
<u>Child Poverty</u>		
Number of Children in Poverty Ages 0-17 (1997)	1,138	229,043
Number of Children in Poverty Ages 0-17 (1989)	956	234,012
<i>Percent Change in Number of Children in Poverty Ages 0-17 (1989-1997)</i>	<i>19.0%</i>	<i>-2.1%</i>
Child Poverty Rate Ages 0-17 (1997)	19.7	23.1
Child Poverty Rate Ages 0-17 (1989)	21.2	24.8
<u>Income</u>		
Median Household Income (1997)	\$32,879	\$31,730
Median Household Income (1989)	\$24,502	\$22,534
<i>Percent Change in Median Household Income (1989-1997)</i>	<i>34.2%</i>	<i>40.8%</i>

These data are from the U.S. Census Bureau and were downloaded from their website at
<http://www.census.gov/hhes/www/saife/stcty/estimate.html>

Additional information on county level poverty estimates is
available from the Kentucky State Data Center at
<http://cbpa.louisville.edu/ksdc/>

SEED (Social and Economic Education for Development) is a program of the Kentucky Cooperative Extension Service at the University of Kentucky. Faculty draw on the resources of the Social and Natural Resources Information Laboratory and professional contacts at the University of Kentucky, other agencies, and community programs throughout the country. For more information contact your local Cooperative Extension office or Dr. Richard C. Maurer, SEED, 500 Garrigus Building, University of Kentucky, Lexington, KY 40546 or call (606) 257-7582.

Educational programs of the Kentucky Cooperative Extension Service serves all people regardless of race, color, age, sex, religion, disability, or national origin.

Social and Economic Education for Development



KENTUCKY: BY THE NUMBERS
~ Poverty 1997 Update ~

Graves County

Julie N. Zimmerman and Nicole Breazeale
Rural and Economic Development Programs, Rural Sociology



University of Kentucky, College of Agriculture

January, 2001

Each year, the Census Bureau releases poverty estimates for the nation as a whole and for each of the states. County level estimates, however, are produced less frequently. This data sheet compares the results from the 1990 Census with the most recent poverty estimates for counties in the United States. "Kentucky: By the Numbers" is available online at <http://www.ca.uky.edu/snarl>.

<u>Poverty</u>	<u>County</u>	<u>State</u>
Total Number of People in Poverty (1997)	5,109	624,219
Total Number of People in Poverty (1989)	5,593	681,827
<i>Percent Change in Total Number of People in Poverty (1989-1997)</i>	<i>-8.7%</i>	<i>-8.4%</i>
Total Poverty Rate (1997)	14.1	16.0
Total Poverty Rate (1989)	16.9	19.0
<u>Child Poverty</u>		
Number of Children in Poverty Ages 0-17 (1997)	1,814	229,043
Number of Children in Poverty Ages 0-17 (1989)	1,811	234,012
<i>Percent Change in Number of Children in Poverty Ages 0-17 (1989-1997)</i>	<i>0.2%</i>	<i>-2.1%</i>
Child Poverty Rate Ages 0-17 (1997)	21.1	23.1
Child Poverty Rate Ages 0-17 (1989)	22.2	24.8
<u>Income</u>		
Median Household Income (1997)	\$29,677	\$31,730
Median Household Income (1989)	\$20,647	\$22,534
<i>Percent Change in Median Household Income (1989-1997)</i>	<i>43.7%</i>	<i>40.8%</i>

These data are from the U.S. Census Bureau and were downloaded from their website at
<http://www.census.gov/hhes/www/saife/stcty/estimate.html>

Additional information on county level poverty estimates is
available from the Kentucky State Data Center at
<http://cbpa.louisville.edu/ksdc/>

SEED (Social and Economic Education for Development) is a program of the Kentucky Cooperative Extension Service at the University of Kentucky. Faculty draw on the resources of the Social and Natural Resources Information Laboratory and professional contacts at the University of Kentucky, other agencies, and community programs throughout the country. For more information contact your local Cooperative Extension office or Dr. Richard C. Maurer, SEED, 500 Garrigus Building, University of Kentucky, Lexington, KY 40546 or call (606) 257-7582.

Educational programs of the Kentucky Cooperative Extension Service serves all people regardless of race, color, age, sex, religion, disability, or national origin.

Social and Economic Education for Development



KENTUCKY: BY THE NUMBERS
~ Poverty 1997 Update ~

Grayson County

Julie N. Zimmerman and Nicole Breazeale
Rural and Economic Development Programs, Rural Sociology



University of Kentucky, College of Agriculture

January, 2001

Each year, the Census Bureau releases poverty estimates for the nation as a whole and for each of the states. County level estimates, however, are produced less frequently. This data sheet compares the results from the 1990 Census with the most recent poverty estimates for counties in the United States. "Kentucky: By the Numbers" is available online at <http://www.ca.uky.edu/snarl>.

<u>Poverty</u>	<u>County</u>	<u>State</u>
Total Number of People in Poverty (1997)	4,749	624,219
Total Number of People in Poverty (1989)	4,935	681,827
<i>Percent Change in Total Number of People in Poverty (1989-1997)</i>	<i>-3.8%</i>	<i>-8.4%</i>
Total Poverty Rate (1997)	19.9	16.0
Total Poverty Rate (1989)	23.8	19.0
<u>Child Poverty</u>		
Number of Children in Poverty Ages 0-17 (1997)	1,722	229,043
Number of Children in Poverty Ages 0-17 (1989)	1,602	234,012
<i>Percent Change in Number of Children in Poverty Ages 0-17 (1989-1997)</i>	<i>7.5%</i>	<i>-2.1%</i>
Child Poverty Rate Ages 0-17 (1997)	28.6	23.1
Child Poverty Rate Ages 0-17 (1989)	30.1	24.8
<u>Income</u>		
Median Household Income (1997)	\$25,009	\$31,730
Median Household Income (1989)	\$17,306	\$22,534
<i>Percent Change in Median Household Income (1989-1997)</i>	<i>44.5%</i>	<i>40.8%</i>

These data are from the U.S. Census Bureau and were downloaded from their website at
<http://www.census.gov/hhes/www/saife/stcty/estimate.html>

Additional information on county level poverty estimates is
available from the Kentucky State Data Center at
<http://cbpa.louisville.edu/ksdc/>

SEED (Social and Economic Education for Development) is a program of the Kentucky Cooperative Extension Service at the University of Kentucky. Faculty draw on the resources of the Social and Natural Resources Information Laboratory and professional contacts at the University of Kentucky, other agencies, and community programs throughout the country. For more information contact your local Cooperative Extension office or Dr. Richard C. Maurer, SEED, 500 Garrigus Building, University of Kentucky, Lexington, KY 40546 or call (606) 257-7582.

Educational programs of the Kentucky Cooperative Extension Service serves all people regardless of race, color, age, sex, religion, disability, or national origin.

Social and Economic Education for Development



KENTUCKY: BY THE NUMBERS ~ Poverty 1997 Update ~

Green County

Julie N. Zimmerman and Nicole Breazeale
Rural and Economic Development Programs, Rural Sociology



University of Kentucky, College of Agriculture

January, 2001

Each year, the Census Bureau releases poverty estimates for the nation as a whole and for each of the states. County level estimates, however, are produced less frequently. This data sheet compares the results from the 1990 Census with the most recent poverty estimates for counties in the United States. "Kentucky: By the Numbers" is available online at <http://www.ca.uky.edu/snarl>.

<u>Poverty</u>	<u>County</u>	<u>State</u>
Total Number of People in Poverty (1997)	1,992	624,219
Total Number of People in Poverty (1989)	2,188	681,827
<i>Percent Change in Total Number of People in Poverty (1989-1997)</i>	<i>-9.0%</i>	<i>-8.4%</i>
Total Poverty Rate (1997)	19.0	16.0
Total Poverty Rate (1989)	21.6	19.0
<u>Child Poverty</u>		
Number of Children in Poverty Ages 0-17 (1997)	690	229,043
Number of Children in Poverty Ages 0-17 (1989)	560	234,012
<i>Percent Change in Number of Children in Poverty Ages 0-17 (1989-1997)</i>	<i>23.2%</i>	<i>-2.1%</i>
Child Poverty Rate Ages 0-17 (1997)	29.7	23.1
Child Poverty Rate Ages 0-17 (1989)	23.8	24.8
<u>Income</u>		
Median Household Income (1997)	\$24,470	\$31,730
Median Household Income (1989)	\$18,432	\$22,534
<i>Percent Change in Median Household Income (1989-1997)</i>	<i>32.8%</i>	<i>40.8%</i>

These data are from the U.S. Census Bureau and were downloaded from their website at
<http://www.census.gov/hhes/www/saife/stcty/estimate.html>

Additional information on county level poverty estimates is
available from the Kentucky State Data Center at
<http://cbpa.louisville.edu/ksdc/>

SEED (Social and Economic Education for Development) is a program of the Kentucky Cooperative Extension Service at the University of Kentucky. Faculty draw on the resources of the Social and Natural Resources Information Laboratory and professional contacts at the University of Kentucky, other agencies, and community programs throughout the country. For more information contact your local Cooperative Extension office or Dr. Richard C. Maurer, SEED, 500 Garrigus Building, University of Kentucky, Lexington, KY 40546 or call (606) 257-7582.

Educational programs of the Kentucky Cooperative Extension Service serves all people regardless of race, color, age, sex, religion, disability, or national origin.


Social and Economic Education for Development



KENTUCKY: BY THE NUMBERS ~ Poverty 1997 Update ~

Greenup County

Julie N. Zimmerman and Nicole Breazeale
Rural and Economic Development Programs, Rural Sociology



University of Kentucky, College of Agriculture

January, 2001

Each year, the Census Bureau releases poverty estimates for the nation as a whole and for each of the states. County level estimates, however, are produced less frequently. This data sheet compares the results from the 1990 Census with the most recent poverty estimates for counties in the United States. "Kentucky: By the Numbers" is available online at <http://www.ca.uky.edu/snarl>.

<u>Poverty</u>	<u>County</u>	<u>State</u>
Total Number of People in Poverty (1997)	6,054	624,219
Total Number of People in Poverty (1989)	6,385	681,827
<i>Percent Change in Total Number of People in Poverty (1989-1997)</i>	<i>-5.2%</i>	<i>-8.4%</i>
Total Poverty Rate (1997)	16.3	16.0
Total Poverty Rate (1989)	17.6	19.0
<u>Child Poverty</u>		
Number of Children in Poverty Ages 0-17 (1997)	2,153	229,043
Number of Children in Poverty Ages 0-17 (1989)	2,173	234,012
<i>Percent Change in Number of Children in Poverty Ages 0-17 (1989-1997)</i>	<i>-0.9%</i>	<i>-2.1%</i>
Child Poverty Rate Ages 0-17 (1997)	24.2	23.1
Child Poverty Rate Ages 0-17 (1989)	23.2	24.8
<u>Income</u>		
Median Household Income (1997)	\$31,235	\$31,730
Median Household Income (1989)	\$24,527	\$22,534
<i>Percent Change in Median Household Income (1989-1997)</i>	<i>27.3%</i>	<i>40.8%</i>

These data are from the U.S. Census Bureau and were downloaded from their website at
<http://www.census.gov/hhes/www/saife/stcty/estimate.html>

Additional information on county level poverty estimates is
available from the Kentucky State Data Center at
<http://cbpa.louisville.edu/ksdc/>

SEED (Social and Economic Education for Development) is a program of the Kentucky Cooperative Extension Service at the University of Kentucky. Faculty draw on the resources of the Social and Natural Resources Information Laboratory and professional contacts at the University of Kentucky, other agencies, and community programs throughout the country. For more information contact your local Cooperative Extension office or Dr. Richard C. Maurer, SEED, 500 Garrigus Building, University of Kentucky, Lexington, KY 40546 or call (606) 257-7582.

Educational programs of the Kentucky Cooperative Extension Service serves all people regardless of race, color, age, sex, religion, disability, or national origin.

Social and Economic Education for Development



KENTUCKY: BY THE NUMBERS
~ Poverty 1997 Update ~

Hancock County

Julie N. Zimmerman and Nicole Breazeale
Rural and Economic Development Programs, Rural Sociology



University of Kentucky, College of Agriculture

January, 2001

Each year, the Census Bureau releases poverty estimates for the nation as a whole and for each of the states. County level estimates, however, are produced less frequently. This data sheet compares the results from the 1990 Census with the most recent poverty estimates for counties in the United States. "Kentucky: By the Numbers" is available online at <http://www.ca.uky.edu/snarl>.

<u>Poverty</u>	<u>County</u>	<u>State</u>
Total Number of People in Poverty (1997)	1,114	624,219
Total Number of People in Poverty (1989)	1,305	681,827
<i>Percent Change in Total Number of People in Poverty (1989-1997)</i>	<i>-14.6%</i>	<i>-8.4%</i>
Total Poverty Rate (1997)	12.3	16.0
Total Poverty Rate (1989)	16.8	19.0
<u>Child Poverty</u>		
Number of Children in Poverty Ages 0-17 (1997)	414	229,043
Number of Children in Poverty Ages 0-17 (1989)	501	234,012
<i>Percent Change in Number of Children in Poverty Ages 0-17 (1989-1997)</i>	<i>-17.4%</i>	<i>-2.1%</i>
Child Poverty Rate Ages 0-17 (1997)	16.1	23.1
Child Poverty Rate Ages 0-17 (1989)	21.6	24.8
<u>Income</u>		
Median Household Income (1997)	\$38,734	\$31,730
Median Household Income (1989)	\$26,080	\$22,534
<i>Percent Change in Median Household Income (1989-1997)</i>	<i>48.5%</i>	<i>40.8%</i>

These data are from the U.S. Census Bureau and were downloaded from their website at
<http://www.census.gov/hhes/www/saife/stcty/estimate.html>

Additional information on county level poverty estimates is
available from the Kentucky State Data Center at
<http://cbpa.louisville.edu/ksdc/>

SEED (Social and Economic Education for Development) is a program of the Kentucky Cooperative Extension Service at the University of Kentucky. Faculty draw on the resources of the Social and Natural Resources Information Laboratory and professional contacts at the University of Kentucky, other agencies, and community programs throughout the country. For more information contact your local Cooperative Extension office or Dr. Richard C. Maurer, SEED, 500 Garrigus Building, University of Kentucky, Lexington, KY 40546 or call (606) 257-7582.

Educational programs of the Kentucky Cooperative Extension Service serves all people regardless of race, color, age, sex, religion, disability, or national origin.


Social and Economic Education for Development



KENTUCKY: BY THE NUMBERS
~ Poverty 1997 Update ~

Hardin County

Julie N. Zimmerman and Nicole Breazeale
Rural and Economic Development Programs, Rural Sociology



University of Kentucky, College of Agriculture

January, 2001

Each year, the Census Bureau releases poverty estimates for the nation as a whole and for each of the states. County level estimates, however, are produced less frequently. This data sheet compares the results from the 1990 Census with the most recent poverty estimates for counties in the United States. "Kentucky: By the Numbers" is available online at <http://www.ca.uky.edu/snarl>.

<u>Poverty</u>	<u>County</u>	<u>State</u>
Total Number of People in Poverty (1997)	10,428	624,219
Total Number of People in Poverty (1989)	11,017	681,827
<i>Percent Change in Total Number of People in Poverty (1989-1997)</i>	<i>-5.3%</i>	<i>-8.4%</i>
Total Poverty Rate (1997)	12.2	16.0
Total Poverty Rate (1989)	13.5	19.0
<u>Child Poverty</u>		
Number of Children in Poverty Ages 0-17 (1997)	4,195	229,043
Number of Children in Poverty Ages 0-17 (1989)	4,487	234,012
<i>Percent Change in Number of Children in Poverty Ages 0-17 (1989-1997)</i>	<i>-6.5%</i>	<i>-2.1%</i>
Child Poverty Rate Ages 0-17 (1997)	16.9	23.1
Child Poverty Rate Ages 0-17 (1989)	18.1	24.8
<u>Income</u>		
Median Household Income (1997)	\$35,603	\$31,730
Median Household Income (1989)	\$24,431	\$22,534
<i>Percent Change in Median Household Income (1989-1997)</i>	<i>45.7%</i>	<i>40.8%</i>

These data are from the U.S. Census Bureau and were downloaded from their website at
<http://www.census.gov/hhes/www/saife/stcty/estimate.html>

Additional information on county level poverty estimates is
available from the Kentucky State Data Center at
<http://cbpa.louisville.edu/ksdc/>

SEED (Social and Economic Education for Development) is a program of the Kentucky Cooperative Extension Service at the University of Kentucky. Faculty draw on the resources of the Social and Natural Resources Information Laboratory and professional contacts at the University of Kentucky, other agencies, and community programs throughout the country. For more information contact your local Cooperative Extension office or Dr. Richard C. Maurer, SEED, 500 Garrigus Building, University of Kentucky, Lexington, KY 40546 or call (606) 257-7582.

Educational programs of the Kentucky Cooperative Extension Service serves all people regardless of race, color, age, sex, religion, disability, or national origin.

Social and Economic Education for Development



KENTUCKY: BY THE NUMBERS
~ Poverty 1997 Update ~

Harlan County

Julie N. Zimmerman and Nicole Breazeale
Rural and Economic Development Programs, Rural Sociology



University of Kentucky, College of Agriculture

January, 2001

Each year, the Census Bureau releases poverty estimates for the nation as a whole and for each of the states. County level estimates, however, are produced less frequently. This data sheet compares the results from the 1990 Census with the most recent poverty estimates for counties in the United States. "Kentucky: By the Numbers" is available online at <http://www.ca.uky.edu/snarl>.

<u>Poverty</u>	<u>County</u>	<u>State</u>
Total Number of People in Poverty (1997)	10,520	624,219
Total Number of People in Poverty (1989)	11,995	681,827
<i>Percent Change in Total Number of People in Poverty (1989-1997)</i>	<i>-12.3%</i>	<i>-8.4%</i>
Total Poverty Rate (1997)	29.9	16.0
Total Poverty Rate (1989)	33.1	19.0
<u>Child Poverty</u>		
Number of Children in Poverty Ages 0-17 (1997)	3,830	229,043
Number of Children in Poverty Ages 0-17 (1989)	4,239	234,012
<i>Percent Change in Number of Children in Poverty Ages 0-17 (1989-1997)</i>	<i>-9.6%</i>	<i>-2.1%</i>
Child Poverty Rate Ages 0-17 (1997)	39.1	23.1
Child Poverty Rate Ages 0-17 (1989)	40.5	24.8
<u>Income</u>		
Median Household Income (1997)	\$21,442	\$31,730
Median Household Income (1989)	\$14,774	\$22,534
<i>Percent Change in Median Household Income (1989-1997)</i>	<i>45.1%</i>	<i>40.8%</i>

These data are from the U.S. Census Bureau and were downloaded from their website at
<http://www.census.gov/hhes/www/saipe/stcty/estimate.html>

Additional information on county level poverty estimates is
available from the Kentucky State Data Center at
<http://cbpa.louisville.edu/ksdc/>

SEED (Social and Economic Education for Development) is a program of the Kentucky Cooperative Extension Service at the University of Kentucky. Faculty draw on the resources of the Social and Natural Resources Information Laboratory and professional contacts at the University of Kentucky, other agencies, and community programs throughout the country. For more information contact your local Cooperative Extension office or Dr. Richard C. Maurer, SEED, 500 Garrigus Building, University of Kentucky, Lexington, KY 40546 or call (606) 257-7582.

Educational programs of the Kentucky Cooperative Extension Service serves all people regardless of race, color, age, sex, religion, disability, or national origin.

Social and Economic Education for Development



KENTUCKY: BY THE NUMBERS
~ Poverty 1997 Update ~

Harrison County

Julie N. Zimmerman and Nicole Breazeale
Rural and Economic Development Programs, Rural Sociology



University of Kentucky, College of Agriculture

January, 2001

Each year, the Census Bureau releases poverty estimates for the nation as a whole and for each of the states. County level estimates, however, are produced less frequently. This data sheet compares the results from the 1990 Census with the most recent poverty estimates for counties in the United States. "Kentucky: By the Numbers" is available online at <http://www.ca.uky.edu/snarl>.

<u>Poverty</u>	<u>County</u>	<u>State</u>
Total Number of People in Poverty (1997)	2,433	624,219
Total Number of People in Poverty (1989)	2,693	681,827
<i>Percent Change in Total Number of People in Poverty (1989-1997)</i>	<i>-9.7%</i>	<i>-8.4%</i>
Total Poverty Rate (1997)	13.9	16.0
Total Poverty Rate (1989)	16.9	19.0
<u>Child Poverty</u>		
Number of Children in Poverty Ages 0-17 (1997)	905	229,043
Number of Children in Poverty Ages 0-17 (1989)	812	234,012
<i>Percent Change in Number of Children in Poverty Ages 0-17 (1989-1997)</i>	<i>11.5%</i>	<i>-2.1%</i>
Child Poverty Rate Ages 0-17 (1997)	19.6	23.1
Child Poverty Rate Ages 0-17 (1989)	18.9	24.8
<u>Income</u>		
Median Household Income (1997)	\$31,971	\$31,730
Median Household Income (1989)	\$21,787	\$22,534
<i>Percent Change in Median Household Income (1989-1997)</i>	<i>46.7%</i>	<i>40.8%</i>

These data are from the U.S. Census Bureau and were downloaded from their website at
<http://www.census.gov/hhes/www/saife/stcty/estimate.html>

Additional information on county level poverty estimates is
available from the Kentucky State Data Center at
<http://cbpa.louisville.edu/ksdc/>

SEED (Social and Economic Education for Development) is a program of the Kentucky Cooperative Extension Service at the University of Kentucky. Faculty draw on the resources of the Social and Natural Resources Information Laboratory and professional contacts at the University of Kentucky, other agencies, and community programs throughout the country. For more information contact your local Cooperative Extension office or Dr. Richard C. Maurer, SEED, 500 Garrigus Building, University of Kentucky, Lexington, KY 40546 or call (606) 257-7582.

Educational programs of the Kentucky Cooperative Extension Service serves all people regardless of race, color, age, sex, religion, disability, or national origin.

Social and Economic Education for Development



KENTUCKY: BY THE NUMBERS ~ Poverty 1997 Update ~



Hart County

Julie N. Zimmerman and Nicole Breazeale
Rural and Economic Development Programs, Rural Sociology

University of Kentucky, College of Agriculture

January, 2001

Each year, the Census Bureau releases poverty estimates for the nation as a whole and for each of the states. County level estimates, however, are produced less frequently. This data sheet compares the results from the 1990 Census with the most recent poverty estimates for counties in the United States. "Kentucky: By the Numbers" is available online at <http://www.ca.uky.edu/snarl>.

<u>Poverty</u>	<u>County</u>	<u>State</u>
Total Number of People in Poverty (1997)	3,988	624,219
Total Number of People in Poverty (1989)	4,024	681,827
<i>Percent Change in Total Number of People in Poverty (1989-1997)</i>	<i>-0.9%</i>	<i>-8.4%</i>
Total Poverty Rate (1997)	23.5	16.0
Total Poverty Rate (1989)	27.1	19.0
<u>Child Poverty</u>		
Number of Children in Poverty Ages 0-17 (1997)	1,482	229,043
Number of Children in Poverty Ages 0-17 (1989)	1,275	234,012
<i>Percent Change in Number of Children in Poverty Ages 0-17 (1989-1997)</i>	<i>16.2%</i>	<i>-2.1%</i>
Child Poverty Rate Ages 0-17 (1997)	34.5	23.1
Child Poverty Rate Ages 0-17 (1989)	32.9	24.8
<u>Income</u>		
Median Household Income (1997)	\$23,194	\$31,730
Median Household Income (1989)	\$15,671	\$22,534
<i>Percent Change in Median Household Income (1989-1997)</i>	<i>48.0%</i>	<i>40.8%</i>

These data are from the U.S. Census Bureau and were downloaded from their website at
<http://www.census.gov/hhes/www/saipe/stcty/estimate.html>

Additional information on county level poverty estimates is
available from the Kentucky State Data Center at
<http://cbpa.louisville.edu/ksdc/>

SEED (Social and Economic Education for Development) is a program of the Kentucky Cooperative Extension Service at the University of Kentucky. Faculty draw on the resources of the Social and Natural Resources Information Laboratory and professional contacts at the University of Kentucky, other agencies, and community programs throughout the country. For more information contact your local Cooperative Extension office or Dr. Richard C. Maurer, SEED, 500 Garrigus Building, University of Kentucky, Lexington, KY 40546 or call (606) 257-7582.

Educational programs of the Kentucky Cooperative Extension Service serves all people regardless of race, color, age, sex, religion, disability, or national origin.

Social and Economic Education for Development



KENTUCKY: BY THE NUMBERS ~ Poverty 1997 Update ~



Henderson County

Julie N. Zimmerman and Nicole Breazeale
Rural and Economic Development Programs, Rural Sociology

University of Kentucky, College of Agriculture

January, 2001

Each year, the Census Bureau releases poverty estimates for the nation as a whole and for each of the states. County level estimates, however, are produced less frequently. This data sheet compares the results from the 1990 Census with the most recent poverty estimates for counties in the United States. "Kentucky: By the Numbers" is available online at <http://www.ca.uky.edu/snarl>.

<u>Poverty</u>	<u>County</u>	<u>State</u>
Total Number of People in Poverty (1997)	5,863	624,219
Total Number of People in Poverty (1989)	6,206	681,827
<i>Percent Change in Total Number of People in Poverty (1989-1997)</i>	<i>-5.5%</i>	<i>-8.4%</i>
Total Poverty Rate (1997)	13.1	16.0
Total Poverty Rate (1989)	14.6	19.0
<u>Child Poverty</u>		
Number of Children in Poverty Ages 0-17 (1997)	2,156	229,043
Number of Children in Poverty Ages 0-17 (1989)	2,085	234,012
<i>Percent Change in Number of Children in Poverty Ages 0-17 (1989-1997)</i>	<i>3.4%</i>	<i>-2.1%</i>
Child Poverty Rate Ages 0-17 (1997)	18.9	23.1
Child Poverty Rate Ages 0-17 (1989)	18.5	24.8
<u>Income</u>		
Median Household Income (1997)	\$35,263	\$31,730
Median Household Income (1989)	\$25,556	\$22,534
<i>Percent Change in Median Household Income (1989-1997)</i>	<i>38.0%</i>	<i>40.8%</i>

These data are from the U.S. Census Bureau and were downloaded from their website at
<http://www.census.gov/hhes/www/saipe/stcty/estimate.html>

Additional information on county level poverty estimates is
available from the Kentucky State Data Center at
<http://cbpa.louisville.edu/ksdc/>

SEED (Social and Economic Education for Development) is a program of the Kentucky Cooperative Extension Service at the University of Kentucky. Faculty draw on the resources of the Social and Natural Resources Information Laboratory and professional contacts at the University of Kentucky, other agencies, and community programs throughout the country. For more information contact your local Cooperative Extension office or Dr. Richard C. Maurer, SEED, 500 Garrigus Building, University of Kentucky, Lexington, KY 40546 or call (606) 257-7582.

Educational programs of the Kentucky Cooperative Extension Service serves all people regardless of race, color, age, sex, religion, disability, or national origin.

Social and Economic Education for Development



KENTUCKY: BY THE NUMBERS
~ Poverty 1997 Update ~

Henry County

Julie N. Zimmerman and Nicole Breazeale
Rural and Economic Development Programs, Rural Sociology



University of Kentucky, College of Agriculture

January, 2001

Each year, the Census Bureau releases poverty estimates for the nation as a whole and for each of the states. County level estimates, however, are produced less frequently. This data sheet compares the results from the 1990 Census with the most recent poverty estimates for counties in the United States. "Kentucky: By the Numbers" is available online at <http://www.ca.uky.edu/snarl>.

<u>Poverty</u>	<u>County</u>	<u>State</u>
Total Number of People in Poverty (1997)	2,285	624,219
Total Number of People in Poverty (1989)	2,513	681,827
<i>Percent Change in Total Number of People in Poverty (1989-1997)</i>	<i>-9.1%</i>	<i>-8.4%</i>
Total Poverty Rate (1997)	15.3	16.0
Total Poverty Rate (1989)	19.7	19.0
<u>Child Poverty</u>		
Number of Children in Poverty Ages 0-17 (1997)	830	229,043
Number of Children in Poverty Ages 0-17 (1989)	782	234,012
<i>Percent Change in Number of Children in Poverty Ages 0-17 (1989-1997)</i>	<i>6.1%</i>	<i>-2.1%</i>
Child Poverty Rate Ages 0-17 (1997)	22.4	23.1
Child Poverty Rate Ages 0-17 (1989)	24.0	24.8
<u>Income</u>		
Median Household Income (1997)	\$31,846	\$31,730
Median Household Income (1989)	\$22,528	\$22,534
<i>Percent Change in Median Household Income (1989-1997)</i>	<i>41.4%</i>	<i>40.8%</i>

These data are from the U.S. Census Bureau and were downloaded from their website at
<http://www.census.gov/hhes/www/saife/stcty/estimate.html>

Additional information on county level poverty estimates is
available from the Kentucky State Data Center at
<http://cbpa.louisville.edu/ksdc/>

SEED (Social and Economic Education for Development) is a program of the Kentucky Cooperative Extension Service at the University of Kentucky. Faculty draw on the resources of the Social and Natural Resources Information Laboratory and professional contacts at the University of Kentucky, other agencies, and community programs throughout the country. For more information contact your local Cooperative Extension office or Dr. Richard C. Maurer, SEED, 500 Garrigus Building, University of Kentucky, Lexington, KY 40546 or call (606) 257-7582.

Educational programs of the Kentucky Cooperative Extension Service serves all people regardless of race, color, age, sex, religion, disability, or national origin.


Social and Economic Education for Development



KENTUCKY: BY THE NUMBERS ~ Poverty 1997 Update ~

Hickman County

Julie N. Zimmerman and Nicole Breazeale
Rural and Economic Development Programs, Rural Sociology



University of Kentucky, College of Agriculture

January, 2001

Each year, the Census Bureau releases poverty estimates for the nation as a whole and for each of the states. County level estimates, however, are produced less frequently. This data sheet compares the results from the 1990 Census with the most recent poverty estimates for counties in the United States. "Kentucky: By the Numbers" is available online at <http://www.ca.uky.edu/snarl>.

<u>Poverty</u>	<u>County</u>	<u>State</u>
Total Number of People in Poverty (1997)	846	624,219
Total Number of People in Poverty (1989)	1,087	681,827
<i>Percent Change in Total Number of People in Poverty (1989-1997)</i>	<i>-22.2%</i>	<i>-8.4%</i>
Total Poverty Rate (1997)	16.5	16.0
Total Poverty Rate (1989)	20.1	19.0
<u>Child Poverty</u>		
Number of Children in Poverty Ages 0-17 (1997)	292	229,043
Number of Children in Poverty Ages 0-17 (1989)	336	234,012
<i>Percent Change in Number of Children in Poverty Ages 0-17 (1989-1997)</i>	<i>-13.1%</i>	<i>-2.1%</i>
Child Poverty Rate Ages 0-17 (1997)	24.3	23.1
Child Poverty Rate Ages 0-17 (1989)	25.9	24.8
<u>Income</u>		
Median Household Income (1997)	\$28,542	\$31,730
Median Household Income (1989)	\$20,347	\$22,534
<i>Percent Change in Median Household Income (1989-1997)</i>	<i>40.3%</i>	<i>40.8%</i>

These data are from the U.S. Census Bureau and were downloaded from their website at
<http://www.census.gov/hhes/www/saife/stcty/estimate.html>

Additional information on county level poverty estimates is
available from the Kentucky State Data Center at
<http://cbpa.louisville.edu/ksdc/>

SEED (Social and Economic Education for Development) is a program of the Kentucky Cooperative Extension Service at the University of Kentucky. Faculty draw on the resources of the Social and Natural Resources Information Laboratory and professional contacts at the University of Kentucky, other agencies, and community programs throughout the country. For more information contact your local Cooperative Extension office or Dr. Richard C. Maurer, SEED, 500 Garrigus Building, University of Kentucky, Lexington, KY 40546 or call (606) 257-7582.

Educational programs of the Kentucky Cooperative Extension Service serves all people regardless of race, color, age, sex, religion, disability, or national origin.

Social and Economic Education for Development



KENTUCKY: BY THE NUMBERS ~ Poverty 1997 Update ~



Hopkins County

Julie N. Zimmerman and Nicole Breazeale
Rural and Economic Development Programs, Rural Sociology

University of Kentucky, College of Agriculture

January, 2001

Each year, the Census Bureau releases poverty estimates for the nation as a whole and for each of the states. County level estimates, however, are produced less frequently. This data sheet compares the results from the 1990 Census with the most recent poverty estimates for counties in the United States. "Kentucky: By the Numbers" is available online at <http://www.ca.uky.edu/snarl>.

<u>Poverty</u>	<u>County</u>	<u>State</u>
Total Number of People in Poverty (1997)	7,721	624,219
Total Number of People in Poverty (1989)	7,789	681,827
<i>Percent Change in Total Number of People in Poverty (1989-1997)</i>	<i>-0.9%</i>	<i>-8.4%</i>
Total Poverty Rate (1997)	16.6	16.0
Total Poverty Rate (1989)	17.2	19.0
<u>Child Poverty</u>		
Number of Children in Poverty Ages 0-17 (1997)	2,912	229,043
Number of Children in Poverty Ages 0-17 (1989)	2,608	234,012
<i>Percent Change in Number of Children in Poverty Ages 0-17 (1989-1997)</i>	<i>11.7%</i>	<i>-2.1%</i>
Child Poverty Rate Ages 0-17 (1997)	24.8	23.1
Child Poverty Rate Ages 0-17 (1989)	22.0	24.8
<u>Income</u>		
Median Household Income (1997)	\$29,936	\$31,730
Median Household Income (1989)	\$22,155	\$22,534
<i>Percent Change in Median Household Income (1989-1997)</i>	<i>35.1%</i>	<i>40.8%</i>

These data are from the U.S. Census Bureau and were downloaded from their website at
<http://www.census.gov/hhes/www/saife/stcty/estimate.html>

Additional information on county level poverty estimates is
available from the Kentucky State Data Center at
<http://cbpa.louisville.edu/ksdc/>

SEED (Social and Economic Education for Development) is a program of the Kentucky Cooperative Extension Service at the University of Kentucky. Faculty draw on the resources of the Social and Natural Resources Information Laboratory and professional contacts at the University of Kentucky, other agencies, and community programs throughout the country. For more information contact your local Cooperative Extension office or Dr. Richard C. Maurer, SEED, 500 Garrigus Building, University of Kentucky, Lexington, KY 40546 or call (606) 257-7582.

Educational programs of the Kentucky Cooperative Extension Service serves all people regardless of race, color, age, sex, religion, disability, or national origin.

Social and Economic Education for Development



KENTUCKY: BY THE NUMBERS
~ Poverty 1997 Update ~

Jackson County

Julie N. Zimmerman and Nicole Breazeale
Rural and Economic Development Programs, Rural Sociology



University of Kentucky, College of Agriculture

January, 2001

Each year, the Census Bureau releases poverty estimates for the nation as a whole and for each of the states. County level estimates, however, are produced less frequently. This data sheet compares the results from the 1990 Census with the most recent poverty estimates for counties in the United States. "Kentucky: By the Numbers" is available online at <http://www.ca.uky.edu/snarl>.

<u>Poverty</u>	<u>County</u>	<u>State</u>
Total Number of People in Poverty (1997)	4,030	624,219
Total Number of People in Poverty (1989)	4,544	681,827
<i>Percent Change in Total Number of People in Poverty (1989-1997)</i>	<i>-11.3%</i>	<i>-8.4%</i>
Total Poverty Rate (1997)	30.8	16.0
Total Poverty Rate (1989)	38.2	19.0
<u>Child Poverty</u>		
Number of Children in Poverty Ages 0-17 (1997)	1,570	229,043
Number of Children in Poverty Ages 0-17 (1989)	1,559	234,012
<i>Percent Change in Number of Children in Poverty Ages 0-17 (1989-1997)</i>	<i>0.7%</i>	<i>-2.1%</i>
Child Poverty Rate Ages 0-17 (1997)	42.5	23.1
Child Poverty Rate Ages 0-17 (1989)	45.6	24.8
<u>Income</u>		
Median Household Income (1997)	\$18,503	\$31,730
Median Household Income (1989)	\$11,885	\$22,534
<i>Percent Change in Median Household Income (1989-1997)</i>	<i>55.7%</i>	<i>40.8%</i>

These data are from the U.S. Census Bureau and were downloaded from their website at
<http://www.census.gov/hhes/www/saipe/stcty/estimate.html>

Additional information on county level poverty estimates is
available from the Kentucky State Data Center at
<http://cbpa.louisville.edu/ksdc/>

SEED (Social and Economic Education for Development) is a program of the Kentucky Cooperative Extension Service at the University of Kentucky. Faculty draw on the resources of the Social and Natural Resources Information Laboratory and professional contacts at the University of Kentucky, other agencies, and community programs throughout the country. For more information contact your local Cooperative Extension office or Dr. Richard C. Maurer, SEED, 500 Garrigus Building, University of Kentucky, Lexington, KY 40546 or call (606) 257-7582.

Educational programs of the Kentucky Cooperative Extension Service serves all people regardless of race, color, age, sex, religion, disability, or national origin.

Social and Economic Education for Development



KENTUCKY: BY THE NUMBERS ~ Poverty 1997 Update ~

Jefferson County

Julie N. Zimmerman and Nicole Breazeale
Rural and Economic Development Programs, Rural Sociology



University of Kentucky, College of Agriculture

January, 2001

Each year, the Census Bureau releases poverty estimates for the nation as a whole and for each of the states. County level estimates, however, are produced less frequently. This data sheet compares the results from the 1990 Census with the most recent poverty estimates for counties in the United States. "Kentucky: By the Numbers" is available online at <http://www.ca.uky.edu/snarl>.

<u>Poverty</u>	<u>County</u>	<u>State</u>
Total Number of People in Poverty (1997)	82,360	624,219
Total Number of People in Poverty (1989)	89,755	681,827
<i>Percent Change in Total Number of People in Poverty (1989-1997)</i>	<i>-8.2%</i>	<i>-8.4%</i>
Total Poverty Rate (1997)	12.2	16.0
Total Poverty Rate (1989)	13.7	19.0
<u>Child Poverty</u>		
Number of Children in Poverty Ages 0-17 (1997)	30,490	229,043
Number of Children in Poverty Ages 0-17 (1989)	33,147	234,012
<i>Percent Change in Number of Children in Poverty Ages 0-17 (1989-1997)</i>	<i>-8.0%</i>	<i>-2.1%</i>
Child Poverty Rate Ages 0-17 (1997)	19.4	23.1
Child Poverty Rate Ages 0-17 (1989)	20.7	24.8
<u>Income</u>		
Median Household Income (1997)	\$38,733	\$31,730
Median Household Income (1989)	\$27,092	\$22,534
<i>Percent Change in Median Household Income (1989-1997)</i>	<i>43.0%</i>	<i>40.8%</i>

These data are from the U.S. Census Bureau and were downloaded from their website at
<http://www.census.gov/hhes/www/saife/stcty/estimate.html>

Additional information on county level poverty estimates is
available from the Kentucky State Data Center at
<http://cbpa.louisville.edu/ksdc/>

SEED (Social and Economic Education for Development) is a program of the Kentucky Cooperative Extension Service at the University of Kentucky. Faculty draw on the resources of the Social and Natural Resources Information Laboratory and professional contacts at the University of Kentucky, other agencies, and community programs throughout the country. For more information contact your local Cooperative Extension office or Dr. Richard C. Maurer, SEED, 500 Garrigus Building, University of Kentucky, Lexington, KY 40546 or call (606) 257-7582.


Educational programs of the Kentucky Cooperative Extension Service serves all people regardless of race, color, age, sex, religion, disability, or national origin.



KENTUCKY: BY THE NUMBERS ~ Poverty 1997 Update ~

Jessamine County

Julie N. Zimmerman and Nicole Breazeale
Rural and Economic Development Programs, Rural Sociology



University of Kentucky, College of Agriculture

January, 2001

Each year, the Census Bureau releases poverty estimates for the nation as a whole and for each of the states. County level estimates, however, are produced less frequently. This data sheet compares the results from the 1990 Census with the most recent poverty estimates for counties in the United States. "Kentucky: By the Numbers" is available online at <http://www.ca.uky.edu/snarl>.

<u>Poverty</u>	<u>County</u>	<u>State</u>
Total Number of People in Poverty (1997)	4,482	624,219
Total Number of People in Poverty (1989)	3,848	681,827
<i>Percent Change in Total Number of People in Poverty (1989-1997)</i>	<i>16.5%</i>	<i>-8.4%</i>
Total Poverty Rate (1997)	12.4	16.0
Total Poverty Rate (1989)	13.2	19.0
<u>Child Poverty</u>		
Number of Children in Poverty Ages 0-17 (1997)	1,734	229,043
Number of Children in Poverty Ages 0-17 (1989)	1,337	234,012
<i>Percent Change in Number of Children in Poverty Ages 0-17 (1989-1997)</i>	<i>29.7%</i>	<i>-2.1%</i>
Child Poverty Rate Ages 0-17 (1997)	17.8	23.1
Child Poverty Rate Ages 0-17 (1989)	16.2	24.8
<u>Income</u>		
Median Household Income (1997)	\$36,726	\$31,730
Median Household Income (1989)	\$27,059	\$22,534
<i>Percent Change in Median Household Income (1989-1997)</i>	<i>35.7%</i>	<i>40.8%</i>

These data are from the U.S. Census Bureau and were downloaded from their website at
<http://www.census.gov/hhes/www/saife/stcty/estimate.html>

Additional information on county level poverty estimates is
available from the Kentucky State Data Center at
<http://cbpa.louisville.edu/ksdc/>

SEED (Social and Economic Education for Development) is a program of the Kentucky Cooperative Extension Service at the University of Kentucky. Faculty draw on the resources of the Social and Natural Resources Information Laboratory and professional contacts at the University of Kentucky, other agencies, and community programs throughout the country. For more information contact your local Cooperative Extension office or Dr. Richard C. Maurer, SEED, 500 Garrigus Building, University of Kentucky, Lexington, KY 40546 or call (606) 257-7582.

Educational programs of the Kentucky Cooperative Extension Service serves all people regardless of race, color, age, sex, religion, disability, or national origin.

Social and Economic Education for Development



KENTUCKY: BY THE NUMBERS ~ Poverty 1997 Update ~

Johnson County

Julie N. Zimmerman and Nicole Breazeale
Rural and Economic Development Programs, Rural Sociology



University of Kentucky, College of Agriculture

January, 2001

Each year, the Census Bureau releases poverty estimates for the nation as a whole and for each of the states. County level estimates, however, are produced less frequently. This data sheet compares the results from the 1990 Census with the most recent poverty estimates for counties in the United States. "Kentucky: By the Numbers" is available online at <http://www.ca.uky.edu/snarl>.

<u>Poverty</u>	<u>County</u>	<u>State</u>
Total Number of People in Poverty (1997)	6,098	624,219
Total Number of People in Poverty (1989)	6,573	681,827
<i>Percent Change in Total Number of People in Poverty (1989-1997)</i>	<i>-7.2%</i>	<i>-8.4%</i>
Total Poverty Rate (1997)	25.3	16.0
Total Poverty Rate (1989)	28.7	19.0
<u>Child Poverty</u>		
Number of Children in Poverty Ages 0-17 (1997)	2,211	229,043
Number of Children in Poverty Ages 0-17 (1989)	2,167	234,012
<i>Percent Change in Number of Children in Poverty Ages 0-17 (1989-1997)</i>	<i>2.0%</i>	<i>-2.1%</i>
Child Poverty Rate Ages 0-17 (1997)	34.9	23.1
Child Poverty Rate Ages 0-17 (1989)	34.3	24.8
<u>Income</u>		
Median Household Income (1997)	\$24,052	\$31,730
Median Household Income (1989)	\$15,782	\$22,534
<i>Percent Change in Median Household Income (1989-1997)</i>	<i>52.4%</i>	<i>40.8%</i>

These data are from the U.S. Census Bureau and were downloaded from their website at
<http://www.census.gov/hhes/www/saife/stcty/estimate.html>

Additional information on county level poverty estimates is
available from the Kentucky State Data Center at
<http://cbpa.louisville.edu/ksdc/>

SEED (Social and Economic Education for Development) is a program of the Kentucky Cooperative Extension Service at the University of Kentucky. Faculty draw on the resources of the Social and Natural Resources Information Laboratory and professional contacts at the University of Kentucky, other agencies, and community programs throughout the country. For more information contact your local Cooperative Extension office or Dr. Richard C. Maurer, SEED, 500 Garrigus Building, University of Kentucky, Lexington, KY 40546 or call (606) 257-7582.

Educational programs of the Kentucky Cooperative Extension Service serves all people regardless of race, color, age, sex, religion, disability, or national origin.

Social and Economic Education for Development



KENTUCKY: BY THE NUMBERS
~ Poverty 1997 Update ~

Kenton County

Julie N. Zimmerman and Nicole Breazeale
Rural and Economic Development Programs, Rural Sociology



University of Kentucky, College of Agriculture

January, 2001

Each year, the Census Bureau releases poverty estimates for the nation as a whole and for each of the states. County level estimates, however, are produced less frequently. This data sheet compares the results from the 1990 Census with the most recent poverty estimates for counties in the United States. "Kentucky: By the Numbers" is available online at <http://www.ca.uky.edu/snarl>.

<u>Poverty</u>	<u>County</u>	<u>State</u>
Total Number of People in Poverty (1997)	14,830	624,219
Total Number of People in Poverty (1989)	13,792	681,827
<i>Percent Change in Total Number of People in Poverty (1989-1997)</i>	<i>7.5%</i>	<i>-8.4%</i>
Total Poverty Rate (1997)	10.1	16.0
Total Poverty Rate (1989)	9.9	19.0
<u>Child Poverty</u>		
Number of Children in Poverty Ages 0-17 (1997)	5,734	229,043
Number of Children in Poverty Ages 0-17 (1989)	5,403	234,012
<i>Percent Change in Number of Children in Poverty Ages 0-17 (1989-1997)</i>	<i>6.1%</i>	<i>-2.1%</i>
Child Poverty Rate Ages 0-17 (1997)	14.5	23.1
Child Poverty Rate Ages 0-17 (1989)	14.0	24.8
<u>Income</u>		
Median Household Income (1997)	\$41,581	\$31,730
Median Household Income (1989)	\$30,516	\$22,534
<i>Percent Change in Median Household Income (1989-1997)</i>	<i>36.3%</i>	<i>40.8%</i>

These data are from the U.S. Census Bureau and were downloaded from their website at
<http://www.census.gov/hhes/www/saipe/stcty/estimate.html>

Additional information on county level poverty estimates is
available from the Kentucky State Data Center at
<http://cbpa.louisville.edu/ksdc/>

SEED (Social and Economic Education for Development) is a program of the Kentucky Cooperative Extension Service at the University of Kentucky. Faculty draw on the resources of the Social and Natural Resources Information Laboratory and professional contacts at the University of Kentucky, other agencies, and community programs throughout the country. For more information contact your local Cooperative Extension office or Dr. Richard C. Maurer, SEED, 500 Garrigus Building, University of Kentucky, Lexington, KY 40546 or call (606) 257-7582.

Educational programs of the Kentucky Cooperative Extension Service serves all people regardless of race, color, age, sex, religion, disability, or national origin.

