


Social and Economic Education for Development



KENTUCKY: BY THE NUMBERS ~ Poverty 1997 Update ~



Adair County

Julie N. Zimmerman and Nicole Breazeale
Rural and Economic Development Programs, Rural Sociology

University of Kentucky, College of Agriculture

January, 2001

Each year, the Census Bureau releases poverty estimates for the nation as a whole and for each of the states. County level estimates, however, are produced less frequently. This data sheet compares the results from the 1990 Census with the most recent poverty estimates for counties in the United States. "Kentucky: By the Numbers" is available online at <http://www.ca.uky.edu/snarl>.

<u>Poverty</u>	<u>County</u>	<u>State</u>
Total Number of People in Poverty (1997)	3,627	624,219
Total Number of People in Poverty (1989)	3,744	681,827
<i>Percent Change in Total Number of People in Poverty (1989-1997)</i>	<i>-3.1%</i>	<i>-8.4%</i>
Total Poverty Rate (1997)	22.3	16.0
Total Poverty Rate (1989)	25.1	19.0
<u>Child Poverty</u>		
Number of Children in Poverty Ages 0-17 (1997)	1,338	229,043
Number of Children in Poverty Ages 0-17 (1989)	1,156	234,012
<i>Percent Change in Number of Children in Poverty Ages 0-17 (1989-1997)</i>	<i>15.7%</i>	<i>-2.1%</i>
Child Poverty Rate Ages 0-17 (1997)	33.8	23.1
Child Poverty Rate Ages 0-17 (1989)	31.7	24.8
<u>Income</u>		
Median Household Income (1997)	\$21,914	\$31,730
Median Household Income (1989)	\$15,809	\$22,534
<i>Percent Change in Median Household Income (1989-1997)</i>	<i>38.6%</i>	<i>40.8%</i>

These data are from the U.S. Census Bureau and were downloaded from their website at
<http://www.census.gov/hhes/www/saife/stcty/estimate.html>

Additional information on county level poverty estimates is
available from the Kentucky State Data Center at
<http://cbpa.louisville.edu/ksdc/>

SEED (Social and Economic Education for Development) is a program of the Kentucky Cooperative Extension Service at the University of Kentucky. Faculty draw on the resources of the Social and Natural Resources Information Laboratory and professional contacts at the University of Kentucky, other agencies, and community programs throughout the country. For more information contact your local Cooperative Extension office or Dr. Richard C. Maurer, SEED, 500 Garrigus Building, University of Kentucky, Lexington, KY 40546 or call (606) 257-7582.

Educational programs of the Kentucky Cooperative Extension Service serves all people regardless of race, color, age, sex, religion, disability, or national origin.


Social and Economic Education for Development



KENTUCKY: BY THE NUMBERS ~ Poverty 1997 Update ~

Allen County

Julie N. Zimmerman and Nicole Breazeale
Rural and Economic Development Programs, Rural Sociology



University of Kentucky, College of Agriculture

January, 2001

Each year, the Census Bureau releases poverty estimates for the nation as a whole and for each of the states. County level estimates, however, are produced less frequently. This data sheet compares the results from the 1990 Census with the most recent poverty estimates for counties in the United States. "Kentucky: By the Numbers" is available online at <http://www.ca.uky.edu/snarl>.

<u>Poverty</u>	<u>County</u>	<u>State</u>
Total Number of People in Poverty (1997)	2,314	624,219
Total Number of People in Poverty (1989)	3,548	681,827
<i>Percent Change in Total Number of People in Poverty (1989-1997)</i>	<i>-34.8%</i>	<i>-8.4%</i>
Total Poverty Rate (1997)	13.9	16.0
Total Poverty Rate (1989)	24.6	19.0
<u>Child Poverty</u>		
Number of Children in Poverty Ages 0-17 (1997)	860	229,043
Number of Children in Poverty Ages 0-17 (1989)	1,142	234,012
<i>Percent Change in Number of Children in Poverty Ages 0-17 (1989-1997)</i>	<i>-24.7%</i>	<i>-2.1%</i>
Child Poverty Rate Ages 0-17 (1997)	20.0	23.1
Child Poverty Rate Ages 0-17 (1989)	29.9	24.8
<u>Income</u>		
Median Household Income (1997)	\$28,798	\$31,730
Median Household Income (1989)	\$17,915	\$22,534
<i>Percent Change in Median Household Income (1989-1997)</i>	<i>60.7%</i>	<i>40.8%</i>

These data are from the U.S. Census Bureau and were downloaded from their website at
<http://www.census.gov/hhes/www/saife/stcty/estimate.html>

Additional information on county level poverty estimates is
available from the Kentucky State Data Center at
<http://cbpa.louisville.edu/ksdc/>

SEED (Social and Economic Education for Development) is a program of the Kentucky Cooperative Extension Service at the University of Kentucky. Faculty draw on the resources of the Social and Natural Resources Information Laboratory and professional contacts at the University of Kentucky, other agencies, and community programs throughout the country. For more information contact your local Cooperative Extension office or Dr. Richard C. Maurer, SEED, 500 Garrigus Building, University of Kentucky, Lexington, KY 40546 or call (606) 257-7582.

Educational programs of the Kentucky Cooperative Extension Service serves all people regardless of race, color, age, sex, religion, disability, or national origin.

Social and Economic Education for Development



KENTUCKY: BY THE NUMBERS ~ Poverty 1997 Update ~

Anderson County

Julie N. Zimmerman and Nicole Breazeale
Rural and Economic Development Programs, Rural Sociology



University of Kentucky, College of Agriculture

January, 2001

Each year, the Census Bureau releases poverty estimates for the nation as a whole and for each of the states. County level estimates, however, are produced less frequently. This data sheet compares the results from the 1990 Census with the most recent poverty estimates for counties in the United States. "Kentucky: By the Numbers" is available online at <http://www.ca.uky.edu/snarl>.

<u>Poverty</u>	<u>County</u>	<u>State</u>
Total Number of People in Poverty (1997)	1,407	624,219
Total Number of People in Poverty (1989)	1,339	681,827
<i>Percent Change in Total Number of People in Poverty (1989-1997)</i>	<i>5.1%</i>	<i>-8.4%</i>
Total Poverty Rate (1997)	7.5	16.0
Total Poverty Rate (1989)	9.3	19.0
<u>Child Poverty</u>		
Number of Children in Poverty Ages 0-17 (1997)	570	229,043
Number of Children in Poverty Ages 0-17 (1989)	428	234,012
<i>Percent Change in Number of Children in Poverty Ages 0-17 (1989-1997)</i>	<i>33.2%</i>	<i>-2.1%</i>
Child Poverty Rate Ages 0-17 (1997)	11.8	23.1
Child Poverty Rate Ages 0-17 (1989)	11.3	24.8
<u>Income</u>		
Median Household Income (1997)	\$39,913	\$31,730
Median Household Income (1989)	\$27,747	\$22,534
<i>Percent Change in Median Household Income (1989-1997)</i>	<i>43.8%</i>	<i>40.8%</i>

These data are from the U.S. Census Bureau and were downloaded from their website at
<http://www.census.gov/hhes/www/saife/stcty/estimate.html>

Additional information on county level poverty estimates is
available from the Kentucky State Data Center at
<http://cbpa.louisville.edu/ksdc/>

SEED (Social and Economic Education for Development) is a program of the Kentucky Cooperative Extension Service at the University of Kentucky. Faculty draw on the resources of the Social and Natural Resources Information Laboratory and professional contacts at the University of Kentucky, other agencies, and community programs throughout the country. For more information contact your local Cooperative Extension office or Dr. Richard C. Maurer, SEED, 500 Garrigus Building, University of Kentucky, Lexington, KY 40546 or call (606) 257-7582.

Educational programs of the Kentucky Cooperative Extension Service serves all people regardless of race, color, age, sex, religion, disability, or national origin.

Social and Economic Education for Development



KENTUCKY: BY THE NUMBERS ~ Poverty 1997 Update ~



Ballard County

Julie N. Zimmerman and Nicole Breazeale
Rural and Economic Development Programs, Rural Sociology

University of Kentucky, College of Agriculture

January, 2001

Each year, the Census Bureau releases poverty estimates for the nation as a whole and for each of the states. County level estimates, however, are produced less frequently. This data sheet compares the results from the 1990 Census with the most recent poverty estimates for counties in the United States. "Kentucky: By the Numbers" is available online at <http://www.ca.uky.edu/snarl>.

<u>Poverty</u>	<u>County</u>	<u>State</u>
Total Number of People in Poverty (1997)	1,131	624,219
Total Number of People in Poverty (1989)	1,443	681,827
<i>Percent Change in Total Number of People in Poverty (1989-1997)</i>	<i>-21.6%</i>	<i>-8.4%</i>
Total Poverty Rate (1997)	13.3	16.0
Total Poverty Rate (1989)	18.5	19.0
<u>Child Poverty</u>		
Number of Children in Poverty Ages 0-17 (1997)	373	229,043
Number of Children in Poverty Ages 0-17 (1989)	403	234,012
<i>Percent Change in Number of Children in Poverty Ages 0-17 (1989-1997)</i>	<i>-7.4%</i>	<i>-2.1%</i>
Child Poverty Rate Ages 0-17 (1997)	19.0	23.1
Child Poverty Rate Ages 0-17 (1989)	21.1	24.8
<u>Income</u>		
Median Household Income (1997)	\$30,629	\$31,730
Median Household Income (1989)	\$19,371	\$22,534
<i>Percent Change in Median Household Income (1989-1997)</i>	<i>58.1%</i>	<i>40.8%</i>

These data are from the U.S. Census Bureau and were downloaded from their website at
<http://www.census.gov/hhes/www/saife/stcty/estimate.html>

Additional information on county level poverty estimates is
available from the Kentucky State Data Center at
<http://cbpa.louisville.edu/ksdc/>

SEED (Social and Economic Education for Development) is a program of the Kentucky Cooperative Extension Service at the University of Kentucky. Faculty draw on the resources of the Social and Natural Resources Information Laboratory and professional contacts at the University of Kentucky, other agencies, and community programs throughout the country. For more information contact your local Cooperative Extension office or Dr. Richard C. Maurer, SEED, 500 Garrigus Building, University of Kentucky, Lexington, KY 40546 or call (606) 257-7582.

Educational programs of the Kentucky Cooperative Extension Service serves all people regardless of race, color, age, sex, religion, disability, or national origin.

Social and Economic Education for Development



KENTUCKY: BY THE NUMBERS
~ Poverty 1997 Update ~

Barren County

Julie N. Zimmerman and Nicole Breazeale
Rural and Economic Development Programs, Rural Sociology



University of Kentucky, College of Agriculture

January, 2001

Each year, the Census Bureau releases poverty estimates for the nation as a whole and for each of the states. County level estimates, however, are produced less frequently. This data sheet compares the results from the 1990 Census with the most recent poverty estimates for counties in the United States. "Kentucky: By the Numbers" is available online at <http://www.ca.uky.edu/snarl>.

<u>Poverty</u>	<u>County</u>	<u>State</u>
Total Number of People in Poverty (1997)	5,859	624,219
Total Number of People in Poverty (1989)	7,160	681,827
<i>Percent Change in Total Number of People in Poverty (1989-1997)</i>	-18.2%	-8.4%
Total Poverty Rate (1997)	15.8	16.0
Total Poverty Rate (1989)	21.5	19.0
<u>Child Poverty</u>		
Number of Children in Poverty Ages 0-17 (1997)	2,051	229,043
Number of Children in Poverty Ages 0-17 (1989)	2,217	234,012
<i>Percent Change in Number of Children in Poverty Ages 0-17 (1989-1997)</i>	-7.5%	-2.1%
Child Poverty Rate Ages 0-17 (1997)	22.8	23.1
Child Poverty Rate Ages 0-17 (1989)	26.4	24.8
<u>Income</u>		
Median Household Income (1997)	\$29,580	\$31,730
Median Household Income (1989)	\$19,546	\$22,534
<i>Percent Change in Median Household Income (1989-1997)</i>	51.3%	40.8%

These data are from the U.S. Census Bureau and were downloaded from their website at
<http://www.census.gov/hhes/www/saipe/stcty/estimate.html>

Additional information on county level poverty estimates is
available from the Kentucky State Data Center at
<http://cbpa.louisville.edu/ksdc/>

SEED (Social and Economic Education for Development) is a program of the Kentucky Cooperative Extension Service at the University of Kentucky. Faculty draw on the resources of the Social and Natural Resources Information Laboratory and professional contacts at the University of Kentucky, other agencies, and community programs throughout the country. For more information contact your local Cooperative Extension office or Dr. Richard C. Maurer, SEED, 500 Garrigus Building, University of Kentucky, Lexington, KY 40546 or call (606) 257-7582.

Educational programs of the Kentucky Cooperative Extension Service serves all people regardless of race, color, age, sex, religion, disability, or national origin.

Social and Economic Education for Development



KENTUCKY: BY THE NUMBERS ~ Poverty 1997 Update ~



Bath County

Julie N. Zimmerman and Nicole Breazeale
Rural and Economic Development Programs, Rural Sociology

University of Kentucky, College of Agriculture

January, 2001

Each year, the Census Bureau releases poverty estimates for the nation as a whole and for each of the states. County level estimates, however, are produced less frequently. This data sheet compares the results from the 1990 Census with the most recent poverty estimates for counties in the United States. "Kentucky: By the Numbers" is available online at <http://www.ca.uky.edu/snarl>.

<u>Poverty</u>	<u>County</u>	<u>State</u>
Total Number of People in Poverty (1997)	2,410	624,219
Total Number of People in Poverty (1989)	2,598	681,827
<i>Percent Change in Total Number of People in Poverty (1989-1997)</i>	<i>-7.2%</i>	<i>-8.4%</i>
Total Poverty Rate (1997)	22.7	16.0
Total Poverty Rate (1989)	27.3	19.0
<u>Child Poverty</u>		
Number of Children in Poverty Ages 0-17 (1997)	911	229,043
Number of Children in Poverty Ages 0-17 (1989)	784	234,012
<i>Percent Change in Number of Children in Poverty Ages 0-17 (1989-1997)</i>	<i>16.2%</i>	<i>-2.1%</i>
Child Poverty Rate Ages 0-17 (1997)	35.0	23.1
Child Poverty Rate Ages 0-17 (1989)	32.7	24.8
<u>Income</u>		
Median Household Income (1997)	\$24,020	\$31,730
Median Household Income (1989)	\$15,940	\$22,534
<i>Percent Change in Median Household Income (1989-1997)</i>	<i>50.7%</i>	<i>40.8%</i>

These data are from the U.S. Census Bureau and were downloaded from their website at
<http://www.census.gov/hhes/www/saife/stcty/estimate.html>

Additional information on county level poverty estimates is
available from the Kentucky State Data Center at
<http://cbpa.louisville.edu/ksdc/>

SEED (Social and Economic Education for Development) is a program of the Kentucky Cooperative Extension Service at the University of Kentucky. Faculty draw on the resources of the Social and Natural Resources Information Laboratory and professional contacts at the University of Kentucky, other agencies, and community programs throughout the country. For more information contact your local Cooperative Extension office or Dr. Richard C. Maurer, SEED, 500 Garrigus Building, University of Kentucky, Lexington, KY 40546 or call (606) 257-7582.

Educational programs of the Kentucky Cooperative Extension Service serves all people regardless of race, color, age, sex, religion, disability, or national origin.

Social and Economic Education for Development



KENTUCKY: BY THE NUMBERS ~ Poverty 1997 Update ~

Bell County

Julie N. Zimmerman and Nicole Breazeale
Rural and Economic Development Programs, Rural Sociology



University of Kentucky, College of Agriculture

January, 2001

Each year, the Census Bureau releases poverty estimates for the nation as a whole and for each of the states. County level estimates, however, are produced less frequently. This data sheet compares the results from the 1990 Census with the most recent poverty estimates for counties in the United States. "Kentucky: By the Numbers" is available online at <http://www.ca.uky.edu/snarl>.

<u>Poverty</u>	<u>County</u>	<u>State</u>
Total Number of People in Poverty (1997)	8,611	624,219
Total Number of People in Poverty (1989)	11,209	681,827
<i>Percent Change in Total Number of People in Poverty (1989-1997)</i>	<i>-23.2%</i>	<i>-8.4%</i>
Total Poverty Rate (1997)	29.5	16.0
Total Poverty Rate (1989)	36.2	19.0
<u>Child Poverty</u>		
Number of Children in Poverty Ages 0-17 (1997)	3,029	229,043
Number of Children in Poverty Ages 0-17 (1989)	3,811	234,012
<i>Percent Change in Number of Children in Poverty Ages 0-17 (1989-1997)</i>	<i>-20.5%</i>	<i>-2.1%</i>
Child Poverty Rate Ages 0-17 (1997)	39.3	23.1
Child Poverty Rate Ages 0-17 (1989)	44.8	24.8
<u>Income</u>		
Median Household Income (1997)	\$19,896	\$31,730
Median Household Income (1989)	\$13,078	\$22,534
<i>Percent Change in Median Household Income (1989-1997)</i>	<i>52.1%</i>	<i>40.8%</i>

These data are from the U.S. Census Bureau and were downloaded from their website at
<http://www.census.gov/hhes/www/saife/stcty/estimate.html>

Additional information on county level poverty estimates is
available from the Kentucky State Data Center at
<http://cbpa.louisville.edu/ksdc/>

SEED (Social and Economic Education for Development) is a program of the Kentucky Cooperative Extension Service at the University of Kentucky. Faculty draw on the resources of the Social and Natural Resources Information Laboratory and professional contacts at the University of Kentucky, other agencies, and community programs throughout the country. For more information contact your local Cooperative Extension office or Dr. Richard C. Maurer, SEED, 500 Garrigus Building, University of Kentucky, Lexington, KY 40546 or call (606) 257-7582.

Educational programs of the Kentucky Cooperative Extension Service serves all people regardless of race, color, age, sex, religion, disability, or national origin.

Social and Economic Education for Development



KENTUCKY: BY THE NUMBERS ~ Poverty 1997 Update ~



Boone County

Julie N. Zimmerman and Nicole Breazeale
Rural and Economic Development Programs, Rural Sociology

University of Kentucky, College of Agriculture

January, 2001

Each year, the Census Bureau releases poverty estimates for the nation as a whole and for each of the states. County level estimates, however, are produced less frequently. This data sheet compares the results from the 1990 Census with the most recent poverty estimates for counties in the United States. "Kentucky: By the Numbers" is available online at <http://www.ca.uky.edu/snarl>.

<u>Poverty</u>	<u>County</u>	<u>State</u>
Total Number of People in Poverty (1997)	5,067	624,219
Total Number of People in Poverty (1989)	4,221	681,827
<i>Percent Change in Total Number of People in Poverty (1989-1997)</i>	<i>20.0%</i>	<i>-8.4%</i>
Total Poverty Rate (1997)	6.3	16.0
Total Poverty Rate (1989)	7.4	19.0
<u>Child Poverty</u>		
Number of Children in Poverty Ages 0-17 (1997)	2,165	229,043
Number of Children in Poverty Ages 0-17 (1989)	1,609	234,012
<i>Percent Change in Number of Children in Poverty Ages 0-17 (1989-1997)</i>	<i>34.6%</i>	<i>-2.1%</i>
Child Poverty Rate Ages 0-17 (1997)	9.5	23.1
Child Poverty Rate Ages 0-17 (1989)	9.6	24.8
<u>Income</u>		
Median Household Income (1997)	\$48,999	\$31,730
Median Household Income (1989)	\$34,485	\$22,534
<i>Percent Change in Median Household Income (1989-1997)</i>	<i>42.1%</i>	<i>40.8%</i>

These data are from the U.S. Census Bureau and were downloaded from their website at
<http://www.census.gov/hhes/www/saife/stcty/estimate.html>

Additional information on county level poverty estimates is
available from the Kentucky State Data Center at
<http://cbpa.louisville.edu/ksdc/>


SEED (Social and Economic Education for Development) is a program of the Kentucky Cooperative Extension Service at the University of Kentucky. Faculty draw on the resources of the Social and Natural Resources Information Laboratory and professional contacts at the University of Kentucky, other agencies, and community programs throughout the country. For more information contact your local Cooperative Extension office or Dr. Richard C. Maurer, SEED, 500 Garrigus Building, University of Kentucky, Lexington, KY 40546 or call (606) 257-7582.

Educational programs of the Kentucky Cooperative Extension Service serves all people regardless of race, color, age, sex, religion, disability, or national origin.

Social and Economic Education for Development



KENTUCKY: BY THE NUMBERS ~ Poverty 1997 Update ~



Bourbon County

Julie N. Zimmerman and Nicole Breazeale
Rural and Economic Development Programs, Rural Sociology

University of Kentucky, College of Agriculture

January, 2001

Each year, the Census Bureau releases poverty estimates for the nation as a whole and for each of the states. County level estimates, however, are produced less frequently. This data sheet compares the results from the 1990 Census with the most recent poverty estimates for counties in the United States. "Kentucky: By the Numbers" is available online at <http://www.ca.uky.edu/snarl>.

<u>Poverty</u>	<u>County</u>	<u>State</u>
Total Number of People in Poverty (1997)	2,713	624,219
Total Number of People in Poverty (1989)	3,330	681,827
<i>Percent Change in Total Number of People in Poverty (1989-1997)</i>	<i>-18.5%</i>	<i>-8.4%</i>
Total Poverty Rate (1997)	13.9	16.0
Total Poverty Rate (1989)	17.5	19.0
<u>Child Poverty</u>		
Number of Children in Poverty Ages 0-17 (1997)	1,021	229,043
Number of Children in Poverty Ages 0-17 (1989)	1,179	234,012
<i>Percent Change in Number of Children in Poverty Ages 0-17 (1989-1997)</i>	<i>-13.4%</i>	<i>-2.1%</i>
Child Poverty Rate Ages 0-17 (1997)	20.9	23.1
Child Poverty Rate Ages 0-17 (1989)	23.5	24.8
<u>Income</u>		
Median Household Income (1997)	\$33,314	\$31,730
Median Household Income (1989)	\$22,445	\$22,534
<i>Percent Change in Median Household Income (1989-1997)</i>	<i>48.4%</i>	<i>40.8%</i>

These data are from the U.S. Census Bureau and were downloaded from their website at
<http://www.census.gov/hhes/www/saife/stcty/estimate.html>

Additional information on county level poverty estimates is
available from the Kentucky State Data Center at
<http://cbpa.louisville.edu/ksdc/>

SEED (Social and Economic Education for Development) is a program of the Kentucky Cooperative Extension Service at the University of Kentucky. Faculty draw on the resources of the Social and Natural Resources Information Laboratory and professional contacts at the University of Kentucky, other agencies, and community programs throughout the country. For more information contact your local Cooperative Extension office or Dr. Richard C. Maurer, SEED, 500 Garrigus Building, University of Kentucky, Lexington, KY 40546 or call (606) 257-7582.

Educational programs of the Kentucky Cooperative Extension Service serves all people regardless of race, color, age, sex, religion, disability, or national origin.


Social and Economic Education for Development



KENTUCKY: BY THE NUMBERS ~ Poverty 1997 Update ~

Boyd County

Julie N. Zimmerman and Nicole Breazeale
Rural and Economic Development Programs, Rural Sociology



University of Kentucky, College of Agriculture

January, 2001

Each year, the Census Bureau releases poverty estimates for the nation as a whole and for each of the states. County level estimates, however, are produced less frequently. This data sheet compares the results from the 1990 Census with the most recent poverty estimates for counties in the United States. "Kentucky: By the Numbers" is available online at <http://www.ca.uky.edu/snarl>.

<u>Poverty</u>	<u>County</u>	<u>State</u>
Total Number of People in Poverty (1997)	8,056	624,219
Total Number of People in Poverty (1989)	8,203	681,827
<i>Percent Change in Total Number of People in Poverty (1989-1997)</i>	<i>-1.8%</i>	<i>-8.4%</i>
Total Poverty Rate (1997)	16.5	16.0
Total Poverty Rate (1989)	16.5	19.0
<u>Child Poverty</u>		
Number of Children in Poverty Ages 0-17 (1997)	2,863	229,043
Number of Children in Poverty Ages 0-17 (1989)	2,649	234,012
<i>Percent Change in Number of Children in Poverty Ages 0-17 (1989-1997)</i>	<i>8.1%</i>	<i>-2.1%</i>
Child Poverty Rate Ages 0-17 (1997)	25.9	23.1
Child Poverty Rate Ages 0-17 (1989)	22.2	24.8
<u>Income</u>		
Median Household Income (1997)	\$32,239	\$31,730
Median Household Income (1989)	\$23,835	\$22,534
<i>Percent Change in Median Household Income (1989-1997)</i>	<i>35.3%</i>	<i>40.8%</i>

These data are from the U.S. Census Bureau and were downloaded from their website at
<http://www.census.gov/hhes/www/saife/stcty/estimate.html>

Additional information on county level poverty estimates is
available from the Kentucky State Data Center at
<http://cbpa.louisville.edu/ksdc/>

SEED (Social and Economic Education for Development) is a program of the Kentucky Cooperative Extension Service at the University of Kentucky. Faculty draw on the resources of the Social and Natural Resources Information Laboratory and professional contacts at the University of Kentucky, other agencies, and community programs throughout the country. For more information contact your local Cooperative Extension office or Dr. Richard C. Maurer, SEED, 500 Garrigus Building, University of Kentucky, Lexington, KY 40546 or call (606) 257-7582.

Educational programs of the Kentucky Cooperative Extension Service serves all people regardless of race, color, age, sex, religion, disability, or national origin.

Social and Economic Education for Development



KENTUCKY: BY THE NUMBERS
~ Poverty 1997 Update ~

Boyle County

Julie N. Zimmerman and Nicole Breazeale
Rural and Economic Development Programs, Rural Sociology



University of Kentucky, College of Agriculture

January, 2001

Each year, the Census Bureau releases poverty estimates for the nation as a whole and for each of the states. County level estimates, however, are produced less frequently. This data sheet compares the results from the 1990 Census with the most recent poverty estimates for counties in the United States. "Kentucky: By the Numbers" is available online at <http://www.ca.uky.edu/snarl>.

<u>Poverty</u>	<u>County</u>	<u>State</u>
Total Number of People in Poverty (1997)	3,483	624,219
Total Number of People in Poverty (1989)	4,043	681,827
<i>Percent Change in Total Number of People in Poverty (1989-1997)</i>	<i>-13.9%</i>	<i>-8.4%</i>
Total Poverty Rate (1997)	13.6	16.0
Total Poverty Rate (1989)	17.1	19.0
<u>Child Poverty</u>		
Number of Children in Poverty Ages 0-17 (1997)	1,194	229,043
Number of Children in Poverty Ages 0-17 (1989)	1,416	234,012
<i>Percent Change in Number of Children in Poverty Ages 0-17 (1989-1997)</i>	<i>-15.7%</i>	<i>-2.1%</i>
Child Poverty Rate Ages 0-17 (1997)	19.6	23.1
Child Poverty Rate Ages 0-17 (1989)	23.6	24.8
<u>Income</u>		
Median Household Income (1997)	\$33,521	\$31,730
Median Household Income (1989)	\$23,125	\$22,534
<i>Percent Change in Median Household Income (1989-1997)</i>	<i>45.0%</i>	<i>40.8%</i>

These data are from the U.S. Census Bureau and were downloaded from their website at
<http://www.census.gov/hhes/www/saife/stcty/estimate.html>

Additional information on county level poverty estimates is
available from the Kentucky State Data Center at
<http://cbpa.louisville.edu/ksdc/>

SEED (Social and Economic Education for Development) is a program of the Kentucky Cooperative Extension Service at the University of Kentucky. Faculty draw on the resources of the Social and Natural Resources Information Laboratory and professional contacts at the University of Kentucky, other agencies, and community programs throughout the country. For more information contact your local Cooperative Extension office or Dr. Richard C. Maurer, SEED, 500 Garrigus Building, University of Kentucky, Lexington, KY 40546 or call (606) 257-7582.

Educational programs of the Kentucky Cooperative Extension Service serves all people regardless of race, color, age, sex, religion, disability, or national origin.

Social and Economic Education for Development



KENTUCKY: BY THE NUMBERS ~ Poverty 1997 Update ~



Bracken County

Julie N. Zimmerman and Nicole Breazeale
Rural and Economic Development Programs, Rural Sociology

University of Kentucky, College of Agriculture

January, 2001

Each year, the Census Bureau releases poverty estimates for the nation as a whole and for each of the states. County level estimates, however, are produced less frequently. This data sheet compares the results from the 1990 Census with the most recent poverty estimates for counties in the United States. "Kentucky: By the Numbers" is available online at <http://www.ca.uky.edu/snarl>.

<u>Poverty</u>	<u>County</u>	<u>State</u>
Total Number of People in Poverty (1997)	1,336	624,219
Total Number of People in Poverty (1989)	1,643	681,827
<i>Percent Change in Total Number of People in Poverty (1989-1997)</i>	<i>-18.7%</i>	<i>-8.4%</i>
Total Poverty Rate (1997)	15.8	16.0
Total Poverty Rate (1989)	21.4	19.0
<u>Child Poverty</u>		
Number of Children in Poverty Ages 0-17 (1997)	482	229,043
Number of Children in Poverty Ages 0-17 (1989)	519	234,012
<i>Percent Change in Number of Children in Poverty Ages 0-17 (1989-1997)</i>	<i>-7.1%</i>	<i>-2.1%</i>
Child Poverty Rate Ages 0-17 (1997)	22.2	23.1
Child Poverty Rate Ages 0-17 (1989)	26.1	24.8
<u>Income</u>		
Median Household Income (1997)	\$29,242	\$31,730
Median Household Income (1989)	\$19,684	\$22,534
<i>Percent Change in Median Household Income (1989-1997)</i>	<i>48.6%</i>	<i>40.8%</i>

These data are from the U.S. Census Bureau and were downloaded from their website at
<http://www.census.gov/hhes/www/saife/stcty/estimate.html>

Additional information on county level poverty estimates is
available from the Kentucky State Data Center at
<http://cbpa.louisville.edu/ksdc/>

SEED (Social and Economic Education for Development) is a program of the Kentucky Cooperative Extension Service at the University of Kentucky. Faculty draw on the resources of the Social and Natural Resources Information Laboratory and professional contacts at the University of Kentucky, other agencies, and community programs throughout the country. For more information contact your local Cooperative Extension office or Dr. Richard C. Maurer, SEED, 500 Garrigus Building, University of Kentucky, Lexington, KY 40546 or call (606) 257-7582.

Educational programs of the Kentucky Cooperative Extension Service serves all people regardless of race, color, age, sex, religion, disability, or national origin.

Social and Economic Education for Development



KENTUCKY: BY THE NUMBERS ~ Poverty 1997 Update ~



Breathitt County

Julie N. Zimmerman and Nicole Breazeale
Rural and Economic Development Programs, Rural Sociology

University of Kentucky, College of Agriculture

January, 2001

Each year, the Census Bureau releases poverty estimates for the nation as a whole and for each of the states. County level estimates, however, are produced less frequently. This data sheet compares the results from the 1990 Census with the most recent poverty estimates for counties in the United States. "Kentucky: By the Numbers" is available online at <http://www.ca.uky.edu/snarl>.

<u>Poverty</u>	<u>County</u>	<u>State</u>
Total Number of People in Poverty (1997)	5,159	624,219
Total Number of People in Poverty (1989)	6,072	681,827
<i>Percent Change in Total Number of People in Poverty (1989-1997)</i>	<i>-15.0%</i>	<i>-8.4%</i>
Total Poverty Rate (1997)	32.9	16.0
Total Poverty Rate (1989)	39.5	19.0
<u>Child Poverty</u>		
Number of Children in Poverty Ages 0-17 (1997)	1,967	229,043
Number of Children in Poverty Ages 0-17 (1989)	2,088	234,012
<i>Percent Change in Number of Children in Poverty Ages 0-17 (1989-1997)</i>	<i>-5.8%</i>	<i>-2.1%</i>
Child Poverty Rate Ages 0-17 (1997)	44.9	23.1
Child Poverty Rate Ages 0-17 (1989)	47.1	24.8
<u>Income</u>		
Median Household Income (1997)	\$18,404	\$31,730
Median Household Income (1989)	\$12,383	\$22,534
<i>Percent Change in Median Household Income (1989-1997)</i>	<i>48.6%</i>	<i>40.8%</i>

These data are from the U.S. Census Bureau and were downloaded from their website at
<http://www.census.gov/hhes/www/saipe/stcty/estimate.html>

Additional information on county level poverty estimates is
available from the Kentucky State Data Center at
<http://cbpa.louisville.edu/ksdc/>

SEED (Social and Economic Education for Development) is a program of the Kentucky Cooperative Extension Service at the University of Kentucky. Faculty draw on the resources of the Social and Natural Resources Information Laboratory and professional contacts at the University of Kentucky, other agencies, and community programs throughout the country. For more information contact your local Cooperative Extension office or Dr. Richard C. Maurer, SEED, 500 Garrigus Building, University of Kentucky, Lexington, KY 40546 or call (606) 257-7582.

Educational programs of the Kentucky Cooperative Extension Service serves all people regardless of race, color, age, sex, religion, disability, or national origin.

Social and Economic Education for Development



KENTUCKY: BY THE NUMBERS ~ Poverty 1997 Update ~



Breckinridge County

Julie N. Zimmerman and Nicole Breazeale
Rural and Economic Development Programs, Rural Sociology

University of Kentucky, College of Agriculture

January, 2001

Each year, the Census Bureau releases poverty estimates for the nation as a whole and for each of the states. County level estimates, however, are produced less frequently. This data sheet compares the results from the 1990 Census with the most recent poverty estimates for counties in the United States. "Kentucky: By the Numbers" is available online at <http://www.ca.uky.edu/snarl>.

<u>Poverty</u>	<u>County</u>	<u>State</u>
Total Number of People in Poverty (1997)	3,105	624,219
Total Number of People in Poverty (1989)	3,743	681,827
<i>Percent Change in Total Number of People in Poverty (1989-1997)</i>	<i>-17.0%</i>	<i>-8.4%</i>
Total Poverty Rate (1997)	17.6	16.0
Total Poverty Rate (1989)	23.2	19.0
<u>Child Poverty</u>		
Number of Children in Poverty Ages 0-17 (1997)	1,173	229,043
Number of Children in Poverty Ages 0-17 (1989)	1,194	234,012
<i>Percent Change in Number of Children in Poverty Ages 0-17 (1989-1997)</i>	<i>-1.8%</i>	<i>-2.1%</i>
Child Poverty Rate Ages 0-17 (1997)	26.5	23.1
Child Poverty Rate Ages 0-17 (1989)	28.4	24.8
<u>Income</u>		
Median Household Income (1997)	\$27,050	\$31,730
Median Household Income (1989)	\$17,687	\$22,534
<i>Percent Change in Median Household Income (1989-1997)</i>	<i>52.9%</i>	<i>40.8%</i>

These data are from the U.S. Census Bureau and were downloaded from their website at
<http://www.census.gov/hhes/www/saife/stcty/estimate.html>

Additional information on county level poverty estimates is
available from the Kentucky State Data Center at
<http://cbpa.louisville.edu/ksdc/>

SEED (Social and Economic Education for Development) is a program of the Kentucky Cooperative Extension Service at the University of Kentucky. Faculty draw on the resources of the Social and Natural Resources Information Laboratory and professional contacts at the University of Kentucky, other agencies, and community programs throughout the country. For more information contact your local Cooperative Extension office or Dr. Richard C. Maurer, SEED, 500 Garrigus Building, University of Kentucky, Lexington, KY 40546 or call (606) 257-7582.

Educational programs of the Kentucky Cooperative Extension Service serves all people regardless of race, color, age, sex, religion, disability, or national origin.

Social and Economic Education for Development



KENTUCKY: BY THE NUMBERS ~ Poverty 1997 Update ~

Bullitt County

Julie N. Zimmerman and Nicole Breazeale
Rural and Economic Development Programs, Rural Sociology



University of Kentucky, College of Agriculture

January, 2001

Each year, the Census Bureau releases poverty estimates for the nation as a whole and for each of the states. County level estimates, however, are produced less frequently. This data sheet compares the results from the 1990 Census with the most recent poverty estimates for counties in the United States. "Kentucky: By the Numbers" is available online at <http://www.ca.uky.edu/snarl>.

<u>Poverty</u>	<u>County</u>	<u>State</u>
Total Number of People in Poverty (1997)	5,714	624,219
Total Number of People in Poverty (1989)	4,917	681,827
<i>Percent Change in Total Number of People in Poverty (1989-1997)</i>	<i>16.2%</i>	<i>-8.4%</i>
Total Poverty Rate (1997)	9.5	16.0
Total Poverty Rate (1989)	10.4	19.0
<u>Child Poverty</u>		
Number of Children in Poverty Ages 0-17 (1997)	2,346	229,043
Number of Children in Poverty Ages 0-17 (1989)	1,701	234,012
<i>Percent Change in Number of Children in Poverty Ages 0-17 (1989-1997)</i>	<i>37.9%</i>	<i>-2.1%</i>
Child Poverty Rate Ages 0-17 (1997)	14.0	23.1
Child Poverty Rate Ages 0-17 (1989)	12.3	24.8
<u>Income</u>		
Median Household Income (1997)	\$41,199	\$31,730
Median Household Income (1989)	\$29,455	\$22,534
<i>Percent Change in Median Household Income (1989-1997)</i>	<i>39.9%</i>	<i>40.8%</i>

These data are from the U.S. Census Bureau and were downloaded from their website at
<http://www.census.gov/hhes/www/saipe/stcty/estimate.html>

Additional information on county level poverty estimates is
available from the Kentucky State Data Center at
<http://cbpa.louisville.edu/ksdc/>

SEED (Social and Economic Education for Development) is a program of the Kentucky Cooperative Extension Service at the University of Kentucky. Faculty draw on the resources of the Social and Natural Resources Information Laboratory and professional contacts at the University of Kentucky, other agencies, and community programs throughout the country. For more information contact your local Cooperative Extension office or Dr. Richard C. Maurer, SEED, 500 Garrigus Building, University of Kentucky, Lexington, KY 40546 or call (606) 257-7582.

Educational programs of the Kentucky Cooperative Extension Service serves all people regardless of race, color, age, sex, religion, disability, or national origin.

Social and Economic Education for Development



KENTUCKY: BY THE NUMBERS ~ Poverty 1997 Update ~

Butler County

Julie N. Zimmerman and Nicole Breazeale
Rural and Economic Development Programs, Rural Sociology



University of Kentucky, College of Agriculture

January, 2001

Each year, the Census Bureau releases poverty estimates for the nation as a whole and for each of the states. County level estimates, however, are produced less frequently. This data sheet compares the results from the 1990 Census with the most recent poverty estimates for counties in the United States. "Kentucky: By the Numbers" is available online at <http://www.ca.uky.edu/snarl>.

<u>Poverty</u>	<u>County</u>	<u>State</u>
Total Number of People in Poverty (1997)	2,281	624,219
Total Number of People in Poverty (1989)	2,616	681,827
<i>Percent Change in Total Number of People in Poverty (1989-1997)</i>	<i>-12.8%</i>	<i>-8.4%</i>
Total Poverty Rate (1997)	19.1	16.0
Total Poverty Rate (1989)	23.8	19.0
<u>Child Poverty</u>		
Number of Children in Poverty Ages 0-17 (1997)	852	229,043
Number of Children in Poverty Ages 0-17 (1989)	861	234,012
<i>Percent Change in Number of Children in Poverty Ages 0-17 (1989-1997)</i>	<i>-1.0%</i>	<i>-2.1%</i>
Child Poverty Rate Ages 0-17 (1997)	27.8	23.1
Child Poverty Rate Ages 0-17 (1989)	28.9	24.8
<u>Income</u>		
Median Household Income (1997)	\$25,578	\$31,730
Median Household Income (1989)	\$17,514	\$22,534
<i>Percent Change in Median Household Income (1989-1997)</i>	<i>46.0%</i>	<i>40.8%</i>

These data are from the U.S. Census Bureau and were downloaded from their website at
<http://www.census.gov/hhes/www/saife/stcty/estimate.html>

Additional information on county level poverty estimates is
available from the Kentucky State Data Center at
<http://cbpa.louisville.edu/ksdc/>

SEED (Social and Economic Education for Development) is a program of the Kentucky Cooperative Extension Service at the University of Kentucky. Faculty draw on the resources of the Social and Natural Resources Information Laboratory and professional contacts at the University of Kentucky, other agencies, and community programs throughout the country. For more information contact your local Cooperative Extension office or Dr. Richard C. Maurer, SEED, 500 Garrigus Building, University of Kentucky, Lexington, KY 40546 or call (606) 257-7582.

Educational programs of the Kentucky Cooperative Extension Service serves all people regardless of race, color, age, sex, religion, disability, or national origin.


Social and Economic Education for Development



KENTUCKY: BY THE NUMBERS ~ Poverty 1997 Update ~

Caldwell County

Julie N. Zimmerman and Nicole Breazeale
Rural and Economic Development Programs, Rural Sociology



University of Kentucky, College of Agriculture

January, 2001

Each year, the Census Bureau releases poverty estimates for the nation as a whole and for each of the states. County level estimates, however, are produced less frequently. This data sheet compares the results from the 1990 Census with the most recent poverty estimates for counties in the United States. "Kentucky: By the Numbers" is available online at <http://www.ca.uky.edu/snarl>.

<u>Poverty</u>	<u>County</u>	<u>State</u>
Total Number of People in Poverty (1997)	2,225	624,219
Total Number of People in Poverty (1989)	2,579	681,827
<i>Percent Change in Total Number of People in Poverty (1989-1997)</i>	<i>-13.7%</i>	<i>-8.4%</i>
Total Poverty Rate (1997)	16.7	16.0
Total Poverty Rate (1989)	19.9	19.0
<u>Child Poverty</u>		
Number of Children in Poverty Ages 0-17 (1997)	803	229,043
Number of Children in Poverty Ages 0-17 (1989)	899	234,012
<i>Percent Change in Number of Children in Poverty Ages 0-17 (1989-1997)</i>	<i>-10.7%</i>	<i>-2.1%</i>
Child Poverty Rate Ages 0-17 (1997)	25.8	23.1
Child Poverty Rate Ages 0-17 (1989)	28.5	24.8
<u>Income</u>		
Median Household Income (1997)	\$27,656	\$31,730
Median Household Income (1989)	\$17,997	\$22,534
<i>Percent Change in Median Household Income (1989-1997)</i>	<i>53.7%</i>	<i>40.8%</i>

These data are from the U.S. Census Bureau and were downloaded from their website at
<http://www.census.gov/hhes/www/saife/stcty/estimate.html>

Additional information on county level poverty estimates is
available from the Kentucky State Data Center at
<http://cbpa.louisville.edu/ksdc/>

SEED (Social and Economic Education for Development) is a program of the Kentucky Cooperative Extension Service at the University of Kentucky. Faculty draw on the resources of the Social and Natural Resources Information Laboratory and professional contacts at the University of Kentucky, other agencies, and community programs throughout the country. For more information contact your local Cooperative Extension office or Dr. Richard C. Maurer, SEED, 500 Garrigus Building, University of Kentucky, Lexington, KY 40546 or call (606) 257-7582.

Educational programs of the Kentucky Cooperative Extension Service serves all people regardless of race, color, age, sex, religion, disability, or national origin.

Social and Economic Education for Development



KENTUCKY: BY THE NUMBERS
~ Poverty 1997 Update ~

Calloway County

Julie N. Zimmerman and Nicole Breazeale
Rural and Economic Development Programs, Rural Sociology



University of Kentucky, College of Agriculture

January, 2001

Each year, the Census Bureau releases poverty estimates for the nation as a whole and for each of the states. County level estimates, however, are produced less frequently. This data sheet compares the results from the 1990 Census with the most recent poverty estimates for counties in the United States. "Kentucky: By the Numbers" is available online at <http://www.ca.uky.edu/snarl>.

<u>Poverty</u>	<u>County</u>	<u>State</u>
Total Number of People in Poverty (1997)	4,413	624,219
Total Number of People in Poverty (1989)	4,815	681,827
<i>Percent Change in Total Number of People in Poverty (1989-1997)</i>	<i>-8.3%</i>	<i>-8.4%</i>
Total Poverty Rate (1997)	14.5	16.0
Total Poverty Rate (1989)	17.7	19.0
<u>Child Poverty</u>		
Number of Children in Poverty Ages 0-17 (1997)	1,294	229,043
Number of Children in Poverty Ages 0-17 (1989)	1,228	234,012
<i>Percent Change in Number of Children in Poverty Ages 0-17 (1989-1997)</i>	<i>5.4%</i>	<i>-2.1%</i>
Child Poverty Rate Ages 0-17 (1997)	20.0	23.1
Child Poverty Rate Ages 0-17 (1989)	20.6	24.8
<u>Income</u>		
Median Household Income (1997)	\$29,853	\$31,730
Median Household Income (1989)	\$19,408	\$22,534
<i>Percent Change in Median Household Income (1989-1997)</i>	<i>53.8%</i>	<i>40.8%</i>

These data are from the U.S. Census Bureau and were downloaded from their website at
<http://www.census.gov/hhes/www/saife/stcty/estimate.html>

Additional information on county level poverty estimates is
available from the Kentucky State Data Center at
<http://cbpa.louisville.edu/ksdc/>

SEED (Social and Economic Education for Development) is a program of the Kentucky Cooperative Extension Service at the University of Kentucky. Faculty draw on the resources of the Social and Natural Resources Information Laboratory and professional contacts at the University of Kentucky, other agencies, and community programs throughout the country. For more information contact your local Cooperative Extension office or Dr. Richard C. Maurer, SEED, 500 Garrigus Building, University of Kentucky, Lexington, KY 40546 or call (606) 257-7582.

Educational programs of the Kentucky Cooperative Extension Service serves all people regardless of race, color, age, sex, religion, disability, or national origin.

Social and Economic Education for Development



KENTUCKY: BY THE NUMBERS ~ Poverty 1997 Update ~

Campbell County

Julie N. Zimmerman and Nicole Breazeale
Rural and Economic Development Programs, Rural Sociology



University of Kentucky, College of Agriculture

January, 2001

Each year, the Census Bureau releases poverty estimates for the nation as a whole and for each of the states. County level estimates, however, are produced less frequently. This data sheet compares the results from the 1990 Census with the most recent poverty estimates for counties in the United States. "Kentucky: By the Numbers" is available online at <http://www.ca.uky.edu/snarl>.

<u>Poverty</u>	<u>County</u>	<u>State</u>
Total Number of People in Poverty (1997)	8,756	624,219
Total Number of People in Poverty (1989)	9,087	681,827
<i>Percent Change in Total Number of People in Poverty (1989-1997)</i>	<i>-3.6%</i>	<i>-8.4%</i>
Total Poverty Rate (1997)	10.0	16.0
Total Poverty Rate (1989)	11.0	19.0
<u>Child Poverty</u>		
Number of Children in Poverty Ages 0-17 (1997)	3,326	229,043
Number of Children in Poverty Ages 0-17 (1989)	3,526	234,012
<i>Percent Change in Number of Children in Poverty Ages 0-17 (1989-1997)</i>	<i>-5.7%</i>	<i>-2.1%</i>
Child Poverty Rate Ages 0-17 (1997)	14.6	23.1
Child Poverty Rate Ages 0-17 (1989)	15.8	24.8
<u>Income</u>		
Median Household Income (1997)	\$39,201	\$31,730
Median Household Income (1989)	\$29,228	\$22,534
<i>Percent Change in Median Household Income (1989-1997)</i>	<i>34.1%</i>	<i>40.8%</i>

These data are from the U.S. Census Bureau and were downloaded from their website at
<http://www.census.gov/hhes/www/saife/stcty/estimate.html>

Additional information on county level poverty estimates is
available from the Kentucky State Data Center at
<http://cbpa.louisville.edu/ksdc/>

SEED (Social and Economic Education for Development) is a program of the Kentucky Cooperative Extension Service at the University of Kentucky. Faculty draw on the resources of the Social and Natural Resources Information Laboratory and professional contacts at the University of Kentucky, other agencies, and community programs throughout the country. For more information contact your local Cooperative Extension office or Dr. Richard C. Maurer, SEED, 500 Garrigus Building, University of Kentucky, Lexington, KY 40546 or call (606) 257-7582.

Educational programs of the Kentucky Cooperative Extension Service serves all people regardless of race, color, age, sex, religion, disability, or national origin.


Social and Economic Education for Development



KENTUCKY: BY THE NUMBERS ~ Poverty 1997 Update ~

Carlisle County

Julie N. Zimmerman and Nicole Breazeale
Rural and Economic Development Programs, Rural Sociology



University of Kentucky, College of Agriculture

January, 2001

Each year, the Census Bureau releases poverty estimates for the nation as a whole and for each of the states. County level estimates, however, are produced less frequently. This data sheet compares the results from the 1990 Census with the most recent poverty estimates for counties in the United States. "Kentucky: By the Numbers" is available online at <http://www.ca.uky.edu/snarl>.

<u>Poverty</u>	<u>County</u>	<u>State</u>
Total Number of People in Poverty (1997)	790	624,219
Total Number of People in Poverty (1989)	921	681,827
<i>Percent Change in Total Number of People in Poverty (1989-1997)</i>	<i>-14.2%</i>	<i>-8.4%</i>
Total Poverty Rate (1997)	14.6	16.0
Total Poverty Rate (1989)	17.7	19.0
<u>Child Poverty</u>		
Number of Children in Poverty Ages 0-17 (1997)	299	229,043
Number of Children in Poverty Ages 0-17 (1989)	233	234,012
<i>Percent Change in Number of Children in Poverty Ages 0-17 (1989-1997)</i>	<i>28.3%</i>	<i>-2.1%</i>
Child Poverty Rate Ages 0-17 (1997)	24.4	23.1
Child Poverty Rate Ages 0-17 (1989)	19.2	24.8
<u>Income</u>		
Median Household Income (1997)	\$28,450	\$31,730
Median Household Income (1989)	\$19,404	\$22,534
<i>Percent Change in Median Household Income (1989-1997)</i>	<i>46.6%</i>	<i>40.8%</i>

These data are from the U.S. Census Bureau and were downloaded from their website at
<http://www.census.gov/hhes/www/saife/stcty/estimate.html>

Additional information on county level poverty estimates is
available from the Kentucky State Data Center at
<http://cbpa.louisville.edu/ksdc/>

SEED (Social and Economic Education for Development) is a program of the Kentucky Cooperative Extension Service at the University of Kentucky. Faculty draw on the resources of the Social and Natural Resources Information Laboratory and professional contacts at the University of Kentucky, other agencies, and community programs throughout the country. For more information contact your local Cooperative Extension office or Dr. Richard C. Maurer, SEED, 500 Garrigus Building, University of Kentucky, Lexington, KY 40546 or call (606) 257-7582.

Educational programs of the Kentucky Cooperative Extension Service serves all people regardless of race, color, age, sex, religion, disability, or national origin.

Social and Economic Education for Development



KENTUCKY: BY THE NUMBERS ~ Poverty 1997 Update ~

Carroll County

Julie N. Zimmerman and Nicole Breazeale
Rural and Economic Development Programs, Rural Sociology



University of Kentucky, College of Agriculture

January, 2001

Each year, the Census Bureau releases poverty estimates for the nation as a whole and for each of the states. County level estimates, however, are produced less frequently. This data sheet compares the results from the 1990 Census with the most recent poverty estimates for counties in the United States. "Kentucky: By the Numbers" is available online at <http://www.ca.uky.edu/snarl>.

<u>Poverty</u>	<u>County</u>	<u>State</u>
Total Number of People in Poverty (1997)	1,624	624,219
Total Number of People in Poverty (1989)	2,008	681,827
<i>Percent Change in Total Number of People in Poverty (1989-1997)</i>	<i>-19.1%</i>	<i>-8.4%</i>
Total Poverty Rate (1997)	16.9	16.0
Total Poverty Rate (1989)	22.0	19.0
<u>Child Poverty</u>		
Number of Children in Poverty Ages 0-17 (1997)	629	229,043
Number of Children in Poverty Ages 0-17 (1989)	829	234,012
<i>Percent Change in Number of Children in Poverty Ages 0-17 (1989-1997)</i>	<i>-24.1%</i>	<i>-2.1%</i>
Child Poverty Rate Ages 0-17 (1997)	25.0	23.1
Child Poverty Rate Ages 0-17 (1989)	33.4	24.8
<u>Income</u>		
Median Household Income (1997)	\$29,535	\$31,730
Median Household Income (1989)	\$20,179	\$22,534
<i>Percent Change in Median Household Income (1989-1997)</i>	<i>46.4%</i>	<i>40.8%</i>

These data are from the U.S. Census Bureau and were downloaded from their website at
<http://www.census.gov/hhes/www/saife/stcty/estimate.html>

Additional information on county level poverty estimates is
available from the Kentucky State Data Center at
<http://cbpa.louisville.edu/ksdc/>

SEED (Social and Economic Education for Development) is a program of the Kentucky Cooperative Extension Service at the University of Kentucky. Faculty draw on the resources of the Social and Natural Resources Information Laboratory and professional contacts at the University of Kentucky, other agencies, and community programs throughout the country. For more information contact your local Cooperative Extension office or Dr. Richard C. Maurer, SEED, 500 Garrigus Building, University of Kentucky, Lexington, KY 40546 or call (606) 257-7582.

Educational programs of the Kentucky Cooperative Extension Service serves all people regardless of race, color, age, sex, religion, disability, or national origin.

Social and Economic Education for Development



KENTUCKY: BY THE NUMBERS ~ Poverty 1997 Update ~



Carter County

Julie N. Zimmerman and Nicole Breazeale
Rural and Economic Development Programs, Rural Sociology

University of Kentucky, College of Agriculture

January, 2001

Each year, the Census Bureau releases poverty estimates for the nation as a whole and for each of the states. County level estimates, however, are produced less frequently. This data sheet compares the results from the 1990 Census with the most recent poverty estimates for counties in the United States. "Kentucky: By the Numbers" is available online at <http://www.ca.uky.edu/snarl>.

<u>Poverty</u>	<u>County</u>	<u>State</u>
Total Number of People in Poverty (1997)	6,395	624,219
Total Number of People in Poverty (1989)	6,377	681,827
<i>Percent Change in Total Number of People in Poverty (1989-1997)</i>	<i>0.3%</i>	<i>-8.4%</i>
Total Poverty Rate (1997)	23.8	16.0
Total Poverty Rate (1989)	26.8	19.0
<u>Child Poverty</u>		
Number of Children in Poverty Ages 0-17 (1997)	2,428	229,043
Number of Children in Poverty Ages 0-17 (1989)	2,333	234,012
<i>Percent Change in Number of Children in Poverty Ages 0-17 (1989-1997)</i>	<i>4.1%</i>	<i>-2.1%</i>
Child Poverty Rate Ages 0-17 (1997)	34.6	23.1
Child Poverty Rate Ages 0-17 (1989)	36.3	24.8
<u>Income</u>		
Median Household Income (1997)	\$23,986	\$31,730
Median Household Income (1989)	\$17,083	\$22,534
<i>Percent Change in Median Household Income (1989-1997)</i>	<i>40.4%</i>	<i>40.8%</i>

These data are from the U.S. Census Bureau and were downloaded from their website at
<http://www.census.gov/hhes/www/saife/stcty/estimate.html>

Additional information on county level poverty estimates is
available from the Kentucky State Data Center at
<http://cbpa.louisville.edu/ksdc/>

SEED (Social and Economic Education for Development) is a program of the Kentucky Cooperative Extension Service at the University of Kentucky. Faculty draw on the resources of the Social and Natural Resources Information Laboratory and professional contacts at the University of Kentucky, other agencies, and community programs throughout the country. For more information contact your local Cooperative Extension office or Dr. Richard C. Maurer, SEED, 500 Garrigus Building, University of Kentucky, Lexington, KY 40546 or call (606) 257-7582.

Educational programs of the Kentucky Cooperative Extension Service serves all people regardless of race, color, age, sex, religion, disability, or national origin.

Social and Economic Education for Development



KENTUCKY: BY THE NUMBERS ~ Poverty 1997 Update ~

Casey County

Julie N. Zimmerman and Nicole Breazeale
Rural and Economic Development Programs, Rural Sociology



University of Kentucky, College of Agriculture

January, 2001

Each year, the Census Bureau releases poverty estimates for the nation as a whole and for each of the states. County level estimates, however, are produced less frequently. This data sheet compares the results from the 1990 Census with the most recent poverty estimates for counties in the United States. "Kentucky: By the Numbers" is available online at <http://www.ca.uky.edu/snarl>.

<u>Poverty</u>	<u>County</u>	<u>State</u>
Total Number of People in Poverty (1997)	3,287	624,219
Total Number of People in Poverty (1989)	4,140	681,827
<i>Percent Change in Total Number of People in Poverty (1989-1997)</i>	<i>-20.6%</i>	<i>-8.4%</i>
Total Poverty Rate (1997)	22.0	16.0
Total Poverty Rate (1989)	29.4	19.0
<u>Child Poverty</u>		
Number of Children in Poverty Ages 0-17 (1997)	1,218	229,043
Number of Children in Poverty Ages 0-17 (1989)	1,233	234,012
<i>Percent Change in Number of Children in Poverty Ages 0-17 (1989-1997)</i>	<i>-1.2%</i>	<i>-2.1%</i>
Child Poverty Rate Ages 0-17 (1997)	32.6	23.1
Child Poverty Rate Ages 0-17 (1989)	33.5	24.8
<u>Income</u>		
Median Household Income (1997)	\$22,182	\$31,730
Median Household Income (1989)	\$14,993	\$22,534
<i>Percent Change in Median Household Income (1989-1997)</i>	<i>47.9%</i>	<i>40.8%</i>

These data are from the U.S. Census Bureau and were downloaded from their website at
<http://www.census.gov/hhes/www/saife/stcty/estimate.html>

Additional information on county level poverty estimates is
available from the Kentucky State Data Center at
<http://cbpa.louisville.edu/ksdc/>

SEED (Social and Economic Education for Development) is a program of the Kentucky Cooperative Extension Service at the University of Kentucky. Faculty draw on the resources of the Social and Natural Resources Information Laboratory and professional contacts at the University of Kentucky, other agencies, and community programs throughout the country. For more information contact your local Cooperative Extension office or Dr. Richard C. Maurer, SEED, 500 Garrigus Building, University of Kentucky, Lexington, KY 40546 or call (606) 257-7582.

Educational programs of the Kentucky Cooperative Extension Service serves all people regardless of race, color, age, sex, religion, disability, or national origin.

Social and Economic Education for Development



KENTUCKY: BY THE NUMBERS
~ Poverty 1997 Update ~

Christian County

Julie N. Zimmerman and Nicole Breazeale
Rural and Economic Development Programs, Rural Sociology



University of Kentucky, College of Agriculture

January, 2001

Each year, the Census Bureau releases poverty estimates for the nation as a whole and for each of the states. County level estimates, however, are produced less frequently. This data sheet compares the results from the 1990 Census with the most recent poverty estimates for counties in the United States. "Kentucky: By the Numbers" is available online at <http://www.ca.uky.edu/snarl>.

<u>Poverty</u>	<u>County</u>	<u>State</u>
Total Number of People in Poverty (1997)	11,276	624,219
Total Number of People in Poverty (1989)	10,670	681,827
<i>Percent Change in Total Number of People in Poverty (1989-1997)</i>	<i>5.7%</i>	<i>-8.4%</i>
Total Poverty Rate (1997)	17.3	16.0
Total Poverty Rate (1989)	18.1	19.0
<u>Child Poverty</u>		
Number of Children in Poverty Ages 0-17 (1997)	4,737	229,043
Number of Children in Poverty Ages 0-17 (1989)	4,580	234,012
<i>Percent Change in Number of Children in Poverty Ages 0-17 (1989-1997)</i>	<i>3.4%</i>	<i>-2.1%</i>
Child Poverty Rate Ages 0-17 (1997)	24.7	23.1
Child Poverty Rate Ages 0-17 (1989)	25.6	24.8
<u>Income</u>		
Median Household Income (1997)	\$27,968	\$31,730
Median Household Income (1989)	\$21,032	\$22,534
<i>Percent Change in Median Household Income (1989-1997)</i>	<i>33.0%</i>	<i>40.8%</i>

These data are from the U.S. Census Bureau and were downloaded from their website at
<http://www.census.gov/hhes/www/saife/stcty/estimate.html>

Additional information on county level poverty estimates is
available from the Kentucky State Data Center at
<http://cbpa.louisville.edu/ksdc/>

SEED (Social and Economic Education for Development) is a program of the Kentucky Cooperative Extension Service at the University of Kentucky. Faculty draw on the resources of the Social and Natural Resources Information Laboratory and professional contacts at the University of Kentucky, other agencies, and community programs throughout the country. For more information contact your local Cooperative Extension office or Dr. Richard C. Maurer, SEED, 500 Garrigus Building, University of Kentucky, Lexington, KY 40546 or call (606) 257-7582.

Educational programs of the Kentucky Cooperative Extension Service serves all people regardless of race, color, age, sex, religion, disability, or national origin.


Social and Economic Education for Development



KENTUCKY: BY THE NUMBERS ~ Poverty 1997 Update ~

Clark County

Julie N. Zimmerman and Nicole Breazeale
Rural and Economic Development Programs, Rural Sociology



University of Kentucky, College of Agriculture

January, 2001

Each year, the Census Bureau releases poverty estimates for the nation as a whole and for each of the states. County level estimates, however, are produced less frequently. This data sheet compares the results from the 1990 Census with the most recent poverty estimates for counties in the United States. "Kentucky: By the Numbers" is available online at <http://www.ca.uky.edu/snarl>.

<u>Poverty</u>	<u>County</u>	<u>State</u>
Total Number of People in Poverty (1997)	4,373	624,219
Total Number of People in Poverty (1989)	5,142	681,827
<i>Percent Change in Total Number of People in Poverty (1989-1997)</i>	<i>-15.0%</i>	<i>-8.4%</i>
Total Poverty Rate (1997)	13.6	16.0
Total Poverty Rate (1989)	17.7	19.0
<u>Child Poverty</u>		
Number of Children in Poverty Ages 0-17 (1997)	1,626	229,043
Number of Children in Poverty Ages 0-17 (1989)	1,791	234,012
<i>Percent Change in Number of Children in Poverty Ages 0-17 (1989-1997)</i>	<i>-9.2%</i>	<i>-2.1%</i>
Child Poverty Rate Ages 0-17 (1997)	20.5	23.1
Child Poverty Rate Ages 0-17 (1989)	23.6	24.8
<u>Income</u>		
Median Household Income (1997)	\$35,343	\$31,730
Median Household Income (1989)	\$25,323	\$22,534
<i>Percent Change in Median Household Income (1989-1997)</i>	<i>39.6%</i>	<i>40.8%</i>

These data are from the U.S. Census Bureau and were downloaded from their website at
<http://www.census.gov/hhes/www/saife/stcty/estimate.html>

Additional information on county level poverty estimates is
available from the Kentucky State Data Center at
<http://cbpa.louisville.edu/ksdc/>

SEED (Social and Economic Education for Development) is a program of the Kentucky Cooperative Extension Service at the University of Kentucky. Faculty draw on the resources of the Social and Natural Resources Information Laboratory and professional contacts at the University of Kentucky, other agencies, and community programs throughout the country. For more information contact your local Cooperative Extension office or Dr. Richard C. Maurer, SEED, 500 Garrigus Building, University of Kentucky, Lexington, KY 40546 or call (606) 257-7582.

Educational programs of the Kentucky Cooperative Extension Service serves all people regardless of race, color, age, sex, religion, disability, or national origin.


Social and Economic Education for Development



KENTUCKY: BY THE NUMBERS ~ Poverty 1997 Update ~

Clay County

Julie N. Zimmerman and Nicole Breazeale
Rural and Economic Development Programs, Rural Sociology



University of Kentucky, College of Agriculture

January, 2001

Each year, the Census Bureau releases poverty estimates for the nation as a whole and for each of the states. County level estimates, however, are produced less frequently. This data sheet compares the results from the 1990 Census with the most recent poverty estimates for counties in the United States. "Kentucky: By the Numbers" is available online at <http://www.ca.uky.edu/snarl>.

<u>Poverty</u>	<u>County</u>	<u>State</u>
Total Number of People in Poverty (1997)	7,760	624,219
Total Number of People in Poverty (1989)	8,656	681,827
<i>Percent Change in Total Number of People in Poverty (1989-1997)</i>	<i>-10.4%</i>	<i>-8.4%</i>
Total Poverty Rate (1997)	33.7	16.0
Total Poverty Rate (1989)	40.2	19.0
<u>Child Poverty</u>		
Number of Children in Poverty Ages 0-17 (1997)	2,979	229,043
Number of Children in Poverty Ages 0-17 (1989)	3,122	234,012
<i>Percent Change in Number of Children in Poverty Ages 0-17 (1989-1997)</i>	<i>-4.6%</i>	<i>-2.1%</i>
Child Poverty Rate Ages 0-17 (1997)	43.8	23.1
Child Poverty Rate Ages 0-17 (1989)	47.7	24.8
<u>Income</u>		
Median Household Income (1997)	\$19,231	\$31,730
Median Household Income (1989)	\$12,732	\$22,534
<i>Percent Change in Median Household Income (1989-1997)</i>	<i>51.0%</i>	<i>40.8%</i>

These data are from the U.S. Census Bureau and were downloaded from their website at
<http://www.census.gov/hhes/www/saife/stcty/estimate.html>

Additional information on county level poverty estimates is
available from the Kentucky State Data Center at
<http://cbpa.louisville.edu/ksdc/>

SEED (Social and Economic Education for Development) is a program of the Kentucky Cooperative Extension Service at the University of Kentucky. Faculty draw on the resources of the Social and Natural Resources Information Laboratory and professional contacts at the University of Kentucky, other agencies, and community programs throughout the country. For more information contact your local Cooperative Extension office or Dr. Richard C. Maurer, SEED, 500 Garrigus Building, University of Kentucky, Lexington, KY 40546 or call (606) 257-7582.

Educational programs of the Kentucky Cooperative Extension Service serves all people regardless of race, color, age, sex, religion, disability, or national origin.

Social and Economic Education for Development



KENTUCKY: BY THE NUMBERS ~ Poverty 1997 Update ~

Clinton County

Julie N. Zimmerman and Nicole Breazeale
Rural and Economic Development Programs, Rural Sociology



University of Kentucky, College of Agriculture

January, 2001

Each year, the Census Bureau releases poverty estimates for the nation as a whole and for each of the states. County level estimates, however, are produced less frequently. This data sheet compares the results from the 1990 Census with the most recent poverty estimates for counties in the United States. "Kentucky: By the Numbers" is available online at <http://www.ca.uky.edu/snarl>.

<u>Poverty</u>	<u>County</u>	<u>State</u>
Total Number of People in Poverty (1997)	2,801	624,219
Total Number of People in Poverty (1989)	3,447	681,827
<i>Percent Change in Total Number of People in Poverty (1989-1997)</i>	<i>-18.7%</i>	<i>-8.4%</i>
Total Poverty Rate (1997)	29.7	16.0
Total Poverty Rate (1989)	38.1	19.0
<u>Child Poverty</u>		
Number of Children in Poverty Ages 0-17 (1997)	963	229,043
Number of Children in Poverty Ages 0-17 (1989)	1,031	234,012
<i>Percent Change in Number of Children in Poverty Ages 0-17 (1989-1997)</i>	<i>-6.6%</i>	<i>-2.1%</i>
Child Poverty Rate Ages 0-17 (1997)	42.5	23.1
Child Poverty Rate Ages 0-17 (1989)	45.1	24.8
<u>Income</u>		
Median Household Income (1997)	\$17,104	\$31,730
Median Household Income (1989)	\$11,348	\$22,534
<i>Percent Change in Median Household Income (1989-1997)</i>	<i>50.7%</i>	<i>40.8%</i>

These data are from the U.S. Census Bureau and were downloaded from their website at
<http://www.census.gov/hhes/www/saife/stcty/estimate.html>

Additional information on county level poverty estimates is
available from the Kentucky State Data Center at
<http://cbpa.louisville.edu/ksdc/>

SEED (Social and Economic Education for Development) is a program of the Kentucky Cooperative Extension Service at the University of Kentucky. Faculty draw on the resources of the Social and Natural Resources Information Laboratory and professional contacts at the University of Kentucky, other agencies, and community programs throughout the country. For more information contact your local Cooperative Extension office or Dr. Richard C. Maurer, SEED, 500 Garrigus Building, University of Kentucky, Lexington, KY 40546 or call (606) 257-7582.

Educational programs of the Kentucky Cooperative Extension Service serves all people regardless of race, color, age, sex, religion, disability, or national origin.


Social and Economic Education for Development



KENTUCKY: BY THE NUMBERS
~ Poverty 1997 Update ~

Crittenden County

Julie N. Zimmerman and Nicole Breazeale
Rural and Economic Development Programs, Rural Sociology



University of Kentucky, College of Agriculture

January, 2001

Each year, the Census Bureau releases poverty estimates for the nation as a whole and for each of the states. County level estimates, however, are produced less frequently. This data sheet compares the results from the 1990 Census with the most recent poverty estimates for counties in the United States. "Kentucky: By the Numbers" is available online at <http://www.ca.uky.edu/snarl>.

<u>Poverty</u>	<u>County</u>	<u>State</u>
Total Number of People in Poverty (1997)	1,653	624,219
Total Number of People in Poverty (1989)	1,686	681,827
<i>Percent Change in Total Number of People in Poverty (1989-1997)</i>	<i>-2.0%</i>	<i>-8.4%</i>
Total Poverty Rate (1997)	17.3	16.0
Total Poverty Rate (1989)	18.7	19.0
<u>Child Poverty</u>		
Number of Children in Poverty Ages 0-17 (1997)	603	229,043
Number of Children in Poverty Ages 0-17 (1989)	592	234,012
<i>Percent Change in Number of Children in Poverty Ages 0-17 (1989-1997)</i>	<i>1.9%</i>	<i>-2.1%</i>
Child Poverty Rate Ages 0-17 (1997)	25.8	23.1
Child Poverty Rate Ages 0-17 (1989)	25.8	24.8
<u>Income</u>		
Median Household Income (1997)	\$28,185	\$31,730
Median Household Income (1989)	\$18,566	\$22,534
<i>Percent Change in Median Household Income (1989-1997)</i>	<i>51.8%</i>	<i>40.8%</i>

These data are from the U.S. Census Bureau and were downloaded from their website at
<http://www.census.gov/hhes/www/saife/stcty/estimate.html>

Additional information on county level poverty estimates is
available from the Kentucky State Data Center at
<http://cbpa.louisville.edu/ksdc/>

SEED (Social and Economic Education for Development) is a program of the Kentucky Cooperative Extension Service at the University of Kentucky. Faculty draw on the resources of the Social and Natural Resources Information Laboratory and professional contacts at the University of Kentucky, other agencies, and community programs throughout the country. For more information contact your local Cooperative Extension office or Dr. Richard C. Maurer, SEED, 500 Garrigus Building, University of Kentucky, Lexington, KY 40546 or call (606) 257-7582.

Educational programs of the Kentucky Cooperative Extension Service serves all people regardless of race, color, age, sex, religion, disability, or national origin.

Social and Economic Education for Development



KENTUCKY: BY THE NUMBERS ~ Poverty 1997 Update ~



Cumberland County

Julie N. Zimmerman and Nicole Breazeale
Rural and Economic Development Programs, Rural Sociology

University of Kentucky, College of Agriculture

January, 2001

Each year, the Census Bureau releases poverty estimates for the nation as a whole and for each of the states. County level estimates, however, are produced less frequently. This data sheet compares the results from the 1990 Census with the most recent poverty estimates for counties in the United States. "Kentucky: By the Numbers" is available online at <http://www.ca.uky.edu/snarl>.

<u>Poverty</u>	<u>County</u>	<u>State</u>
Total Number of People in Poverty (1997)	1,849	624,219
Total Number of People in Poverty (1989)	2,112	681,827
<i>Percent Change in Total Number of People in Poverty (1989-1997)</i>	<i>-12.5%</i>	<i>-8.4%</i>
Total Poverty Rate (1997)	26.9	16.0
Total Poverty Rate (1989)	31.6	19.0
<u>Child Poverty</u>		
Number of Children in Poverty Ages 0-17 (1997)	636	229,043
Number of Children in Poverty Ages 0-17 (1989)	603	234,012
<i>Percent Change in Number of Children in Poverty Ages 0-17 (1989-1997)</i>	<i>5.5%</i>	<i>-2.1%</i>
Child Poverty Rate Ages 0-17 (1997)	40.4	23.1
Child Poverty Rate Ages 0-17 (1989)	37.1	24.8
<u>Income</u>		
Median Household Income (1997)	\$18,217	\$31,730
Median Household Income (1989)	\$12,989	\$22,534
<i>Percent Change in Median Household Income (1989-1997)</i>	<i>40.2%</i>	<i>40.8%</i>

These data are from the U.S. Census Bureau and were downloaded from their website at
<http://www.census.gov/hhes/www/saife/stcty/estimate.html>

Additional information on county level poverty estimates is
available from the Kentucky State Data Center at
<http://cbpa.louisville.edu/ksdc/>

SEED (Social and Economic Education for Development) is a program of the Kentucky Cooperative Extension Service at the University of Kentucky. Faculty draw on the resources of the Social and Natural Resources Information Laboratory and professional contacts at the University of Kentucky, other agencies, and community programs throughout the country. For more information contact your local Cooperative Extension office or Dr. Richard C. Maurer, SEED, 500 Garrigus Building, University of Kentucky, Lexington, KY 40546 or call (606) 257-7582.

Educational programs of the Kentucky Cooperative Extension Service serves all people regardless of race, color, age, sex, religion, disability, or national origin.

