


Social and Economic Education for Development



**Kentucky: By the Numbers**  
**~ Poverty Update ~**  
**Muhlenberg County**



Julie N. Zimmerman, Lori Garkovich, and Scott Samson  
Rural and Economic Development Programs, Rural Sociology

University of Kentucky, College of Agriculture

September, 1999

With the success of the county profiles used in the series "Welfare Reform: By the Numbers," we decided to provide updates through a new series called "Kentucky: By the Numbers." These updates will be provided on an occasional basis as new data become available. Copies are also available online the Social, Natural and Agricultural Resources Information Laboratory at <http://snril.ca.uky.edu>.

	<u>County</u>	<u>State</u>
Total Number of People in Poverty (1995)	6,248	689,138
Total Poverty Rate (1995)	19.6	17.9
Number of Children in Poverty Ages 0-17 (1995)	2,208	255,550
Child Poverty Rate Ages 0-17 (1995)	27.9	26.0
Median Household Income (1995)	\$24,158	\$28,929

These data are from the U.S. Census Bureau and were downloaded from the  
Kentucky Population Research website at  
<http://cbpa.louisville.edu/ksdc/>

Additional information on county level poverty estimates are available from the Census Bureau at  
<http://www.census.gov/hhes/www/saipe/estimatetoc.html>

**SEED (Social and Economic Education for Development)** is a program of the Kentucky Cooperative Extension Service at the University of Kentucky. Faculty draw on the resources of the Social and Natural Resources Information Laboratory and professional contacts at the University of Kentucky, other agencies, and community programs throughout the country. For more information contact your local Cooperative Extension office or Dr. Richard C. Maurer, SEED, 500 Garrigus Building, University of Kentucky, Lexington, KY 40546 or call (606) 257-7582.

*Educational programs of the Kentucky Cooperative Extension Service serves all people regardless of race, color, age, sex, religion, disability, or national origin.*


Social and Economic Education for Development



**Kentucky: By the Numbers**

**~ Poverty Update ~**

**Nelson County**



Julie N. Zimmerman, Lori Garkovich, and Scott Samson  
Rural and Economic Development Programs, Rural Sociology

University of Kentucky, College of Agriculture

September, 1999

With the success of the county profiles used in the series "Welfare Reform: By the Numbers," we decided to provide updates through a new series called "Kentucky: By the Numbers." These updates will be provided on an occasional basis as new data become available. Copies are also available online the Social, Natural and Agricultural Resources Information Laboratory at <http://snril.ca.uky.edu>.

	<u>County</u>	<u>State</u>
Total Number of People in Poverty (1995)	4,545	689,138
Total Poverty Rate (1995)	13.2	17.9
Number of Children in Poverty Ages 0-17 (1995)	1,703	255,550
Child Poverty Rate Ages 0-17 (1995)	17.5	26.0
Median Household Income (1995)	\$33,745	\$28,929

These data are from the U.S. Census Bureau and were downloaded from the  
Kentucky Population Research website at  
<http://cbpa.louisville.edu/ksdc/>

Additional information on county level poverty estimates are available from the Census Bureau at  
<http://www.census.gov/hhes/www/saipe/estimatetoc.html>

**SEED (Social and Economic Education for Development)** is a program of the Kentucky Cooperative Extension Service at the University of Kentucky. Faculty draw on the resources of the Social and Natural Resources Information Laboratory and professional contacts at the University of Kentucky, other agencies, and community programs throughout the country. For more information contact your local Cooperative Extension office or Dr. Richard C. Maurer, SEED, 500 Garrigus Building, University of Kentucky, Lexington, KY 40546 or call (606) 257-7582.

*Educational programs of the Kentucky Cooperative Extension Service serves all people regardless of race, color, age, sex, religion, disability, or national origin.*


Social and Economic Education for Development



**Kentucky: By the Numbers**

**~ Poverty Update ~**

**Nicholas County**



Julie N. Zimmerman, Lori Garkovich, and Scott Samson  
Rural and Economic Development Programs, Rural Sociology

University of Kentucky, College of Agriculture

September, 1999

With the success of the county profiles used in the series "Welfare Reform: By the Numbers," we decided to provide updates through a new series called "Kentucky: By the Numbers." These updates will be provided on an occasional basis as new data become available. Copies are also available online the Social, Natural and Agricultural Resources Information Laboratory at <http://snril.ca.uky.edu>.

	<u>County</u>	<u>State</u>
Total Number of People in Poverty (1995)	1,548	689,138
Total Poverty Rate (1995)	22.1	17.9
Number of Children in Poverty Ages 0-17 (1995)	553	255,550
Child Poverty Rate Ages 0-17 (1995)	32.7	26.0
Median Household Income (1995)	\$22,897	\$28,929

These data are from the U.S. Census Bureau and were downloaded from the  
Kentucky Population Research website at  
<http://cbpa.louisville.edu/ksdc/>

Additional information on county level poverty estimates are available from the Census Bureau at  
<http://www.census.gov/hhes/www/saipe/estimatetoc.html>

**SEED (Social and Economic Education for Development)** is a program of the Kentucky Cooperative Extension Service at the University of Kentucky. Faculty draw on the resources of the Social and Natural Resources Information Laboratory and professional contacts at the University of Kentucky, other agencies, and community programs throughout the country. For more information contact your local Cooperative Extension office or Dr. Richard C. Maurer, SEED, 500 Garrigus Building, University of Kentucky, Lexington, KY 40546 or call (606) 257-7582.

*Educational programs of the Kentucky Cooperative Extension Service serves all people regardless of race, color, age, sex, religion, disability, or national origin.*


Social and Economic Education for Development



**Kentucky: By the Numbers**

**~ Poverty Update ~**

**Ohio County**



Julie N. Zimmerman, Lori Garkovich, and Scott Samson  
Rural and Economic Development Programs, Rural Sociology

University of Kentucky, College of Agriculture

September, 1999

With the success of the county profiles used in the series "Welfare Reform: By the Numbers," we decided to provide updates through a new series called "Kentucky: By the Numbers." These updates will be provided on an occasional basis as new data become available. Copies are also available online the Social, Natural and Agricultural Resources Information Laboratory at <http://snril.ca.uky.edu>.

	<u>County</u>	<u>State</u>
Total Number of People in Poverty (1995)	4,820	689,138
Total Poverty Rate (1995)	22.1	17.9
Number of Children in Poverty Ages 0-17 (1995)	1,751	255,550
Child Poverty Rate Ages 0-17 (1995)	30.4	26.0
Median Household Income (1995)	\$24,047	\$28,929

These data are from the U.S. Census Bureau and were downloaded from the  
Kentucky Population Research website at  
<http://cbpa.louisville.edu/ksdc/>

Additional information on county level poverty estimates are available from the Census Bureau at  
<http://www.census.gov/hhes/www/saipe/estimatetoc.html>

**SEED (Social and Economic Education for Development)** is a program of the Kentucky Cooperative Extension Service at the University of Kentucky. Faculty draw on the resources of the Social and Natural Resources Information Laboratory and professional contacts at the University of Kentucky, other agencies, and community programs throughout the country. For more information contact your local Cooperative Extension office or Dr. Richard C. Maurer, SEED, 500 Garrigus Building, University of Kentucky, Lexington, KY 40546 or call (606) 257-7582.

*Educational programs of the Kentucky Cooperative Extension Service serves all people regardless of race, color, age, sex, religion, disability, or national origin.*


Social and Economic Education for Development



**Kentucky: By the Numbers**

**~ Poverty Update ~**

**Oldham County**



Julie N. Zimmerman, Lori Garkovich, and Scott Samson  
Rural and Economic Development Programs, Rural Sociology

University of Kentucky, College of Agriculture

September, 1999

With the success of the county profiles used in the series "Welfare Reform: By the Numbers," we decided to provide updates through a new series called "Kentucky: By the Numbers." These updates will be provided on an occasional basis as new data become available. Copies are also available online the Social, Natural and Agricultural Resources Information Laboratory at <http://snril.ca.uky.edu>.

	<u>County</u>	<u>State</u>
Total Number of People in Poverty (1995)	2,407	689,138
Total Poverty Rate (1995)	5.9	17.9
Number of Children in Poverty Ages 0-17 (1995)	878	255,550
Child Poverty Rate Ages 0-17 (1995)	7.5	26.0
Median Household Income (1995)	\$52,475	\$28,929

These data are from the U.S. Census Bureau and were downloaded from the  
Kentucky Population Research website at  
<http://cbpa.louisville.edu/ksdc/>

Additional information on county level poverty estimates are available from the Census Bureau at  
<http://www.census.gov/hhes/www/saipe/estimatetoc.html>

**SEED (Social and Economic Education for Development)** is a program of the Kentucky Cooperative Extension Service at the University of Kentucky. Faculty draw on the resources of the Social and Natural Resources Information Laboratory and professional contacts at the University of Kentucky, other agencies, and community programs throughout the country. For more information contact your local Cooperative Extension office or Dr. Richard C. Maurer, SEED, 500 Garrigus Building, University of Kentucky, Lexington, KY 40546 or call (606) 257-7582.

*Educational programs of the Kentucky Cooperative Extension Service serves all people regardless of race, color, age, sex, religion, disability, or national origin.*


Social and Economic Education for Development



**Kentucky: By the Numbers**

**~ Poverty Update ~**

**Owen County**



Julie N. Zimmerman, Lori Garkovich, and Scott Samson  
Rural and Economic Development Programs, Rural Sociology

University of Kentucky, College of Agriculture

September, 1999

With the success of the county profiles used in the series "Welfare Reform: By the Numbers," we decided to provide updates through a new series called "Kentucky: By the Numbers." These updates will be provided on an occasional basis as new data become available. Copies are also available online the Social, Natural and Agricultural Resources Information Laboratory at <http://snril.ca.uky.edu>.

	<u>County</u>	<u>State</u>
Total Number of People in Poverty (1995)	1,878	689,138
Total Poverty Rate (1995)	19	17.9
Number of Children in Poverty Ages 0-17 (1995)	681	255,550
Child Poverty Rate Ages 0-17 (1995)	26.8	26.0
Median Household Income (1995)	\$27,838	\$28,929

These data are from the U.S. Census Bureau and were downloaded from the  
Kentucky Population Research website at  
<http://cbpa.louisville.edu/ksdc/>

Additional information on county level poverty estimates are available from the Census Bureau at  
<http://www.census.gov/hhes/www/saipe/estimatetoc.html>

**SEED (Social and Economic Education for Development)** is a program of the Kentucky Cooperative Extension Service at the University of Kentucky. Faculty draw on the resources of the Social and Natural Resources Information Laboratory and professional contacts at the University of Kentucky, other agencies, and community programs throughout the country. For more information contact your local Cooperative Extension office or Dr. Richard C. Maurer, SEED, 500 Garrigus Building, University of Kentucky, Lexington, KY 40546 or call (606) 257-7582.

*Educational programs of the Kentucky Cooperative Extension Service serves all people regardless of race, color, age, sex, religion, disability, or national origin.*


Social and Economic Education for Development



**Kentucky: By the Numbers**

**~ Poverty Update ~**

**Owsley County**



Julie N. Zimmerman, Lori Garkovich, and Scott Samson  
Rural and Economic Development Programs, Rural Sociology

University of Kentucky, College of Agriculture

September, 1999

With the success of the county profiles used in the series "Welfare Reform: By the Numbers," we decided to provide updates through a new series called "Kentucky: By the Numbers." These updates will be provided on an occasional basis as new data become available. Copies are also available online the Social, Natural and Agricultural Resources Information Laboratory at <http://snril.ca.uky.edu>.

	<u>County</u>	<u>State</u>
Total Number of People in Poverty (1995)	2,537	689,138
Total Poverty Rate (1995)	46.6	17.9
Number of Children in Poverty Ages 0-17 (1995)	933	255,550
Child Poverty Rate Ages 0-17 (1995)	65.4	26.0
Median Household Income (1995)	\$14,393	\$28,929

These data are from the U.S. Census Bureau and were downloaded from the  
Kentucky Population Research website at  
<http://cbpa.louisville.edu/ksdc/>

Additional information on county level poverty estimates are available from the Census Bureau at  
<http://www.census.gov/hhes/www/saipe/estimatetoc.html>


**SEED (Social and Economic Education for Development)** is a program of the Kentucky Cooperative Extension Service at the University of Kentucky. Faculty draw on the resources of the Social and Natural Resources Information Laboratory and professional contacts at the University of Kentucky, other agencies, and community programs throughout the country. For more information contact your local Cooperative Extension office or Dr. Richard C. Maurer, SEED, 500 Garrigus Building, University of Kentucky, Lexington, KY 40546 or call (606) 257-7582.

*Educational programs of the Kentucky Cooperative Extension Service serves all people regardless of race, color, age, sex, religion, disability, or national origin.*

Social and Economic Education for Development



**Kentucky: By the Numbers**  
**~ Poverty Update ~**  
**Pendleton County**



Julie N. Zimmerman, Lori Garkovich, and Scott Samson  
Rural and Economic Development Programs, Rural Sociology

University of Kentucky, College of Agriculture

September, 1999

With the success of the county profiles used in the series "Welfare Reform: By the Numbers," we decided to provide updates through a new series called "Kentucky: By the Numbers." These updates will be provided on an occasional basis as new data become available. Copies are also available online the Social, Natural and Agricultural Resources Information Laboratory at <http://snril.ca.uky.edu>.

	<u>County</u>	<u>State</u>
Total Number of People in Poverty (1995)	2,136	689,138
Total Poverty Rate (1995)	15.5	17.9
Number of Children in Poverty Ages 0-17 (1995)	860	255,550
Child Poverty Rate Ages 0-17 (1995)	22.2	26.0
Median Household Income (1995)	\$30,968	\$28,929

These data are from the U.S. Census Bureau and were downloaded from the  
Kentucky Population Research website at  
<http://cbpa.louisville.edu/ksdc/>

Additional information on county level poverty estimates are available from the Census Bureau at  
<http://www.census.gov/hhes/www/saipe/estimatetoc.html>

**SEED (Social and Economic Education for Development)** is a program of the Kentucky Cooperative Extension Service at the University of Kentucky. Faculty draw on the resources of the Social and Natural Resources Information Laboratory and professional contacts at the University of Kentucky, other agencies, and community programs throughout the country. For more information contact your local Cooperative Extension office or Dr. Richard C. Maurer, SEED, 500 Garrigus Building, University of Kentucky, Lexington, KY 40546 or call (606) 257-7582.

*Educational programs of the Kentucky Cooperative Extension Service serves all people regardless of race, color, age, sex, religion, disability, or national origin.*



Social and Economic Education for Development



**Kentucky: By the Numbers**

**~ Poverty Update ~**

**Perry County**



Julie N. Zimmerman, Lori Garkovich, and Scott Samson  
Rural and Economic Development Programs, Rural Sociology

University of Kentucky, College of Agriculture

September, 1999

With the success of the county profiles used in the series "Welfare Reform: By the Numbers," we decided to provide updates through a new series called "Kentucky: By the Numbers." These updates will be provided on an occasional basis as new data become available. Copies are also available online the Social, Natural and Agricultural Resources Information Laboratory at <http://snril.ca.uky.edu>.

	<u>County</u>	<u>State</u>
Total Number of People in Poverty (1995)	9,521	689,138
Total Poverty Rate (1995)	30.4	17.9
Number of Children in Poverty Ages 0-17 (1995)	3,667	255,550
Child Poverty Rate Ages 0-17 (1995)	42.2	26.0
Median Household Income (1995)	\$22,808	\$28,929

These data are from the U.S. Census Bureau and were downloaded from the  
Kentucky Population Research website at  
<http://cbpa.louisville.edu/ksdc/>

Additional information on county level poverty estimates are available from the Census Bureau at  
<http://www.census.gov/hhes/www/saipe/estimatetoc.html>

**SEED (Social and Economic Education for Development)** is a program of the Kentucky Cooperative Extension Service at the University of Kentucky. Faculty draw on the resources of the Social and Natural Resources Information Laboratory and professional contacts at the University of Kentucky, other agencies, and community programs throughout the country. For more information contact your local Cooperative Extension office or Dr. Richard C. Maurer, SEED, 500 Garrigus Building, University of Kentucky, Lexington, KY 40546 or call (606) 257-7582.

*Educational programs of the Kentucky Cooperative Extension Service serves all people regardless of race, color, age, sex, religion, disability, or national origin.*


Social and Economic Education for Development



**Kentucky: By the Numbers**

**~ Poverty Update ~**

**Pike County**



Julie N. Zimmerman, Lori Garkovich, and Scott Samson  
Rural and Economic Development Programs, Rural Sociology

University of Kentucky, College of Agriculture

September, 1999

With the success of the county profiles used in the series "Welfare Reform: By the Numbers," we decided to provide updates through a new series called "Kentucky: By the Numbers." These updates will be provided on an occasional basis as new data become available. Copies are also available online the Social, Natural and Agricultural Resources Information Laboratory at <http://snril.ca.uky.edu>.

	<u>County</u>	<u>State</u>
Total Number of People in Poverty (1995)	18,066	689,138
Total Poverty Rate (1995)	24.5	17.9
Number of Children in Poverty Ages 0-17 (1995)	6,843	255,550
Child Poverty Rate Ages 0-17 (1995)	34.2	26.0
Median Household Income (1995)	\$24,430	\$28,929

These data are from the U.S. Census Bureau and were downloaded from the  
Kentucky Population Research website at  
<http://cbpa.louisville.edu/ksdc/>

Additional information on county level poverty estimates are available from the Census Bureau at  
<http://www.census.gov/hhes/www/saipe/estimatetoc.html>

**SEED (Social and Economic Education for Development)** is a program of the Kentucky Cooperative Extension Service at the University of Kentucky. Faculty draw on the resources of the Social and Natural Resources Information Laboratory and professional contacts at the University of Kentucky, other agencies, and community programs throughout the country. For more information contact your local Cooperative Extension office or Dr. Richard C. Maurer, SEED, 500 Garrigus Building, University of Kentucky, Lexington, KY 40546 or call (606) 257-7582.

*Educational programs of the Kentucky Cooperative Extension Service serves all people regardless of race, color, age, sex, religion, disability, or national origin.*


Social and Economic Education for Development



**Kentucky: By the Numbers**

**~ Poverty Update ~**

**Powell County**



Julie N. Zimmerman, Lori Garkovich, and Scott Samson  
Rural and Economic Development Programs, Rural Sociology

University of Kentucky, College of Agriculture

September, 1999

With the success of the county profiles used in the series "Welfare Reform: By the Numbers," we decided to provide updates through a new series called "Kentucky: By the Numbers." These updates will be provided on an occasional basis as new data become available. Copies are also available online the Social, Natural and Agricultural Resources Information Laboratory at <http://snril.ca.uky.edu>.

	<u>County</u>	<u>State</u>
Total Number of People in Poverty (1995)	3,145	689,138
Total Poverty Rate (1995)	25.1	17.9
Number of Children in Poverty Ages 0-17 (1995)	1,246	255,550
Child Poverty Rate Ages 0-17 (1995)	34.5	26.0
Median Household Income (1995)	\$23,088	\$28,929

These data are from the U.S. Census Bureau and were downloaded from the  
Kentucky Population Research website at  
<http://cbpa.louisville.edu/ksdc/>

Additional information on county level poverty estimates are available from the Census Bureau at  
<http://www.census.gov/hhes/www/saipe/estimatetoc.html>

**SEED (Social and Economic Education for Development)** is a program of the Kentucky Cooperative Extension Service at the University of Kentucky. Faculty draw on the resources of the Social and Natural Resources Information Laboratory and professional contacts at the University of Kentucky, other agencies, and community programs throughout the country. For more information contact your local Cooperative Extension office or Dr. Richard C. Maurer, SEED, 500 Garrigus Building, University of Kentucky, Lexington, KY 40546 or call (606) 257-7582.

*Educational programs of the Kentucky Cooperative Extension Service serves all people regardless of race, color, age, sex, religion, disability, or national origin.*


Social and Economic Education for Development



**Kentucky: By the Numbers**

**~ Poverty Update ~**

**Pulaski County**



Julie N. Zimmerman, Lori Garkovich, and Scott Samson  
Rural and Economic Development Programs, Rural Sociology

University of Kentucky, College of Agriculture

September, 1999

With the success of the county profiles used in the series "Welfare Reform: By the Numbers," we decided to provide updates through a new series called "Kentucky: By the Numbers." These updates will be provided on an occasional basis as new data become available. Copies are also available online the Social, Natural and Agricultural Resources Information Laboratory at <http://snril.ca.uky.edu>.

	<u>County</u>	<u>State</u>
Total Number of People in Poverty (1995)	11,606	689,138
Total Poverty Rate (1995)	21.2	17.9
Number of Children in Poverty Ages 0-17 (1995)	3,992	255,550
Child Poverty Rate Ages 0-17 (1995)	30.4	26.0
Median Household Income (1995)	\$24,225	\$28,929

These data are from the U.S. Census Bureau and were downloaded from the  
Kentucky Population Research website at  
<http://cbpa.louisville.edu/ksdc/>

Additional information on county level poverty estimates are available from the Census Bureau at  
<http://www.census.gov/hhes/www/saipe/estimatetoc.html>


**SEED (Social and Economic Education for Development)** is a program of the Kentucky Cooperative Extension Service at the University of Kentucky. Faculty draw on the resources of the Social and Natural Resources Information Laboratory and professional contacts at the University of Kentucky, other agencies, and community programs throughout the country. For more information contact your local Cooperative Extension office or Dr. Richard C. Maurer, SEED, 500 Garrigus Building, University of Kentucky, Lexington, KY 40546 or call (606) 257-7582.

*Educational programs of the Kentucky Cooperative Extension Service serves all people regardless of race, color, age, sex, religion, disability, or national origin.*

Social and Economic Education for Development



**Kentucky: By the Numbers**  
**~ Poverty Update ~**  
**Robertson County**



Julie N. Zimmerman, Lori Garkovich, and Scott Samson  
Rural and Economic Development Programs, Rural Sociology

University of Kentucky, College of Agriculture

September, 1999

With the success of the county profiles used in the series "Welfare Reform: By the Numbers," we decided to provide updates through a new series called "Kentucky: By the Numbers." These updates will be provided on an occasional basis as new data become available. Copies are also available online the Social, Natural and Agricultural Resources Information Laboratory at <http://snril.ca.uky.edu>.

	<u>County</u>	<u>State</u>
Total Number of People in Poverty (1995)	442	689,138
Total Poverty Rate (1995)	20.1	17.9
Number of Children in Poverty Ages 0-17 (1995)	141	255,550
Child Poverty Rate Ages 0-17 (1995)	28.3	26.0
Median Household Income (1995)	\$25,306	\$28,929

These data are from the U.S. Census Bureau and were downloaded from the  
Kentucky Population Research website at  
<http://cbpa.louisville.edu/ksdc/>

Additional information on county level poverty estimates are available from the Census Bureau at  
<http://www.census.gov/hhes/www/saipe/estimatetoc.html>


**SEED (Social and Economic Education for Development)** is a program of the Kentucky Cooperative Extension Service at the University of Kentucky. Faculty draw on the resources of the Social and Natural Resources Information Laboratory and professional contacts at the University of Kentucky, other agencies, and community programs throughout the country. For more information contact your local Cooperative Extension office or Dr. Richard C. Maurer, SEED, 500 Garrigus Building, University of Kentucky, Lexington, KY 40546 or call (606) 257-7582.

*Educational programs of the Kentucky Cooperative Extension Service serves all people regardless of race, color, age, sex, religion, disability, or national origin.*

Social and Economic Education for Development



**Kentucky: By the Numbers**  
**~ Poverty Update ~**  
**Rockcastle County**



Julie N. Zimmerman, Lori Garkovich, and Scott Samson  
Rural and Economic Development Programs, Rural Sociology

University of Kentucky, College of Agriculture

September, 1999

With the success of the county profiles used in the series "Welfare Reform: By the Numbers," we decided to provide updates through a new series called "Kentucky: By the Numbers." These updates will be provided on an occasional basis as new data become available. Copies are also available online the Social, Natural and Agricultural Resources Information Laboratory at <http://snril.ca.uky.edu>.

	<u>County</u>	<u>State</u>
Total Number of People in Poverty (1995)	4,275	689,138
Total Poverty Rate (1995)	27.2	17.9
Number of Children in Poverty Ages 0-17 (1995)	1,568	255,550
Child Poverty Rate Ages 0-17 (1995)	38.5	26.0
Median Household Income (1995)	\$21,156	\$28,929

These data are from the U.S. Census Bureau and were downloaded from the  
Kentucky Population Research website at  
<http://cbpa.louisville.edu/ksdc/>

Additional information on county level poverty estimates are available from the Census Bureau at  
<http://www.census.gov/hhes/www/saipe/estimatetoc.html>

**SEED (Social and Economic Education for Development)** is a program of the Kentucky Cooperative Extension Service at the University of Kentucky. Faculty draw on the resources of the Social and Natural Resources Information Laboratory and professional contacts at the University of Kentucky, other agencies, and community programs throughout the country. For more information contact your local Cooperative Extension office or Dr. Richard C. Maurer, SEED, 500 Garrigus Building, University of Kentucky, Lexington, KY 40546 or call (606) 257-7582.

*Educational programs of the Kentucky Cooperative Extension Service serves all people regardless of race, color, age, sex, religion, disability, or national origin.*


Social and Economic Education for Development



**Kentucky: By the Numbers**

**~ Poverty Update ~**

**Rowan County**



Julie N. Zimmerman, Lori Garkovich, and Scott Samson  
Rural and Economic Development Programs, Rural Sociology

University of Kentucky, College of Agriculture

September, 1999

With the success of the county profiles used in the series "Welfare Reform: By the Numbers," we decided to provide updates through a new series called "Kentucky: By the Numbers." These updates will be provided on an occasional basis as new data become available. Copies are also available online the Social, Natural and Agricultural Resources Information Laboratory at <http://snril.ca.uky.edu>.

	<u>County</u>	<u>State</u>
Total Number of People in Poverty (1995)	4,763	689,138
Total Poverty Rate (1995)	25.8	17.9
Number of Children in Poverty Ages 0-17 (1995)	1,423	255,550
Child Poverty Rate Ages 0-17 (1995)	32.3	26.0
Median Household Income (1995)	\$23,309	\$28,929

These data are from the U.S. Census Bureau and were downloaded from the  
Kentucky Population Research website at  
<http://cbpa.louisville.edu/ksdc/>

Additional information on county level poverty estimates are available from the Census Bureau at  
<http://www.census.gov/hhes/www/saipe/estimatetoc.html>

**SEED (Social and Economic Education for Development)** is a program of the Kentucky Cooperative Extension Service at the University of Kentucky. Faculty draw on the resources of the Social and Natural Resources Information Laboratory and professional contacts at the University of Kentucky, other agencies, and community programs throughout the country. For more information contact your local Cooperative Extension office or Dr. Richard C. Maurer, SEED, 500 Garrigus Building, University of Kentucky, Lexington, KY 40546 or call (606) 257-7582.

*Educational programs of the Kentucky Cooperative Extension Service serves all people regardless of race, color, age, sex, religion, disability, or national origin.*


Social and Economic Education for Development



**Kentucky: By the Numbers**

**~ Poverty Update ~**

**Russell County**



Julie N. Zimmerman, Lori Garkovich, and Scott Samson  
Rural and Economic Development Programs, Rural Sociology

University of Kentucky, College of Agriculture

September, 1999

With the success of the county profiles used in the series "Welfare Reform: By the Numbers," we decided to provide updates through a new series called "Kentucky: By the Numbers." These updates will be provided on an occasional basis as new data become available. Copies are also available online the Social, Natural and Agricultural Resources Information Laboratory at <http://snril.ca.uky.edu>.

	<u>County</u>	<u>State</u>
Total Number of People in Poverty (1995)	3,815	689,138
Total Poverty Rate (1995)	23.3	17.9
Number of Children in Poverty Ages 0-17 (1995)	1,230	255,550
Child Poverty Rate Ages 0-17 (1995)	32.8	26.0
Median Household Income (1995)	\$21,722	\$28,929

These data are from the U.S. Census Bureau and were downloaded from the  
Kentucky Population Research website at  
<http://cbpa.louisville.edu/ksdc/>

Additional information on county level poverty estimates are available from the Census Bureau at  
<http://www.census.gov/hhes/www/saipe/estimatetoc.html>

**SEED (Social and Economic Education for Development)** is a program of the Kentucky Cooperative Extension Service at the University of Kentucky. Faculty draw on the resources of the Social and Natural Resources Information Laboratory and professional contacts at the University of Kentucky, other agencies, and community programs throughout the country. For more information contact your local Cooperative Extension office or Dr. Richard C. Maurer, SEED, 500 Garrigus Building, University of Kentucky, Lexington, KY 40546 or call (606) 257-7582.

*Educational programs of the Kentucky Cooperative Extension Service serves all people regardless of race, color, age, sex, religion, disability, or national origin.*




Social and Economic Education for Development



**Kentucky: By the Numbers**

**~ Poverty Update ~**

**Scott County**



Julie N. Zimmerman, Lori Garkovich, and Scott Samson  
Rural and Economic Development Programs, Rural Sociology

University of Kentucky, College of Agriculture

September, 1999

With the success of the county profiles used in the series "Welfare Reform: By the Numbers," we decided to provide updates through a new series called "Kentucky: By the Numbers." These updates will be provided on an occasional basis as new data become available. Copies are also available online the Social, Natural and Agricultural Resources Information Laboratory at <http://snril.ca.uky.edu>.

	<u>County</u>	<u>State</u>
Total Number of People in Poverty (1995)	3,754	689,138
Total Poverty Rate (1995)	13.4	17.9
Number of Children in Poverty Ages 0-17 (1995)	1,474	255,550
Child Poverty Rate Ages 0-17 (1995)	19.6	26.0
Median Household Income (1995)	\$38,119	\$28,929

These data are from the U.S. Census Bureau and were downloaded from the  
Kentucky Population Research website at  
<http://cbpa.louisville.edu/ksdc/>

Additional information on county level poverty estimates are available from the Census Bureau at  
<http://www.census.gov/hhes/www/saipe/estimatetoc.html>

**SEED (Social and Economic Education for Development)** is a program of the Kentucky Cooperative Extension Service at the University of Kentucky. Faculty draw on the resources of the Social and Natural Resources Information Laboratory and professional contacts at the University of Kentucky, other agencies, and community programs throughout the country. For more information contact your local Cooperative Extension office or Dr. Richard C. Maurer, SEED, 500 Garrigus Building, University of Kentucky, Lexington, KY 40546 or call (606) 257-7582.

*Educational programs of the Kentucky Cooperative Extension Service serves all people regardless of race, color, age, sex, religion, disability, or national origin.*


Social and Economic Education for Development



**Kentucky: By the Numbers**

**~ Poverty Update ~**

**Shelby County**



Julie N. Zimmerman, Lori Garkovich, and Scott Samson  
Rural and Economic Development Programs, Rural Sociology

University of Kentucky, College of Agriculture

September, 1999

With the success of the county profiles used in the series "Welfare Reform: By the Numbers," we decided to provide updates through a new series called "Kentucky: By the Numbers." These updates will be provided on an occasional basis as new data become available. Copies are also available online the Social, Natural and Agricultural Resources Information Laboratory at <http://snril.ca.uky.edu>.

	<u>County</u>	<u>State</u>
Total Number of People in Poverty (1995)	3,194	689,138
Total Poverty Rate (1995)	11.3	17.9
Number of Children in Poverty Ages 0-17 (1995)	1,136	255,550
Child Poverty Rate Ages 0-17 (1995)	16.4	26.0
Median Household Income (1995)	\$37,471	\$28,929

These data are from the U.S. Census Bureau and were downloaded from the  
Kentucky Population Research website at  
<http://cbpa.louisville.edu/ksdc/>

Additional information on county level poverty estimates are available from the Census Bureau at  
<http://www.census.gov/hhes/www/saipe/estimatetoc.html>

**SEED (Social and Economic Education for Development)** is a program of the Kentucky Cooperative Extension Service at the University of Kentucky. Faculty draw on the resources of the Social and Natural Resources Information Laboratory and professional contacts at the University of Kentucky, other agencies, and community programs throughout the country. For more information contact your local Cooperative Extension office or Dr. Richard C. Maurer, SEED, 500 Garrigus Building, University of Kentucky, Lexington, KY 40546 or call (606) 257-7582.

*Educational programs of the Kentucky Cooperative Extension Service serves all people regardless of race, color, age, sex, religion, disability, or national origin.*


Social and Economic Education for Development



**Kentucky: By the Numbers**

**~ Poverty Update ~**

**Simpson County**



Julie N. Zimmerman, Lori Garkovich, and Scott Samson  
Rural and Economic Development Programs, Rural Sociology

University of Kentucky, College of Agriculture

September, 1999

With the success of the county profiles used in the series "Welfare Reform: By the Numbers," we decided to provide updates through a new series called "Kentucky: By the Numbers." These updates will be provided on an occasional basis as new data become available. Copies are also available online the Social, Natural and Agricultural Resources Information Laboratory at <http://snril.ca.uky.edu>.

	<u>County</u>	<u>State</u>
Total Number of People in Poverty (1995)	2,092	689,138
Total Poverty Rate (1995)	12.9	17.9
Number of Children in Poverty Ages 0-17 (1995)	798	255,550
Child Poverty Rate Ages 0-17 (1995)	19.1	26.0
Median Household Income (1995)	\$29,517	\$28,929

These data are from the U.S. Census Bureau and were downloaded from the  
Kentucky Population Research website at  
<http://cbpa.louisville.edu/ksdc/>

Additional information on county level poverty estimates are available from the Census Bureau at  
<http://www.census.gov/hhes/www/saipe/estimatetoc.html>

**SEED (Social and Economic Education for Development)** is a program of the Kentucky Cooperative Extension Service at the University of Kentucky. Faculty draw on the resources of the Social and Natural Resources Information Laboratory and professional contacts at the University of Kentucky, other agencies, and community programs throughout the country. For more information contact your local Cooperative Extension office or Dr. Richard C. Maurer, SEED, 500 Garrigus Building, University of Kentucky, Lexington, KY 40546 or call (606) 257-7582.

*Educational programs of the Kentucky Cooperative Extension Service serves all people regardless of race, color, age, sex, religion, disability, or national origin.*


Social and Economic Education for Development



**Kentucky: By the Numbers**

**~ Poverty Update ~**

**Spencer County**



Julie N. Zimmerman, Lori Garkovich, and Scott Samson  
Rural and Economic Development Programs, Rural Sociology

University of Kentucky, College of Agriculture

September, 1999

With the success of the county profiles used in the series "Welfare Reform: By the Numbers," we decided to provide updates through a new series called "Kentucky: By the Numbers." These updates will be provided on an occasional basis as new data become available. Copies are also available online the Social, Natural and Agricultural Resources Information Laboratory at <http://snril.ca.uky.edu>.

	<u>County</u>	<u>State</u>
Total Number of People in Poverty (1995)	1,214	689,138
Total Poverty Rate (1995)	13.9	17.9
Number of Children in Poverty Ages 0-17 (1995)	450	255,550
Child Poverty Rate Ages 0-17 (1995)	19.8	26.0
Median Household Income (1995)	\$31,760	\$28,929

These data are from the U.S. Census Bureau and were downloaded from the  
Kentucky Population Research website at  
<http://cbpa.louisville.edu/ksdc/>

Additional information on county level poverty estimates are available from the Census Bureau at  
<http://www.census.gov/hhes/www/saipe/estimatetoc.html>

**SEED (Social and Economic Education for Development)** is a program of the Kentucky Cooperative Extension Service at the University of Kentucky. Faculty draw on the resources of the Social and Natural Resources Information Laboratory and professional contacts at the University of Kentucky, other agencies, and community programs throughout the country. For more information contact your local Cooperative Extension office or Dr. Richard C. Maurer, SEED, 500 Garrigus Building, University of Kentucky, Lexington, KY 40546 or call (606) 257-7582.

*Educational programs of the Kentucky Cooperative Extension Service serves all people regardless of race, color, age, sex, religion, disability, or national origin.*


Social and Economic Education for Development



**Kentucky: By the Numbers**

**~ Poverty Update ~**

**Taylor County**



Julie N. Zimmerman, Lori Garkovich, and Scott Samson  
Rural and Economic Development Programs, Rural Sociology

University of Kentucky, College of Agriculture

September, 1999

With the success of the county profiles used in the series "Welfare Reform: By the Numbers," we decided to provide updates through a new series called "Kentucky: By the Numbers." These updates will be provided on an occasional basis as new data become available. Copies are also available online the Social, Natural and Agricultural Resources Information Laboratory at <http://snril.ca.uky.edu>.

	<u>County</u>	<u>State</u>
Total Number of People in Poverty (1995)	3,882	689,138
Total Poverty Rate (1995)	17.2	17.9
Number of Children in Poverty Ages 0-17 (1995)	1,361	255,550
Child Poverty Rate Ages 0-17 (1995)	24.9	26.0
Median Household Income (1995)	\$27,193	\$28,929

These data are from the U.S. Census Bureau and were downloaded from the  
Kentucky Population Research website at  
<http://cbpa.louisville.edu/ksdc/>

Additional information on county level poverty estimates are available from the Census Bureau at  
<http://www.census.gov/hhes/www/saipe/estimatetoc.html>

**SEED (Social and Economic Education for Development)** is a program of the Kentucky Cooperative Extension Service at the University of Kentucky. Faculty draw on the resources of the Social and Natural Resources Information Laboratory and professional contacts at the University of Kentucky, other agencies, and community programs throughout the country. For more information contact your local Cooperative Extension office or Dr. Richard C. Maurer, SEED, 500 Garrigus Building, University of Kentucky, Lexington, KY 40546 or call (606) 257-7582.

*Educational programs of the Kentucky Cooperative Extension Service serves all people regardless of race, color, age, sex, religion, disability, or national origin.*


Social and Economic Education for Development



**Kentucky: By the Numbers**

**~ Poverty Update ~**

**Todd County**



Julie N. Zimmerman, Lori Garkovich, and Scott Samson  
Rural and Economic Development Programs, Rural Sociology

University of Kentucky, College of Agriculture

September, 1999

With the success of the county profiles used in the series "Welfare Reform: By the Numbers," we decided to provide updates through a new series called "Kentucky: By the Numbers." These updates will be provided on an occasional basis as new data become available. Copies are also available online the Social, Natural and Agricultural Resources Information Laboratory at <http://snril.ca.uky.edu>.

	<u>County</u>	<u>State</u>
Total Number of People in Poverty (1995)	2,073	689,138
Total Poverty Rate (1995)	18.4	17.9
Number of Children in Poverty Ages 0-17 (1995)	721	255,550
Child Poverty Rate Ages 0-17 (1995)	25.3	26.0
Median Household Income (1995)	\$26,801	\$28,929

These data are from the U.S. Census Bureau and were downloaded from the  
Kentucky Population Research website at  
<http://cbpa.louisville.edu/ksdc/>

Additional information on county level poverty estimates are available from the Census Bureau at  
<http://www.census.gov/hhes/www/saipe/estimatetoc.html>

**SEED (Social and Economic Education for Development)** is a program of the Kentucky Cooperative Extension Service at the University of Kentucky. Faculty draw on the resources of the Social and Natural Resources Information Laboratory and professional contacts at the University of Kentucky, other agencies, and community programs throughout the country. For more information contact your local Cooperative Extension office or Dr. Richard C. Maurer, SEED, 500 Garrigus Building, University of Kentucky, Lexington, KY 40546 or call (606) 257-7582.

*Educational programs of the Kentucky Cooperative Extension Service serves all people regardless of race, color, age, sex, religion, disability, or national origin.*


Social and Economic Education for Development



**Kentucky: By the Numbers**

**~ Poverty Update ~**

**Trigg County**



Julie N. Zimmerman, Lori Garkovich, and Scott Samson  
Rural and Economic Development Programs, Rural Sociology

University of Kentucky, College of Agriculture

September, 1999

With the success of the county profiles used in the series "Welfare Reform: By the Numbers," we decided to provide updates through a new series called "Kentucky: By the Numbers." These updates will be provided on an occasional basis as new data become available. Copies are also available online the Social, Natural and Agricultural Resources Information Laboratory at <http://snril.ca.uky.edu>.

	<u>County</u>	<u>State</u>
Total Number of People in Poverty (1995)	1,777	689,138
Total Poverty Rate (1995)	14.9	17.9
Number of Children in Poverty Ages 0-17 (1995)	571	255,550
Child Poverty Rate Ages 0-17 (1995)	21.7	26.0
Median Household Income (1995)	\$26,690	\$28,929

These data are from the U.S. Census Bureau and were downloaded from the  
Kentucky Population Research website at  
<http://cbpa.louisville.edu/ksdc/>

Additional information on county level poverty estimates are available from the Census Bureau at  
<http://www.census.gov/hhes/www/saipe/estimatetoc.html>

**SEED (Social and Economic Education for Development)** is a program of the Kentucky Cooperative Extension Service at the University of Kentucky. Faculty draw on the resources of the Social and Natural Resources Information Laboratory and professional contacts at the University of Kentucky, other agencies, and community programs throughout the country. For more information contact your local Cooperative Extension office or Dr. Richard C. Maurer, SEED, 500 Garrigus Building, University of Kentucky, Lexington, KY 40546 or call (606) 257-7582.

*Educational programs of the Kentucky Cooperative Extension Service serves all people regardless of race, color, age, sex, religion, disability, or national origin.*


Social and Economic Education for Development



**Kentucky: By the Numbers**

**~ Poverty Update ~**

**Trimble County**



Julie N. Zimmerman, Lori Garkovich, and Scott Samson  
Rural and Economic Development Programs, Rural Sociology

University of Kentucky, College of Agriculture

September, 1999

With the success of the county profiles used in the series "Welfare Reform: By the Numbers," we decided to provide updates through a new series called "Kentucky: By the Numbers." These updates will be provided on an occasional basis as new data become available. Copies are also available online the Social, Natural and Agricultural Resources Information Laboratory at <http://snril.ca.uky.edu>.

	<u>County</u>	<u>State</u>
Total Number of People in Poverty (1995)	1,162	689,138
Total Poverty Rate (1995)	15.9	17.9
Number of Children in Poverty Ages 0-17 (1995)	400	255,550
Child Poverty Rate Ages 0-17 (1995)	21.4	26.0
Median Household Income (1995)	\$29,039	\$28,929

These data are from the U.S. Census Bureau and were downloaded from the  
Kentucky Population Research website at  
<http://cbpa.louisville.edu/ksdc/>

Additional information on county level poverty estimates are available from the Census Bureau at  
<http://www.census.gov/hhes/www/saipe/estimatetoc.html>

**SEED (Social and Economic Education for Development)** is a program of the Kentucky Cooperative Extension Service at the University of Kentucky. Faculty draw on the resources of the Social and Natural Resources Information Laboratory and professional contacts at the University of Kentucky, other agencies, and community programs throughout the country. For more information contact your local Cooperative Extension office or Dr. Richard C. Maurer, SEED, 500 Garrigus Building, University of Kentucky, Lexington, KY 40546 or call (606) 257-7582.

*Educational programs of the Kentucky Cooperative Extension Service serves all people regardless of race, color, age, sex, religion, disability, or national origin.*




Social and Economic Education for Development



**Kentucky: By the Numbers**

**~ Poverty Update ~**

**Union County**



Julie N. Zimmerman, Lori Garkovich, and Scott Samson  
Rural and Economic Development Programs, Rural Sociology

University of Kentucky, College of Agriculture

September, 1999

With the success of the county profiles used in the series "Welfare Reform: By the Numbers," we decided to provide updates through a new series called "Kentucky: By the Numbers." These updates will be provided on an occasional basis as new data become available. Copies are also available online the Social, Natural and Agricultural Resources Information Laboratory at <http://snril.ca.uky.edu>.

	<u>County</u>	<u>State</u>
Total Number of People in Poverty (1995)	2,670	689,138
Total Poverty Rate (1995)	16	17.9
Number of Children in Poverty Ages 0-17 (1995)	1,032	255,550
Child Poverty Rate Ages 0-17 (1995)	22.2	26.0
Median Household Income (1995)	\$29,093	\$28,929

These data are from the U.S. Census Bureau and were downloaded from the  
Kentucky Population Research website at  
<http://cbpa.louisville.edu/ksdc/>

Additional information on county level poverty estimates are available from the Census Bureau at  
<http://www.census.gov/hhes/www/saipe/estimatetoc.html>

**SEED (Social and Economic Education for Development)** is a program of the Kentucky Cooperative Extension Service at the University of Kentucky. Faculty draw on the resources of the Social and Natural Resources Information Laboratory and professional contacts at the University of Kentucky, other agencies, and community programs throughout the country. For more information contact your local Cooperative Extension office or Dr. Richard C. Maurer, SEED, 500 Garrigus Building, University of Kentucky, Lexington, KY 40546 or call (606) 257-7582.

*Educational programs of the Kentucky Cooperative Extension Service serves all people regardless of race, color, age, sex, religion, disability, or national origin.*


Social and Economic Education for Development



**Kentucky: By the Numbers**

**~ Poverty Update ~**

**Warren County**



Julie N. Zimmerman, Lori Garkovich, and Scott Samson  
Rural and Economic Development Programs, Rural Sociology

University of Kentucky, College of Agriculture

September, 1999

With the success of the county profiles used in the series "Welfare Reform: By the Numbers," we decided to provide updates through a new series called "Kentucky: By the Numbers." These updates will be provided on an occasional basis as new data become available. Copies are also available online the Social, Natural and Agricultural Resources Information Laboratory at <http://snril.ca.uky.edu>.

	<u>County</u>	<u>State</u>
Total Number of People in Poverty (1995)	12,871	689,138
Total Poverty Rate (1995)	15.7	17.9
Number of Children in Poverty Ages 0-17 (1995)	4,512	255,550
Child Poverty Rate Ages 0-17 (1995)	22.4	26.0
Median Household Income (1995)	\$32,131	\$28,929

These data are from the U.S. Census Bureau and were downloaded from the  
Kentucky Population Research website at  
<http://cbpa.louisville.edu/ksdc/>

Additional information on county level poverty estimates are available from the Census Bureau at  
<http://www.census.gov/hhes/www/saipe/estimatetoc.html>


**SEED (Social and Economic Education for Development)** is a program of the Kentucky Cooperative Extension Service at the University of Kentucky. Faculty draw on the resources of the Social and Natural Resources Information Laboratory and professional contacts at the University of Kentucky, other agencies, and community programs throughout the country. For more information contact your local Cooperative Extension office or Dr. Richard C. Maurer, SEED, 500 Garrigus Building, University of Kentucky, Lexington, KY 40546 or call (606) 257-7582.

*Educational programs of the Kentucky Cooperative Extension Service serves all people regardless of race, color, age, sex, religion, disability, or national origin.*

Social and Economic Education for Development



**Kentucky: By the Numbers**  
**~ Poverty Update ~**  
**Washington County**



Julie N. Zimmerman, Lori Garkovich, and Scott Samson  
Rural and Economic Development Programs, Rural Sociology

University of Kentucky, College of Agriculture

September, 1999

With the success of the county profiles used in the series "Welfare Reform: By the Numbers," we decided to provide updates through a new series called "Kentucky: By the Numbers." These updates will be provided on an occasional basis as new data become available. Copies are also available online the Social, Natural and Agricultural Resources Information Laboratory at <http://snril.ca.uky.edu>.

	<u>County</u>	<u>State</u>
Total Number of People in Poverty (1995)	1,832	689,138
Total Poverty Rate (1995)	17	17.9
Number of Children in Poverty Ages 0-17 (1995)	628	255,550
Child Poverty Rate Ages 0-17 (1995)	22	26.0
Median Household Income (1995)	\$27,097	\$28,929

These data are from the U.S. Census Bureau and were downloaded from the  
Kentucky Population Research website at  
<http://cbpa.louisville.edu/ksdc/>

Additional information on county level poverty estimates are available from the Census Bureau at  
<http://www.census.gov/hhes/www/saipe/estimatetoc.html>

**SEED (Social and Economic Education for Development)** is a program of the Kentucky Cooperative Extension Service at the University of Kentucky. Faculty draw on the resources of the Social and Natural Resources Information Laboratory and professional contacts at the University of Kentucky, other agencies, and community programs throughout the country. For more information contact your local Cooperative Extension office or Dr. Richard C. Maurer, SEED, 500 Garrigus Building, University of Kentucky, Lexington, KY 40546 or call (606) 257-7582.

*Educational programs of the Kentucky Cooperative Extension Service serves all people regardless of race, color, age, sex, religion, disability, or national origin.*


Social and Economic Education for Development



**Kentucky: By the Numbers**

**~ Poverty Update ~**

**Wayne County**



Julie N. Zimmerman, Lori Garkovich, and Scott Samson  
Rural and Economic Development Programs, Rural Sociology

University of Kentucky, College of Agriculture

September, 1999

With the success of the county profiles used in the series "Welfare Reform: By the Numbers," we decided to provide updates through a new series called "Kentucky: By the Numbers." These updates will be provided on an occasional basis as new data become available. Copies are also available online the Social, Natural and Agricultural Resources Information Laboratory at <http://snril.ca.uky.edu>.

	<u>County</u>	<u>State</u>
Total Number of People in Poverty (1995)	5,987	689,138
Total Poverty Rate (1995)	32	17.9
Number of Children in Poverty Ages 0-17 (1995)	2,203	255,550
Child Poverty Rate Ages 0-17 (1995)	45.3	26.0
Median Household Income (1995)	\$19,157	\$28,929

These data are from the U.S. Census Bureau and were downloaded from the  
Kentucky Population Research website at  
<http://cbpa.louisville.edu/ksdc/>

Additional information on county level poverty estimates are available from the Census Bureau at  
<http://www.census.gov/hhes/www/saipe/estimatetoc.html>

**SEED (Social and Economic Education for Development)** is a program of the Kentucky Cooperative Extension Service at the University of Kentucky. Faculty draw on the resources of the Social and Natural Resources Information Laboratory and professional contacts at the University of Kentucky, other agencies, and community programs throughout the country. For more information contact your local Cooperative Extension office or Dr. Richard C. Maurer, SEED, 500 Garrigus Building, University of Kentucky, Lexington, KY 40546 or call (606) 257-7582.

*Educational programs of the Kentucky Cooperative Extension Service serves all people regardless of race, color, age, sex, religion, disability, or national origin.*


Social and Economic Education for Development



**Kentucky: By the Numbers**

**~ Poverty Update ~**

**Webster County**



Julie N. Zimmerman, Lori Garkovich, and Scott Samson  
Rural and Economic Development Programs, Rural Sociology

University of Kentucky, College of Agriculture

September, 1999

With the success of the county profiles used in the series "Welfare Reform: By the Numbers," we decided to provide updates through a new series called "Kentucky: By the Numbers." These updates will be provided on an occasional basis as new data become available. Copies are also available online the Social, Natural and Agricultural Resources Information Laboratory at <http://snril.ca.uky.edu>.

	<u>County</u>	<u>State</u>
Total Number of People in Poverty (1995)	2,107	689,138
Total Poverty Rate (1995)	15.6	17.9
Number of Children in Poverty Ages 0-17 (1995)	714	255,550
Child Poverty Rate Ages 0-17 (1995)	20.9	26.0
Median Household Income (1995)	\$27,143	\$28,929

These data are from the U.S. Census Bureau and were downloaded from the  
Kentucky Population Research website at  
<http://cbpa.louisville.edu/ksdc/>

Additional information on county level poverty estimates are available from the Census Bureau at  
<http://www.census.gov/hhes/www/saipe/estimatetoc.html>

**SEED (Social and Economic Education for Development)** is a program of the Kentucky Cooperative Extension Service at the University of Kentucky. Faculty draw on the resources of the Social and Natural Resources Information Laboratory and professional contacts at the University of Kentucky, other agencies, and community programs throughout the country. For more information contact your local Cooperative Extension office or Dr. Richard C. Maurer, SEED, 500 Garrigus Building, University of Kentucky, Lexington, KY 40546 or call (606) 257-7582.

*Educational programs of the Kentucky Cooperative Extension Service serves all people regardless of race, color, age, sex, religion, disability, or national origin.*


Social and Economic Education for Development



**Kentucky: By the Numbers**

**~ Poverty Update ~**

**Whitley County**



Julie N. Zimmerman, Lori Garkovich, and Scott Samson  
Rural and Economic Development Programs, Rural Sociology

University of Kentucky, College of Agriculture

September, 1999

With the success of the county profiles used in the series "Welfare Reform: By the Numbers," we decided to provide updates through a new series called "Kentucky: By the Numbers." These updates will be provided on an occasional basis as new data become available. Copies are also available online the Social, Natural and Agricultural Resources Information Laboratory at <http://snril.ca.uky.edu>.

	<u>County</u>	<u>State</u>
Total Number of People in Poverty (1995)	10,716	689,138
Total Poverty Rate (1995)	30.7	17.9
Number of Children in Poverty Ages 0-17 (1995)	4,099	255,550
Child Poverty Rate Ages 0-17 (1995)	43.7	26.0
Median Household Income (1995)	\$20,667	\$28,929

These data are from the U.S. Census Bureau and were downloaded from the  
Kentucky Population Research website at  
<http://cbpa.louisville.edu/ksdc/>

Additional information on county level poverty estimates are available from the Census Bureau at  
<http://www.census.gov/hhes/www/saipe/estimatetoc.html>

**SEED (Social and Economic Education for Development)** is a program of the Kentucky Cooperative Extension Service at the University of Kentucky. Faculty draw on the resources of the Social and Natural Resources Information Laboratory and professional contacts at the University of Kentucky, other agencies, and community programs throughout the country. For more information contact your local Cooperative Extension office or Dr. Richard C. Maurer, SEED, 500 Garrigus Building, University of Kentucky, Lexington, KY 40546 or call (606) 257-7582.

*Educational programs of the Kentucky Cooperative Extension Service serves all people regardless of race, color, age, sex, religion, disability, or national origin.*


Social and Economic Education for Development



**Kentucky: By the Numbers**

**~ Poverty Update ~**

**Wolfe County**



Julie N. Zimmerman, Lori Garkovich, and Scott Samson  
Rural and Economic Development Programs, Rural Sociology

University of Kentucky, College of Agriculture

September, 1999

With the success of the county profiles used in the series "Welfare Reform: By the Numbers," we decided to provide updates through a new series called "Kentucky: By the Numbers." These updates will be provided on an occasional basis as new data become available. Copies are also available online the Social, Natural and Agricultural Resources Information Laboratory at <http://snril.ca.uky.edu>.

	<u>County</u>	<u>State</u>
Total Number of People in Poverty (1995)	2,870	689,138
Total Poverty Rate (1995)	38.9	17.9
Number of Children in Poverty Ages 0-17 (1995)	1,160	255,550
Child Poverty Rate Ages 0-17 (1995)	57.2	26.0
Median Household Income (1995)	\$16,745	\$28,929

These data are from the U.S. Census Bureau and were downloaded from the  
Kentucky Population Research website at  
<http://cbpa.louisville.edu/ksdc/>

Additional information on county level poverty estimates are available from the Census Bureau at  
<http://www.census.gov/hhes/www/saipe/estimatetoc.html>


**SEED (Social and Economic Education for Development)** is a program of the Kentucky Cooperative Extension Service at the University of Kentucky. Faculty draw on the resources of the Social and Natural Resources Information Laboratory and professional contacts at the University of Kentucky, other agencies, and community programs throughout the country. For more information contact your local Cooperative Extension office or Dr. Richard C. Maurer, SEED, 500 Garrigus Building, University of Kentucky, Lexington, KY 40546 or call (606) 257-7582.

*Educational programs of the Kentucky Cooperative Extension Service serves all people regardless of race, color, age, sex, religion, disability, or national origin.*

Social and Economic Education for Development



**Kentucky: By the Numbers**  
**~ Poverty Update ~**  
**Woodford County**



Julie N. Zimmerman, Lori Garkovich, and Scott Samson  
Rural and Economic Development Programs, Rural Sociology

University of Kentucky, College of Agriculture

September, 1999

With the success of the county profiles used in the series "Welfare Reform: By the Numbers," we decided to provide updates through a new series called "Kentucky: By the Numbers." These updates will be provided on an occasional basis as new data become available. Copies are also available online the Social, Natural and Agricultural Resources Information Laboratory at <http://snril.ca.uky.edu>.

	<u>County</u>	<u>State</u>
Total Number of People in Poverty (1995)	1,890	689,138
Total Poverty Rate (1995)	8.5	17.9
Number of Children in Poverty Ages 0-17 (1995)	689	255,550
Child Poverty Rate Ages 0-17 (1995)	12.2	26.0
Median Household Income (1995)	\$41,150	\$28,929

These data are from the U.S. Census Bureau and were downloaded from the  
Kentucky Population Research website at  
<http://cbpa.louisville.edu/ksdc/>

Additional information on county level poverty estimates are available from the Census Bureau at  
<http://www.census.gov/hhes/www/saipe/estimatetoc.html>

**SEED (Social and Economic Education for Development)** is a program of the Kentucky Cooperative Extension Service at the University of Kentucky. Faculty draw on the resources of the Social and Natural Resources Information Laboratory and professional contacts at the University of Kentucky, other agencies, and community programs throughout the country. For more information contact your local Cooperative Extension office or Dr. Richard C. Maurer, SEED, 500 Garrigus Building, University of Kentucky, Lexington, KY 40546 or call (606) 257-7582.

*Educational programs of the Kentucky Cooperative Extension Service serves all people regardless of race, color, age, sex, religion, disability, or national origin.*