


Social and Economic Education for Development



**Kentucky: By the Numbers**

**~ Poverty Update ~**

**Kenton County**



Julie N. Zimmerman, Lori Garkovich, and Scott Samson  
Rural and Economic Development Programs, Rural Sociology

University of Kentucky, College of Agriculture

September, 1999

With the success of the county profiles used in the series "Welfare Reform: By the Numbers," we decided to provide updates through a new series called "Kentucky: By the Numbers." These updates will be provided on an occasional basis as new data become available. Copies are also available online the Social, Natural and Agricultural Resources Information Laboratory at <http://snril.ca.uky.edu>.

|  | <u>County</u> | <u>State</u> |
|--|---------------|--------------|
| Total Number of People in Poverty (1995)       | 16,360        | 689,138      |
| Total Poverty Rate (1995)                      | 11.2          | 17.9         |
| Number of Children in Poverty Ages 0-17 (1995) | 6,497         | 255,550      |
| Child Poverty Rate Ages 0-17 (1995)            | 16.6          | 26.0         |
| Median Household Income (1995)                 | \$36,674      | \$28,929     |

These data are from the U.S. Census Bureau and were downloaded from the  
Kentucky Population Research website at  
<http://cbpa.louisville.edu/ksdc/>

Additional information on county level poverty estimates are available from the Census Bureau at  
<http://www.census.gov/hhes/www/saipe/estimatetoc.html>

**SEED (Social and Economic Education for Development)** is a program of the Kentucky Cooperative Extension Service at the University of Kentucky. Faculty draw on the resources of the Social and Natural Resources Information Laboratory and professional contacts at the University of Kentucky, other agencies, and community programs throughout the country. For more information contact your local Cooperative Extension office or Dr. Richard C. Maurer, SEED, 500 Garrigus Building, University of Kentucky, Lexington, KY 40546 or call (606) 257-7582.

*Educational programs of the Kentucky Cooperative Extension Service serves all people regardless of race, color, age, sex, religion, disability, or national origin.*


Social and Economic Education for Development



**Kentucky: By the Numbers**

**~ Poverty Update ~**

**Knott County**



Julie N. Zimmerman, Lori Garkovich, and Scott Samson  
Rural and Economic Development Programs, Rural Sociology

University of Kentucky, College of Agriculture

September, 1999

With the success of the county profiles used in the series "Welfare Reform: By the Numbers," we decided to provide updates through a new series called "Kentucky: By the Numbers." These updates will be provided on an occasional basis as new data become available. Copies are also available online the Social, Natural and Agricultural Resources Information Laboratory at <http://snril.ca.uky.edu>.

|  | <u>County</u> | <u>State</u> |
|--|---------------|--------------|
| Total Number of People in Poverty (1995)       | 6,084         | 689,138      |
| Total Poverty Rate (1995)                      | 33.7          | 17.9         |
| Number of Children in Poverty Ages 0-17 (1995) | 2,445         | 255,550      |
| Child Poverty Rate Ages 0-17 (1995)            | 46.6          | 26.0         |
| Median Household Income (1995)                 | \$20,764      | \$28,929     |

These data are from the U.S. Census Bureau and were downloaded from the  
Kentucky Population Research website at  
<http://cbpa.louisville.edu/ksdc/>

Additional information on county level poverty estimates are available from the Census Bureau at  
<http://www.census.gov/hhes/www/saipe/estimatetoc.html>

**SEED (Social and Economic Education for Development)** is a program of the Kentucky Cooperative Extension Service at the University of Kentucky. Faculty draw on the resources of the Social and Natural Resources Information Laboratory and professional contacts at the University of Kentucky, other agencies, and community programs throughout the country. For more information contact your local Cooperative Extension office or Dr. Richard C. Maurer, SEED, 500 Garrigus Building, University of Kentucky, Lexington, KY 40546 or call (606) 257-7582.

*Educational programs of the Kentucky Cooperative Extension Service serves all people regardless of race, color, age, sex, religion, disability, or national origin.*


Social and Economic Education for Development



**Kentucky: By the Numbers**

**~ Poverty Update ~**

**Knox County**



Julie N. Zimmerman, Lori Garkovich, and Scott Samson  
Rural and Economic Development Programs, Rural Sociology

University of Kentucky, College of Agriculture

September, 1999

With the success of the county profiles used in the series "Welfare Reform: By the Numbers," we decided to provide updates through a new series called "Kentucky: By the Numbers." These updates will be provided on an occasional basis as new data become available. Copies are also available online the Social, Natural and Agricultural Resources Information Laboratory at <http://snril.ca.uky.edu>.

|  | <u>County</u> | <u>State</u> |
|--|---------------|--------------|
| Total Number of People in Poverty (1995)       | 11,092        | 689,138      |
| Total Poverty Rate (1995)                      | 35.4          | 17.9         |
| Number of Children in Poverty Ages 0-17 (1995) | 4,382         | 255,550      |
| Child Poverty Rate Ages 0-17 (1995)            | 50.6          | 26.0         |
| Median Household Income (1995)                 | \$18,940      | \$28,929     |

These data are from the U.S. Census Bureau and were downloaded from the  
Kentucky Population Research website at  
<http://cbpa.louisville.edu/ksdc/>

Additional information on county level poverty estimates are available from the Census Bureau at  
<http://www.census.gov/hhes/www/saipe/estimatetoc.html>

**SEED (Social and Economic Education for Development)** is a program of the Kentucky Cooperative Extension Service at the University of Kentucky. Faculty draw on the resources of the Social and Natural Resources Information Laboratory and professional contacts at the University of Kentucky, other agencies, and community programs throughout the country. For more information contact your local Cooperative Extension office or Dr. Richard C. Maurer, SEED, 500 Garrigus Building, University of Kentucky, Lexington, KY 40546 or call (606) 257-7582.

*Educational programs of the Kentucky Cooperative Extension Service serves all people regardless of race, color, age, sex, religion, disability, or national origin.*


Social and Economic Education for Development



**Kentucky: By the Numbers**

**~ Poverty Update ~**

**Larue County**



Julie N. Zimmerman, Lori Garkovich, and Scott Samson  
Rural and Economic Development Programs, Rural Sociology

University of Kentucky, College of Agriculture

September, 1999

With the success of the county profiles used in the series "Welfare Reform: By the Numbers," we decided to provide updates through a new series called "Kentucky: By the Numbers." These updates will be provided on an occasional basis as new data become available. Copies are also available online the Social, Natural and Agricultural Resources Information Laboratory at <http://snril.ca.uky.edu>.

|  | <u>County</u> | <u>State</u> |
|--|---------------|--------------|
| Total Number of People in Poverty (1995)       | 2,172         | 689,138      |
| Total Poverty Rate (1995)                      | 16.9          | 17.9         |
| Number of Children in Poverty Ages 0-17 (1995) | 742           | 255,550      |
| Child Poverty Rate Ages 0-17 (1995)            | 23.7          | 26.0         |
| Median Household Income (1995)                 | \$27,979      | \$28,929     |

These data are from the U.S. Census Bureau and were downloaded from the  
Kentucky Population Research website at  
<http://cbpa.louisville.edu/ksdc/>

Additional information on county level poverty estimates are available from the Census Bureau at  
<http://www.census.gov/hhes/www/saipe/estimatetoc.html>

**SEED (Social and Economic Education for Development)** is a program of the Kentucky Cooperative Extension Service at the University of Kentucky. Faculty draw on the resources of the Social and Natural Resources Information Laboratory and professional contacts at the University of Kentucky, other agencies, and community programs throughout the country. For more information contact your local Cooperative Extension office or Dr. Richard C. Maurer, SEED, 500 Garrigus Building, University of Kentucky, Lexington, KY 40546 or call (606) 257-7582.

*Educational programs of the Kentucky Cooperative Extension Service serves all people regardless of race, color, age, sex, religion, disability, or national origin.*


Social and Economic Education for Development



**Kentucky: By the Numbers**

**~ Poverty Update ~**

**Laurel County**



Julie N. Zimmerman, Lori Garkovich, and Scott Samson  
Rural and Economic Development Programs, Rural Sociology

University of Kentucky, College of Agriculture

September, 1999

With the success of the county profiles used in the series "Welfare Reform: By the Numbers," we decided to provide updates through a new series called "Kentucky: By the Numbers." These updates will be provided on an occasional basis as new data become available. Copies are also available online the Social, Natural and Agricultural Resources Information Laboratory at <http://snril.ca.uky.edu>.

|  | <u>County</u> | <u>State</u> |
|--|---------------|--------------|
| Total Number of People in Poverty (1995)       | 11,238        | 689,138      |
| Total Poverty Rate (1995)                      | 22.7          | 17.9         |
| Number of Children in Poverty Ages 0-17 (1995) | 4,138         | 255,550      |
| Child Poverty Rate Ages 0-17 (1995)            | 31.1          | 26.0         |
| Median Household Income (1995)                 | \$25,855      | \$28,929     |

These data are from the U.S. Census Bureau and were downloaded from the  
Kentucky Population Research website at  
<http://cbpa.louisville.edu/ksdc/>

Additional information on county level poverty estimates are available from the Census Bureau at  
<http://www.census.gov/hhes/www/saipe/estimatetoc.html>


**SEED (Social and Economic Education for Development)** is a program of the Kentucky Cooperative Extension Service at the University of Kentucky. Faculty draw on the resources of the Social and Natural Resources Information Laboratory and professional contacts at the University of Kentucky, other agencies, and community programs throughout the country. For more information contact your local Cooperative Extension office or Dr. Richard C. Maurer, SEED, 500 Garrigus Building, University of Kentucky, Lexington, KY 40546 or call (606) 257-7582.

*Educational programs of the Kentucky Cooperative Extension Service serves all people regardless of race, color, age, sex, religion, disability, or national origin.*

Social and Economic Education for Development



**Kentucky: By the Numbers**  
**~ Poverty Update ~**  
**Lawrence County**



Julie N. Zimmerman, Lori Garkovich, and Scott Samson  
Rural and Economic Development Programs, Rural Sociology

University of Kentucky, College of Agriculture

September, 1999

With the success of the county profiles used in the series "Welfare Reform: By the Numbers," we decided to provide updates through a new series called "Kentucky: By the Numbers." These updates will be provided on an occasional basis as new data become available. Copies are also available online the Social, Natural and Agricultural Resources Information Laboratory at <http://snril.ca.uky.edu>.

|  | <u>County</u> | <u>State</u> |
|--|---------------|--------------|
| Total Number of People in Poverty (1995)       | 4,788         | 689,138      |
| Total Poverty Rate (1995)                      | 30.9          | 17.9         |
| Number of Children in Poverty Ages 0-17 (1995) | 1,848         | 255,550      |
| Child Poverty Rate Ages 0-17 (1995)            | 43.8          | 26.0         |
| Median Household Income (1995)                 | \$21,551      | \$28,929     |

These data are from the U.S. Census Bureau and were downloaded from the  
Kentucky Population Research website at  
<http://cbpa.louisville.edu/ksdc/>

Additional information on county level poverty estimates are available from the Census Bureau at  
<http://www.census.gov/hhes/www/saipe/estimatetoc.html>

**SEED (Social and Economic Education for Development)** is a program of the Kentucky Cooperative Extension Service at the University of Kentucky. Faculty draw on the resources of the Social and Natural Resources Information Laboratory and professional contacts at the University of Kentucky, other agencies, and community programs throughout the country. For more information contact your local Cooperative Extension office or Dr. Richard C. Maurer, SEED, 500 Garrigus Building, University of Kentucky, Lexington, KY 40546 or call (606) 257-7582.

*Educational programs of the Kentucky Cooperative Extension Service serves all people regardless of race, color, age, sex, religion, disability, or national origin.*


Social and Economic Education for Development



**Kentucky: By the Numbers**

**~ Poverty Update ~**

**Lee County**



Julie N. Zimmerman, Lori Garkovich, and Scott Samson  
Rural and Economic Development Programs, Rural Sociology

University of Kentucky, College of Agriculture

September, 1999

With the success of the county profiles used in the series "Welfare Reform: By the Numbers," we decided to provide updates through a new series called "Kentucky: By the Numbers." These updates will be provided on an occasional basis as new data become available. Copies are also available online the Social, Natural and Agricultural Resources Information Laboratory at <http://snril.ca.uky.edu>.

|  | <u>County</u> | <u>State</u> |
|--|---------------|--------------|
| Total Number of People in Poverty (1995)       | 2,887         | 689,138      |
| Total Poverty Rate (1995)                      | 39.1          | 17.9         |
| Number of Children in Poverty Ages 0-17 (1995) | 1,066         | 255,550      |
| Child Poverty Rate Ages 0-17 (1995)            | 54.7          | 26.0         |
| Median Household Income (1995)                 | \$17,551      | \$28,929     |

These data are from the U.S. Census Bureau and were downloaded from the  
Kentucky Population Research website at  
<http://cbpa.louisville.edu/ksdc/>

Additional information on county level poverty estimates are available from the Census Bureau at  
<http://www.census.gov/hhes/www/saipe/estimatetoc.html>

**SEED (Social and Economic Education for Development)** is a program of the Kentucky Cooperative Extension Service at the University of Kentucky. Faculty draw on the resources of the Social and Natural Resources Information Laboratory and professional contacts at the University of Kentucky, other agencies, and community programs throughout the country. For more information contact your local Cooperative Extension office or Dr. Richard C. Maurer, SEED, 500 Garrigus Building, University of Kentucky, Lexington, KY 40546 or call (606) 257-7582.

*Educational programs of the Kentucky Cooperative Extension Service serves all people regardless of race, color, age, sex, religion, disability, or national origin.*


Social and Economic Education for Development



**Kentucky: By the Numbers**

**~ Poverty Update ~**

**Leslie County**



Julie N. Zimmerman, Lori Garkovich, and Scott Samson  
Rural and Economic Development Programs, Rural Sociology

University of Kentucky, College of Agriculture

September, 1999

With the success of the county profiles used in the series "Welfare Reform: By the Numbers," we decided to provide updates through a new series called "Kentucky: By the Numbers." These updates will be provided on an occasional basis as new data become available. Copies are also available online the Social, Natural and Agricultural Resources Information Laboratory at <http://snril.ca.uky.edu>.

|  | <u>County</u> | <u>State</u> |
|--|---------------|--------------|
| Total Number of People in Poverty (1995)       | 4,539         | 689,138      |
| Total Poverty Rate (1995)                      | 33.3          | 17.9         |
| Number of Children in Poverty Ages 0-17 (1995) | 1,803         | 255,550      |
| Child Poverty Rate Ages 0-17 (1995)            | 44.9          | 26.0         |
| Median Household Income (1995)                 | \$21,066      | \$28,929     |

These data are from the U.S. Census Bureau and were downloaded from the  
Kentucky Population Research website at  
<http://cbpa.louisville.edu/ksdc/>

Additional information on county level poverty estimates are available from the Census Bureau at  
<http://www.census.gov/hhes/www/saipe/estimatetoc.html>

**SEED (Social and Economic Education for Development)** is a program of the Kentucky Cooperative Extension Service at the University of Kentucky. Faculty draw on the resources of the Social and Natural Resources Information Laboratory and professional contacts at the University of Kentucky, other agencies, and community programs throughout the country. For more information contact your local Cooperative Extension office or Dr. Richard C. Maurer, SEED, 500 Garrigus Building, University of Kentucky, Lexington, KY 40546 or call (606) 257-7582.

*Educational programs of the Kentucky Cooperative Extension Service serves all people regardless of race, color, age, sex, religion, disability, or national origin.*




Social and Economic Education for Development



**Kentucky: By the Numbers**

**~ Poverty Update ~**

**Letcher County**



Julie N. Zimmerman, Lori Garkovich, and Scott Samson  
Rural and Economic Development Programs, Rural Sociology

University of Kentucky, College of Agriculture

September, 1999

With the success of the county profiles used in the series "Welfare Reform: By the Numbers," we decided to provide updates through a new series called "Kentucky: By the Numbers." These updates will be provided on an occasional basis as new data become available. Copies are also available online the Social, Natural and Agricultural Resources Information Laboratory at <http://snril.ca.uky.edu>.

|  | <u>County</u> | <u>State</u> |
|--|---------------|--------------|
| Total Number of People in Poverty (1995)       | 7,894         | 689,138      |
| Total Poverty Rate (1995)                      | 29.2          | 17.9         |
| Number of Children in Poverty Ages 0-17 (1995) | 2,947         | 255,550      |
| Child Poverty Rate Ages 0-17 (1995)            | 39            | 26.0         |
| Median Household Income (1995)                 | \$21,295      | \$28,929     |

These data are from the U.S. Census Bureau and were downloaded from the  
Kentucky Population Research website at  
<http://cbpa.louisville.edu/ksdc/>

Additional information on county level poverty estimates are available from the Census Bureau at  
<http://www.census.gov/hhes/www/saipe/estimatetoc.html>

**SEED (Social and Economic Education for Development)** is a program of the Kentucky Cooperative Extension Service at the University of Kentucky. Faculty draw on the resources of the Social and Natural Resources Information Laboratory and professional contacts at the University of Kentucky, other agencies, and community programs throughout the country. For more information contact your local Cooperative Extension office or Dr. Richard C. Maurer, SEED, 500 Garrigus Building, University of Kentucky, Lexington, KY 40546 or call (606) 257-7582.

*Educational programs of the Kentucky Cooperative Extension Service serves all people regardless of race, color, age, sex, religion, disability, or national origin.*


Social and Economic Education for Development



**Kentucky: By the Numbers**

**~ Poverty Update ~**

**Lewis County**



Julie N. Zimmerman, Lori Garkovich, and Scott Samson  
Rural and Economic Development Programs, Rural Sociology

University of Kentucky, College of Agriculture

September, 1999

With the success of the county profiles used in the series "Welfare Reform: By the Numbers," we decided to provide updates through a new series called "Kentucky: By the Numbers." These updates will be provided on an occasional basis as new data become available. Copies are also available online the Social, Natural and Agricultural Resources Information Laboratory at <http://snril.ca.uky.edu>.

|  | <u>County</u> | <u>State</u> |
|--|---------------|--------------|
| Total Number of People in Poverty (1995)       | 3,813         | 689,138      |
| Total Poverty Rate (1995)                      | 28.1          | 17.9         |
| Number of Children in Poverty Ages 0-17 (1995) | 1,416         | 255,550      |
| Child Poverty Rate Ages 0-17 (1995)            | 39            | 26.0         |
| Median Household Income (1995)                 | \$20,807      | \$28,929     |

These data are from the U.S. Census Bureau and were downloaded from the  
Kentucky Population Research website at  
<http://cbpa.louisville.edu/ksdc/>

Additional information on county level poverty estimates are available from the Census Bureau at  
<http://www.census.gov/hhes/www/saipe/estimatetoc.html>

**SEED (Social and Economic Education for Development)** is a program of the Kentucky Cooperative Extension Service at the University of Kentucky. Faculty draw on the resources of the Social and Natural Resources Information Laboratory and professional contacts at the University of Kentucky, other agencies, and community programs throughout the country. For more information contact your local Cooperative Extension office or Dr. Richard C. Maurer, SEED, 500 Garrigus Building, University of Kentucky, Lexington, KY 40546 or call (606) 257-7582.

*Educational programs of the Kentucky Cooperative Extension Service serves all people regardless of race, color, age, sex, religion, disability, or national origin.*

Social and Economic Education for Development



**Kentucky: By the Numbers**

**~ Poverty Update ~**

**Lincoln County**



Julie N. Zimmerman, Lori Garkovich, and Scott Samson  
Rural and Economic Development Programs, Rural Sociology

University of Kentucky, College of Agriculture

September, 1999

With the success of the county profiles used in the series "Welfare Reform: By the Numbers," we decided to provide updates through a new series called "Kentucky: By the Numbers." These updates will be provided on an occasional basis as new data become available. Copies are also available online the Social, Natural and Agricultural Resources Information Laboratory at <http://snril.ca.uky.edu>.

|  | <u>County</u> | <u>State</u> |
|--|---------------|--------------|
| Total Number of People in Poverty (1995)       | 5,160         | 689,138      |
| Total Poverty Rate (1995)                      | 23.5          | 17.9         |
| Number of Children in Poverty Ages 0-17 (1995) | 1,855         | 255,550      |
| Child Poverty Rate Ages 0-17 (1995)            | 32.9          | 26.0         |
| Median Household Income (1995)                 | \$23,795      | \$28,929     |

These data are from the U.S. Census Bureau and were downloaded from the  
Kentucky Population Research website at  
<http://cbpa.louisville.edu/ksdc/>

Additional information on county level poverty estimates are available from the Census Bureau at  
<http://www.census.gov/hhes/www/saipe/estimatetoc.html>


**SEED (Social and Economic Education for Development)** is a program of the Kentucky Cooperative Extension Service at the University of Kentucky. Faculty draw on the resources of the Social and Natural Resources Information Laboratory and professional contacts at the University of Kentucky, other agencies, and community programs throughout the country. For more information contact your local Cooperative Extension office or Dr. Richard C. Maurer, SEED, 500 Garrigus Building, University of Kentucky, Lexington, KY 40546 or call (606) 257-7582.

*Educational programs of the Kentucky Cooperative Extension Service serves all people regardless of race, color, age, sex, religion, disability, or national origin.*

Social and Economic Education for Development



**Kentucky: By the Numbers**  
**~ Poverty Update ~**  
**Livingston County**



Julie N. Zimmerman, Lori Garkovich, and Scott Samson  
Rural and Economic Development Programs, Rural Sociology

University of Kentucky, College of Agriculture

September, 1999

With the success of the county profiles used in the series "Welfare Reform: By the Numbers," we decided to provide updates through a new series called "Kentucky: By the Numbers." These updates will be provided on an occasional basis as new data become available. Copies are also available online the Social, Natural and Agricultural Resources Information Laboratory at <http://snril.ca.uky.edu>.

|  | <u>County</u> | <u>State</u> |
|--|---------------|--------------|
| Total Number of People in Poverty (1995)       | 1,456         | 689,138      |
| Total Poverty Rate (1995)                      | 15.8          | 17.9         |
| Number of Children in Poverty Ages 0-17 (1995) | 442           | 255,550      |
| Child Poverty Rate Ages 0-17 (1995)            | 22            | 26.0         |
| Median Household Income (1995)                 | \$28,577      | \$28,929     |

These data are from the U.S. Census Bureau and were downloaded from the  
Kentucky Population Research website at  
<http://cbpa.louisville.edu/ksdc/>

Additional information on county level poverty estimates are available from the Census Bureau at  
<http://www.census.gov/hhes/www/saipe/estimatetoc.html>

**SEED (Social and Economic Education for Development)** is a program of the Kentucky Cooperative Extension Service at the University of Kentucky. Faculty draw on the resources of the Social and Natural Resources Information Laboratory and professional contacts at the University of Kentucky, other agencies, and community programs throughout the country. For more information contact your local Cooperative Extension office or Dr. Richard C. Maurer, SEED, 500 Garrigus Building, University of Kentucky, Lexington, KY 40546 or call (606) 257-7582.

*Educational programs of the Kentucky Cooperative Extension Service serves all people regardless of race, color, age, sex, religion, disability, or national origin.*


Social and Economic Education for Development



**Kentucky: By the Numbers**

**~ Poverty Update ~**

**Logan County**



Julie N. Zimmerman, Lori Garkovich, and Scott Samson  
Rural and Economic Development Programs, Rural Sociology

University of Kentucky, College of Agriculture

September, 1999

With the success of the county profiles used in the series "Welfare Reform: By the Numbers," we decided to provide updates through a new series called "Kentucky: By the Numbers." These updates will be provided on an occasional basis as new data become available. Copies are also available online the Social, Natural and Agricultural Resources Information Laboratory at <http://snril.ca.uky.edu>.

|  | <u>County</u> | <u>State</u> |
|--|---------------|--------------|
| Total Number of People in Poverty (1995)       | 4,000         | 689,138      |
| Total Poverty Rate (1995)                      | 15.4          | 17.9         |
| Number of Children in Poverty Ages 0-17 (1995) | 1,341         | 255,550      |
| Child Poverty Rate Ages 0-17 (1995)            | 20.4          | 26.0         |
| Median Household Income (1995)                 | \$28,447      | \$28,929     |

These data are from the U.S. Census Bureau and were downloaded from the  
Kentucky Population Research website at  
<http://cbpa.louisville.edu/ksdc/>

Additional information on county level poverty estimates are available from the Census Bureau at  
<http://www.census.gov/hhes/www/saipe/estimatetoc.html>

**SEED (Social and Economic Education for Development)** is a program of the Kentucky Cooperative Extension Service at the University of Kentucky. Faculty draw on the resources of the Social and Natural Resources Information Laboratory and professional contacts at the University of Kentucky, other agencies, and community programs throughout the country. For more information contact your local Cooperative Extension office or Dr. Richard C. Maurer, SEED, 500 Garrigus Building, University of Kentucky, Lexington, KY 40546 or call (606) 257-7582.

*Educational programs of the Kentucky Cooperative Extension Service serves all people regardless of race, color, age, sex, religion, disability, or national origin.*

Social and Economic Education for Development



**Kentucky: By the Numbers**

**~ Poverty Update ~**

**Lyon County**



Julie N. Zimmerman, Lori Garkovich, and Scott Samson  
Rural and Economic Development Programs, Rural Sociology

University of Kentucky, College of Agriculture

September, 1999

With the success of the county profiles used in the series "Welfare Reform: By the Numbers," we decided to provide updates through a new series called "Kentucky: By the Numbers." These updates will be provided on an occasional basis as new data become available. Copies are also available online the Social, Natural and Agricultural Resources Information Laboratory at <http://snril.ca.uky.edu>.

|  | <u>County</u> | <u>State</u> |
|--|---------------|--------------|
| Total Number of People in Poverty (1995)       | 953           | 689,138      |
| Total Poverty Rate (1995)                      | 14.5          | 17.9         |
| Number of Children in Poverty Ages 0-17 (1995) | 243           | 255,550      |
| Child Poverty Rate Ages 0-17 (1995)            | 19.5          | 26.0         |
| Median Household Income (1995)                 | \$27,618      | \$28,929     |

These data are from the U.S. Census Bureau and were downloaded from the  
Kentucky Population Research website at  
<http://cbpa.louisville.edu/ksdc/>

Additional information on county level poverty estimates are available from the Census Bureau at  
<http://www.census.gov/hhes/www/saipe/estimatetoc.html>


**SEED (Social and Economic Education for Development)** is a program of the Kentucky Cooperative Extension Service at the University of Kentucky. Faculty draw on the resources of the Social and Natural Resources Information Laboratory and professional contacts at the University of Kentucky, other agencies, and community programs throughout the country. For more information contact your local Cooperative Extension office or Dr. Richard C. Maurer, SEED, 500 Garrigus Building, University of Kentucky, Lexington, KY 40546 or call (606) 257-7582.

*Educational programs of the Kentucky Cooperative Extension Service serves all people regardless of race, color, age, sex, religion, disability, or national origin.*

Social and Economic Education for Development



**Kentucky: By the Numbers**  
**~ Poverty Update ~**  
**McCracken County**



Julie N. Zimmerman, Lori Garkovich, and Scott Samson  
Rural and Economic Development Programs, Rural Sociology

University of Kentucky, College of Agriculture

September, 1999

With the success of the county profiles used in the series "Welfare Reform: By the Numbers," we decided to provide updates through a new series called "Kentucky: By the Numbers." These updates will be provided on an occasional basis as new data become available. Copies are also available online the Social, Natural and Agricultural Resources Information Laboratory at <http://snril.ca.uky.edu>.

|  | <u>County</u> | <u>State</u> |
|--|---------------|--------------|
| Total Number of People in Poverty (1995)       | 9,794         | 689,138      |
| Total Poverty Rate (1995)                      | 15.1          | 17.9         |
| Number of Children in Poverty Ages 0-17 (1995) | 3,575         | 255,550      |
| Child Poverty Rate Ages 0-17 (1995)            | 23.4          | 26.0         |
| Median Household Income (1995)                 | \$31,492      | \$28,929     |

These data are from the U.S. Census Bureau and were downloaded from the  
Kentucky Population Research website at  
<http://cbpa.louisville.edu/ksdc/>

Additional information on county level poverty estimates are available from the Census Bureau at  
<http://www.census.gov/hhes/www/saipe/estimatetoc.html>


**SEED (Social and Economic Education for Development)** is a program of the Kentucky Cooperative Extension Service at the University of Kentucky. Faculty draw on the resources of the Social and Natural Resources Information Laboratory and professional contacts at the University of Kentucky, other agencies, and community programs throughout the country. For more information contact your local Cooperative Extension office or Dr. Richard C. Maurer, SEED, 500 Garrigus Building, University of Kentucky, Lexington, KY 40546 or call (606) 257-7582.

*Educational programs of the Kentucky Cooperative Extension Service serves all people regardless of race, color, age, sex, religion, disability, or national origin.*

Social and Economic Education for Development



**Kentucky: By the Numbers**  
**~ Poverty Update ~**  
**McCreary County**



Julie N. Zimmerman, Lori Garkovich, and Scott Samson  
Rural and Economic Development Programs, Rural Sociology

University of Kentucky, College of Agriculture

September, 1999

With the success of the county profiles used in the series "Welfare Reform: By the Numbers," we decided to provide updates through a new series called "Kentucky: By the Numbers." These updates will be provided on an occasional basis as new data become available. Copies are also available online the Social, Natural and Agricultural Resources Information Laboratory at <http://snril.ca.uky.edu>.

|  | <u>County</u> | <u>State</u> |
|--|---------------|--------------|
| Total Number of People in Poverty (1995)       | 6,935         | 689,138      |
| Total Poverty Rate (1995)                      | 41.4          | 17.9         |
| Number of Children in Poverty Ages 0-17 (1995) | 2,824         | 255,550      |
| Child Poverty Rate Ages 0-17 (1995)            | 56.9          | 26.0         |
| Median Household Income (1995)                 | \$16,427      | \$28,929     |

These data are from the U.S. Census Bureau and were downloaded from the  
Kentucky Population Research website at  
<http://cbpa.louisville.edu/ksdc/>

Additional information on county level poverty estimates are available from the Census Bureau at  
<http://www.census.gov/hhes/www/saipe/estimatetoc.html>

**SEED (Social and Economic Education for Development)** is a program of the Kentucky Cooperative Extension Service at the University of Kentucky. Faculty draw on the resources of the Social and Natural Resources Information Laboratory and professional contacts at the University of Kentucky, other agencies, and community programs throughout the country. For more information contact your local Cooperative Extension office or Dr. Richard C. Maurer, SEED, 500 Garrigus Building, University of Kentucky, Lexington, KY 40546 or call (606) 257-7582.

*Educational programs of the Kentucky Cooperative Extension Service serves all people regardless of race, color, age, sex, religion, disability, or national origin.*




Social and Economic Education for Development



**Kentucky: By the Numbers**

**~ Poverty Update ~**

**McLean County**



Julie N. Zimmerman, Lori Garkovich, and Scott Samson  
Rural and Economic Development Programs, Rural Sociology

University of Kentucky, College of Agriculture

September, 1999

With the success of the county profiles used in the series "Welfare Reform: By the Numbers," we decided to provide updates through a new series called "Kentucky: By the Numbers." These updates will be provided on an occasional basis as new data become available. Copies are also available online the Social, Natural and Agricultural Resources Information Laboratory at <http://snril.ca.uky.edu>.

|  | <u>County</u> | <u>State</u> |
|--|---------------|--------------|
| Total Number of People in Poverty (1995)       | 1,637         | 689,138      |
| Total Poverty Rate (1995)                      | 16.8          | 17.9         |
| Number of Children in Poverty Ages 0-17 (1995) | 563           | 255,550      |
| Child Poverty Rate Ages 0-17 (1995)            | 24.1          | 26.0         |
| Median Household Income (1995)                 | \$26,099      | \$28,929     |

These data are from the U.S. Census Bureau and were downloaded from the  
Kentucky Population Research website at  
<http://cbpa.louisville.edu/ksdc/>

Additional information on county level poverty estimates are available from the Census Bureau at  
<http://www.census.gov/hhes/www/saipe/estimatetoc.html>

**SEED (Social and Economic Education for Development)** is a program of the Kentucky Cooperative Extension Service at the University of Kentucky. Faculty draw on the resources of the Social and Natural Resources Information Laboratory and professional contacts at the University of Kentucky, other agencies, and community programs throughout the country. For more information contact your local Cooperative Extension office or Dr. Richard C. Maurer, SEED, 500 Garrigus Building, University of Kentucky, Lexington, KY 40546 or call (606) 257-7582.

*Educational programs of the Kentucky Cooperative Extension Service serves all people regardless of race, color, age, sex, religion, disability, or national origin.*


Social and Economic Education for Development



**Kentucky: By the Numbers**

**~ Poverty Update ~**

**Madison County**



Julie N. Zimmerman, Lori Garkovich, and Scott Samson  
Rural and Economic Development Programs, Rural Sociology

University of Kentucky, College of Agriculture

September, 1999

With the success of the county profiles used in the series "Welfare Reform: By the Numbers," we decided to provide updates through a new series called "Kentucky: By the Numbers." These updates will be provided on an occasional basis as new data become available. Copies are also available online the Social, Natural and Agricultural Resources Information Laboratory at <http://snril.ca.uky.edu>.

|  | <u>County</u> | <u>State</u> |
|--|---------------|--------------|
| Total Number of People in Poverty (1995)       | 10,924        | 689,138      |
| Total Poverty Rate (1995)                      | 18.5          | 17.9         |
| Number of Children in Poverty Ages 0-17 (1995) | 3,539         | 255,550      |
| Child Poverty Rate Ages 0-17 (1995)            | 24.8          | 26.0         |
| Median Household Income (1995)                 | \$29,322      | \$28,929     |

These data are from the U.S. Census Bureau and were downloaded from the  
Kentucky Population Research website at  
<http://cbpa.louisville.edu/ksdc/>

Additional information on county level poverty estimates are available from the Census Bureau at  
<http://www.census.gov/hhes/www/saipe/estimatetoc.html>

**SEED (Social and Economic Education for Development)** is a program of the Kentucky Cooperative Extension Service at the University of Kentucky. Faculty draw on the resources of the Social and Natural Resources Information Laboratory and professional contacts at the University of Kentucky, other agencies, and community programs throughout the country. For more information contact your local Cooperative Extension office or Dr. Richard C. Maurer, SEED, 500 Garrigus Building, University of Kentucky, Lexington, KY 40546 or call (606) 257-7582.

*Educational programs of the Kentucky Cooperative Extension Service serves all people regardless of race, color, age, sex, religion, disability, or national origin.*


Social and Economic Education for Development



**Kentucky: By the Numbers**

**~ Poverty Update ~**

**Magoffin County**



Julie N. Zimmerman, Lori Garkovich, and Scott Samson  
Rural and Economic Development Programs, Rural Sociology

University of Kentucky, College of Agriculture

September, 1999

With the success of the county profiles used in the series "Welfare Reform: By the Numbers," we decided to provide updates through a new series called "Kentucky: By the Numbers." These updates will be provided on an occasional basis as new data become available. Copies are also available online the Social, Natural and Agricultural Resources Information Laboratory at <http://snril.ca.uky.edu>.

|  | <u>County</u> | <u>State</u> |
|--|---------------|--------------|
| Total Number of People in Poverty (1995)       | 5,218         | 689,138      |
| Total Poverty Rate (1995)                      | 38            | 17.9         |
| Number of Children in Poverty Ages 0-17 (1995) | 2,140         | 255,550      |
| Child Poverty Rate Ages 0-17 (1995)            | 51.2          | 26.0         |
| Median Household Income (1995)                 | \$18,856      | \$28,929     |

These data are from the U.S. Census Bureau and were downloaded from the  
Kentucky Population Research website at  
<http://cbpa.louisville.edu/ksdc/>

Additional information on county level poverty estimates are available from the Census Bureau at  
<http://www.census.gov/hhes/www/saipe/estimatetoc.html>

**SEED (Social and Economic Education for Development)** is a program of the Kentucky Cooperative Extension Service at the University of Kentucky. Faculty draw on the resources of the Social and Natural Resources Information Laboratory and professional contacts at the University of Kentucky, other agencies, and community programs throughout the country. For more information contact your local Cooperative Extension office or Dr. Richard C. Maurer, SEED, 500 Garrigus Building, University of Kentucky, Lexington, KY 40546 or call (606) 257-7582.

*Educational programs of the Kentucky Cooperative Extension Service serves all people regardless of race, color, age, sex, religion, disability, or national origin.*


Social and Economic Education for Development



**Kentucky: By the Numbers**

**~ Poverty Update ~**

**Marion County**



Julie N. Zimmerman, Lori Garkovich, and Scott Samson  
Rural and Economic Development Programs, Rural Sociology

University of Kentucky, College of Agriculture

September, 1999

With the success of the county profiles used in the series "Welfare Reform: By the Numbers," we decided to provide updates through a new series called "Kentucky: By the Numbers." These updates will be provided on an occasional basis as new data become available. Copies are also available online the Social, Natural and Agricultural Resources Information Laboratory at <http://snril.ca.uky.edu>.

|  | <u>County</u> | <u>State</u> |
|--|---------------|--------------|
| Total Number of People in Poverty (1995)       | 3,488         | 689,138      |
| Total Poverty Rate (1995)                      | 21            | 17.9         |
| Number of Children in Poverty Ages 0-17 (1995) | 1,248         | 255,550      |
| Child Poverty Rate Ages 0-17 (1995)            | 27.3          | 26.0         |
| Median Household Income (1995)                 | \$24,779      | \$28,929     |

These data are from the U.S. Census Bureau and were downloaded from the  
Kentucky Population Research website at  
<http://cbpa.louisville.edu/ksdc/>

Additional information on county level poverty estimates are available from the Census Bureau at  
<http://www.census.gov/hhes/www/saipe/estimatetoc.html>

**SEED (Social and Economic Education for Development)** is a program of the Kentucky Cooperative Extension Service at the University of Kentucky. Faculty draw on the resources of the Social and Natural Resources Information Laboratory and professional contacts at the University of Kentucky, other agencies, and community programs throughout the country. For more information contact your local Cooperative Extension office or Dr. Richard C. Maurer, SEED, 500 Garrigus Building, University of Kentucky, Lexington, KY 40546 or call (606) 257-7582.

*Educational programs of the Kentucky Cooperative Extension Service serves all people regardless of race, color, age, sex, religion, disability, or national origin.*

Social and Economic Education for Development



**Kentucky: By the Numbers**

**~ Poverty Update ~**

**Marshall County**



Julie N. Zimmerman, Lori Garkovich, and Scott Samson  
Rural and Economic Development Programs, Rural Sociology

University of Kentucky, College of Agriculture

September, 1999

With the success of the county profiles used in the series "Welfare Reform: By the Numbers," we decided to provide updates through a new series called "Kentucky: By the Numbers." These updates will be provided on an occasional basis as new data become available. Copies are also available online the Social, Natural and Agricultural Resources Information Laboratory at <http://snril.ca.uky.edu>.

|  | <u>County</u> | <u>State</u> |
|--|---------------|--------------|
| Total Number of People in Poverty (1995)       | 3,543         | 689,138      |
| Total Poverty Rate (1995)                      | 11.9          | 17.9         |
| Number of Children in Poverty Ages 0-17 (1995) | 1,188         | 255,550      |
| Child Poverty Rate Ages 0-17 (1995)            | 17.8          | 26.0         |
| Median Household Income (1995)                 | \$30,988      | \$28,929     |

These data are from the U.S. Census Bureau and were downloaded from the  
Kentucky Population Research website at  
<http://cbpa.louisville.edu/ksdc/>

Additional information on county level poverty estimates are available from the Census Bureau at  
<http://www.census.gov/hhes/www/saipe/estimatetoc.html>

**SEED (Social and Economic Education for Development)** is a program of the Kentucky Cooperative Extension Service at the University of Kentucky. Faculty draw on the resources of the Social and Natural Resources Information Laboratory and professional contacts at the University of Kentucky, other agencies, and community programs throughout the country. For more information contact your local Cooperative Extension office or Dr. Richard C. Maurer, SEED, 500 Garrigus Building, University of Kentucky, Lexington, KY 40546 or call (606) 257-7582.

*Educational programs of the Kentucky Cooperative Extension Service serves all people regardless of race, color, age, sex, religion, disability, or national origin.*


Social and Economic Education for Development



**Kentucky: By the Numbers**

**~ Poverty Update ~**

**Martin County**



Julie N. Zimmerman, Lori Garkovich, and Scott Samson  
Rural and Economic Development Programs, Rural Sociology

University of Kentucky, College of Agriculture

September, 1999

With the success of the county profiles used in the series "Welfare Reform: By the Numbers," we decided to provide updates through a new series called "Kentucky: By the Numbers." These updates will be provided on an occasional basis as new data become available. Copies are also available online the Social, Natural and Agricultural Resources Information Laboratory at <http://snril.ca.uky.edu>.

|  | <u>County</u> | <u>State</u> |
|--|---------------|--------------|
| Total Number of People in Poverty (1995)       | 4,181         | 689,138      |
| Total Poverty Rate (1995)                      | 32.6          | 17.9         |
| Number of Children in Poverty Ages 0-17 (1995) | 1,744         | 255,550      |
| Child Poverty Rate Ages 0-17 (1995)            | 44.4          | 26.0         |
| Median Household Income (1995)                 | \$22,165      | \$28,929     |

These data are from the U.S. Census Bureau and were downloaded from the  
Kentucky Population Research website at  
<http://cbpa.louisville.edu/ksdc/>

Additional information on county level poverty estimates are available from the Census Bureau at  
<http://www.census.gov/hhes/www/saipe/estimatetoc.html>

**SEED (Social and Economic Education for Development)** is a program of the Kentucky Cooperative Extension Service at the University of Kentucky. Faculty draw on the resources of the Social and Natural Resources Information Laboratory and professional contacts at the University of Kentucky, other agencies, and community programs throughout the country. For more information contact your local Cooperative Extension office or Dr. Richard C. Maurer, SEED, 500 Garrigus Building, University of Kentucky, Lexington, KY 40546 or call (606) 257-7582.

*Educational programs of the Kentucky Cooperative Extension Service serves all people regardless of race, color, age, sex, religion, disability, or national origin.*


Social and Economic Education for Development



**Kentucky: By the Numbers**

**~ Poverty Update ~**

**Mason County**



Julie N. Zimmerman, Lori Garkovich, and Scott Samson  
Rural and Economic Development Programs, Rural Sociology

University of Kentucky, College of Agriculture

September, 1999

With the success of the county profiles used in the series "Welfare Reform: By the Numbers," we decided to provide updates through a new series called "Kentucky: By the Numbers." These updates will be provided on an occasional basis as new data become available. Copies are also available online the Social, Natural and Agricultural Resources Information Laboratory at <http://snril.ca.uky.edu>.

|  | <u>County</u> | <u>State</u> |
|--|---------------|--------------|
| Total Number of People in Poverty (1995)       | 3,311         | 689,138      |
| Total Poverty Rate (1995)                      | 19.4          | 17.9         |
| Number of Children in Poverty Ages 0-17 (1995) | 1,205         | 255,550      |
| Child Poverty Rate Ages 0-17 (1995)            | 28.4          | 26.0         |
| Median Household Income (1995)                 | \$26,819      | \$28,929     |

These data are from the U.S. Census Bureau and were downloaded from the  
Kentucky Population Research website at  
<http://cbpa.louisville.edu/ksdc/>

Additional information on county level poverty estimates are available from the Census Bureau at  
<http://www.census.gov/hhes/www/saipe/estimatetoc.html>

**SEED (Social and Economic Education for Development)** is a program of the Kentucky Cooperative Extension Service at the University of Kentucky. Faculty draw on the resources of the Social and Natural Resources Information Laboratory and professional contacts at the University of Kentucky, other agencies, and community programs throughout the country. For more information contact your local Cooperative Extension office or Dr. Richard C. Maurer, SEED, 500 Garrigus Building, University of Kentucky, Lexington, KY 40546 or call (606) 257-7582.

*Educational programs of the Kentucky Cooperative Extension Service serves all people regardless of race, color, age, sex, religion, disability, or national origin.*


Social and Economic Education for Development



**Kentucky: By the Numbers**

**~ Poverty Update ~**

**Meade County**



Julie N. Zimmerman, Lori Garkovich, and Scott Samson  
Rural and Economic Development Programs, Rural Sociology

University of Kentucky, College of Agriculture

September, 1999

With the success of the county profiles used in the series "Welfare Reform: By the Numbers," we decided to provide updates through a new series called "Kentucky: By the Numbers." These updates will be provided on an occasional basis as new data become available. Copies are also available online the Social, Natural and Agricultural Resources Information Laboratory at <http://snril.ca.uky.edu>.

|  | <u>County</u> | <u>State</u> |
|--|---------------|--------------|
| Total Number of People in Poverty (1995)       | 3,436         | 689,138      |
| Total Poverty Rate (1995)                      | 12.3          | 17.9         |
| Number of Children in Poverty Ages 0-17 (1995) | 1,639         | 255,550      |
| Child Poverty Rate Ages 0-17 (1995)            | 18.1          | 26.0         |
| Median Household Income (1995)                 | \$31,897      | \$28,929     |

These data are from the U.S. Census Bureau and were downloaded from the  
Kentucky Population Research website at  
<http://cbpa.louisville.edu/ksdc/>

Additional information on county level poverty estimates are available from the Census Bureau at  
<http://www.census.gov/hhes/www/saipe/estimatetoc.html>

**SEED (Social and Economic Education for Development)** is a program of the Kentucky Cooperative Extension Service at the University of Kentucky. Faculty draw on the resources of the Social and Natural Resources Information Laboratory and professional contacts at the University of Kentucky, other agencies, and community programs throughout the country. For more information contact your local Cooperative Extension office or Dr. Richard C. Maurer, SEED, 500 Garrigus Building, University of Kentucky, Lexington, KY 40546 or call (606) 257-7582.

*Educational programs of the Kentucky Cooperative Extension Service serves all people regardless of race, color, age, sex, religion, disability, or national origin.*



Social and Economic Education for Development



**Kentucky: By the Numbers**

**~ Poverty Update ~**

**Menifee County**



Julie N. Zimmerman, Lori Garkovich, and Scott Samson  
Rural and Economic Development Programs, Rural Sociology

University of Kentucky, College of Agriculture

September, 1999

With the success of the county profiles used in the series "Welfare Reform: By the Numbers," we decided to provide updates through a new series called "Kentucky: By the Numbers." These updates will be provided on an occasional basis as new data become available. Copies are also available online the Social, Natural and Agricultural Resources Information Laboratory at <http://snril.ca.uky.edu>.

|  | <u>County</u> | <u>State</u> |
|--|---------------|--------------|
| Total Number of People in Poverty (1995)       | 1,760         | 689,138      |
| Total Poverty Rate (1995)                      | 31.5          | 17.9         |
| Number of Children in Poverty Ages 0-17 (1995) | 630           | 255,550      |
| Child Poverty Rate Ages 0-17 (1995)            | 42.3          | 26.0         |
| Median Household Income (1995)                 | \$19,983      | \$28,929     |

These data are from the U.S. Census Bureau and were downloaded from the  
Kentucky Population Research website at  
<http://cbpa.louisville.edu/ksdc/>

Additional information on county level poverty estimates are available from the Census Bureau at  
<http://www.census.gov/hhes/www/saipe/estimatetoc.html>

**SEED (Social and Economic Education for Development)** is a program of the Kentucky Cooperative Extension Service at the University of Kentucky. Faculty draw on the resources of the Social and Natural Resources Information Laboratory and professional contacts at the University of Kentucky, other agencies, and community programs throughout the country. For more information contact your local Cooperative Extension office or Dr. Richard C. Maurer, SEED, 500 Garrigus Building, University of Kentucky, Lexington, KY 40546 or call (606) 257-7582.

*Educational programs of the Kentucky Cooperative Extension Service serves all people regardless of race, color, age, sex, religion, disability, or national origin.*


Social and Economic Education for Development



**Kentucky: By the Numbers**

**~ Poverty Update ~**

**Mercer County**



Julie N. Zimmerman, Lori Garkovich, and Scott Samson  
Rural and Economic Development Programs, Rural Sociology

University of Kentucky, College of Agriculture

September, 1999

With the success of the county profiles used in the series "Welfare Reform: By the Numbers," we decided to provide updates through a new series called "Kentucky: By the Numbers." These updates will be provided on an occasional basis as new data become available. Copies are also available online the Social, Natural and Agricultural Resources Information Laboratory at <http://snril.ca.uky.edu>.

|  | <u>County</u> | <u>State</u> |
|--|---------------|--------------|
| Total Number of People in Poverty (1995)       | 3,089         | 689,138      |
| Total Poverty Rate (1995)                      | 15            | 17.9         |
| Number of Children in Poverty Ages 0-17 (1995) | 1,102         | 255,550      |
| Child Poverty Rate Ages 0-17 (1995)            | 22.7          | 26.0         |
| Median Household Income (1995)                 | \$29,980      | \$28,929     |

These data are from the U.S. Census Bureau and were downloaded from the  
Kentucky Population Research website at  
<http://cbpa.louisville.edu/ksdc/>

Additional information on county level poverty estimates are available from the Census Bureau at  
<http://www.census.gov/hhes/www/saipe/estimatetoc.html>

**SEED (Social and Economic Education for Development)** is a program of the Kentucky Cooperative Extension Service at the University of Kentucky. Faculty draw on the resources of the Social and Natural Resources Information Laboratory and professional contacts at the University of Kentucky, other agencies, and community programs throughout the country. For more information contact your local Cooperative Extension office or Dr. Richard C. Maurer, SEED, 500 Garrigus Building, University of Kentucky, Lexington, KY 40546 or call (606) 257-7582.

*Educational programs of the Kentucky Cooperative Extension Service serves all people regardless of race, color, age, sex, religion, disability, or national origin.*


Social and Economic Education for Development



**Kentucky: By the Numbers**

**~ Poverty Update ~**

**Metcalfe County**



Julie N. Zimmerman, Lori Garkovich, and Scott Samson  
Rural and Economic Development Programs, Rural Sociology

University of Kentucky, College of Agriculture

September, 1999

With the success of the county profiles used in the series "Welfare Reform: By the Numbers," we decided to provide updates through a new series called "Kentucky: By the Numbers." These updates will be provided on an occasional basis as new data become available. Copies are also available online the Social, Natural and Agricultural Resources Information Laboratory at <http://snril.ca.uky.edu>.

|  | <u>County</u> | <u>State</u> |
|--|---------------|--------------|
| Total Number of People in Poverty (1995)       | 2,260         | 689,138      |
| Total Poverty Rate (1995)                      | 24.1          | 17.9         |
| Number of Children in Poverty Ages 0-17 (1995) | 776           | 255,550      |
| Child Poverty Rate Ages 0-17 (1995)            | 34.3          | 26.0         |
| Median Household Income (1995)                 | \$21,128      | \$28,929     |

These data are from the U.S. Census Bureau and were downloaded from the  
Kentucky Population Research website at  
<http://cbpa.louisville.edu/ksdc/>

Additional information on county level poverty estimates are available from the Census Bureau at  
<http://www.census.gov/hhes/www/saipe/estimatetoc.html>

**SEED (Social and Economic Education for Development)** is a program of the Kentucky Cooperative Extension Service at the University of Kentucky. Faculty draw on the resources of the Social and Natural Resources Information Laboratory and professional contacts at the University of Kentucky, other agencies, and community programs throughout the country. For more information contact your local Cooperative Extension office or Dr. Richard C. Maurer, SEED, 500 Garrigus Building, University of Kentucky, Lexington, KY 40546 or call (606) 257-7582.

*Educational programs of the Kentucky Cooperative Extension Service serves all people regardless of race, color, age, sex, religion, disability, or national origin.*


Social and Economic Education for Development



**Kentucky: By the Numbers**

**~ Poverty Update ~**

**Monroe County**



Julie N. Zimmerman, Lori Garkovich, and Scott Samson  
Rural and Economic Development Programs, Rural Sociology

University of Kentucky, College of Agriculture

September, 1999

With the success of the county profiles used in the series "Welfare Reform: By the Numbers," we decided to provide updates through a new series called "Kentucky: By the Numbers." These updates will be provided on an occasional basis as new data become available. Copies are also available online the Social, Natural and Agricultural Resources Information Laboratory at <http://snril.ca.uky.edu>.

|  | <u>County</u> | <u>State</u> |
|--|---------------|--------------|
| Total Number of People in Poverty (1995)       | 2,693         | 689,138      |
| Total Poverty Rate (1995)                      | 23.7          | 17.9         |
| Number of Children in Poverty Ages 0-17 (1995) | 864           | 255,550      |
| Child Poverty Rate Ages 0-17 (1995)            | 31.9          | 26.0         |
| Median Household Income (1995)                 | \$22,305      | \$28,929     |

These data are from the U.S. Census Bureau and were downloaded from the  
Kentucky Population Research website at  
<http://cbpa.louisville.edu/ksdc/>

Additional information on county level poverty estimates are available from the Census Bureau at  
<http://www.census.gov/hhes/www/saipe/estimatetoc.html>

**SEED (Social and Economic Education for Development)** is a program of the Kentucky Cooperative Extension Service at the University of Kentucky. Faculty draw on the resources of the Social and Natural Resources Information Laboratory and professional contacts at the University of Kentucky, other agencies, and community programs throughout the country. For more information contact your local Cooperative Extension office or Dr. Richard C. Maurer, SEED, 500 Garrigus Building, University of Kentucky, Lexington, KY 40546 or call (606) 257-7582.

*Educational programs of the Kentucky Cooperative Extension Service serves all people regardless of race, color, age, sex, religion, disability, or national origin.*


Social and Economic Education for Development



**Kentucky: By the Numbers**

**~ Poverty Update ~**

**Montgomery County**



Julie N. Zimmerman, Lori Garkovich, and Scott Samson  
Rural and Economic Development Programs, Rural Sociology

University of Kentucky, College of Agriculture

September, 1999

With the success of the county profiles used in the series "Welfare Reform: By the Numbers," we decided to provide updates through a new series called "Kentucky: By the Numbers." These updates will be provided on an occasional basis as new data become available. Copies are also available online the Social, Natural and Agricultural Resources Information Laboratory at <http://snril.ca.uky.edu>.

|  | <u>County</u> | <u>State</u> |
|--|---------------|--------------|
| Total Number of People in Poverty (1995)       | 4,126         | 689,138      |
| Total Poverty Rate (1995)                      | 20            | 17.9         |
| Number of Children in Poverty Ages 0-17 (1995) | 1,473         | 255,550      |
| Child Poverty Rate Ages 0-17 (1995)            | 27.9          | 26.0         |
| Median Household Income (1995)                 | \$26,318      | \$28,929     |

These data are from the U.S. Census Bureau and were downloaded from the  
Kentucky Population Research website at  
<http://cbpa.louisville.edu/ksdc/>

Additional information on county level poverty estimates are available from the Census Bureau at  
<http://www.census.gov/hhes/www/saipe/estimatetoc.html>

**SEED (Social and Economic Education for Development)** is a program of the Kentucky Cooperative Extension Service at the University of Kentucky. Faculty draw on the resources of the Social and Natural Resources Information Laboratory and professional contacts at the University of Kentucky, other agencies, and community programs throughout the country. For more information contact your local Cooperative Extension office or Dr. Richard C. Maurer, SEED, 500 Garrigus Building, University of Kentucky, Lexington, KY 40546 or call (606) 257-7582.

*Educational programs of the Kentucky Cooperative Extension Service serves all people regardless of race, color, age, sex, religion, disability, or national origin.*


Social and Economic Education for Development



**Kentucky: By the Numbers**

**~ Poverty Update ~**

**Morgan County**



Julie N. Zimmerman, Lori Garkovich, and Scott Samson  
Rural and Economic Development Programs, Rural Sociology

University of Kentucky, College of Agriculture

September, 1999

With the success of the county profiles used in the series "Welfare Reform: By the Numbers," we decided to provide updates through a new series called "Kentucky: By the Numbers." These updates will be provided on an occasional basis as new data become available. Copies are also available online the Social, Natural and Agricultural Resources Information Laboratory at <http://snril.ca.uky.edu>.

|  | <u>County</u> | <u>State</u> |
|--|---------------|--------------|
| Total Number of People in Poverty (1995)       | 4,425         | 689,138      |
| Total Poverty Rate (1995)                      | 36.3          | 17.9         |
| Number of Children in Poverty Ages 0-17 (1995) | 1,597         | 255,550      |
| Child Poverty Rate Ages 0-17 (1995)            | 48.4          | 26.0         |
| Median Household Income (1995)                 | \$18,842      | \$28,929     |

These data are from the U.S. Census Bureau and were downloaded from the  
Kentucky Population Research website at  
<http://cbpa.louisville.edu/ksdc/>

Additional information on county level poverty estimates are available from the Census Bureau at  
<http://www.census.gov/hhes/www/saipe/estimatetoc.html>

**SEED (Social and Economic Education for Development)** is a program of the Kentucky Cooperative Extension Service at the University of Kentucky. Faculty draw on the resources of the Social and Natural Resources Information Laboratory and professional contacts at the University of Kentucky, other agencies, and community programs throughout the country. For more information contact your local Cooperative Extension office or Dr. Richard C. Maurer, SEED, 500 Garrigus Building, University of Kentucky, Lexington, KY 40546 or call (606) 257-7582.

*Educational programs of the Kentucky Cooperative Extension Service serves all people regardless of race, color, age, sex, religion, disability, or national origin.*

