


Social and Economic Education for Development



**Kentucky: By the Numbers**  
**~ Poverty Update ~**  
**Cumberland County**



Julie N. Zimmerman, Lori Garkovich, and Scott Samson  
Rural and Economic Development Programs, Rural Sociology

University of Kentucky, College of Agriculture

September, 1999

With the success of the county profiles used in the series "Welfare Reform: By the Numbers," we decided to provide updates through a new series called "Kentucky: By the Numbers." These updates will be provided on an occasional basis as new data become available. Copies are also available online the Social, Natural and Agricultural Resources Information Laboratory at <http://snril.ca.uky.edu>.

	<u>County</u>	<u>State</u>
Total Number of People in Poverty (1995)	1,959	689,138
Total Poverty Rate (1995)	28.1	17.9
Number of Children in Poverty Ages 0-17 (1995)	614	255,550
Child Poverty Rate Ages 0-17 (1995)	38.3	26.0
Median Household Income (1995)	\$17,979	\$28,929

These data are from the U.S. Census Bureau and were downloaded from the  
Kentucky Population Research website at  
<http://cbpa.louisville.edu/ksdc/>

Additional information on county level poverty estimates are available from the Census Bureau at  
<http://www.census.gov/hhes/www/saipe/estimatetoc.html>

**SEED (Social and Economic Education for Development)** is a program of the Kentucky Cooperative Extension Service at the University of Kentucky. Faculty draw on the resources of the Social and Natural Resources Information Laboratory and professional contacts at the University of Kentucky, other agencies, and community programs throughout the country. For more information contact your local Cooperative Extension office or Dr. Richard C. Maurer, SEED, 500 Garrigus Building, University of Kentucky, Lexington, KY 40546 or call (606) 257-7582.

*Educational programs of the Kentucky Cooperative Extension Service serves all people regardless of race, color, age, sex, religion, disability, or national origin.*


Social and Economic Education for Development



**Kentucky: By the Numbers**

**~ Poverty Update ~**

**Daviess County**



Julie N. Zimmerman, Lori Garkovich, and Scott Samson  
Rural and Economic Development Programs, Rural Sociology

University of Kentucky, College of Agriculture

September, 1999

With the success of the county profiles used in the series "Welfare Reform: By the Numbers," we decided to provide updates through a new series called "Kentucky: By the Numbers." These updates will be provided on an occasional basis as new data become available. Copies are also available online the Social, Natural and Agricultural Resources Information Laboratory at <http://snril.ca.uky.edu>.

	<u>County</u>	<u>State</u>
Total Number of People in Poverty (1995)	13,545	689,138
Total Poverty Rate (1995)	15	17.9
Number of Children in Poverty Ages 0-17 (1995)	5,225	255,550
Child Poverty Rate Ages 0-17 (1995)	21.8	26.0
Median Household Income (1995)	\$31,810	\$28,929

These data are from the U.S. Census Bureau and were downloaded from the  
Kentucky Population Research website at  
<http://cbpa.louisville.edu/ksdc/>

Additional information on county level poverty estimates are available from the Census Bureau at  
<http://www.census.gov/hhes/www/saipe/estimatetoc.html>


**SEED (Social and Economic Education for Development)** is a program of the Kentucky Cooperative Extension Service at the University of Kentucky. Faculty draw on the resources of the Social and Natural Resources Information Laboratory and professional contacts at the University of Kentucky, other agencies, and community programs throughout the country. For more information contact your local Cooperative Extension office or Dr. Richard C. Maurer, SEED, 500 Garrigus Building, University of Kentucky, Lexington, KY 40546 or call (606) 257-7582.

*Educational programs of the Kentucky Cooperative Extension Service serves all people regardless of race, color, age, sex, religion, disability, or national origin.*

Social and Economic Education for Development



**Kentucky: By the Numbers**  
**~ Poverty Update ~**  
**Edmonson County**



Julie N. Zimmerman, Lori Garkovich, and Scott Samson  
Rural and Economic Development Programs, Rural Sociology

University of Kentucky, College of Agriculture

September, 1999

With the success of the county profiles used in the series "Welfare Reform: By the Numbers," we decided to provide updates through a new series called "Kentucky: By the Numbers." These updates will be provided on an occasional basis as new data become available. Copies are also available online the Social, Natural and Agricultural Resources Information Laboratory at <http://snril.ca.uky.edu>.

	<u>County</u>	<u>State</u>
Total Number of People in Poverty (1995)	2,368	689,138
Total Poverty Rate (1995)	21.2	17.9
Number of Children in Poverty Ages 0-17 (1995)	813	255,550
Child Poverty Rate Ages 0-17 (1995)	28.8	26.0
Median Household Income (1995)	\$22,661	\$28,929

These data are from the U.S. Census Bureau and were downloaded from the  
Kentucky Population Research website at  
<http://cbpa.louisville.edu/ksdc/>

Additional information on county level poverty estimates are available from the Census Bureau at  
<http://www.census.gov/hhes/www/saipe/estimatetoc.html>

**SEED (Social and Economic Education for Development)** is a program of the Kentucky Cooperative Extension Service at the University of Kentucky. Faculty draw on the resources of the Social and Natural Resources Information Laboratory and professional contacts at the University of Kentucky, other agencies, and community programs throughout the country. For more information contact your local Cooperative Extension office or Dr. Richard C. Maurer, SEED, 500 Garrigus Building, University of Kentucky, Lexington, KY 40546 or call (606) 257-7582.

*Educational programs of the Kentucky Cooperative Extension Service serves all people regardless of race, color, age, sex, religion, disability, or national origin.*


Social and Economic Education for Development



**Kentucky: By the Numbers**

**~ Poverty Update ~**

**Elliott County**



Julie N. Zimmerman, Lori Garkovich, and Scott Samson  
Rural and Economic Development Programs, Rural Sociology

University of Kentucky, College of Agriculture

September, 1999

With the success of the county profiles used in the series "Welfare Reform: By the Numbers," we decided to provide updates through a new series called "Kentucky: By the Numbers." These updates will be provided on an occasional basis as new data become available. Copies are also available online the Social, Natural and Agricultural Resources Information Laboratory at <http://snril.ca.uky.edu>.

	<u>County</u>	<u>State</u>
Total Number of People in Poverty (1995)	2,143	689,138
Total Poverty Rate (1995)	32.1	17.9
Number of Children in Poverty Ages 0-17 (1995)	793	255,550
Child Poverty Rate Ages 0-17 (1995)	42.1	26.0
Median Household Income (1995)	\$18,183	\$28,929

These data are from the U.S. Census Bureau and were downloaded from the  
Kentucky Population Research website at  
<http://cbpa.louisville.edu/ksdc/>

Additional information on county level poverty estimates are available from the Census Bureau at  
<http://www.census.gov/hhes/www/saipe/estimatetoc.html>

**SEED (Social and Economic Education for Development)** is a program of the Kentucky Cooperative Extension Service at the University of Kentucky. Faculty draw on the resources of the Social and Natural Resources Information Laboratory and professional contacts at the University of Kentucky, other agencies, and community programs throughout the country. For more information contact your local Cooperative Extension office or Dr. Richard C. Maurer, SEED, 500 Garrigus Building, University of Kentucky, Lexington, KY 40546 or call (606) 257-7582.

*Educational programs of the Kentucky Cooperative Extension Service serves all people regardless of race, color, age, sex, religion, disability, or national origin.*


Social and Economic Education for Development



**Kentucky: By the Numbers**

**~ Poverty Update ~**

**Estill County**



Julie N. Zimmerman, Lori Garkovich, and Scott Samson  
Rural and Economic Development Programs, Rural Sociology

University of Kentucky, College of Agriculture

September, 1999

With the success of the county profiles used in the series "Welfare Reform: By the Numbers," we decided to provide updates through a new series called "Kentucky: By the Numbers." These updates will be provided on an occasional basis as new data become available. Copies are also available online the Social, Natural and Agricultural Resources Information Laboratory at <http://snril.ca.uky.edu>.

	<u>County</u>	<u>State</u>
Total Number of People in Poverty (1995)	4,117	689,138
Total Poverty Rate (1995)	26.3	17.9
Number of Children in Poverty Ages 0-17 (1995)	1,510	255,550
Child Poverty Rate Ages 0-17 (1995)	37.4	26.0
Median Household Income (1995)	\$22,114	\$28,929

These data are from the U.S. Census Bureau and were downloaded from the  
Kentucky Population Research website at  
<http://cbpa.louisville.edu/ksdc/>

Additional information on county level poverty estimates are available from the Census Bureau at  
<http://www.census.gov/hhes/www/saipe/estimatetoc.html>

**SEED (Social and Economic Education for Development)** is a program of the Kentucky Cooperative Extension Service at the University of Kentucky. Faculty draw on the resources of the Social and Natural Resources Information Laboratory and professional contacts at the University of Kentucky, other agencies, and community programs throughout the country. For more information contact your local Cooperative Extension office or Dr. Richard C. Maurer, SEED, 500 Garrigus Building, University of Kentucky, Lexington, KY 40546 or call (606) 257-7582.

*Educational programs of the Kentucky Cooperative Extension Service serves all people regardless of race, color, age, sex, religion, disability, or national origin.*


Social and Economic Education for Development



**Kentucky: By the Numbers**

**~ Poverty Update ~**

**Fayette County**



Julie N. Zimmerman, Lori Garkovich, and Scott Samson  
Rural and Economic Development Programs, Rural Sociology

University of Kentucky, College of Agriculture

September, 1999

With the success of the county profiles used in the series "Welfare Reform: By the Numbers," we decided to provide updates through a new series called "Kentucky: By the Numbers." These updates will be provided on an occasional basis as new data become available. Copies are also available online the Social, Natural and Agricultural Resources Information Laboratory at <http://snril.ca.uky.edu>.

	<u>County</u>	<u>State</u>
Total Number of People in Poverty (1995)	30,770	689,138
Total Poverty Rate (1995)	13.3	17.9
Number of Children in Poverty Ages 0-17 (1995)	10,577	255,550
Child Poverty Rate Ages 0-17 (1995)	20.1	26.0
Median Household Income (1995)	\$35,887	\$28,929

These data are from the U.S. Census Bureau and were downloaded from the  
Kentucky Population Research website at  
<http://cbpa.louisville.edu/ksdc/>

Additional information on county level poverty estimates are available from the Census Bureau at  
<http://www.census.gov/hhes/www/saipe/estimatetoc.html>

**SEED (Social and Economic Education for Development)** is a program of the Kentucky Cooperative Extension Service at the University of Kentucky. Faculty draw on the resources of the Social and Natural Resources Information Laboratory and professional contacts at the University of Kentucky, other agencies, and community programs throughout the country. For more information contact your local Cooperative Extension office or Dr. Richard C. Maurer, SEED, 500 Garrigus Building, University of Kentucky, Lexington, KY 40546 or call (606) 257-7582.

*Educational programs of the Kentucky Cooperative Extension Service serves all people regardless of race, color, age, sex, religion, disability, or national origin.*


Social and Economic Education for Development



**Kentucky: By the Numbers**

**~ Poverty Update ~**

**Fleming County**



Julie N. Zimmerman, Lori Garkovich, and Scott Samson  
Rural and Economic Development Programs, Rural Sociology

University of Kentucky, College of Agriculture

September, 1999

With the success of the county profiles used in the series "Welfare Reform: By the Numbers," we decided to provide updates through a new series called "Kentucky: By the Numbers." These updates will be provided on an occasional basis as new data become available. Copies are also available online the Social, Natural and Agricultural Resources Information Laboratory at <http://snril.ca.uky.edu>.

	<u>County</u>	<u>State</u>
Total Number of People in Poverty (1995)	2,915	689,138
Total Poverty Rate (1995)	22.1	17.9
Number of Children in Poverty Ages 0-17 (1995)	954	255,550
Child Poverty Rate Ages 0-17 (1995)	29.3	26.0
Median Household Income (1995)	\$22,939	\$28,929

These data are from the U.S. Census Bureau and were downloaded from the  
Kentucky Population Research website at  
<http://cbpa.louisville.edu/ksdc/>

Additional information on county level poverty estimates are available from the Census Bureau at  
<http://www.census.gov/hhes/www/saipe/estimatetoc.html>

**SEED (Social and Economic Education for Development)** is a program of the Kentucky Cooperative Extension Service at the University of Kentucky. Faculty draw on the resources of the Social and Natural Resources Information Laboratory and professional contacts at the University of Kentucky, other agencies, and community programs throughout the country. For more information contact your local Cooperative Extension office or Dr. Richard C. Maurer, SEED, 500 Garrigus Building, University of Kentucky, Lexington, KY 40546 or call (606) 257-7582.

*Educational programs of the Kentucky Cooperative Extension Service serves all people regardless of race, color, age, sex, religion, disability, or national origin.*


Social and Economic Education for Development



**Kentucky: By the Numbers**

**~ Poverty Update ~**

**Floyd County**



Julie N. Zimmerman, Lori Garkovich, and Scott Samson  
Rural and Economic Development Programs, Rural Sociology

University of Kentucky, College of Agriculture

September, 1999

With the success of the county profiles used in the series "Welfare Reform: By the Numbers," we decided to provide updates through a new series called "Kentucky: By the Numbers." These updates will be provided on an occasional basis as new data become available. Copies are also available online the Social, Natural and Agricultural Resources Information Laboratory at <http://snril.ca.uky.edu>.

	<u>County</u>	<u>State</u>
Total Number of People in Poverty (1995)	13,784	689,138
Total Poverty Rate (1995)	31.3	17.9
Number of Children in Poverty Ages 0-17 (1995)	5,338	255,550
Child Poverty Rate Ages 0-17 (1995)	43	26.0
Median Household Income (1995)	\$21,792	\$28,929

These data are from the U.S. Census Bureau and were downloaded from the  
Kentucky Population Research website at  
<http://cbpa.louisville.edu/ksdc/>

Additional information on county level poverty estimates are available from the Census Bureau at  
<http://www.census.gov/hhes/www/saipe/estimatetoc.html>

**SEED (Social and Economic Education for Development)** is a program of the Kentucky Cooperative Extension Service at the University of Kentucky. Faculty draw on the resources of the Social and Natural Resources Information Laboratory and professional contacts at the University of Kentucky, other agencies, and community programs throughout the country. For more information contact your local Cooperative Extension office or Dr. Richard C. Maurer, SEED, 500 Garrigus Building, University of Kentucky, Lexington, KY 40546 or call (606) 257-7582.

*Educational programs of the Kentucky Cooperative Extension Service serves all people regardless of race, color, age, sex, religion, disability, or national origin.*




Social and Economic Education for Development



**Kentucky: By the Numbers**

**~ Poverty Update ~**

**Franklin County**



Julie N. Zimmerman, Lori Garkovich, and Scott Samson  
Rural and Economic Development Programs, Rural Sociology

University of Kentucky, College of Agriculture

September, 1999

With the success of the county profiles used in the series "Welfare Reform: By the Numbers," we decided to provide updates through a new series called "Kentucky: By the Numbers." These updates will be provided on an occasional basis as new data become available. Copies are also available online the Social, Natural and Agricultural Resources Information Laboratory at <http://snril.ca.uky.edu>.

	<u>County</u>	<u>State</u>
Total Number of People in Poverty (1995)	5,193	689,138
Total Poverty Rate (1995)	11.5	17.9
Number of Children in Poverty Ages 0-17 (1995)	1,923	255,550
Child Poverty Rate Ages 0-17 (1995)	17.9	26.0
Median Household Income (1995)	\$34,690	\$28,929

These data are from the U.S. Census Bureau and were downloaded from the  
Kentucky Population Research website at  
<http://cbpa.louisville.edu/ksdc/>

Additional information on county level poverty estimates are available from the Census Bureau at  
<http://www.census.gov/hhes/www/saipe/estimatetoc.html>

**SEED (Social and Economic Education for Development)** is a program of the Kentucky Cooperative Extension Service at the University of Kentucky. Faculty draw on the resources of the Social and Natural Resources Information Laboratory and professional contacts at the University of Kentucky, other agencies, and community programs throughout the country. For more information contact your local Cooperative Extension office or Dr. Richard C. Maurer, SEED, 500 Garrigus Building, University of Kentucky, Lexington, KY 40546 or call (606) 257-7582.

*Educational programs of the Kentucky Cooperative Extension Service serves all people regardless of race, color, age, sex, religion, disability, or national origin.*


Social and Economic Education for Development



**Kentucky: By the Numbers**

**~ Poverty Update ~**

**Fulton County**



Julie N. Zimmerman, Lori Garkovich, and Scott Samson  
Rural and Economic Development Programs, Rural Sociology

University of Kentucky, College of Agriculture

September, 1999

With the success of the county profiles used in the series "Welfare Reform: By the Numbers," we decided to provide updates through a new series called "Kentucky: By the Numbers." These updates will be provided on an occasional basis as new data become available. Copies are also available online the Social, Natural and Agricultural Resources Information Laboratory at <http://snril.ca.uky.edu>.

	<u>County</u>	<u>State</u>
Total Number of People in Poverty (1995)	2,015	689,138
Total Poverty Rate (1995)	25.9	17.9
Number of Children in Poverty Ages 0-17 (1995)	744	255,550
Child Poverty Rate Ages 0-17 (1995)	39.7	26.0
Median Household Income (1995)	\$21,979	\$28,929

These data are from the U.S. Census Bureau and were downloaded from the  
Kentucky Population Research website at  
<http://cbpa.louisville.edu/ksdc/>

Additional information on county level poverty estimates are available from the Census Bureau at  
<http://www.census.gov/hhes/www/saipe/estimatetoc.html>

**SEED (Social and Economic Education for Development)** is a program of the Kentucky Cooperative Extension Service at the University of Kentucky. Faculty draw on the resources of the Social and Natural Resources Information Laboratory and professional contacts at the University of Kentucky, other agencies, and community programs throughout the country. For more information contact your local Cooperative Extension office or Dr. Richard C. Maurer, SEED, 500 Garrigus Building, University of Kentucky, Lexington, KY 40546 or call (606) 257-7582.

*Educational programs of the Kentucky Cooperative Extension Service serves all people regardless of race, color, age, sex, religion, disability, or national origin.*


Social and Economic Education for Development



**Kentucky: By the Numbers**

**~ Poverty Update ~**

**Gallatin County**



Julie N. Zimmerman, Lori Garkovich, and Scott Samson  
Rural and Economic Development Programs, Rural Sociology

University of Kentucky, College of Agriculture

September, 1999

With the success of the county profiles used in the series "Welfare Reform: By the Numbers," we decided to provide updates through a new series called "Kentucky: By the Numbers." These updates will be provided on an occasional basis as new data become available. Copies are also available online the Social, Natural and Agricultural Resources Information Laboratory at <http://snril.ca.uky.edu>.

	<u>County</u>	<u>State</u>
Total Number of People in Poverty (1995)	1,060	689,138
Total Poverty Rate (1995)	16.3	17.9
Number of Children in Poverty Ages 0-17 (1995)	391	255,550
Child Poverty Rate Ages 0-17 (1995)	22	26.0
Median Household Income (1995)	\$28,649	\$28,929

These data are from the U.S. Census Bureau and were downloaded from the  
Kentucky Population Research website at  
<http://cbpa.louisville.edu/ksdc/>

Additional information on county level poverty estimates are available from the Census Bureau at  
<http://www.census.gov/hhes/www/saipe/estimatetoc.html>

**SEED (Social and Economic Education for Development)** is a program of the Kentucky Cooperative Extension Service at the University of Kentucky. Faculty draw on the resources of the Social and Natural Resources Information Laboratory and professional contacts at the University of Kentucky, other agencies, and community programs throughout the country. For more information contact your local Cooperative Extension office or Dr. Richard C. Maurer, SEED, 500 Garrigus Building, University of Kentucky, Lexington, KY 40546 or call (606) 257-7582.

*Educational programs of the Kentucky Cooperative Extension Service serves all people regardless of race, color, age, sex, religion, disability, or national origin.*


Social and Economic Education for Development



**Kentucky: By the Numbers**

**~ Poverty Update ~**

**Garrard County**



Julie N. Zimmerman, Lori Garkovich, and Scott Samson  
Rural and Economic Development Programs, Rural Sociology

University of Kentucky, College of Agriculture

September, 1999

With the success of the county profiles used in the series "Welfare Reform: By the Numbers," we decided to provide updates through a new series called "Kentucky: By the Numbers." These updates will be provided on an occasional basis as new data become available. Copies are also available online the Social, Natural and Agricultural Resources Information Laboratory at <http://snril.ca.uky.edu>.

	<u>County</u>	<u>State</u>
Total Number of People in Poverty (1995)	2,231	689,138
Total Poverty Rate (1995)	16.6	17.9
Number of Children in Poverty Ages 0-17 (1995)	709	255,550
Child Poverty Rate Ages 0-17 (1995)	22.6	26.0
Median Household Income (1995)	\$26,940	\$28,929

These data are from the U.S. Census Bureau and were downloaded from the  
Kentucky Population Research website at  
<http://cbpa.louisville.edu/ksdc/>

Additional information on county level poverty estimates are available from the Census Bureau at  
<http://www.census.gov/hhes/www/saipe/estimatetoc.html>

**SEED (Social and Economic Education for Development)** is a program of the Kentucky Cooperative Extension Service at the University of Kentucky. Faculty draw on the resources of the Social and Natural Resources Information Laboratory and professional contacts at the University of Kentucky, other agencies, and community programs throughout the country. For more information contact your local Cooperative Extension office or Dr. Richard C. Maurer, SEED, 500 Garrigus Building, University of Kentucky, Lexington, KY 40546 or call (606) 257-7582.

*Educational programs of the Kentucky Cooperative Extension Service serves all people regardless of race, color, age, sex, religion, disability, or national origin.*


Social and Economic Education for Development



**Kentucky: By the Numbers**

**~ Poverty Update ~**

**Grant County**



Julie N. Zimmerman, Lori Garkovich, and Scott Samson  
Rural and Economic Development Programs, Rural Sociology

University of Kentucky, College of Agriculture

September, 1999

With the success of the county profiles used in the series "Welfare Reform: By the Numbers," we decided to provide updates through a new series called "Kentucky: By the Numbers." These updates will be provided on an occasional basis as new data become available. Copies are also available online the Social, Natural and Agricultural Resources Information Laboratory at <http://snril.ca.uky.edu>.

	<u>County</u>	<u>State</u>
Total Number of People in Poverty (1995)	2,879	689,138
Total Poverty Rate (1995)	14.8	17.9
Number of Children in Poverty Ages 0-17 (1995)	1,128	255,550
Child Poverty Rate Ages 0-17 (1995)	20.7	26.0
Median Household Income (1995)	\$31,637	\$28,929

These data are from the U.S. Census Bureau and were downloaded from the  
Kentucky Population Research website at  
<http://cbpa.louisville.edu/ksdc/>

Additional information on county level poverty estimates are available from the Census Bureau at  
<http://www.census.gov/hhes/www/saipe/estimatetoc.html>

**SEED (Social and Economic Education for Development)** is a program of the Kentucky Cooperative Extension Service at the University of Kentucky. Faculty draw on the resources of the Social and Natural Resources Information Laboratory and professional contacts at the University of Kentucky, other agencies, and community programs throughout the country. For more information contact your local Cooperative Extension office or Dr. Richard C. Maurer, SEED, 500 Garrigus Building, University of Kentucky, Lexington, KY 40546 or call (606) 257-7582.

*Educational programs of the Kentucky Cooperative Extension Service serves all people regardless of race, color, age, sex, religion, disability, or national origin.*


Social and Economic Education for Development



**Kentucky: By the Numbers**

**~ Poverty Update ~**

**Graves County**



Julie N. Zimmerman, Lori Garkovich, and Scott Samson  
Rural and Economic Development Programs, Rural Sociology

University of Kentucky, College of Agriculture

September, 1999

With the success of the county profiles used in the series "Welfare Reform: By the Numbers," we decided to provide updates through a new series called "Kentucky: By the Numbers." These updates will be provided on an occasional basis as new data become available. Copies are also available online the Social, Natural and Agricultural Resources Information Laboratory at <http://snril.ca.uky.edu>.

	<u>County</u>	<u>State</u>
Total Number of People in Poverty (1995)	5,313	689,138
Total Poverty Rate (1995)	14.9	17.9
Number of Children in Poverty Ages 0-17 (1995)	1,846	255,550
Child Poverty Rate Ages 0-17 (1995)	22.1	26.0
Median Household Income (1995)	\$27,781	\$28,929

These data are from the U.S. Census Bureau and were downloaded from the  
Kentucky Population Research website at  
<http://cbpa.louisville.edu/ksdc/>

Additional information on county level poverty estimates are available from the Census Bureau at  
<http://www.census.gov/hhes/www/saipe/estimatetoc.html>

**SEED (Social and Economic Education for Development)** is a program of the Kentucky Cooperative Extension Service at the University of Kentucky. Faculty draw on the resources of the Social and Natural Resources Information Laboratory and professional contacts at the University of Kentucky, other agencies, and community programs throughout the country. For more information contact your local Cooperative Extension office or Dr. Richard C. Maurer, SEED, 500 Garrigus Building, University of Kentucky, Lexington, KY 40546 or call (606) 257-7582.

*Educational programs of the Kentucky Cooperative Extension Service serves all people regardless of race, color, age, sex, religion, disability, or national origin.*


Social and Economic Education for Development



**Kentucky: By the Numbers**

**~ Poverty Update ~**

**Grayson County**



Julie N. Zimmerman, Lori Garkovich, and Scott Samson  
Rural and Economic Development Programs, Rural Sociology

University of Kentucky, College of Agriculture

September, 1999

With the success of the county profiles used in the series "Welfare Reform: By the Numbers," we decided to provide updates through a new series called "Kentucky: By the Numbers." These updates will be provided on an occasional basis as new data become available. Copies are also available online the Social, Natural and Agricultural Resources Information Laboratory at <http://snril.ca.uky.edu>.

	<u>County</u>	<u>State</u>
Total Number of People in Poverty (1995)	5,157	689,138
Total Poverty Rate (1995)	22.4	17.9
Number of Children in Poverty Ages 0-17 (1995)	1,824	255,550
Child Poverty Rate Ages 0-17 (1995)	31.6	26.0
Median Household Income (1995)	\$23,161	\$28,929

These data are from the U.S. Census Bureau and were downloaded from the  
Kentucky Population Research website at  
<http://cbpa.louisville.edu/ksdc/>

Additional information on county level poverty estimates are available from the Census Bureau at  
<http://www.census.gov/hhes/www/saipe/estimatetoc.html>

**SEED (Social and Economic Education for Development)** is a program of the Kentucky Cooperative Extension Service at the University of Kentucky. Faculty draw on the resources of the Social and Natural Resources Information Laboratory and professional contacts at the University of Kentucky, other agencies, and community programs throughout the country. For more information contact your local Cooperative Extension office or Dr. Richard C. Maurer, SEED, 500 Garrigus Building, University of Kentucky, Lexington, KY 40546 or call (606) 257-7582.

*Educational programs of the Kentucky Cooperative Extension Service serves all people regardless of race, color, age, sex, religion, disability, or national origin.*


Social and Economic Education for Development



**Kentucky: By the Numbers**

**~ Poverty Update ~**

**Green County**



Julie N. Zimmerman, Lori Garkovich, and Scott Samson  
Rural and Economic Development Programs, Rural Sociology

University of Kentucky, College of Agriculture

September, 1999

With the success of the county profiles used in the series "Welfare Reform: By the Numbers," we decided to provide updates through a new series called "Kentucky: By the Numbers." These updates will be provided on an occasional basis as new data become available. Copies are also available online the Social, Natural and Agricultural Resources Information Laboratory at <http://snril.ca.uky.edu>.

	<u>County</u>	<u>State</u>
Total Number of People in Poverty (1995)	2,001	689,138
Total Poverty Rate (1995)	19	17.9
Number of Children in Poverty Ages 0-17 (1995)	565	255,550
Child Poverty Rate Ages 0-17 (1995)	24.3	26.0
Median Household Income (1995)	\$22,819	\$28,929

These data are from the U.S. Census Bureau and were downloaded from the  
Kentucky Population Research website at  
<http://cbpa.louisville.edu/ksdc/>

Additional information on county level poverty estimates are available from the Census Bureau at  
<http://www.census.gov/hhes/www/saipe/estimatetoc.html>

**SEED (Social and Economic Education for Development)** is a program of the Kentucky Cooperative Extension Service at the University of Kentucky. Faculty draw on the resources of the Social and Natural Resources Information Laboratory and professional contacts at the University of Kentucky, other agencies, and community programs throughout the country. For more information contact your local Cooperative Extension office or Dr. Richard C. Maurer, SEED, 500 Garrigus Building, University of Kentucky, Lexington, KY 40546 or call (606) 257-7582.

*Educational programs of the Kentucky Cooperative Extension Service serves all people regardless of race, color, age, sex, religion, disability, or national origin.*




Social and Economic Education for Development



**Kentucky: By the Numbers**

**~ Poverty Update ~**

**Greenup County**



Julie N. Zimmerman, Lori Garkovich, and Scott Samson  
Rural and Economic Development Programs, Rural Sociology

University of Kentucky, College of Agriculture

September, 1999

With the success of the county profiles used in the series "Welfare Reform: By the Numbers," we decided to provide updates through a new series called "Kentucky: By the Numbers." These updates will be provided on an occasional basis as new data become available. Copies are also available online the Social, Natural and Agricultural Resources Information Laboratory at <http://snril.ca.uky.edu>.

	<u>County</u>	<u>State</u>
Total Number of People in Poverty (1995)	6,641	689,138
Total Poverty Rate (1995)	17.8	17.9
Number of Children in Poverty Ages 0-17 (1995)	2,399	255,550
Child Poverty Rate Ages 0-17 (1995)	25.9	26.0
Median Household Income (1995)	\$29,527	\$28,929

These data are from the U.S. Census Bureau and were downloaded from the  
Kentucky Population Research website at  
<http://cbpa.louisville.edu/ksdc/>

Additional information on county level poverty estimates are available from the Census Bureau at  
<http://www.census.gov/hhes/www/saipe/estimatetoc.html>

**SEED (Social and Economic Education for Development)** is a program of the Kentucky Cooperative Extension Service at the University of Kentucky. Faculty draw on the resources of the Social and Natural Resources Information Laboratory and professional contacts at the University of Kentucky, other agencies, and community programs throughout the country. For more information contact your local Cooperative Extension office or Dr. Richard C. Maurer, SEED, 500 Garrigus Building, University of Kentucky, Lexington, KY 40546 or call (606) 257-7582.

*Educational programs of the Kentucky Cooperative Extension Service serves all people regardless of race, color, age, sex, religion, disability, or national origin.*


Social and Economic Education for Development



**Kentucky: By the Numbers**

**~ Poverty Update ~**

**Hancock County**



Julie N. Zimmerman, Lori Garkovich, and Scott Samson  
Rural and Economic Development Programs, Rural Sociology

University of Kentucky, College of Agriculture

September, 1999

With the success of the county profiles used in the series "Welfare Reform: By the Numbers," we decided to provide updates through a new series called "Kentucky: By the Numbers." These updates will be provided on an occasional basis as new data become available. Copies are also available online the Social, Natural and Agricultural Resources Information Laboratory at <http://snril.ca.uky.edu>.

	<u>County</u>	<u>State</u>
Total Number of People in Poverty (1995)	1,153	689,138
Total Poverty Rate (1995)	13.2	17.9
Number of Children in Poverty Ages 0-17 (1995)	479	255,550
Child Poverty Rate Ages 0-17 (1995)	19.3	26.0
Median Household Income (1995)	\$35,727	\$28,929

These data are from the U.S. Census Bureau and were downloaded from the  
Kentucky Population Research website at  
<http://cbpa.louisville.edu/ksdc/>

Additional information on county level poverty estimates are available from the Census Bureau at  
<http://www.census.gov/hhes/www/saipe/estimatetoc.html>

**SEED (Social and Economic Education for Development)** is a program of the Kentucky Cooperative Extension Service at the University of Kentucky. Faculty draw on the resources of the Social and Natural Resources Information Laboratory and professional contacts at the University of Kentucky, other agencies, and community programs throughout the country. For more information contact your local Cooperative Extension office or Dr. Richard C. Maurer, SEED, 500 Garrigus Building, University of Kentucky, Lexington, KY 40546 or call (606) 257-7582.

*Educational programs of the Kentucky Cooperative Extension Service serves all people regardless of race, color, age, sex, religion, disability, or national origin.*

Social and Economic Education for Development



**Kentucky: By the Numbers**

**~ Poverty Update ~**

**Hardin County**



Julie N. Zimmerman, Lori Garkovich, and Scott Samson  
Rural and Economic Development Programs, Rural Sociology

University of Kentucky, College of Agriculture

September, 1999

With the success of the county profiles used in the series "Welfare Reform: By the Numbers," we decided to provide updates through a new series called "Kentucky: By the Numbers." These updates will be provided on an occasional basis as new data become available. Copies are also available online the Social, Natural and Agricultural Resources Information Laboratory at <http://snril.ca.uky.edu>.

	<u>County</u>	<u>State</u>
Total Number of People in Poverty (1995)	11,443	689,138
Total Poverty Rate (1995)	13.6	17.9
Number of Children in Poverty Ages 0-17 (1995)	4,697	255,550
Child Poverty Rate Ages 0-17 (1995)	18.8	26.0
Median Household Income (1995)	\$31,530	\$28,929

These data are from the U.S. Census Bureau and were downloaded from the  
Kentucky Population Research website at  
<http://cbpa.louisville.edu/ksdc/>

Additional information on county level poverty estimates are available from the Census Bureau at  
<http://www.census.gov/hhes/www/saipe/estimatetoc.html>

**SEED (Social and Economic Education for Development)** is a program of the Kentucky Cooperative Extension Service at the University of Kentucky. Faculty draw on the resources of the Social and Natural Resources Information Laboratory and professional contacts at the University of Kentucky, other agencies, and community programs throughout the country. For more information contact your local Cooperative Extension office or Dr. Richard C. Maurer, SEED, 500 Garrigus Building, University of Kentucky, Lexington, KY 40546 or call (606) 257-7582.

*Educational programs of the Kentucky Cooperative Extension Service serves all people regardless of race, color, age, sex, religion, disability, or national origin.*


Social and Economic Education for Development



**Kentucky: By the Numbers**

**~ Poverty Update ~**

**Harlan County**



Julie N. Zimmerman, Lori Garkovich, and Scott Samson  
Rural and Economic Development Programs, Rural Sociology

University of Kentucky, College of Agriculture

September, 1999

With the success of the county profiles used in the series "Welfare Reform: By the Numbers," we decided to provide updates through a new series called "Kentucky: By the Numbers." These updates will be provided on an occasional basis as new data become available. Copies are also available online the Social, Natural and Agricultural Resources Information Laboratory at <http://snril.ca.uky.edu>.

	<u>County</u>	<u>State</u>
Total Number of People in Poverty (1995)	11,749	689,138
Total Poverty Rate (1995)	32.7	17.9
Number of Children in Poverty Ages 0-17 (1995)	4,500	255,550
Child Poverty Rate Ages 0-17 (1995)	44.8	26.0
Median Household Income (1995)	\$19,806	\$28,929

These data are from the U.S. Census Bureau and were downloaded from the  
Kentucky Population Research website at  
<http://cbpa.louisville.edu/ksdc/>

Additional information on county level poverty estimates are available from the Census Bureau at  
<http://www.census.gov/hhes/www/saipe/estimatetoc.html>

**SEED (Social and Economic Education for Development)** is a program of the Kentucky Cooperative Extension Service at the University of Kentucky. Faculty draw on the resources of the Social and Natural Resources Information Laboratory and professional contacts at the University of Kentucky, other agencies, and community programs throughout the country. For more information contact your local Cooperative Extension office or Dr. Richard C. Maurer, SEED, 500 Garrigus Building, University of Kentucky, Lexington, KY 40546 or call (606) 257-7582.

*Educational programs of the Kentucky Cooperative Extension Service serves all people regardless of race, color, age, sex, religion, disability, or national origin.*


Social and Economic Education for Development



**Kentucky: By the Numbers**

**~ Poverty Update ~**

**Harrison County**



Julie N. Zimmerman, Lori Garkovich, and Scott Samson  
Rural and Economic Development Programs, Rural Sociology

University of Kentucky, College of Agriculture

September, 1999

With the success of the county profiles used in the series "Welfare Reform: By the Numbers," we decided to provide updates through a new series called "Kentucky: By the Numbers." These updates will be provided on an occasional basis as new data become available. Copies are also available online the Social, Natural and Agricultural Resources Information Laboratory at <http://snril.ca.uky.edu>.

	<u>County</u>	<u>State</u>
Total Number of People in Poverty (1995)	2,613	689,138
Total Poverty Rate (1995)	15.2	17.9
Number of Children in Poverty Ages 0-17 (1995)	892	255,550
Child Poverty Rate Ages 0-17 (1995)	20	26.0
Median Household Income (1995)	\$28,914	\$28,929

These data are from the U.S. Census Bureau and were downloaded from the  
Kentucky Population Research website at  
<http://cbpa.louisville.edu/ksdc/>

Additional information on county level poverty estimates are available from the Census Bureau at  
<http://www.census.gov/hhes/www/saipe/estimatetoc.html>

**SEED (Social and Economic Education for Development)** is a program of the Kentucky Cooperative Extension Service at the University of Kentucky. Faculty draw on the resources of the Social and Natural Resources Information Laboratory and professional contacts at the University of Kentucky, other agencies, and community programs throughout the country. For more information contact your local Cooperative Extension office or Dr. Richard C. Maurer, SEED, 500 Garrigus Building, University of Kentucky, Lexington, KY 40546 or call (606) 257-7582.

*Educational programs of the Kentucky Cooperative Extension Service serves all people regardless of race, color, age, sex, religion, disability, or national origin.*


Social and Economic Education for Development



**Kentucky: By the Numbers**

**~ Poverty Update ~**

**Hart County**



Julie N. Zimmerman, Lori Garkovich, and Scott Samson  
Rural and Economic Development Programs, Rural Sociology

University of Kentucky, College of Agriculture

September, 1999

With the success of the county profiles used in the series "Welfare Reform: By the Numbers," we decided to provide updates through a new series called "Kentucky: By the Numbers." These updates will be provided on an occasional basis as new data become available. Copies are also available online the Social, Natural and Agricultural Resources Information Laboratory at <http://snril.ca.uky.edu>.

	<u>County</u>	<u>State</u>
Total Number of People in Poverty (1995)	4,196	689,138
Total Poverty Rate (1995)	25.3	17.9
Number of Children in Poverty Ages 0-17 (1995)	1,447	255,550
Child Poverty Rate Ages 0-17 (1995)	34.8	26.0
Median Household Income (1995)	\$21,747	\$28,929

These data are from the U.S. Census Bureau and were downloaded from the  
Kentucky Population Research website at  
<http://cbpa.louisville.edu/ksdc/>

Additional information on county level poverty estimates are available from the Census Bureau at  
<http://www.census.gov/hhes/www/saipe/estimatetoc.html>


**SEED (Social and Economic Education for Development)** is a program of the Kentucky Cooperative Extension Service at the University of Kentucky. Faculty draw on the resources of the Social and Natural Resources Information Laboratory and professional contacts at the University of Kentucky, other agencies, and community programs throughout the country. For more information contact your local Cooperative Extension office or Dr. Richard C. Maurer, SEED, 500 Garrigus Building, University of Kentucky, Lexington, KY 40546 or call (606) 257-7582.

*Educational programs of the Kentucky Cooperative Extension Service serves all people regardless of race, color, age, sex, religion, disability, or national origin.*

Social and Economic Education for Development



**Kentucky: By the Numbers**  
**~ Poverty Update ~**  
**Henderson County**



Julie N. Zimmerman, Lori Garkovich, and Scott Samson  
Rural and Economic Development Programs, Rural Sociology

University of Kentucky, College of Agriculture

September, 1999

With the success of the county profiles used in the series "Welfare Reform: By the Numbers," we decided to provide updates through a new series called "Kentucky: By the Numbers." These updates will be provided on an occasional basis as new data become available. Copies are also available online the Social, Natural and Agricultural Resources Information Laboratory at <http://snril.ca.uky.edu>.

	<u>County</u>	<u>State</u>
Total Number of People in Poverty (1995)	6,243	689,138
Total Poverty Rate (1995)	14	17.9
Number of Children in Poverty Ages 0-17 (1995)	2,323	255,550
Child Poverty Rate Ages 0-17 (1995)	20.2	26.0
Median Household Income (1995)	\$32,757	\$28,929

These data are from the U.S. Census Bureau and were downloaded from the  
Kentucky Population Research website at  
<http://cbpa.louisville.edu/ksdc/>

Additional information on county level poverty estimates are available from the Census Bureau at  
<http://www.census.gov/hhes/www/saipe/estimatetoc.html>

**SEED (Social and Economic Education for Development)** is a program of the Kentucky Cooperative Extension Service at the University of Kentucky. Faculty draw on the resources of the Social and Natural Resources Information Laboratory and professional contacts at the University of Kentucky, other agencies, and community programs throughout the country. For more information contact your local Cooperative Extension office or Dr. Richard C. Maurer, SEED, 500 Garrigus Building, University of Kentucky, Lexington, KY 40546 or call (606) 257-7582.

*Educational programs of the Kentucky Cooperative Extension Service serves all people regardless of race, color, age, sex, religion, disability, or national origin.*


Social and Economic Education for Development



**Kentucky: By the Numbers**

**~ Poverty Update ~**

**Henry County**



Julie N. Zimmerman, Lori Garkovich, and Scott Samson  
Rural and Economic Development Programs, Rural Sociology

University of Kentucky, College of Agriculture

September, 1999

With the success of the county profiles used in the series "Welfare Reform: By the Numbers," we decided to provide updates through a new series called "Kentucky: By the Numbers." These updates will be provided on an occasional basis as new data become available. Copies are also available online the Social, Natural and Agricultural Resources Information Laboratory at <http://snril.ca.uky.edu>.

	<u>County</u>	<u>State</u>
Total Number of People in Poverty (1995)	2,463	689,138
Total Poverty Rate (1995)	16.8	17.9
Number of Children in Poverty Ages 0-17 (1995)	851	255,550
Child Poverty Rate Ages 0-17 (1995)	23.8	26.0
Median Household Income (1995)	\$29,452	\$28,929

These data are from the U.S. Census Bureau and were downloaded from the  
Kentucky Population Research website at  
<http://cbpa.louisville.edu/ksdc/>

Additional information on county level poverty estimates are available from the Census Bureau at  
<http://www.census.gov/hhes/www/saipe/estimatetoc.html>

**SEED (Social and Economic Education for Development)** is a program of the Kentucky Cooperative Extension Service at the University of Kentucky. Faculty draw on the resources of the Social and Natural Resources Information Laboratory and professional contacts at the University of Kentucky, other agencies, and community programs throughout the country. For more information contact your local Cooperative Extension office or Dr. Richard C. Maurer, SEED, 500 Garrigus Building, University of Kentucky, Lexington, KY 40546 or call (606) 257-7582.

*Educational programs of the Kentucky Cooperative Extension Service serves all people regardless of race, color, age, sex, religion, disability, or national origin.*




Social and Economic Education for Development



**Kentucky: By the Numbers**

**~ Poverty Update ~**

**Hickman County**



Julie N. Zimmerman, Lori Garkovich, and Scott Samson  
Rural and Economic Development Programs, Rural Sociology

University of Kentucky, College of Agriculture

September, 1999

With the success of the county profiles used in the series "Welfare Reform: By the Numbers," we decided to provide updates through a new series called "Kentucky: By the Numbers." These updates will be provided on an occasional basis as new data become available. Copies are also available online the Social, Natural and Agricultural Resources Information Laboratory at <http://snril.ca.uky.edu>.

	<u>County</u>	<u>State</u>
Total Number of People in Poverty (1995)	926	689,138
Total Poverty Rate (1995)	17.8	17.9
Number of Children in Poverty Ages 0-17 (1995)	318	255,550
Child Poverty Rate Ages 0-17 (1995)	26.7	26.0
Median Household Income (1995)	\$25,879	\$28,929

These data are from the U.S. Census Bureau and were downloaded from the  
Kentucky Population Research website at  
<http://cbpa.louisville.edu/ksdc/>

Additional information on county level poverty estimates are available from the Census Bureau at  
<http://www.census.gov/hhes/www/saipe/estimatetoc.html>

**SEED (Social and Economic Education for Development)** is a program of the Kentucky Cooperative Extension Service at the University of Kentucky. Faculty draw on the resources of the Social and Natural Resources Information Laboratory and professional contacts at the University of Kentucky, other agencies, and community programs throughout the country. For more information contact your local Cooperative Extension office or Dr. Richard C. Maurer, SEED, 500 Garrigus Building, University of Kentucky, Lexington, KY 40546 or call (606) 257-7582.

*Educational programs of the Kentucky Cooperative Extension Service serves all people regardless of race, color, age, sex, religion, disability, or national origin.*


Social and Economic Education for Development



**Kentucky: By the Numbers**

**~ Poverty Update ~**

**Hopkins County**



Julie N. Zimmerman, Lori Garkovich, and Scott Samson  
Rural and Economic Development Programs, Rural Sociology

University of Kentucky, College of Agriculture

September, 1999

With the success of the county profiles used in the series "Welfare Reform: By the Numbers," we decided to provide updates through a new series called "Kentucky: By the Numbers." These updates will be provided on an occasional basis as new data become available. Copies are also available online the Social, Natural and Agricultural Resources Information Laboratory at <http://snril.ca.uky.edu>.

	<u>County</u>	<u>State</u>
Total Number of People in Poverty (1995)	8,520	689,138
Total Poverty Rate (1995)	18.3	17.9
Number of Children in Poverty Ages 0-17 (1995)	3,083	255,550
Child Poverty Rate Ages 0-17 (1995)	26.1	26.0
Median Household Income (1995)	\$27,730	\$28,929

These data are from the U.S. Census Bureau and were downloaded from the  
Kentucky Population Research website at  
<http://cbpa.louisville.edu/ksdc/>

Additional information on county level poverty estimates are available from the Census Bureau at  
<http://www.census.gov/hhes/www/saipe/estimatetoc.html>


**SEED (Social and Economic Education for Development)** is a program of the Kentucky Cooperative Extension Service at the University of Kentucky. Faculty draw on the resources of the Social and Natural Resources Information Laboratory and professional contacts at the University of Kentucky, other agencies, and community programs throughout the country. For more information contact your local Cooperative Extension office or Dr. Richard C. Maurer, SEED, 500 Garrigus Building, University of Kentucky, Lexington, KY 40546 or call (606) 257-7582.

*Educational programs of the Kentucky Cooperative Extension Service serves all people regardless of race, color, age, sex, religion, disability, or national origin.*

Social and Economic Education for Development



**Kentucky: By the Numbers**  
**~ Poverty Update ~**  
**Jackson County**



Julie N. Zimmerman, Lori Garkovich, and Scott Samson  
Rural and Economic Development Programs, Rural Sociology

University of Kentucky, College of Agriculture

September, 1999

With the success of the county profiles used in the series "Welfare Reform: By the Numbers," we decided to provide updates through a new series called "Kentucky: By the Numbers." These updates will be provided on an occasional basis as new data become available. Copies are also available online the Social, Natural and Agricultural Resources Information Laboratory at <http://snril.ca.uky.edu>.

	<u>County</u>	<u>State</u>
Total Number of People in Poverty (1995)	4,497	689,138
Total Poverty Rate (1995)	34.8	17.9
Number of Children in Poverty Ages 0-17 (1995)	1,731	255,550
Child Poverty Rate Ages 0-17 (1995)	48.1	26.0
Median Household Income (1995)	\$17,887	\$28,929

These data are from the U.S. Census Bureau and were downloaded from the  
Kentucky Population Research website at  
<http://cbpa.louisville.edu/ksdc/>

Additional information on county level poverty estimates are available from the Census Bureau at  
<http://www.census.gov/hhes/www/saipe/estimatetoc.html>

**SEED (Social and Economic Education for Development)** is a program of the Kentucky Cooperative Extension Service at the University of Kentucky. Faculty draw on the resources of the Social and Natural Resources Information Laboratory and professional contacts at the University of Kentucky, other agencies, and community programs throughout the country. For more information contact your local Cooperative Extension office or Dr. Richard C. Maurer, SEED, 500 Garrigus Building, University of Kentucky, Lexington, KY 40546 or call (606) 257-7582.

*Educational programs of the Kentucky Cooperative Extension Service serves all people regardless of race, color, age, sex, religion, disability, or national origin.*


Social and Economic Education for Development



**Kentucky: By the Numbers**

**~ Poverty Update ~**

**Jefferson County**



Julie N. Zimmerman, Lori Garkovich, and Scott Samson  
Rural and Economic Development Programs, Rural Sociology

University of Kentucky, College of Agriculture

September, 1999

With the success of the county profiles used in the series "Welfare Reform: By the Numbers," we decided to provide updates through a new series called "Kentucky: By the Numbers." These updates will be provided on an occasional basis as new data become available. Copies are also available online the Social, Natural and Agricultural Resources Information Laboratory at <http://snril.ca.uky.edu>.

	<u>County</u>	<u>State</u>
Total Number of People in Poverty (1995)	96,973	689,138
Total Poverty Rate (1995)	14.4	17.9
Number of Children in Poverty Ages 0-17 (1995)	37,832	255,550
Child Poverty Rate Ages 0-17 (1995)	23.8	26.0
Median Household Income (1995)	\$34,863	\$28,929

These data are from the U.S. Census Bureau and were downloaded from the  
Kentucky Population Research website at  
<http://cbpa.louisville.edu/ksdc/>

Additional information on county level poverty estimates are available from the Census Bureau at  
<http://www.census.gov/hhes/www/saipe/estimatetoc.html>


**SEED (Social and Economic Education for Development)** is a program of the Kentucky Cooperative Extension Service at the University of Kentucky. Faculty draw on the resources of the Social and Natural Resources Information Laboratory and professional contacts at the University of Kentucky, other agencies, and community programs throughout the country. For more information contact your local Cooperative Extension office or Dr. Richard C. Maurer, SEED, 500 Garrigus Building, University of Kentucky, Lexington, KY 40546 or call (606) 257-7582.

*Educational programs of the Kentucky Cooperative Extension Service serves all people regardless of race, color, age, sex, religion, disability, or national origin.*

Social and Economic Education for Development



**Kentucky: By the Numbers**  
**~ Poverty Update ~**  
**Jessamine County**



Julie N. Zimmerman, Lori Garkovich, and Scott Samson  
Rural and Economic Development Programs, Rural Sociology

University of Kentucky, College of Agriculture

September, 1999

With the success of the county profiles used in the series "Welfare Reform: By the Numbers," we decided to provide updates through a new series called "Kentucky: By the Numbers." These updates will be provided on an occasional basis as new data become available. Copies are also available online the Social, Natural and Agricultural Resources Information Laboratory at <http://snril.ca.uky.edu>.

	<u>County</u>	<u>State</u>
Total Number of People in Poverty (1995)	4,724	689,138
Total Poverty Rate (1995)	13.6	17.9
Number of Children in Poverty Ages 0-17 (1995)	1,744	255,550
Child Poverty Rate Ages 0-17 (1995)	18.4	26.0
Median Household Income (1995)	\$34,557	\$28,929

These data are from the U.S. Census Bureau and were downloaded from the  
Kentucky Population Research website at  
<http://cbpa.louisville.edu/ksdc/>

Additional information on county level poverty estimates are available from the Census Bureau at  
<http://www.census.gov/hhes/www/saipe/estimatetoc.html>

**SEED (Social and Economic Education for Development)** is a program of the Kentucky Cooperative Extension Service at the University of Kentucky. Faculty draw on the resources of the Social and Natural Resources Information Laboratory and professional contacts at the University of Kentucky, other agencies, and community programs throughout the country. For more information contact your local Cooperative Extension office or Dr. Richard C. Maurer, SEED, 500 Garrigus Building, University of Kentucky, Lexington, KY 40546 or call (606) 257-7582.

*Educational programs of the Kentucky Cooperative Extension Service serves all people regardless of race, color, age, sex, religion, disability, or national origin.*


Social and Economic Education for Development



**Kentucky: By the Numbers**

**~ Poverty Update ~**

**Johnson County**



Julie N. Zimmerman, Lori Garkovich, and Scott Samson  
Rural and Economic Development Programs, Rural Sociology

University of Kentucky, College of Agriculture

September, 1999

With the success of the county profiles used in the series "Welfare Reform: By the Numbers," we decided to provide updates through a new series called "Kentucky: By the Numbers." These updates will be provided on an occasional basis as new data become available. Copies are also available online the Social, Natural and Agricultural Resources Information Laboratory at <http://snril.ca.uky.edu>.

	<u>County</u>	<u>State</u>
Total Number of People in Poverty (1995)	6,783	689,138
Total Poverty Rate (1995)	28.1	17.9
Number of Children in Poverty Ages 0-17 (1995)	2,500	255,550
Child Poverty Rate Ages 0-17 (1995)	38.9	26.0
Median Household Income (1995)	\$22,803	\$28,929

These data are from the U.S. Census Bureau and were downloaded from the  
Kentucky Population Research website at  
<http://cbpa.louisville.edu/ksdc/>

Additional information on county level poverty estimates are available from the Census Bureau at  
<http://www.census.gov/hhes/www/saipe/estimatetoc.html>

**SEED (Social and Economic Education for Development)** is a program of the Kentucky Cooperative Extension Service at the University of Kentucky. Faculty draw on the resources of the Social and Natural Resources Information Laboratory and professional contacts at the University of Kentucky, other agencies, and community programs throughout the country. For more information contact your local Cooperative Extension office or Dr. Richard C. Maurer, SEED, 500 Garrigus Building, University of Kentucky, Lexington, KY 40546 or call (606) 257-7582.

*Educational programs of the Kentucky Cooperative Extension Service serves all people regardless of race, color, age, sex, religion, disability, or national origin.*

