

Social and Economic Education for Development



Kentucky: By the Numbers

~ Poverty Update ~

Adair County



Julie N. Zimmerman, Lori Garkovich, and Scott Samson
Rural and Economic Development Programs, Rural Sociology

University of Kentucky, College of Agriculture

September, 1999

With the success of the county profiles used in the series "Welfare Reform: By the Numbers," we decided to provide updates through a new series called "Kentucky: By the Numbers." These updates will be provided on an occasional basis as new data become available. Copies are also available online the Social, Natural and Agricultural Resources Information Laboratory at <http://snril.ca.uky.edu>.

	<u>County</u>	<u>State</u>
Total Number of People in Poverty (1995)	3,784	689,138
Total Poverty Rate (1995)	23.3	17.9
Number of Children in Poverty Ages 0-17 (1995)	1,248	255,550
Child Poverty Rate Ages 0-17 (1995)	31.7	26.0
Median Household Income (1995)	\$21,085	\$28,929

These data are from the U.S. Census Bureau and were downloaded from the
Kentucky Population Research website at
<http://cbpa.louisville.edu/ksdc/>

Additional information on county level poverty estimates are available from the Census Bureau at
<http://www.census.gov/hhes/www/saipe/estimatetoc.html>

SEED (Social and Economic Education for Development) is a program of the Kentucky Cooperative Extension Service at the University of Kentucky. Faculty draw on the resources of the Social and Natural Resources Information Laboratory and professional contacts at the University of Kentucky, other agencies, and community programs throughout the country. For more information contact your local Cooperative Extension office or Dr. Richard C. Maurer, SEED, 500 Garrigus Building, University of Kentucky, Lexington, KY 40546 or call (606) 257-7582.

Educational programs of the Kentucky Cooperative Extension Service serves all people regardless of race, color, age, sex, religion, disability, or national origin.

Social and Economic Education for Development



Kentucky: By the Numbers

~ Poverty Update ~

Allen County



Julie N. Zimmerman, Lori Garkovich, and Scott Samson
Rural and Economic Development Programs, Rural Sociology

University of Kentucky, College of Agriculture

September, 1999

With the success of the county profiles used in the series "Welfare Reform: By the Numbers," we decided to provide updates through a new series called "Kentucky: By the Numbers." These updates will be provided on an occasional basis as new data become available. Copies are also available online the Social, Natural and Agricultural Resources Information Laboratory at <http://snril.ca.uky.edu>.

	<u>County</u>	<u>State</u>
Total Number of People in Poverty (1995)	2,603	689,138
Total Poverty Rate (1995)	16.3	17.9
Number of Children in Poverty Ages 0-17 (1995)	895	255,550
Child Poverty Rate Ages 0-17 (1995)	22.1	26.0
Median Household Income (1995)	\$26,584	\$28,929

These data are from the U.S. Census Bureau and were downloaded from the
Kentucky Population Research website at
<http://cbpa.louisville.edu/ksdc/>

Additional information on county level poverty estimates are available from the Census Bureau at
<http://www.census.gov/hhes/www/saipe/estimatetoc.html>

SEED (Social and Economic Education for Development) is a program of the Kentucky Cooperative Extension Service at the University of Kentucky. Faculty draw on the resources of the Social and Natural Resources Information Laboratory and professional contacts at the University of Kentucky, other agencies, and community programs throughout the country. For more information contact your local Cooperative Extension office or Dr. Richard C. Maurer, SEED, 500 Garrigus Building, University of Kentucky, Lexington, KY 40546 or call (606) 257-7582.

Educational programs of the Kentucky Cooperative Extension Service serves all people regardless of race, color, age, sex, religion, disability, or national origin.


Social and Economic Education for Development



Kentucky: By the Numbers

~ Poverty Update ~

Anderson County



Julie N. Zimmerman, Lori Garkovich, and Scott Samson
Rural and Economic Development Programs, Rural Sociology

University of Kentucky, College of Agriculture

September, 1999

With the success of the county profiles used in the series "Welfare Reform: By the Numbers," we decided to provide updates through a new series called "Kentucky: By the Numbers." These updates will be provided on an occasional basis as new data become available. Copies are also available online the Social, Natural and Agricultural Resources Information Laboratory at <http://snril.ca.uky.edu>.

	<u>County</u>	<u>State</u>
Total Number of People in Poverty (1995)	1,391	689,138
Total Poverty Rate (1995)	7.8	17.9
Number of Children in Poverty Ages 0-17 (1995)	484	255,550
Child Poverty Rate Ages 0-17 (1995)	10.6	26.0
Median Household Income (1995)	\$37,587	\$28,929

These data are from the U.S. Census Bureau and were downloaded from the
Kentucky Population Research website at
<http://cbpa.louisville.edu/ksdc/>

Additional information on county level poverty estimates are available from the Census Bureau at
<http://www.census.gov/hhes/www/saipe/estimatetoc.html>

SEED (Social and Economic Education for Development) is a program of the Kentucky Cooperative Extension Service at the University of Kentucky. Faculty draw on the resources of the Social and Natural Resources Information Laboratory and professional contacts at the University of Kentucky, other agencies, and community programs throughout the country. For more information contact your local Cooperative Extension office or Dr. Richard C. Maurer, SEED, 500 Garrigus Building, University of Kentucky, Lexington, KY 40546 or call (606) 257-7582.

Educational programs of the Kentucky Cooperative Extension Service serves all people regardless of race, color, age, sex, religion, disability, or national origin.


Social and Economic Education for Development



Kentucky: By the Numbers

~ Poverty Update ~

Ballard County



Julie N. Zimmerman, Lori Garkovich, and Scott Samson
Rural and Economic Development Programs, Rural Sociology

University of Kentucky, College of Agriculture

September, 1999

With the success of the county profiles used in the series "Welfare Reform: By the Numbers," we decided to provide updates through a new series called "Kentucky: By the Numbers." These updates will be provided on an occasional basis as new data become available. Copies are also available online the Social, Natural and Agricultural Resources Information Laboratory at <http://snril.ca.uky.edu>.

	<u>County</u>	<u>State</u>
Total Number of People in Poverty (1995)	1,277	689,138
Total Poverty Rate (1995)	15.4	17.9
Number of Children in Poverty Ages 0-17 (1995)	413	255,550
Child Poverty Rate Ages 0-17 (1995)	22.1	26.0
Median Household Income (1995)	\$26,972	\$28,929

These data are from the U.S. Census Bureau and were downloaded from the
Kentucky Population Research website at
<http://cbpa.louisville.edu/ksdc/>

Additional information on county level poverty estimates are available from the Census Bureau at
<http://www.census.gov/hhes/www/saipe/estimatetoc.html>

SEED (Social and Economic Education for Development) is a program of the Kentucky Cooperative Extension Service at the University of Kentucky. Faculty draw on the resources of the Social and Natural Resources Information Laboratory and professional contacts at the University of Kentucky, other agencies, and community programs throughout the country. For more information contact your local Cooperative Extension office or Dr. Richard C. Maurer, SEED, 500 Garrigus Building, University of Kentucky, Lexington, KY 40546 or call (606) 257-7582.

Educational programs of the Kentucky Cooperative Extension Service serves all people regardless of race, color, age, sex, religion, disability, or national origin.


Social and Economic Education for Development



Kentucky: By the Numbers

~ Poverty Update ~

Barren County



Julie N. Zimmerman, Lori Garkovich, and Scott Samson
Rural and Economic Development Programs, Rural Sociology

University of Kentucky, College of Agriculture

September, 1999

With the success of the county profiles used in the series "Welfare Reform: By the Numbers," we decided to provide updates through a new series called "Kentucky: By the Numbers." These updates will be provided on an occasional basis as new data become available. Copies are also available online the Social, Natural and Agricultural Resources Information Laboratory at <http://snril.ca.uky.edu>.

	<u>County</u>	<u>State</u>
Total Number of People in Poverty (1995)	6,274	689,138
Total Poverty Rate (1995)	17.3	17.9
Number of Children in Poverty Ages 0-17 (1995)	2,123	255,550
Child Poverty Rate Ages 0-17 (1995)	24.2	26.0
Median Household Income (1995)	\$27,644	\$28,929

These data are from the U.S. Census Bureau and were downloaded from the
Kentucky Population Research website at
<http://cbpa.louisville.edu/ksdc/>

Additional information on county level poverty estimates are available from the Census Bureau at
<http://www.census.gov/hhes/www/saipe/estimatetoc.html>

SEED (Social and Economic Education for Development) is a program of the Kentucky Cooperative Extension Service at the University of Kentucky. Faculty draw on the resources of the Social and Natural Resources Information Laboratory and professional contacts at the University of Kentucky, other agencies, and community programs throughout the country. For more information contact your local Cooperative Extension office or Dr. Richard C. Maurer, SEED, 500 Garrigus Building, University of Kentucky, Lexington, KY 40546 or call (606) 257-7582.

Educational programs of the Kentucky Cooperative Extension Service serves all people regardless of race, color, age, sex, religion, disability, or national origin.


Social and Economic Education for Development



Kentucky: By the Numbers

~ Poverty Update ~

Bath County



Julie N. Zimmerman, Lori Garkovich, and Scott Samson
Rural and Economic Development Programs, Rural Sociology

University of Kentucky, College of Agriculture

September, 1999

With the success of the county profiles used in the series "Welfare Reform: By the Numbers," we decided to provide updates through a new series called "Kentucky: By the Numbers." These updates will be provided on an occasional basis as new data become available. Copies are also available online the Social, Natural and Agricultural Resources Information Laboratory at <http://snril.ca.uky.edu>.

	<u>County</u>	<u>State</u>
Total Number of People in Poverty (1995)	2,615	689,138
Total Poverty Rate (1995)	25.7	17.9
Number of Children in Poverty Ages 0-17 (1995)	875	255,550
Child Poverty Rate Ages 0-17 (1995)	35.2	26.0
Median Household Income (1995)	\$21,160	\$28,929

These data are from the U.S. Census Bureau and were downloaded from the
Kentucky Population Research website at
<http://cbpa.louisville.edu/ksdc/>

Additional information on county level poverty estimates are available from the Census Bureau at
<http://www.census.gov/hhes/www/saipe/estimatetoc.html>

SEED (Social and Economic Education for Development) is a program of the Kentucky Cooperative Extension Service at the University of Kentucky. Faculty draw on the resources of the Social and Natural Resources Information Laboratory and professional contacts at the University of Kentucky, other agencies, and community programs throughout the country. For more information contact your local Cooperative Extension office or Dr. Richard C. Maurer, SEED, 500 Garrigus Building, University of Kentucky, Lexington, KY 40546 or call (606) 257-7582.

Educational programs of the Kentucky Cooperative Extension Service serves all people regardless of race, color, age, sex, religion, disability, or national origin.


Social and Economic Education for Development



Kentucky: By the Numbers

~ Poverty Update ~

Bell County



Julie N. Zimmerman, Lori Garkovich, and Scott Samson
Rural and Economic Development Programs, Rural Sociology

University of Kentucky, College of Agriculture

September, 1999

With the success of the county profiles used in the series "Welfare Reform: By the Numbers," we decided to provide updates through a new series called "Kentucky: By the Numbers." These updates will be provided on an occasional basis as new data become available. Copies are also available online the Social, Natural and Agricultural Resources Information Laboratory at <http://snril.ca.uky.edu>.

	<u>County</u>	<u>State</u>
Total Number of People in Poverty (1995)	10,186	689,138
Total Poverty Rate (1995)	33.8	17.9
Number of Children in Poverty Ages 0-17 (1995)	3,835	255,550
Child Poverty Rate Ages 0-17 (1995)	47.9	26.0
Median Household Income (1995)	\$18,766	\$28,929

These data are from the U.S. Census Bureau and were downloaded from the
Kentucky Population Research website at
<http://cbpa.louisville.edu/ksdc/>

Additional information on county level poverty estimates are available from the Census Bureau at
<http://www.census.gov/hhes/www/saipe/estimatetoc.html>

SEED (Social and Economic Education for Development) is a program of the Kentucky Cooperative Extension Service at the University of Kentucky. Faculty draw on the resources of the Social and Natural Resources Information Laboratory and professional contacts at the University of Kentucky, other agencies, and community programs throughout the country. For more information contact your local Cooperative Extension office or Dr. Richard C. Maurer, SEED, 500 Garrigus Building, University of Kentucky, Lexington, KY 40546 or call (606) 257-7582.

Educational programs of the Kentucky Cooperative Extension Service serves all people regardless of race, color, age, sex, religion, disability, or national origin.


Social and Economic Education for Development



Kentucky: By the Numbers

~ Poverty Update ~

Boone County



Julie N. Zimmerman, Lori Garkovich, and Scott Samson
Rural and Economic Development Programs, Rural Sociology

University of Kentucky, College of Agriculture

September, 1999

With the success of the county profiles used in the series "Welfare Reform: By the Numbers," we decided to provide updates through a new series called "Kentucky: By the Numbers." These updates will be provided on an occasional basis as new data become available. Copies are also available online the Social, Natural and Agricultural Resources Information Laboratory at <http://snril.ca.uky.edu>.

	<u>County</u>	<u>State</u>
Total Number of People in Poverty (1995)	5,201	689,138
Total Poverty Rate (1995)	7.1	17.9
Number of Children in Poverty Ages 0-17 (1995)	2,048	255,550
Child Poverty Rate Ages 0-17 (1995)	9.8	26.0
Median Household Income (1995)	\$46,803	\$28,929

These data are from the U.S. Census Bureau and were downloaded from the
Kentucky Population Research website at
<http://cbpa.louisville.edu/ksdc/>

Additional information on county level poverty estimates are available from the Census Bureau at
<http://www.census.gov/hhes/www/saipe/estimatetoc.html>

SEED (Social and Economic Education for Development) is a program of the Kentucky Cooperative Extension Service at the University of Kentucky. Faculty draw on the resources of the Social and Natural Resources Information Laboratory and professional contacts at the University of Kentucky, other agencies, and community programs throughout the country. For more information contact your local Cooperative Extension office or Dr. Richard C. Maurer, SEED, 500 Garrigus Building, University of Kentucky, Lexington, KY 40546 or call (606) 257-7582.

Educational programs of the Kentucky Cooperative Extension Service serves all people regardless of race, color, age, sex, religion, disability, or national origin.


Social and Economic Education for Development



Kentucky: By the Numbers

~ Poverty Update ~

Bourbon County



Julie N. Zimmerman, Lori Garkovich, and Scott Samson
Rural and Economic Development Programs, Rural Sociology

University of Kentucky, College of Agriculture

September, 1999

With the success of the county profiles used in the series "Welfare Reform: By the Numbers," we decided to provide updates through a new series called "Kentucky: By the Numbers." These updates will be provided on an occasional basis as new data become available. Copies are also available online the Social, Natural and Agricultural Resources Information Laboratory at <http://snril.ca.uky.edu>.

	<u>County</u>	<u>State</u>
Total Number of People in Poverty (1995)	3,000	689,138
Total Poverty Rate (1995)	15.5	17.9
Number of Children in Poverty Ages 0-17 (1995)	1,103	255,550
Child Poverty Rate Ages 0-17 (1995)	22.6	26.0
Median Household Income (1995)	\$28,824	\$28,929

These data are from the U.S. Census Bureau and were downloaded from the
Kentucky Population Research website at
<http://cbpa.louisville.edu/ksdc/>

Additional information on county level poverty estimates are available from the Census Bureau at
<http://www.census.gov/hhes/www/saipe/estimatetoc.html>

SEED (Social and Economic Education for Development) is a program of the Kentucky Cooperative Extension Service at the University of Kentucky. Faculty draw on the resources of the Social and Natural Resources Information Laboratory and professional contacts at the University of Kentucky, other agencies, and community programs throughout the country. For more information contact your local Cooperative Extension office or Dr. Richard C. Maurer, SEED, 500 Garrigus Building, University of Kentucky, Lexington, KY 40546 or call (606) 257-7582.

Educational programs of the Kentucky Cooperative Extension Service serves all people regardless of race, color, age, sex, religion, disability, or national origin.


Social and Economic Education for Development



Kentucky: By the Numbers

~ Poverty Update ~

Boyd County



Julie N. Zimmerman, Lori Garkovich, and Scott Samson
Rural and Economic Development Programs, Rural Sociology

University of Kentucky, College of Agriculture

September, 1999

With the success of the county profiles used in the series "Welfare Reform: By the Numbers," we decided to provide updates through a new series called "Kentucky: By the Numbers." These updates will be provided on an occasional basis as new data become available. Copies are also available online the Social, Natural and Agricultural Resources Information Laboratory at <http://snril.ca.uky.edu>.

	<u>County</u>	<u>State</u>
Total Number of People in Poverty (1995)	8,324	689,138
Total Poverty Rate (1995)	16.9	17.9
Number of Children in Poverty Ages 0-17 (1995)	2,879	255,550
Child Poverty Rate Ages 0-17 (1995)	25.3	26.0
Median Household Income (1995)	\$30,884	\$28,929

These data are from the U.S. Census Bureau and were downloaded from the
Kentucky Population Research website at
<http://cbpa.louisville.edu/ksdc/>

Additional information on county level poverty estimates are available from the Census Bureau at
<http://www.census.gov/hhes/www/saipe/estimatetoc.html>

SEED (Social and Economic Education for Development) is a program of the Kentucky Cooperative Extension Service at the University of Kentucky. Faculty draw on the resources of the Social and Natural Resources Information Laboratory and professional contacts at the University of Kentucky, other agencies, and community programs throughout the country. For more information contact your local Cooperative Extension office or Dr. Richard C. Maurer, SEED, 500 Garrigus Building, University of Kentucky, Lexington, KY 40546 or call (606) 257-7582.

Educational programs of the Kentucky Cooperative Extension Service serves all people regardless of race, color, age, sex, religion, disability, or national origin.


Social and Economic Education for Development



Kentucky: By the Numbers

~ Poverty Update ~

Boyle County



Julie N. Zimmerman, Lori Garkovich, and Scott Samson
Rural and Economic Development Programs, Rural Sociology

University of Kentucky, College of Agriculture

September, 1999

With the success of the county profiles used in the series "Welfare Reform: By the Numbers," we decided to provide updates through a new series called "Kentucky: By the Numbers." These updates will be provided on an occasional basis as new data become available. Copies are also available online the Social, Natural and Agricultural Resources Information Laboratory at <http://snril.ca.uky.edu>.

	<u>County</u>	<u>State</u>
Total Number of People in Poverty (1995)	3,853	689,138
Total Poverty Rate (1995)	15.2	17.9
Number of Children in Poverty Ages 0-17 (1995)	1,350	255,550
Child Poverty Rate Ages 0-17 (1995)	22	26.0
Median Household Income (1995)	\$30,764	\$28,929

These data are from the U.S. Census Bureau and were downloaded from the
Kentucky Population Research website at
<http://cbpa.louisville.edu/ksdc/>

Additional information on county level poverty estimates are available from the Census Bureau at
<http://www.census.gov/hhes/www/saipe/estimatetoc.html>

SEED (Social and Economic Education for Development) is a program of the Kentucky Cooperative Extension Service at the University of Kentucky. Faculty draw on the resources of the Social and Natural Resources Information Laboratory and professional contacts at the University of Kentucky, other agencies, and community programs throughout the country. For more information contact your local Cooperative Extension office or Dr. Richard C. Maurer, SEED, 500 Garrigus Building, University of Kentucky, Lexington, KY 40546 or call (606) 257-7582.

Educational programs of the Kentucky Cooperative Extension Service serves all people regardless of race, color, age, sex, religion, disability, or national origin.


Social and Economic Education for Development



Kentucky: By the Numbers

~ Poverty Update ~

Bracken County



Julie N. Zimmerman, Lori Garkovich, and Scott Samson
Rural and Economic Development Programs, Rural Sociology

University of Kentucky, College of Agriculture

September, 1999

With the success of the county profiles used in the series "Welfare Reform: By the Numbers," we decided to provide updates through a new series called "Kentucky: By the Numbers." These updates will be provided on an occasional basis as new data become available. Copies are also available online the Social, Natural and Agricultural Resources Information Laboratory at <http://snril.ca.uky.edu>.

	<u>County</u>	<u>State</u>
Total Number of People in Poverty (1995)	1,444	689,138
Total Poverty Rate (1995)	17.4	17.9
Number of Children in Poverty Ages 0-17 (1995)	480	255,550
Child Poverty Rate Ages 0-17 (1995)	23	26.0
Median Household Income (1995)	\$26,554	\$28,929

These data are from the U.S. Census Bureau and were downloaded from the
Kentucky Population Research website at
<http://cbpa.louisville.edu/ksdc/>

Additional information on county level poverty estimates are available from the Census Bureau at
<http://www.census.gov/hhes/www/saipe/estimatetoc.html>

SEED (Social and Economic Education for Development) is a program of the Kentucky Cooperative Extension Service at the University of Kentucky. Faculty draw on the resources of the Social and Natural Resources Information Laboratory and professional contacts at the University of Kentucky, other agencies, and community programs throughout the country. For more information contact your local Cooperative Extension office or Dr. Richard C. Maurer, SEED, 500 Garrigus Building, University of Kentucky, Lexington, KY 40546 or call (606) 257-7582.

Educational programs of the Kentucky Cooperative Extension Service serves all people regardless of race, color, age, sex, religion, disability, or national origin.


Social and Economic Education for Development



Kentucky: By the Numbers

~ Poverty Update ~

Breathitt County



Julie N. Zimmerman, Lori Garkovich, and Scott Samson
Rural and Economic Development Programs, Rural Sociology

University of Kentucky, College of Agriculture

September, 1999

With the success of the county profiles used in the series "Welfare Reform: By the Numbers," we decided to provide updates through a new series called "Kentucky: By the Numbers." These updates will be provided on an occasional basis as new data become available. Copies are also available online the Social, Natural and Agricultural Resources Information Laboratory at <http://snril.ca.uky.edu>.

	<u>County</u>	<u>State</u>
Total Number of People in Poverty (1995)	5,853	689,138
Total Poverty Rate (1995)	37.8	17.9
Number of Children in Poverty Ages 0-17 (1995)	2,234	255,550
Child Poverty Rate Ages 0-17 (1995)	51.5	26.0
Median Household Income (1995)	\$17,935	\$28,929

These data are from the U.S. Census Bureau and were downloaded from the
Kentucky Population Research website at
<http://cbpa.louisville.edu/ksdc/>

Additional information on county level poverty estimates are available from the Census Bureau at
<http://www.census.gov/hhes/www/saipe/estimatetoc.html>


SEED (Social and Economic Education for Development) is a program of the Kentucky Cooperative Extension Service at the University of Kentucky. Faculty draw on the resources of the Social and Natural Resources Information Laboratory and professional contacts at the University of Kentucky, other agencies, and community programs throughout the country. For more information contact your local Cooperative Extension office or Dr. Richard C. Maurer, SEED, 500 Garrigus Building, University of Kentucky, Lexington, KY 40546 or call (606) 257-7582.

Educational programs of the Kentucky Cooperative Extension Service serves all people regardless of race, color, age, sex, religion, disability, or national origin.

Social and Economic Education for Development



Kentucky: By the Numbers
~ Poverty Update ~
Breckinridge County



Julie N. Zimmerman, Lori Garkovich, and Scott Samson
Rural and Economic Development Programs, Rural Sociology

University of Kentucky, College of Agriculture

September, 1999

With the success of the county profiles used in the series "Welfare Reform: By the Numbers," we decided to provide updates through a new series called "Kentucky: By the Numbers." These updates will be provided on an occasional basis as new data become available. Copies are also available online the Social, Natural and Agricultural Resources Information Laboratory at <http://snril.ca.uky.edu>.

	<u>County</u>	<u>State</u>
Total Number of People in Poverty (1995)	3,526	689,138
Total Poverty Rate (1995)	20.7	17.9
Number of Children in Poverty Ages 0-17 (1995)	1,200	255,550
Child Poverty Rate Ages 0-17 (1995)	27.6	26.0
Median Household Income (1995)	\$24,027	\$28,929

These data are from the U.S. Census Bureau and were downloaded from the
Kentucky Population Research website at
<http://cbpa.louisville.edu/ksdc/>

Additional information on county level poverty estimates are available from the Census Bureau at
<http://www.census.gov/hhes/www/saipe/estimatetoc.html>

SEED (Social and Economic Education for Development) is a program of the Kentucky Cooperative Extension Service at the University of Kentucky. Faculty draw on the resources of the Social and Natural Resources Information Laboratory and professional contacts at the University of Kentucky, other agencies, and community programs throughout the country. For more information contact your local Cooperative Extension office or Dr. Richard C. Maurer, SEED, 500 Garrigus Building, University of Kentucky, Lexington, KY 40546 or call (606) 257-7582.

Educational programs of the Kentucky Cooperative Extension Service serves all people regardless of race, color, age, sex, religion, disability, or national origin.


Social and Economic Education for Development



Kentucky: By the Numbers

~ Poverty Update ~

Bullitt County



Julie N. Zimmerman, Lori Garkovich, and Scott Samson
Rural and Economic Development Programs, Rural Sociology

University of Kentucky, College of Agriculture

September, 1999

With the success of the county profiles used in the series "Welfare Reform: By the Numbers," we decided to provide updates through a new series called "Kentucky: By the Numbers." These updates will be provided on an occasional basis as new data become available. Copies are also available online the Social, Natural and Agricultural Resources Information Laboratory at <http://snril.ca.uky.edu>.

	<u>County</u>	<u>State</u>
Total Number of People in Poverty (1995)	5,869	689,138
Total Poverty Rate (1995)	10.1	17.9
Number of Children in Poverty Ages 0-17 (1995)	2,283	255,550
Child Poverty Rate Ages 0-17 (1995)	14	26.0
Median Household Income (1995)	\$39,618	\$28,929

These data are from the U.S. Census Bureau and were downloaded from the
Kentucky Population Research website at
<http://cbpa.louisville.edu/ksdc/>

Additional information on county level poverty estimates are available from the Census Bureau at
<http://www.census.gov/hhes/www/saipe/estimatetoc.html>

SEED (Social and Economic Education for Development) is a program of the Kentucky Cooperative Extension Service at the University of Kentucky. Faculty draw on the resources of the Social and Natural Resources Information Laboratory and professional contacts at the University of Kentucky, other agencies, and community programs throughout the country. For more information contact your local Cooperative Extension office or Dr. Richard C. Maurer, SEED, 500 Garrigus Building, University of Kentucky, Lexington, KY 40546 or call (606) 257-7582.

Educational programs of the Kentucky Cooperative Extension Service serves all people regardless of race, color, age, sex, religion, disability, or national origin.


Social and Economic Education for Development



Kentucky: By the Numbers

~ Poverty Update ~

Butler County



Julie N. Zimmerman, Lori Garkovich, and Scott Samson
Rural and Economic Development Programs, Rural Sociology

University of Kentucky, College of Agriculture

September, 1999

With the success of the county profiles used in the series "Welfare Reform: By the Numbers," we decided to provide updates through a new series called "Kentucky: By the Numbers." These updates will be provided on an occasional basis as new data become available. Copies are also available online the Social, Natural and Agricultural Resources Information Laboratory at <http://snril.ca.uky.edu>.

	<u>County</u>	<u>State</u>
Total Number of People in Poverty (1995)	2,420	689,138
Total Poverty Rate (1995)	20.8	17.9
Number of Children in Poverty Ages 0-17 (1995)	859	255,550
Child Poverty Rate Ages 0-17 (1995)	28.8	26.0
Median Household Income (1995)	\$23,501	\$28,929

These data are from the U.S. Census Bureau and were downloaded from the
Kentucky Population Research website at
<http://cbpa.louisville.edu/ksdc/>

Additional information on county level poverty estimates are available from the Census Bureau at
<http://www.census.gov/hhes/www/saipe/estimatetoc.html>

SEED (Social and Economic Education for Development) is a program of the Kentucky Cooperative Extension Service at the University of Kentucky. Faculty draw on the resources of the Social and Natural Resources Information Laboratory and professional contacts at the University of Kentucky, other agencies, and community programs throughout the country. For more information contact your local Cooperative Extension office or Dr. Richard C. Maurer, SEED, 500 Garrigus Building, University of Kentucky, Lexington, KY 40546 or call (606) 257-7582.

Educational programs of the Kentucky Cooperative Extension Service serves all people regardless of race, color, age, sex, religion, disability, or national origin.


Social and Economic Education for Development



Kentucky: By the Numbers

~ Poverty Update ~

Caldwell County



Julie N. Zimmerman, Lori Garkovich, and Scott Samson
Rural and Economic Development Programs, Rural Sociology

University of Kentucky, College of Agriculture

September, 1999

With the success of the county profiles used in the series "Welfare Reform: By the Numbers," we decided to provide updates through a new series called "Kentucky: By the Numbers." These updates will be provided on an occasional basis as new data become available. Copies are also available online the Social, Natural and Agricultural Resources Information Laboratory at <http://snril.ca.uky.edu>.

	<u>County</u>	<u>State</u>
Total Number of People in Poverty (1995)	2,398	689,138
Total Poverty Rate (1995)	18.1	17.9
Number of Children in Poverty Ages 0-17 (1995)	832	255,550
Child Poverty Rate Ages 0-17 (1995)	27.1	26.0
Median Household Income (1995)	\$24,907	\$28,929

These data are from the U.S. Census Bureau and were downloaded from the
Kentucky Population Research website at
<http://cbpa.louisville.edu/ksdc/>

Additional information on county level poverty estimates are available from the Census Bureau at
<http://www.census.gov/hhes/www/saipe/estimatetoc.html>

SEED (Social and Economic Education for Development) is a program of the Kentucky Cooperative Extension Service at the University of Kentucky. Faculty draw on the resources of the Social and Natural Resources Information Laboratory and professional contacts at the University of Kentucky, other agencies, and community programs throughout the country. For more information contact your local Cooperative Extension office or Dr. Richard C. Maurer, SEED, 500 Garrigus Building, University of Kentucky, Lexington, KY 40546 or call (606) 257-7582.

Educational programs of the Kentucky Cooperative Extension Service serves all people regardless of race, color, age, sex, religion, disability, or national origin.


Social and Economic Education for Development



Kentucky: By the Numbers

~ Poverty Update ~

Calloway County



Julie N. Zimmerman, Lori Garkovich, and Scott Samson
Rural and Economic Development Programs, Rural Sociology

University of Kentucky, College of Agriculture

September, 1999

With the success of the county profiles used in the series "Welfare Reform: By the Numbers," we decided to provide updates through a new series called "Kentucky: By the Numbers." These updates will be provided on an occasional basis as new data become available. Copies are also available online the Social, Natural and Agricultural Resources Information Laboratory at <http://snril.ca.uky.edu>.

	<u>County</u>	<u>State</u>
Total Number of People in Poverty (1995)	4,551	689,138
Total Poverty Rate (1995)	15.4	17.9
Number of Children in Poverty Ages 0-17 (1995)	1,301	255,550
Child Poverty Rate Ages 0-17 (1995)	20.9	26.0
Median Household Income (1995)	\$27,798	\$28,929

These data are from the U.S. Census Bureau and were downloaded from the
Kentucky Population Research website at
<http://cbpa.louisville.edu/ksdc/>

Additional information on county level poverty estimates are available from the Census Bureau at
<http://www.census.gov/hhes/www/saipe/estimatetoc.html>


SEED (Social and Economic Education for Development) is a program of the Kentucky Cooperative Extension Service at the University of Kentucky. Faculty draw on the resources of the Social and Natural Resources Information Laboratory and professional contacts at the University of Kentucky, other agencies, and community programs throughout the country. For more information contact your local Cooperative Extension office or Dr. Richard C. Maurer, SEED, 500 Garrigus Building, University of Kentucky, Lexington, KY 40546 or call (606) 257-7582.

Educational programs of the Kentucky Cooperative Extension Service serves all people regardless of race, color, age, sex, religion, disability, or national origin.

Social and Economic Education for Development



Kentucky: By the Numbers
~ Poverty Update ~
Campbell County



Julie N. Zimmerman, Lori Garkovich, and Scott Samson
Rural and Economic Development Programs, Rural Sociology

University of Kentucky, College of Agriculture

September, 1999

With the success of the county profiles used in the series "Welfare Reform: By the Numbers," we decided to provide updates through a new series called "Kentucky: By the Numbers." These updates will be provided on an occasional basis as new data become available. Copies are also available online the Social, Natural and Agricultural Resources Information Laboratory at <http://snril.ca.uky.edu>.

	<u>County</u>	<u>State</u>
Total Number of People in Poverty (1995)	9,701	689,138
Total Poverty Rate (1995)	11.1	17.9
Number of Children in Poverty Ages 0-17 (1995)	3,886	255,550
Child Poverty Rate Ages 0-17 (1995)	17.1	26.0
Median Household Income (1995)	\$36,232	\$28,929

These data are from the U.S. Census Bureau and were downloaded from the
Kentucky Population Research website at
<http://cbpa.louisville.edu/ksdc/>

Additional information on county level poverty estimates are available from the Census Bureau at
<http://www.census.gov/hhes/www/saipe/estimatetoc.html>

SEED (Social and Economic Education for Development) is a program of the Kentucky Cooperative Extension Service at the University of Kentucky. Faculty draw on the resources of the Social and Natural Resources Information Laboratory and professional contacts at the University of Kentucky, other agencies, and community programs throughout the country. For more information contact your local Cooperative Extension office or Dr. Richard C. Maurer, SEED, 500 Garrigus Building, University of Kentucky, Lexington, KY 40546 or call (606) 257-7582.

Educational programs of the Kentucky Cooperative Extension Service serves all people regardless of race, color, age, sex, religion, disability, or national origin.


Social and Economic Education for Development



Kentucky: By the Numbers

~ Poverty Update ~

Carlisle County



Julie N. Zimmerman, Lori Garkovich, and Scott Samson
Rural and Economic Development Programs, Rural Sociology

University of Kentucky, College of Agriculture

September, 1999

With the success of the county profiles used in the series "Welfare Reform: By the Numbers," we decided to provide updates through a new series called "Kentucky: By the Numbers." These updates will be provided on an occasional basis as new data become available. Copies are also available online the Social, Natural and Agricultural Resources Information Laboratory at <http://snril.ca.uky.edu>.

	<u>County</u>	<u>State</u>
Total Number of People in Poverty (1995)	835	689,138
Total Poverty Rate (1995)	15.4	17.9
Number of Children in Poverty Ages 0-17 (1995)	261	255,550
Child Poverty Rate Ages 0-17 (1995)	21.4	26.0
Median Household Income (1995)	\$25,409	\$28,929

These data are from the U.S. Census Bureau and were downloaded from the
Kentucky Population Research website at
<http://cbpa.louisville.edu/ksdc/>

Additional information on county level poverty estimates are available from the Census Bureau at
<http://www.census.gov/hhes/www/saipe/estimatetoc.html>

SEED (Social and Economic Education for Development) is a program of the Kentucky Cooperative Extension Service at the University of Kentucky. Faculty draw on the resources of the Social and Natural Resources Information Laboratory and professional contacts at the University of Kentucky, other agencies, and community programs throughout the country. For more information contact your local Cooperative Extension office or Dr. Richard C. Maurer, SEED, 500 Garrigus Building, University of Kentucky, Lexington, KY 40546 or call (606) 257-7582.

Educational programs of the Kentucky Cooperative Extension Service serves all people regardless of race, color, age, sex, religion, disability, or national origin.


Social and Economic Education for Development



Kentucky: By the Numbers

~ Poverty Update ~

Carroll County



Julie N. Zimmerman, Lori Garkovich, and Scott Samson
Rural and Economic Development Programs, Rural Sociology

University of Kentucky, College of Agriculture

September, 1999

With the success of the county profiles used in the series "Welfare Reform: By the Numbers," we decided to provide updates through a new series called "Kentucky: By the Numbers." These updates will be provided on an occasional basis as new data become available. Copies are also available online the Social, Natural and Agricultural Resources Information Laboratory at <http://snril.ca.uky.edu>.

	<u>County</u>	<u>State</u>
Total Number of People in Poverty (1995)	1,888	689,138
Total Poverty Rate (1995)	19.9	17.9
Number of Children in Poverty Ages 0-17 (1995)	742	255,550
Child Poverty Rate Ages 0-17 (1995)	29.9	26.0
Median Household Income (1995)	\$26,951	\$28,929

These data are from the U.S. Census Bureau and were downloaded from the
Kentucky Population Research website at
<http://cbpa.louisville.edu/ksdc/>

Additional information on county level poverty estimates are available from the Census Bureau at
<http://www.census.gov/hhes/www/saipe/estimatetoc.html>

SEED (Social and Economic Education for Development) is a program of the Kentucky Cooperative Extension Service at the University of Kentucky. Faculty draw on the resources of the Social and Natural Resources Information Laboratory and professional contacts at the University of Kentucky, other agencies, and community programs throughout the country. For more information contact your local Cooperative Extension office or Dr. Richard C. Maurer, SEED, 500 Garrigus Building, University of Kentucky, Lexington, KY 40546 or call (606) 257-7582.

Educational programs of the Kentucky Cooperative Extension Service serves all people regardless of race, color, age, sex, religion, disability, or national origin.


Social and Economic Education for Development



Kentucky: By the Numbers

~ Poverty Update ~

Carter County



Julie N. Zimmerman, Lori Garkovich, and Scott Samson
Rural and Economic Development Programs, Rural Sociology

University of Kentucky, College of Agriculture

September, 1999

With the success of the county profiles used in the series "Welfare Reform: By the Numbers," we decided to provide updates through a new series called "Kentucky: By the Numbers." These updates will be provided on an occasional basis as new data become available. Copies are also available online the Social, Natural and Agricultural Resources Information Laboratory at <http://snril.ca.uky.edu>.

	<u>County</u>	<u>State</u>
Total Number of People in Poverty (1995)	7,102	689,138
Total Poverty Rate (1995)	27.1	17.9
Number of Children in Poverty Ages 0-17 (1995)	2,604	255,550
Child Poverty Rate Ages 0-17 (1995)	38	26.0
Median Household Income (1995)	\$22,481	\$28,929

These data are from the U.S. Census Bureau and were downloaded from the
Kentucky Population Research website at
<http://cbpa.louisville.edu/ksdc/>

Additional information on county level poverty estimates are available from the Census Bureau at
<http://www.census.gov/hhes/www/saipe/estimatetoc.html>

SEED (Social and Economic Education for Development) is a program of the Kentucky Cooperative Extension Service at the University of Kentucky. Faculty draw on the resources of the Social and Natural Resources Information Laboratory and professional contacts at the University of Kentucky, other agencies, and community programs throughout the country. For more information contact your local Cooperative Extension office or Dr. Richard C. Maurer, SEED, 500 Garrigus Building, University of Kentucky, Lexington, KY 40546 or call (606) 257-7582.

Educational programs of the Kentucky Cooperative Extension Service serves all people regardless of race, color, age, sex, religion, disability, or national origin.

Social and Economic Education for Development



Kentucky: By the Numbers

~ Poverty Update ~

Casey County



Julie N. Zimmerman, Lori Garkovich, and Scott Samson
Rural and Economic Development Programs, Rural Sociology

University of Kentucky, College of Agriculture

September, 1999

With the success of the county profiles used in the series "Welfare Reform: By the Numbers," we decided to provide updates through a new series called "Kentucky: By the Numbers." These updates will be provided on an occasional basis as new data become available. Copies are also available online the Social, Natural and Agricultural Resources Information Laboratory at <http://snril.ca.uky.edu>.

	<u>County</u>	<u>State</u>
Total Number of People in Poverty (1995)	3,717	689,138
Total Poverty Rate (1995)	25.5	17.9
Number of Children in Poverty Ages 0-17 (1995)	1,249	255,550
Child Poverty Rate Ages 0-17 (1995)	34.1	26.0
Median Household Income (1995)	\$20,231	\$28,929

These data are from the U.S. Census Bureau and were downloaded from the
Kentucky Population Research website at
<http://cbpa.louisville.edu/ksdc/>

Additional information on county level poverty estimates are available from the Census Bureau at
<http://www.census.gov/hhes/www/saipe/estimatetoc.html>

SEED (Social and Economic Education for Development) is a program of the Kentucky Cooperative Extension Service at the University of Kentucky. Faculty draw on the resources of the Social and Natural Resources Information Laboratory and professional contacts at the University of Kentucky, other agencies, and community programs throughout the country. For more information contact your local Cooperative Extension office or Dr. Richard C. Maurer, SEED, 500 Garrigus Building, University of Kentucky, Lexington, KY 40546 or call (606) 257-7582.

Educational programs of the Kentucky Cooperative Extension Service serves all people regardless of race, color, age, sex, religion, disability, or national origin.


Social and Economic Education for Development



Kentucky: By the Numbers

~ Poverty Update ~

Christian County



Julie N. Zimmerman, Lori Garkovich, and Scott Samson
Rural and Economic Development Programs, Rural Sociology

University of Kentucky, College of Agriculture

September, 1999

With the success of the county profiles used in the series "Welfare Reform: By the Numbers," we decided to provide updates through a new series called "Kentucky: By the Numbers." These updates will be provided on an occasional basis as new data become available. Copies are also available online the Social, Natural and Agricultural Resources Information Laboratory at <http://snril.ca.uky.edu>.

	<u>County</u>	<u>State</u>
Total Number of People in Poverty (1995)	11,686	689,138
Total Poverty Rate (1995)	17.7	17.9
Number of Children in Poverty Ages 0-17 (1995)	4,793	255,550
Child Poverty Rate Ages 0-17 (1995)	24.5	26.0
Median Household Income (1995)	\$25,450	\$28,929

These data are from the U.S. Census Bureau and were downloaded from the
Kentucky Population Research website at
<http://cbpa.louisville.edu/ksdc/>

Additional information on county level poverty estimates are available from the Census Bureau at
<http://www.census.gov/hhes/www/saipe/estimatetoc.html>

SEED (Social and Economic Education for Development) is a program of the Kentucky Cooperative Extension Service at the University of Kentucky. Faculty draw on the resources of the Social and Natural Resources Information Laboratory and professional contacts at the University of Kentucky, other agencies, and community programs throughout the country. For more information contact your local Cooperative Extension office or Dr. Richard C. Maurer, SEED, 500 Garrigus Building, University of Kentucky, Lexington, KY 40546 or call (606) 257-7582.

Educational programs of the Kentucky Cooperative Extension Service serves all people regardless of race, color, age, sex, religion, disability, or national origin.


Social and Economic Education for Development



Kentucky: By the Numbers

~ Poverty Update ~

Clark County



Julie N. Zimmerman, Lori Garkovich, and Scott Samson
Rural and Economic Development Programs, Rural Sociology

University of Kentucky, College of Agriculture

September, 1999

With the success of the county profiles used in the series "Welfare Reform: By the Numbers," we decided to provide updates through a new series called "Kentucky: By the Numbers." These updates will be provided on an occasional basis as new data become available. Copies are also available online the Social, Natural and Agricultural Resources Information Laboratory at <http://snril.ca.uky.edu>.

	<u>County</u>	<u>State</u>
Total Number of People in Poverty (1995)	4,864	689,138
Total Poverty Rate (1995)	15.3	17.9
Number of Children in Poverty Ages 0-17 (1995)	1,795	255,550
Child Poverty Rate Ages 0-17 (1995)	22.8	26.0
Median Household Income (1995)	\$32,336	\$28,929

These data are from the U.S. Census Bureau and were downloaded from the
Kentucky Population Research website at
<http://cbpa.louisville.edu/ksdc/>

Additional information on county level poverty estimates are available from the Census Bureau at
<http://www.census.gov/hhes/www/saipe/estimatetoc.html>

SEED (Social and Economic Education for Development) is a program of the Kentucky Cooperative Extension Service at the University of Kentucky. Faculty draw on the resources of the Social and Natural Resources Information Laboratory and professional contacts at the University of Kentucky, other agencies, and community programs throughout the country. For more information contact your local Cooperative Extension office or Dr. Richard C. Maurer, SEED, 500 Garrigus Building, University of Kentucky, Lexington, KY 40546 or call (606) 257-7582.

Educational programs of the Kentucky Cooperative Extension Service serves all people regardless of race, color, age, sex, religion, disability, or national origin.

Social and Economic Education for Development



Kentucky: By the Numbers

~ Poverty Update ~

Clay County



Julie N. Zimmerman, Lori Garkovich, and Scott Samson
Rural and Economic Development Programs, Rural Sociology

University of Kentucky, College of Agriculture

September, 1999

With the success of the county profiles used in the series "Welfare Reform: By the Numbers," we decided to provide updates through a new series called "Kentucky: By the Numbers." These updates will be provided on an occasional basis as new data become available. Copies are also available online the Social, Natural and Agricultural Resources Information Laboratory at <http://snril.ca.uky.edu>.

	<u>County</u>	<u>State</u>
Total Number of People in Poverty (1995)	8,526	689,138
Total Poverty Rate (1995)	37.3	17.9
Number of Children in Poverty Ages 0-17 (1995)	3,504	255,550
Child Poverty Rate Ages 0-17 (1995)	51.8	26.0
Median Household Income (1995)	\$18,721	\$28,929

These data are from the U.S. Census Bureau and were downloaded from the
Kentucky Population Research website at
<http://cbpa.louisville.edu/ksdc/>

Additional information on county level poverty estimates are available from the Census Bureau at
<http://www.census.gov/hhes/www/saipe/estimatetoc.html>

SEED (Social and Economic Education for Development) is a program of the Kentucky Cooperative Extension Service at the University of Kentucky. Faculty draw on the resources of the Social and Natural Resources Information Laboratory and professional contacts at the University of Kentucky, other agencies, and community programs throughout the country. For more information contact your local Cooperative Extension office or Dr. Richard C. Maurer, SEED, 500 Garrigus Building, University of Kentucky, Lexington, KY 40546 or call (606) 257-7582.

Educational programs of the Kentucky Cooperative Extension Service serves all people regardless of race, color, age, sex, religion, disability, or national origin.


Social and Economic Education for Development



Kentucky: By the Numbers

~ Poverty Update ~

Clinton County



Julie N. Zimmerman, Lori Garkovich, and Scott Samson
Rural and Economic Development Programs, Rural Sociology

University of Kentucky, College of Agriculture

September, 1999

With the success of the county profiles used in the series "Welfare Reform: By the Numbers," we decided to provide updates through a new series called "Kentucky: By the Numbers." These updates will be provided on an occasional basis as new data become available. Copies are also available online the Social, Natural and Agricultural Resources Information Laboratory at <http://snril.ca.uky.edu>.

	<u>County</u>	<u>State</u>
Total Number of People in Poverty (1995)	3,172	689,138
Total Poverty Rate (1995)	33.9	17.9
Number of Children in Poverty Ages 0-17 (1995)	1,042	255,550
Child Poverty Rate Ages 0-17 (1995)	46.1	26.0
Median Household Income (1995)	\$16,148	\$28,929

These data are from the U.S. Census Bureau and were downloaded from the
Kentucky Population Research website at
<http://cbpa.louisville.edu/ksdc/>

Additional information on county level poverty estimates are available from the Census Bureau at
<http://www.census.gov/hhes/www/saipe/estimatetoc.html>


SEED (Social and Economic Education for Development) is a program of the Kentucky Cooperative Extension Service at the University of Kentucky. Faculty draw on the resources of the Social and Natural Resources Information Laboratory and professional contacts at the University of Kentucky, other agencies, and community programs throughout the country. For more information contact your local Cooperative Extension office or Dr. Richard C. Maurer, SEED, 500 Garrigus Building, University of Kentucky, Lexington, KY 40546 or call (606) 257-7582.

Educational programs of the Kentucky Cooperative Extension Service serves all people regardless of race, color, age, sex, religion, disability, or national origin.

Social and Economic Education for Development



Kentucky: By the Numbers
~ Poverty Update ~
Crittenden County



Julie N. Zimmerman, Lori Garkovich, and Scott Samson
Rural and Economic Development Programs, Rural Sociology

University of Kentucky, College of Agriculture

September, 1999

With the success of the county profiles used in the series "Welfare Reform: By the Numbers," we decided to provide updates through a new series called "Kentucky: By the Numbers." These updates will be provided on an occasional basis as new data become available. Copies are also available online the Social, Natural and Agricultural Resources Information Laboratory at <http://snril.ca.uky.edu>.

	<u>County</u>	<u>State</u>
Total Number of People in Poverty (1995)	1,606	689,138
Total Poverty Rate (1995)	17.1	17.9
Number of Children in Poverty Ages 0-17 (1995)	586	255,550
Child Poverty Rate Ages 0-17 (1995)	26	26.0
Median Household Income (1995)	\$26,012	\$28,929

These data are from the U.S. Census Bureau and were downloaded from the
Kentucky Population Research website at
<http://cbpa.louisville.edu/ksdc/>

Additional information on county level poverty estimates are available from the Census Bureau at
<http://www.census.gov/hhes/www/saipe/estimatetoc.html>

SEED (Social and Economic Education for Development) is a program of the Kentucky Cooperative Extension Service at the University of Kentucky. Faculty draw on the resources of the Social and Natural Resources Information Laboratory and professional contacts at the University of Kentucky, other agencies, and community programs throughout the country. For more information contact your local Cooperative Extension office or Dr. Richard C. Maurer, SEED, 500 Garrigus Building, University of Kentucky, Lexington, KY 40546 or call (606) 257-7582.

Educational programs of the Kentucky Cooperative Extension Service serves all people regardless of race, color, age, sex, religion, disability, or national origin.

