



# KENTUCKY: BY THE NUMBERS

## ~ Aging and Nursing Homes ~



### Nelson County

Sam Quick, Julie N. Zimmerman, Nicole Breazeale, and Peter Hesseldenz  
Rural and Economic Development Programs, Rural Sociology

University of Kentucky, College of Agriculture

October, 2001

While those living in nursing homes make up an important segment of Kentucky's 65+ population, their location reflects more *where nursing homes are located* rather than where they are needed. This data sheet is one of four which provides information on aging from the 2000 Census. Access to these county data sheets, along with a wide range of aging-related information, can be found online at <http://www.ca.uky.edu/fcs/aging>.

"Kentucky: By the Numbers" provides county level data on a variety of topics. The entire series is available at <http://www.ca.uky.edu/snarl>.

<u>Population</u>	<u>County</u>	<u>State</u>
Number of all Persons 65+ (2000)	3,983	504,793
Number of all Persons 65+ who are <u>Female</u> (2000)	2,378	300,812
Number of all Persons 65+ who are <u>Male</u> (2000)	1,605	203,981
<i>Percent of all <u>Females</u> 65+ who are in Nursing Homes (2000)</i>	<i>9.2%</i>	<i>6.6%</i>
<i>Percent of all <u>Males</u> 65+ who are in Nursing Homes (2000)</i>	<i>4.3%</i>	<i>3.1%</i>
<u>Nursing Homes</u>		
Number of Persons 65+ who are in Nursing Homes (2000)	287	26,198
<i>Percent of all Persons 65+ who are in Nursing Homes (2000)</i>	<i>7.2%</i>	<i>5.2%</i>
Number of Persons 65+ in <u>Nursing Homes</u> who are <u>Female</u> (2000)	218	19,922
Number of Persons 65+ in <u>Nursing Homes</u> who are <u>Male</u> (2000)	69	6,276
<i>Percent of Persons in <u>Nursing Homes</u> ages 65+ who are <u>Female</u> (2000)</i>	<i>76.0%</i>	<i>76.0%</i>
<i>Percent of Persons in <u>Nursing Homes</u> ages 65+ who are <u>Male</u> (2000)</i>	<i>24.0%</i>	<i>24.0%</i>

These data were downloaded from the Census Bureau at

<http://factfinder.census.gov/>

You can also find Census 2000 data at the Kentucky State Data Center website

<http://cbpa.louisville.edu/ksdc/>

**SEED (Social and Economic Education for Development)** is a program of the Kentucky Cooperative Extension Service at the University of Kentucky. Faculty draw on the resources of the Social and Natural Resources Information Laboratory and professional contacts at the University of Kentucky, other agencies, and community programs throughout the country. For more information contact your local Cooperative Extension office or Dr. Richard C. Maurer, SEED, 500 Garrigus Building, University of Kentucky, Lexington, KY 40546 or call (859) 257-7582.

*Educational programs of the Kentucky Cooperative Extension Service serve all people regardless of race, color, age, sex, religion, disability, or national origin.*



# KENTUCKY: BY THE NUMBERS

## ~ Aging and Nursing Homes ~



### Nicholas County

Sam Quick, Julie N. Zimmerman, Nicole Breazeale, and Peter Hesseldenz  
Rural and Economic Development Programs, Rural Sociology

University of Kentucky, College of Agriculture

October, 2001

While those living in nursing homes make up an important segment of Kentucky's 65+ population, their location reflects more *where nursing homes are located* rather than where they are needed. This data sheet is one of four which provides information on aging from the 2000 Census. Access to these county data sheets, along with a wide range of aging-related information, can be found online at <http://www.ca.uky.edu/fcs/aging>.

"Kentucky: By the Numbers" provides county level data on a variety of topics. The entire series is available at <http://www.ca.uky.edu/snarl>.

<u>Population</u>	<u>County</u>	<u>State</u>
Number of all Persons 65+ (2000)	1,047	504,793
Number of all Persons 65+ who are <u>Female</u> (2000)	634	300,812
Number of all Persons 65+ who are <u>Male</u> (2000)	413	203,981
<i>Percent of all <u>Females</u> 65+ who are in Nursing Homes (2000)</i>	<i>12.8%</i>	<i>6.6%</i>
<i>Percent of all <u>Males</u> 65+ who are in Nursing Homes (2000)</i>	<i>4.4%</i>	<i>3.1%</i>
<u>Nursing Homes</u>		
Number of Persons 65+ who are in Nursing Homes (2000)	99	26,198
<i>Percent of all Persons 65+ who are in Nursing Homes (2000)</i>	<i>9.5%</i>	<i>5.2%</i>
Number of Persons 65+ <u>in Nursing Homes</u> who are <u>Female</u> (2000)	81	19,922
Number of Persons 65+ <u>in Nursing Homes</u> who are <u>Male</u> (2000)	18	6,276
<i>Percent of Persons <u>in Nursing Homes</u> ages 65+ who are <u>Female</u> (2000)</i>	<i>81.8%</i>	<i>76.0%</i>
<i>Percent of Persons <u>in Nursing Homes</u> ages 65+ who are <u>Male</u> (2000)</i>	<i>18.2%</i>	<i>24.0%</i>

These data were downloaded from the Census Bureau at

<http://factfinder.census.gov/>

You can also find Census 2000 data at the Kentucky State Data Center website

<http://cbpa.louisville.edu/ksdc/>

**SEED (Social and Economic Education for Development)** is a program of the Kentucky Cooperative Extension Service at the University of Kentucky. Faculty draw on the resources of the Social and Natural Resources Information Laboratory and professional contacts at the University of Kentucky, other agencies, and community programs throughout the country. For more information contact your local Cooperative Extension office or Dr. Richard C. Maurer, SEED, 500 Garrigus Building, University of Kentucky, Lexington, KY 40546 or call (859) 257-7582.

*Educational programs of the Kentucky Cooperative Extension Service serve all people regardless of race, color, age, sex, religion, disability, or national origin.*



# KENTUCKY: BY THE NUMBERS

## ~ Aging and Nursing Homes ~



### Ohio County

Sam Quick, Julie N. Zimmerman, Nicole Breazeale, and Peter Hesseldenz  
Rural and Economic Development Programs, Rural Sociology

University of Kentucky, College of Agriculture

October, 2001

While those living in nursing homes make up an important segment of Kentucky's 65+ population, their location reflects more *where nursing homes are located* rather than where they are needed. This data sheet is one of four which provides information on aging from the 2000 Census. Access to these county data sheets, along with a wide range of aging-related information, can be found online at

**<http://www.ca.uky.edu/fcs/aging>.**

"Kentucky: By the Numbers" provides county level data on a variety of topics.

The entire series is available at **<http://www.ca.uky.edu/snarl>**.

<u>Population</u>	<u>County</u>	<u>State</u>
Number of all Persons 65+ (2000)	3,296	504,793
Number of all Persons 65+ who are <u>Female</u> (2000)	1,921	300,812
Number of all Persons 65+ who are <u>Male</u> (2000)	1,375	203,981
<b><i>Percent of all <u>Females</u> 65+ who are in Nursing Homes (2000)</i></b>	<b>9.9%</b>	<b>6.6%</b>
<b><i>Percent of all <u>Males</u> 65+ who are in Nursing Homes (2000)</i></b>	<b>5.2%</b>	<b>3.1%</b>
<b><u>Nursing Homes</u></b>		
Number of Persons 65+ who are in Nursing Homes (2000)	262	26,198
<b><i>Percent of all Persons 65+ who are in Nursing Homes (2000)</i></b>	<b>7.9%</b>	<b>5.2%</b>
Number of Persons 65+ <u>in Nursing Homes</u> who are <u>Female</u> (2000)	191	19,922
Number of Persons 65+ <u>in Nursing Homes</u> who are <u>Male</u> (2000)	71	6,276
<b><i>Percent of Persons <u>in Nursing Homes</u> ages 65+ who are <u>Female</u> (2000)</i></b>	<b>72.9%</b>	<b>76.0%</b>
<b><i>Percent of Persons <u>in Nursing Homes</u> ages 65+ who are <u>Male</u> (2000)</i></b>	<b>27.1%</b>	<b>24.0%</b>

These data were downloaded from the Census Bureau at

<http://factfinder.census.gov/>

You can also find Census 2000 data at the Kentucky State Data Center website

<http://cbpa.louisville.edu/ksdc/>

**SEED (Social and Economic Education for Development)** is a program of the Kentucky Cooperative Extension Service at the University of Kentucky. Faculty draw on the resources of the Social and Natural Resources Information Laboratory and professional contacts at the University of Kentucky, other agencies, and community programs throughout the country. For more information contact your local Cooperative Extension office or Dr. Richard C. Maurer, SEED, 500 Garrigus Building, University of Kentucky, Lexington, KY 40546 or call (859) 257-7582.

*Educational programs of the Kentucky Cooperative Extension Service serve all people regardless of race, color, age, sex, religion, disability, or national origin.*



# KENTUCKY: BY THE NUMBERS

## ~ Aging and Nursing Homes ~



### Oldham County

Sam Quick, Julie N. Zimmerman, Nicole Breazeale, and Peter Hesseldenz  
Rural and Economic Development Programs, Rural Sociology

University of Kentucky, College of Agriculture

October, 2001

While those living in nursing homes make up an important segment of Kentucky's 65+ population, their location reflects more *where nursing homes are located* rather than where they are needed. This data sheet is one of four which provides information on aging from the 2000 Census. Access to these county data sheets, along with a wide range of aging-related information, can be found online at <http://www.ca.uky.edu/fcs/aging>.

"Kentucky: By the Numbers" provides county level data on a variety of topics. The entire series is available at <http://www.ca.uky.edu/snarl>.

<u>Population</u>	<u>County</u>	<u>State</u>
Number of all Persons 65+ (2000)	3,247	504,793
Number of all Persons 65+ who are <u>Female</u> (2000)	1,775	300,812
Number of all Persons 65+ who are <u>Male</u> (2000)	1,472	203,981
<i>Percent of all <u>Females</u> 65+ who are in Nursing Homes (2000)</i>	<i>8.3%</i>	<i>6.6%</i>
<i>Percent of all <u>Males</u> 65+ who are in Nursing Homes (2000)</i>	<i>2.5%</i>	<i>3.1%</i>
<u>Nursing Homes</u>		
Number of Persons 65+ who are in Nursing Homes (2000)	185	26,198
<i>Percent of all Persons 65+ who are in Nursing Homes (2000)</i>	<i>5.7%</i>	<i>5.2%</i>
Number of Persons 65+ <u>in Nursing Homes</u> who are <u>Female</u> (2000)	148	19,922
Number of Persons 65+ <u>in Nursing Homes</u> who are <u>Male</u> (2000)	37	6,276
<i>Percent of Persons <u>in Nursing Homes</u> ages 65+ who are <u>Female</u> (2000)</i>	<i>80.0%</i>	<i>76.0%</i>
<i>Percent of Persons <u>in Nursing Homes</u> ages 65+ who are <u>Male</u> (2000)</i>	<i>20.0%</i>	<i>24.0%</i>

These data were downloaded from the Census Bureau at

<http://factfinder.census.gov/>

You can also find Census 2000 data at the Kentucky State Data Center website

<http://cbpa.louisville.edu/ksdc/>

**SEED (Social and Economic Education for Development)** is a program of the Kentucky Cooperative Extension Service at the University of Kentucky. Faculty draw on the resources of the Social and Natural Resources Information Laboratory and professional contacts at the University of Kentucky, other agencies, and community programs throughout the country. For more information contact your local Cooperative Extension office or Dr. Richard C. Maurer, SEED, 500 Garrigus Building, University of Kentucky, Lexington, KY 40546 or call (859) 257-7582.

*Educational programs of the Kentucky Cooperative Extension Service serve all people regardless of race, color, age, sex, religion, disability, or national origin.*



# KENTUCKY: BY THE NUMBERS

## ~ Aging and Nursing Homes ~



### Owen County

Sam Quick, Julie N. Zimmerman, Nicole Breazeale, and Peter Hesseldenz  
Rural and Economic Development Programs, Rural Sociology

University of Kentucky, College of Agriculture

October, 2001

While those living in nursing homes make up an important segment of Kentucky's 65+ population, their location reflects more *where nursing homes are located* rather than where they are needed. This data sheet is one of four which provides information on aging from the 2000 Census. Access to these county data sheets, along with a wide range of aging-related information, can be found online at <http://www.ca.uky.edu/fcs/aging>.

"Kentucky: By the Numbers" provides county level data on a variety of topics. The entire series is available at <http://www.ca.uky.edu/snarl>.

<u>Population</u>	<u>County</u>	<u>State</u>
Number of all Persons 65+ (2000)	1,479	504,793
Number of all Persons 65+ who are <u>Female</u> (2000)	821	300,812
Number of all Persons 65+ who are <u>Male</u> (2000)	658	203,981
<i>Percent of all <u>Females</u> 65+ who are in Nursing Homes (2000)</i>	<i>7.9%</i>	<i>6.6%</i>
<i>Percent of all <u>Males</u> 65+ who are in Nursing Homes (2000)</i>	<i>3.3%</i>	<i>3.1%</i>
<u>Nursing Homes</u>		
Number of Persons 65+ who are in Nursing Homes (2000)	87	26,198
<i>Percent of all Persons 65+ who are in Nursing Homes (2000)</i>	<i>5.9%</i>	<i>5.2%</i>
Number of Persons 65+ in <u>Nursing Homes</u> who are <u>Female</u> (2000)	65	19,922
Number of Persons 65+ in <u>Nursing Homes</u> who are <u>Male</u> (2000)	22	6,276
<i>Percent of Persons in <u>Nursing Homes</u> ages 65+ who are <u>Female</u> (2000)</i>	<i>74.7%</i>	<i>76.0%</i>
<i>Percent of Persons in <u>Nursing Homes</u> ages 65+ who are <u>Male</u> (2000)</i>	<i>25.3%</i>	<i>24.0%</i>

These data were downloaded from the Census Bureau at

<http://factfinder.census.gov/>

You can also find Census 2000 data at the Kentucky State Data Center website


<http://cbpa.louisville.edu/ksdc/>

**SEED (Social and Economic Education for Development)** is a program of the Kentucky Cooperative Extension Service at the University of Kentucky. Faculty draw on the resources of the Social and Natural Resources Information Laboratory and professional contacts at the University of Kentucky, other agencies, and community programs throughout the country. For more information contact your local Cooperative Extension office or Dr. Richard C. Maurer, SEED, 500 Garrigus Building, University of Kentucky, Lexington, KY 40546 or call (859) 257-7582.

*Educational programs of the Kentucky Cooperative Extension Service serve all people regardless of race, color, age, sex, religion, disability, or national origin.*



KENTUCKY: BY THE NUMBERS  
~ Aging and Nursing Homes ~



Owsley County

Sam Quick, Julie N. Zimmerman, Nicole Breazeale, and Peter Hesseldenz  
Rural and Economic Development Programs, Rural Sociology

University of Kentucky, College of Agriculture

October, 2001

While those living in nursing homes make up an important segment of Kentucky's 65+ population, their location reflects more *where nursing homes are located* rather than where they are needed. This data sheet is one of four which provides information on aging from the 2000 Census. Access to these county data sheets, along with a wide range of aging-related information, can be found online at <http://www.ca.uky.edu/fcs/aging>.

"Kentucky: By the Numbers" provides county level data on a variety of topics. The entire series is available at <http://www.ca.uky.edu/snarl>.

<u>Population</u>	<u>County</u>	<u>State</u>
Number of all Persons 65+ (2000)	731	504,793
Number of all Persons 65+ who are <u>Female</u> (2000)	388	300,812
Number of all Persons 65+ who are <u>Male</u> (2000)	343	203,981
<i>Percent of all <u>Females</u> 65+ who are in Nursing Homes (2000)</i>	<i>11.6%</i>	<i>6.6%</i>
<i>Percent of all <u>Males</u> 65+ who are in Nursing Homes (2000)</i>	<i>10.5%</i>	<i>3.1%</i>
<u>Nursing Homes</u>		
Number of Persons 65+ who are in Nursing Homes (2000)	81	26,198
<i>Percent of all Persons 65+ who are in Nursing Homes (2000)</i>	<i>11.1%</i>	<i>5.2%</i>
Number of Persons 65+ in <u>Nursing Homes</u> who are <u>Female</u> (2000)	45	19,922
Number of Persons 65+ in <u>Nursing Homes</u> who are <u>Male</u> (2000)	36	6,276
<i>Percent of Persons in <u>Nursing Homes</u> ages 65+ who are <u>Female</u> (2000)</i>	<i>55.6%</i>	<i>76.0%</i>
<i>Percent of Persons in <u>Nursing Homes</u> ages 65+ who are <u>Male</u> (2000)</i>	<i>44.4%</i>	<i>24.0%</i>

These data were downloaded from the Census Bureau at

<http://factfinder.census.gov/>

You can also find Census 2000 data at the Kentucky State Data Center website

<http://cbpa.louisville.edu/ksdc/>


SEED (Social and Economic Education for Development) is a program of the Kentucky Cooperative Extension Service at the University of Kentucky. Faculty draw on the resources of the Social and Natural Resources Information Laboratory and professional contacts at the University of Kentucky, other agencies, and community programs throughout the country. For more information contact your local Cooperative Extension office or Dr. Richard C. Maurer, SEED, 500 Garrigus Building, University of Kentucky, Lexington, KY 40546 or call (859) 257-7582.

*Educational programs of the Kentucky Cooperative Extension Service serve all people regardless of race, color, age, sex, religion, disability, or national origin.*



# KENTUCKY: BY THE NUMBERS

## ~ Aging and Nursing Homes ~



### Pendleton County

Sam Quick, Julie N. Zimmerman, Nicole Breazeale, and Peter Hesseldenz  
Rural and Economic Development Programs, Rural Sociology

University of Kentucky, College of Agriculture

October, 2001

While those living in nursing homes make up an important segment of Kentucky's 65+ population, their location reflects more *where nursing homes are located* rather than where they are needed. This data sheet is one of four which provides information on aging from the 2000 Census. Access to these county data sheets, along with a wide range of aging-related information, can be found online at <http://www.ca.uky.edu/fcs/aging>.

"Kentucky: By the Numbers" provides county level data on a variety of topics. The entire series is available at <http://www.ca.uky.edu/snarl>.

<u>Population</u>	<u>County</u>	<u>State</u>
Number of all Persons 65+ (2000)	1,502	504,793
Number of all Persons 65+ who are <u>Female</u> (2000)	863	300,812
Number of all Persons 65+ who are <u>Male</u> (2000)	639	203,981
<i>Percent of all <u>Females</u> 65+ who are in Nursing Homes (2000)</i>	<i>4.8%</i>	<i>6.6%</i>
<i>Percent of all <u>Males</u> 65+ who are in Nursing Homes (2000)</i>	<i>1.9%</i>	<i>3.1%</i>
<u>Nursing Homes</u>		
Number of Persons 65+ who are in Nursing Homes (2000)	53	26,198
<i>Percent of all Persons 65+ who are in Nursing Homes (2000)</i>	<i>3.5%</i>	<i>5.2%</i>
Number of Persons 65+ in <u>Nursing Homes</u> who are <u>Female</u> (2000)	41	19,922
Number of Persons 65+ in <u>Nursing Homes</u> who are <u>Male</u> (2000)	12	6,276
<i>Percent of Persons in <u>Nursing Homes</u> ages 65+ who are <u>Female</u> (2000)</i>	<i>77.4%</i>	<i>76.0%</i>
<i>Percent of Persons in <u>Nursing Homes</u> ages 65+ who are <u>Male</u> (2000)</i>	<i>22.6%</i>	<i>24.0%</i>

These data were downloaded from the Census Bureau at

<http://factfinder.census.gov/>

You can also find Census 2000 data at the Kentucky State Data Center website

<http://cbpa.louisville.edu/ksdc/>

**SEED (Social and Economic Education for Development)** is a program of the Kentucky Cooperative Extension Service at the University of Kentucky. Faculty draw on the resources of the Social and Natural Resources Information Laboratory and professional contacts at the University of Kentucky, other agencies, and community programs throughout the country. For more information contact your local Cooperative Extension office or Dr. Richard C. Maurer, SEED, 500 Garrigus Building, University of Kentucky, Lexington, KY 40546 or call (859) 257-7582.

*Educational programs of the Kentucky Cooperative Extension Service serve all people regardless of race, color, age, sex, religion, disability, or national origin.*



# KENTUCKY: BY THE NUMBERS

## ~ Aging and Nursing Homes ~



### Perry County

Sam Quick, Julie N. Zimmerman, Nicole Breazeale, and Peter Hesseldenz  
Rural and Economic Development Programs, Rural Sociology

University of Kentucky, College of Agriculture

October, 2001

While those living in nursing homes make up an important segment of Kentucky's 65+ population, their location reflects more *where nursing homes are located* rather than where they are needed. This data sheet is one of four which provides information on aging from the 2000 Census. Access to these county data sheets, along with a wide range of aging-related information, can be found online at <http://www.ca.uky.edu/fcs/aging>.

"Kentucky: By the Numbers" provides county level data on a variety of topics. The entire series is available at <http://www.ca.uky.edu/snarl>.

<u>Population</u>	<u>County</u>	<u>State</u>
Number of all Persons 65+ (2000)	3,288	504,793
Number of all Persons 65+ who are <u>Female</u> (2000)	1,996	300,812
Number of all Persons 65+ who are <u>Male</u> (2000)	1,292	203,981
<i>Percent of all <u>Females</u> 65+ who are in Nursing Homes (2000)</i>	<b>6.0%</b>	<b>6.6%</b>
<i>Percent of all <u>Males</u> 65+ who are in Nursing Homes (2000)</i>	<b>3.2%</b>	<b>3.1%</b>
<u>Nursing Homes</u>		
Number of Persons 65+ who are in Nursing Homes (2000)	161	26,198
<i>Percent of all Persons 65+ who are in Nursing Homes (2000)</i>	<b>4.9%</b>	<b>5.2%</b>
Number of Persons 65+ <u>in Nursing Homes</u> who are <u>Female</u> (2000)	120	19,922
Number of Persons 65+ <u>in Nursing Homes</u> who are <u>Male</u> (2000)	41	6,276
<i>Percent of Persons <u>in Nursing Homes</u> ages 65+ who are <u>Female</u> (2000)</i>	<b>74.5%</b>	<b>76.0%</b>
<i>Percent of Persons <u>in Nursing Homes</u> ages 65+ who are <u>Male</u> (2000)</i>	<b>25.5%</b>	<b>24.0%</b>

These data were downloaded from the Census Bureau at

<http://factfinder.census.gov/>

You can also find Census 2000 data at the Kentucky State Data Center website

<http://cbpa.louisville.edu/ksdc/>


**SEED (Social and Economic Education for Development)** is a program of the Kentucky Cooperative Extension Service at the University of Kentucky. Faculty draw on the resources of the Social and Natural Resources Information Laboratory and professional contacts at the University of Kentucky, other agencies, and community programs throughout the country. For more information contact your local Cooperative Extension office or Dr. Richard C. Maurer, SEED, 500 Garrigus Building, University of Kentucky, Lexington, KY 40546 or call (859) 257-7582.

*Educational programs of the Kentucky Cooperative Extension Service serve all people regardless of race, color, age, sex, religion, disability, or national origin.*



# KENTUCKY: BY THE NUMBERS

## ~ Aging and Nursing Homes ~



### Pike County

Sam Quick, Julie N. Zimmerman, Nicole Breazeale, and Peter Hesseldenz  
Rural and Economic Development Programs, Rural Sociology

University of Kentucky, College of Agriculture

October, 2001

While those living in nursing homes make up an important segment of Kentucky's 65+ population, their location reflects more *where nursing homes are located* rather than where they are needed. This data sheet is one of four which provides information on aging from the 2000 Census. Access to these county data sheets, along with a wide range of aging-related information, can be found online at <http://www.ca.uky.edu/fcs/aging>.

"Kentucky: By the Numbers" provides county level data on a variety of topics. The entire series is available at <http://www.ca.uky.edu/snarl>.

<u>Population</u>	<u>County</u>	<u>State</u>
Number of all Persons 65+ (2000)	8,448	504,793
Number of all Persons 65+ who are <u>Female</u> (2000)	5,042	300,812
Number of all Persons 65+ who are <u>Male</u> (2000)	3,406	203,981
<i>Percent of all <u>Females</u> 65+ who are in Nursing Homes (2000)</i>	<i>4.5%</i>	<i>6.6%</i>
<i>Percent of all <u>Males</u> 65+ who are in Nursing Homes (2000)</i>	<i>3.1%</i>	<i>3.1%</i>
<u>Nursing Homes</u>		
Number of Persons 65+ who are in Nursing Homes (2000)	334	26,198
<i>Percent of all Persons 65+ who are in Nursing Homes (2000)</i>	<i>4.0%</i>	<i>5.2%</i>
Number of Persons 65+ in <u>Nursing Homes</u> who are <u>Female</u> (2000)	228	19,922
Number of Persons 65+ in <u>Nursing Homes</u> who are <u>Male</u> (2000)	106	6,276
<i>Percent of Persons in <u>Nursing Homes</u> ages 65+ who are <u>Female</u> (2000)</i>	<i>68.3%</i>	<i>76.0%</i>
<i>Percent of Persons in <u>Nursing Homes</u> ages 65+ who are <u>Male</u> (2000)</i>	<i>31.7%</i>	<i>24.0%</i>

These data were downloaded from the Census Bureau at

<http://factfinder.census.gov/>

You can also find Census 2000 data at the Kentucky State Data Center website


<http://cbpa.louisville.edu/ksdc/>

**SEED (Social and Economic Education for Development)** is a program of the Kentucky Cooperative Extension Service at the University of Kentucky. Faculty draw on the resources of the Social and Natural Resources Information Laboratory and professional contacts at the University of Kentucky, other agencies, and community programs throughout the country. For more information contact your local Cooperative Extension office or Dr. Richard C. Maurer, SEED, 500 Garrigus Building, University of Kentucky, Lexington, KY 40546 or call (859) 257-7582.

*Educational programs of the Kentucky Cooperative Extension Service serve all people regardless of race, color, age, sex, religion, disability, or national origin.*



KENTUCKY: BY THE NUMBERS  
~ Aging and Nursing Homes ~

Powell County

Sam Quick, Julie N. Zimmerman, Nicole Breazeale, and Peter Hesseldenz  
Rural and Economic Development Programs, Rural Sociology

University of Kentucky, College of Agriculture

October, 2001

While those living in nursing homes make up an important segment of Kentucky's 65+ population, their location reflects more *where nursing homes are located* rather than where they are needed. This data sheet is one of four which provides information on aging from the 2000 Census. Access to these county data sheets, along with a wide range of aging-related information, can be found online at  
**<http://www.ca.uky.edu/fcs/aging>.**

"Kentucky: By the Numbers" provides county level data on a variety of topics.  
The entire series is available at **<http://www.ca.uky.edu/snarl>**.

<u>Population</u>	<u>County</u>	<u>State</u>
Number of all Persons 65+ (2000)	1,402	504,793
Number of all Persons 65+ who are <u>Female</u> (2000)	784	300,812
Number of all Persons 65+ who are <u>Male</u> (2000)	618	203,981
<b><i>Percent of all <u>Females</u> 65+ who are in Nursing Homes (2000)</i></b>	<b>6.0%</b>	<b>6.6%</b>
<b><i>Percent of all <u>Males</u> 65+ who are in Nursing Homes (2000)</i></b>	<b>2.3%</b>	<b>3.1%</b>
<b><u>Nursing Homes</u></b>		
Number of Persons 65+ who are in Nursing Homes (2000)	61	26,198
<b><i>Percent of all Persons 65+ who are in Nursing Homes (2000)</i></b>	<b>4.4%</b>	<b>5.2%</b>
Number of Persons 65+ <u>in Nursing Homes</u> who are <u>Female</u> (2000)	47	19,922
Number of Persons 65+ <u>in Nursing Homes</u> who are <u>Male</u> (2000)	14	6,276
<b><i>Percent of Persons <u>in Nursing Homes</u> ages 65+ who are <u>Female</u> (2000)</i></b>	<b>77.0%</b>	<b>76.0%</b>
<b><i>Percent of Persons <u>in Nursing Homes</u> ages 65+ who are <u>Male</u> (2000)</i></b>	<b>23.0%</b>	<b>24.0%</b>

These data were downloaded from the Census Bureau at

<http://factfinder.census.gov/>

You can also find Census 2000 data at the Kentucky State Data Center website

<http://cbpa.louisville.edu/ksdc/>

**SEED (Social and Economic Education for Development)** is a program of the Kentucky Cooperative Extension Service at the University of Kentucky. Faculty draw on the resources of the Social and Natural Resources Information Laboratory and professional contacts at the University of Kentucky, other agencies, and community programs throughout the country. For more information contact your local Cooperative Extension office or Dr. Richard C. Maurer, SEED, 500 Garrigus Building, University of Kentucky, Lexington, KY 40546 or call (859) 257-7582.

*Educational programs of the Kentucky Cooperative Extension Service serve all people regardless of race, color, age, sex, religion, disability, or national origin.*



KENTUCKY: BY THE NUMBERS  
 ~ Aging and Nursing Homes ~  
Pulaski County



Sam Quick, Julie N. Zimmerman, Nicole Breazeale, and Peter Hesseldenz  
 Rural and Economic Development Programs, Rural Sociology

University of Kentucky, College of Agriculture

October, 2001

While those living in nursing homes make up an important segment of Kentucky's 65+ population, their location reflects more *where nursing homes are located* rather than where they are needed. This data sheet is one of four which provides information on aging from the 2000 Census. Access to these county data sheets, along with a wide range of aging-related information, can be found online at <http://www.ca.uky.edu/fcs/aging>.

"Kentucky: By the Numbers" provides county level data on a variety of topics. The entire series is available at <http://www.ca.uky.edu/snarl>.

<u>Population</u>	<u>County</u>	<u>State</u>
Number of all Persons 65+ (2000)	8,486	504,793
Number of all Persons 65+ who are <u>Female</u> (2000)	4,895	300,812
Number of all Persons 65+ who are <u>Male</u> (2000)	3,591	203,981
<i>Percent of all <u>Females</u> 65+ who are in Nursing Homes (2000)</i>	<b>6.5%</b>	<b>6.6%</b>
<i>Percent of all <u>Males</u> 65+ who are in Nursing Homes (2000)</i>	<b>2.3%</b>	<b>3.1%</b>
<u>Nursing Homes</u>		
Number of Persons 65+ who are in Nursing Homes (2000)	400	26,198
<i>Percent of all Persons 65+ who are in Nursing Homes (2000)</i>	<b>4.7%</b>	<b>5.2%</b>
Number of Persons 65+ in <u>Nursing Homes</u> who are <u>Female</u> (2000)	317	19,922
Number of Persons 65+ in <u>Nursing Homes</u> who are <u>Male</u> (2000)	83	6,276
<i>Percent of Persons in <u>Nursing Homes</u> ages 65+ who are <u>Female</u> (2000)</i>	<b>79.3%</b>	<b>76.0%</b>
<i>Percent of Persons in <u>Nursing Homes</u> ages 65+ who are <u>Male</u> (2000)</i>	<b>20.8%</b>	<b>24.0%</b>

These data were downloaded from the Census Bureau at

<http://factfinder.census.gov/>

You can also find Census 2000 data at the Kentucky State Data Center website

<http://cbpa.louisville.edu/ksdc/>

**SEED (Social and Economic Education for Development)** is a program of the Kentucky Cooperative Extension Service at the University of Kentucky. Faculty draw on the resources of the Social and Natural Resources Information Laboratory and professional contacts at the University of Kentucky, other agencies, and community programs throughout the country. For more information contact your local Cooperative Extension office or Dr. Richard C. Maurer, SEED, 500 Garrigus Building, University of Kentucky, Lexington, KY 40546 or call (859) 257-7582.

*Educational programs of the Kentucky Cooperative Extension Service serve all people regardless of race, color, age, sex, religion, disability, or national origin.*



# KENTUCKY: BY THE NUMBERS

## ~ Aging and Nursing Homes ~



### Robertson County

Sam Quick, Julie N. Zimmerman, Nicole Breazeale, and Peter Hesseldenz  
Rural and Economic Development Programs, Rural Sociology

University of Kentucky, College of Agriculture

October, 2001

While those living in nursing homes make up an important segment of Kentucky's 65+ population, their location reflects more *where nursing homes are located* rather than where they are needed. This data sheet is one of four which provides information on aging from the 2000 Census. Access to these county data sheets, along with a wide range of aging-related information, can be found online at <http://www.ca.uky.edu/fcs/aging>.

"Kentucky: By the Numbers" provides county level data on a variety of topics. The entire series is available at <http://www.ca.uky.edu/snarl>.

<u>Population</u>	<u>County</u>	<u>State</u>
Number of all Persons 65+ (2000)	384	504,793
Number of all Persons 65+ who are <u>Female</u> (2000)	228	300,812
Number of all Persons 65+ who are <u>Male</u> (2000)	156	203,981
<b><i>Percent of all <u>Females</u> 65+ who are in Nursing Homes (2000)</i></b>	<b><i>18.0%</i></b>	<b><i>6.6%</i></b>
<b><i>Percent of all <u>Males</u> 65+ who are in Nursing Homes (2000)</i></b>	<b><i>8.3%</i></b>	<b><i>3.1%</i></b>
<b><u>Nursing Homes</u></b>		
Number of Persons 65+ who are in Nursing Homes (2000)	54	26,198
<b><i>Percent of all Persons 65+ who are in Nursing Homes (2000)</i></b>	<b><i>14.1%</i></b>	<b><i>5.2%</i></b>
Number of Persons 65+ <u>in Nursing Homes</u> who are <u>Female</u> (2000)	41	19,922
Number of Persons 65+ <u>in Nursing Homes</u> who are <u>Male</u> (2000)	13	6,276
<b><i>Percent of Persons <u>in Nursing Homes</u> ages 65+ who are <u>Female</u> (2000)</i></b>	<b><i>75.9%</i></b>	<b><i>76.0%</i></b>
<b><i>Percent of Persons <u>in Nursing Homes</u> ages 65+ who are <u>Male</u> (2000)</i></b>	<b><i>24.1%</i></b>	<b><i>24.0%</i></b>

These data were downloaded from the Census Bureau at

<http://factfinder.census.gov/>

You can also find Census 2000 data at the Kentucky State Data Center website


<http://cbpa.louisville.edu/ksdc/>

**SEED (Social and Economic Education for Development)** is a program of the Kentucky Cooperative Extension Service at the University of Kentucky. Faculty draw on the resources of the Social and Natural Resources Information Laboratory and professional contacts at the University of Kentucky, other agencies, and community programs throughout the country. For more information contact your local Cooperative Extension office or Dr. Richard C. Maurer, SEED, 500 Garrigus Building, University of Kentucky, Lexington, KY 40546 or call (859) 257-7582.

*Educational programs of the Kentucky Cooperative Extension Service serve all people regardless of race, color, age, sex, religion, disability, or national origin.*



KENTUCKY: BY THE NUMBERS  
~ Aging and Nursing Homes ~



Rockcastle County

Sam Quick, Julie N. Zimmerman, Nicole Breazeale, and Peter Hesseldenz  
Rural and Economic Development Programs, Rural Sociology

University of Kentucky, College of Agriculture

October, 2001

While those living in nursing homes make up an important segment of Kentucky's 65+ population, their location reflects more *where nursing homes are located* rather than where they are needed. This data sheet is one of four which provides information on aging from the 2000 Census. Access to these county data sheets, along with a wide range of aging-related information, can be found online at <http://www.ca.uky.edu/fcs/aging>.

"Kentucky: By the Numbers" provides county level data on a variety of topics. The entire series is available at <http://www.ca.uky.edu/snarl>.

<u>Population</u>	<u>County</u>	<u>State</u>
Number of all Persons 65+ (2000)	2,196	504,793
Number of all Persons 65+ who are <u>Female</u> (2000)	1,244	300,812
Number of all Persons 65+ who are <u>Male</u> (2000)	952	203,981
<i>Percent of all <u>Females</u> 65+ who are in Nursing Homes (2000)</i>	<i>8.8%</i>	<i>6.6%</i>
<i>Percent of all <u>Males</u> 65+ who are in Nursing Homes (2000)</i>	<i>3.6%</i>	<i>3.1%</i>
<u>Nursing Homes</u>		
Number of Persons 65+ who are in Nursing Homes (2000)	143	26,198
<i>Percent of all Persons 65+ who are in Nursing Homes (2000)</i>	<i>6.5%</i>	<i>5.2%</i>
Number of Persons 65+ <u>in Nursing Homes</u> who are <u>Female</u> (2000)	109	19,922
Number of Persons 65+ <u>in Nursing Homes</u> who are <u>Male</u> (2000)	34	6,276
<i>Percent of Persons <u>in Nursing Homes</u> ages 65+ who are <u>Female</u> (2000)</i>	<i>76.2%</i>	<i>76.0%</i>
<i>Percent of Persons <u>in Nursing Homes</u> ages 65+ who are <u>Male</u> (2000)</i>	<i>23.8%</i>	<i>24.0%</i>

These data were downloaded from the Census Bureau at

<http://factfinder.census.gov/>

You can also find Census 2000 data at the Kentucky State Data Center website

<http://cbpa.louisville.edu/ksdc/>


**SEED (Social and Economic Education for Development)** is a program of the Kentucky Cooperative Extension Service at the University of Kentucky. Faculty draw on the resources of the Social and Natural Resources Information Laboratory and professional contacts at the University of Kentucky, other agencies, and community programs throughout the country. For more information contact your local Cooperative Extension office or Dr. Richard C. Maurer, SEED, 500 Garrigus Building, University of Kentucky, Lexington, KY 40546 or call (859) 257-7582.

*Educational programs of the Kentucky Cooperative Extension Service serve all people regardless of race, color, age, sex, religion, disability, or national origin.*



# KENTUCKY: BY THE NUMBERS

## ~ Aging and Nursing Homes ~



### Rowan County

Sam Quick, Julie N. Zimmerman, Nicole Breazeale, and Peter Hesseldenz  
Rural and Economic Development Programs, Rural Sociology

University of Kentucky, College of Agriculture

October, 2001

While those living in nursing homes make up an important segment of Kentucky's 65+ population, their location reflects more *where nursing homes are located* rather than where they are needed. This data sheet is one of four which provides information on aging from the 2000 Census. Access to these county data sheets, along with a wide range of aging-related information, can be found online at <http://www.ca.uky.edu/fcs/aging>.

"Kentucky: By the Numbers" provides county level data on a variety of topics. The entire series is available at <http://www.ca.uky.edu/snarl>.

<u>Population</u>	<u>County</u>	<u>State</u>
Number of all Persons 65+ (2000)	2,295	504,793
Number of all Persons 65+ who are <u>Female</u> (2000)	1,321	300,812
Number of all Persons 65+ who are <u>Male</u> (2000)	974	203,981
<i>Percent of all <u>Females</u> 65+ who are in Nursing Homes (2000)</i>	<i>4.8%</i>	<i>6.6%</i>
<i>Percent of all <u>Males</u> 65+ who are in Nursing Homes (2000)</i>	<i>2.7%</i>	<i>3.1%</i>
<u>Nursing Homes</u>		
Number of Persons 65+ who are in Nursing Homes (2000)	89	26,198
<i>Percent of all Persons 65+ who are in Nursing Homes (2000)</i>	<i>3.9%</i>	<i>5.2%</i>
Number of Persons 65+ in <u>Nursing Homes</u> who are <u>Female</u> (2000)	63	19,922
Number of Persons 65+ in <u>Nursing Homes</u> who are <u>Male</u> (2000)	26	6,276
<i>Percent of Persons in <u>Nursing Homes</u> ages 65+ who are <u>Female</u> (2000)</i>	<i>70.8%</i>	<i>76.0%</i>
<i>Percent of Persons in <u>Nursing Homes</u> ages 65+ who are <u>Male</u> (2000)</i>	<i>29.2%</i>	<i>24.0%</i>

These data were downloaded from the Census Bureau at

<http://factfinder.census.gov/>

You can also find Census 2000 data at the Kentucky State Data Center website


<http://cbpa.louisville.edu/ksdc/>

**SEED (Social and Economic Education for Development)** is a program of the Kentucky Cooperative Extension Service at the University of Kentucky. Faculty draw on the resources of the Social and Natural Resources Information Laboratory and professional contacts at the University of Kentucky, other agencies, and community programs throughout the country. For more information contact your local Cooperative Extension office or Dr. Richard C. Maurer, SEED, 500 Garrigus Building, University of Kentucky, Lexington, KY 40546 or call (859) 257-7582.

*Educational programs of the Kentucky Cooperative Extension Service serve all people regardless of race, color, age, sex, religion, disability, or national origin.*



KENTUCKY: BY THE NUMBERS  
~ Aging and Nursing Homes ~



Russell County

Sam Quick, Julie N. Zimmerman, Nicole Breazeale, and Peter Hesseldenz  
Rural and Economic Development Programs, Rural Sociology

University of Kentucky, College of Agriculture

October, 2001

While those living in nursing homes make up an important segment of Kentucky's 65+ population, their location reflects more *where nursing homes are located* rather than where they are needed. This data sheet is one of four which provides information on aging from the 2000 Census. Access to these county data sheets, along with a wide range of aging-related information, can be found online at <http://www.ca.uky.edu/fcs/aging>.

"Kentucky: By the Numbers" provides county level data on a variety of topics. The entire series is available at <http://www.ca.uky.edu/snarl>.

<u>Population</u>	<u>County</u>	<u>State</u>
Number of all Persons 65+ (2000)	2,688	504,793
Number of all Persons 65+ who are <u>Female</u> (2000)	1,542	300,812
Number of all Persons 65+ who are <u>Male</u> (2000)	1,146	203,981
<i>Percent of all <u>Females</u> 65+ who are in Nursing Homes (2000)</i>	<i>5.3%</i>	<i>6.6%</i>
<i>Percent of all <u>Males</u> 65+ who are in Nursing Homes (2000)</i>	<i>2.6%</i>	<i>3.1%</i>
<u>Nursing Homes</u>		
Number of Persons 65+ who are in Nursing Homes (2000)	111	26,198
<i>Percent of all Persons 65+ who are in Nursing Homes (2000)</i>	<i>4.1%</i>	<i>5.2%</i>
Number of Persons 65+ <u>in Nursing Homes</u> who are <u>Female</u> (2000)	81	19,922
Number of Persons 65+ <u>in Nursing Homes</u> who are <u>Male</u> (2000)	30	6,276
<i>Percent of Persons <u>in Nursing Homes</u> ages 65+ who are <u>Female</u> (2000)</i>	<i>73.0%</i>	<i>76.0%</i>
<i>Percent of Persons <u>in Nursing Homes</u> ages 65+ who are <u>Male</u> (2000)</i>	<i>27.0%</i>	<i>24.0%</i>

These data were downloaded from the Census Bureau at

<http://factfinder.census.gov/>

You can also find Census 2000 data at the Kentucky State Data Center website

<http://cbpa.louisville.edu/ksdc/>


SEED (Social and Economic Education for Development) is a program of the Kentucky Cooperative Extension Service at the University of Kentucky. Faculty draw on the resources of the Social and Natural Resources Information Laboratory and professional contacts at the University of Kentucky, other agencies, and community programs throughout the country. For more information contact your local Cooperative Extension office or Dr. Richard C. Maurer, SEED, 500 Garrigus Building, University of Kentucky, Lexington, KY 40546 or call (859) 257-7582.

*Educational programs of the Kentucky Cooperative Extension Service serve all people regardless of race, color, age, sex, religion, disability, or national origin.*



# KENTUCKY: BY THE NUMBERS

## ~ Aging and Nursing Homes ~



### Scott County

Sam Quick, Julie N. Zimmerman, Nicole Breazeale, and Peter Hesseldenz  
Rural and Economic Development Programs, Rural Sociology

University of Kentucky, College of Agriculture

October, 2001

While those living in nursing homes make up an important segment of Kentucky's 65+ population, their location reflects more *where nursing homes are located* rather than where they are needed. This data sheet is one of four which provides information on aging from the 2000 Census. Access to these county data sheets, along with a wide range of aging-related information, can be found online at <http://www.ca.uky.edu/fcs/aging>.

"Kentucky: By the Numbers" provides county level data on a variety of topics. The entire series is available at <http://www.ca.uky.edu/snarl>.

<u>Population</u>	<u>County</u>	<u>State</u>
Number of all Persons 65+ (2000)	2,936	504,793
Number of all Persons 65+ who are <u>Female</u> (2000)	1,811	300,812
Number of all Persons 65+ who are <u>Male</u> (2000)	1,125	203,981
<i>Percent of all <u>Females</u> 65+ who are in Nursing Homes (2000)</i>	<i>8.7%</i>	<i>6.6%</i>
<i>Percent of all <u>Males</u> 65+ who are in Nursing Homes (2000)</i>	<i>2.9%</i>	<i>3.1%</i>
<u>Nursing Homes</u>		
Number of Persons 65+ who are in Nursing Homes (2000)	191	26,198
<i>Percent of all Persons 65+ who are in Nursing Homes (2000)</i>	<i>6.5%</i>	<i>5.2%</i>
Number of Persons 65+ in <u>Nursing Homes</u> who are <u>Female</u> (2000)	158	19,922
Number of Persons 65+ in <u>Nursing Homes</u> who are <u>Male</u> (2000)	33	6,276
<i>Percent of Persons in <u>Nursing Homes</u> ages 65+ who are <u>Female</u> (2000)</i>	<i>82.7%</i>	<i>76.0%</i>
<i>Percent of Persons in <u>Nursing Homes</u> ages 65+ who are <u>Male</u> (2000)</i>	<i>17.3%</i>	<i>24.0%</i>

These data were downloaded from the Census Bureau at

<http://factfinder.census.gov/>

You can also find Census 2000 data at the Kentucky State Data Center website

<http://cbpa.louisville.edu/ksdc/>

**SEED (Social and Economic Education for Development)** is a program of the Kentucky Cooperative Extension Service at the University of Kentucky. Faculty draw on the resources of the Social and Natural Resources Information Laboratory and professional contacts at the University of Kentucky, other agencies, and community programs throughout the country. For more information contact your local Cooperative Extension office or Dr. Richard C. Maurer, SEED, 500 Garrigus Building, University of Kentucky, Lexington, KY 40546 or call (859) 257-7582.

*Educational programs of the Kentucky Cooperative Extension Service serve all people regardless of race, color, age, sex, religion, disability, or national origin.*



# KENTUCKY: BY THE NUMBERS

## ~ Aging and Nursing Homes ~



### Shelby County

Sam Quick, Julie N. Zimmerman, Nicole Breazeale, and Peter Hesseldenz  
Rural and Economic Development Programs, Rural Sociology

University of Kentucky, College of Agriculture

October, 2001

While those living in nursing homes make up an important segment of Kentucky's 65+ population, their location reflects more *where nursing homes are located* rather than where they are needed. This data sheet is one of four which provides information on aging from the 2000 Census. Access to these county data sheets, along with a wide range of aging-related information, can be found online at <http://www.ca.uky.edu/fcs/aging>.

"Kentucky: By the Numbers" provides county level data on a variety of topics. The entire series is available at <http://www.ca.uky.edu/snarl>.

<u>Population</u>	<u>County</u>	<u>State</u>
Number of all Persons 65+ (2000)	3,590	504,793
Number of all Persons 65+ who are <u>Female</u> (2000)	2,100	300,812
Number of all Persons 65+ who are <u>Male</u> (2000)	1,490	203,981
<i>Percent of all <u>Females</u> 65+ who are in Nursing Homes (2000)</i>	<i>8.8%</i>	<i>6.6%</i>
<i>Percent of all <u>Males</u> 65+ who are in Nursing Homes (2000)</i>	<i>5.5%</i>	<i>3.1%</i>
<u>Nursing Homes</u>		
Number of Persons 65+ who are in Nursing Homes (2000)	266	26,198
<i>Percent of all Persons 65+ who are in Nursing Homes (2000)</i>	<i>7.4%</i>	<i>5.2%</i>
Number of Persons 65+ in <u>Nursing Homes</u> who are <u>Female</u> (2000)	184	19,922
Number of Persons 65+ in <u>Nursing Homes</u> who are <u>Male</u> (2000)	82	6,276
<i>Percent of Persons in <u>Nursing Homes</u> ages 65+ who are <u>Female</u> (2000)</i>	<i>69.2%</i>	<i>76.0%</i>
<i>Percent of Persons in <u>Nursing Homes</u> ages 65+ who are <u>Male</u> (2000)</i>	<i>30.8%</i>	<i>24.0%</i>

These data were downloaded from the Census Bureau at

<http://factfinder.census.gov/>

You can also find Census 2000 data at the Kentucky State Data Center website

<http://cbpa.louisville.edu/ksdc/>

**SEED (Social and Economic Education for Development)** is a program of the Kentucky Cooperative Extension Service at the University of Kentucky. Faculty draw on the resources of the Social and Natural Resources Information Laboratory and professional contacts at the University of Kentucky, other agencies, and community programs throughout the country. For more information contact your local Cooperative Extension office or Dr. Richard C. Maurer, SEED, 500 Garrigus Building, University of Kentucky, Lexington, KY 40546 or call (859) 257-7582.

*Educational programs of the Kentucky Cooperative Extension Service serve all people regardless of race, color, age, sex, religion, disability, or national origin.*



# KENTUCKY: BY THE NUMBERS

## ~ Aging and Nursing Homes ~



### Simpson County

Sam Quick, Julie N. Zimmerman, Nicole Breazeale, and Peter Hesseldenz  
Rural and Economic Development Programs, Rural Sociology

University of Kentucky, College of Agriculture

October, 2001

While those living in nursing homes make up an important segment of Kentucky's 65+ population, their location reflects more *where nursing homes are located* rather than where they are needed. This data sheet is one of four which provides information on aging from the 2000 Census. Access to these county data sheets, along with a wide range of aging-related information, can be found online at <http://www.ca.uky.edu/fcs/aging>.

"Kentucky: By the Numbers" provides county level data on a variety of topics. The entire series is available at <http://www.ca.uky.edu/snarl>.

<u>Population</u>	<u>County</u>	<u>State</u>
Number of all Persons 65+ (2000)	2,153	504,793
Number of all Persons 65+ who are <u>Female</u> (2000)	1,294	300,812
Number of all Persons 65+ who are <u>Male</u> (2000)	859	203,981
<i>Percent of all <u>Females</u> 65+ who are in Nursing Homes (2000)</i>	<b>6.6%</b>	<b>6.6%</b>
<i>Percent of all <u>Males</u> 65+ who are in Nursing Homes (2000)</i>	<b>2.9%</b>	<b>3.1%</b>
<u>Nursing Homes</u>		
Number of Persons 65+ who are in Nursing Homes (2000)	111	26,198
<i>Percent of all Persons 65+ who are in Nursing Homes (2000)</i>	<b>5.2%</b>	<b>5.2%</b>
Number of Persons 65+ <u>in Nursing Homes</u> who are <u>Female</u> (2000)	86	19,922
Number of Persons 65+ <u>in Nursing Homes</u> who are <u>Male</u> (2000)	25	6,276
<i>Percent of Persons <u>in Nursing Homes</u> ages 65+ who are <u>Female</u> (2000)</i>	<b>77.5%</b>	<b>76.0%</b>
<i>Percent of Persons <u>in Nursing Homes</u> ages 65+ who are <u>Male</u> (2000)</i>	<b>22.5%</b>	<b>24.0%</b>

These data were downloaded from the Census Bureau at

<http://factfinder.census.gov/>

You can also find Census 2000 data at the Kentucky State Data Center website

<http://cbpa.louisville.edu/ksdc/>

**SEED (Social and Economic Education for Development)** is a program of the Kentucky Cooperative Extension Service at the University of Kentucky. Faculty draw on the resources of the Social and Natural Resources Information Laboratory and professional contacts at the University of Kentucky, other agencies, and community programs throughout the country. For more information contact your local Cooperative Extension office or Dr. Richard C. Maurer, SEED, 500 Garrigus Building, University of Kentucky, Lexington, KY 40546 or call (859) 257-7582.

*Educational programs of the Kentucky Cooperative Extension Service serve all people regardless of race, color, age, sex, religion, disability, or national origin.*



KENTUCKY: BY THE NUMBERS  
 ~ Aging and Nursing Homes ~  
Spencer County



Sam Quick, Julie N. Zimmerman, Nicole Breazeale, and Peter Hesseldenz  
 Rural and Economic Development Programs, Rural Sociology

University of Kentucky, College of Agriculture

October, 2001

While those living in nursing homes make up an important segment of Kentucky's 65+ population, their location reflects more *where nursing homes are located* rather than where they are needed. This data sheet is one of four which provides information on aging from the 2000 Census. Access to these county data sheets, along with a wide range of aging-related information, can be found online at <http://www.ca.uky.edu/fcs/aging>.

"Kentucky: By the Numbers" provides county level data on a variety of topics. The entire series is available at <http://www.ca.uky.edu/snarl>.

<u>Population</u>	<u>County</u>	<u>State</u>
Number of all Persons 65+ (2000)	1,073	504,793
Number of all Persons 65+ who are <u>Female</u> (2000)	600	300,812
Number of all Persons 65+ who are <u>Male</u> (2000)	473	203,981
<i>Percent of all <u>Females</u> 65+ who are in Nursing Homes (2000)</i>	<i>10.5%</i>	<i>6.6%</i>
<i>Percent of all <u>Males</u> 65+ who are in Nursing Homes (2000)</i>	<i>6.1%</i>	<i>3.1%</i>
<u>Nursing Homes</u>		
Number of Persons 65+ who are in Nursing Homes (2000)	92	26,198
<i>Percent of all Persons 65+ who are in Nursing Homes (2000)</i>	<i>8.6%</i>	<i>5.2%</i>
Number of Persons 65+ <u>in Nursing Homes</u> who are <u>Female</u> (2000)	63	19,922
Number of Persons 65+ <u>in Nursing Homes</u> who are <u>Male</u> (2000)	29	6,276
<i>Percent of Persons <u>in Nursing Homes</u> ages 65+ who are <u>Female</u> (2000)</i>	<i>68.5%</i>	<i>76.0%</i>
<i>Percent of Persons <u>in Nursing Homes</u> ages 65+ who are <u>Male</u> (2000)</i>	<i>31.5%</i>	<i>24.0%</i>

These data were downloaded from the Census Bureau at

<http://factfinder.census.gov/>

You can also find Census 2000 data at the Kentucky State Data Center website

<http://cbpa.louisville.edu/ksdc/>

**SEED (Social and Economic Education for Development)** is a program of the Kentucky Cooperative Extension Service at the University of Kentucky. Faculty draw on the resources of the Social and Natural Resources Information Laboratory and professional contacts at the University of Kentucky, other agencies, and community programs throughout the country. For more information contact your local Cooperative Extension office or Dr. Richard C. Maurer, SEED, 500 Garrigus Building, University of Kentucky, Lexington, KY 40546 or call (859) 257-7582.

*Educational programs of the Kentucky Cooperative Extension Service serve all people regardless of race, color, age, sex, religion, disability, or national origin.*



KENTUCKY: BY THE NUMBERS  
~ Aging and Nursing Homes ~



Taylor County

Sam Quick, Julie N. Zimmerman, Nicole Breazeale, and Peter Hesseldenz  
Rural and Economic Development Programs, Rural Sociology

University of Kentucky, College of Agriculture

October, 2001

While those living in nursing homes make up an important segment of Kentucky's 65+ population, their location reflects more *where nursing homes are located* rather than where they are needed. This data sheet is one of four which provides information on aging from the 2000 Census. Access to these county data sheets, along with a wide range of aging-related information, can be found online at <http://www.ca.uky.edu/fcs/aging>.

"Kentucky: By the Numbers" provides county level data on a variety of topics. The entire series is available at <http://www.ca.uky.edu/snarl>.

<u>Population</u>	<u>County</u>	<u>State</u>
Number of all Persons 65+ (2000)	3,487	504,793
Number of all Persons 65+ who are <u>Female</u> (2000)	2,059	300,812
Number of all Persons 65+ who are <u>Male</u> (2000)	1,428	203,981
<i>Percent of all <u>Females</u> 65+ who are in Nursing Homes (2000)</i>	<i>4.7%</i>	<i>6.6%</i>
<i>Percent of all <u>Males</u> 65+ who are in Nursing Homes (2000)</i>	<i>2.1%</i>	<i>3.1%</i>
<u>Nursing Homes</u>		
Number of Persons 65+ who are in Nursing Homes (2000)	126	26,198
<i>Percent of all Persons 65+ who are in Nursing Homes (2000)</i>	<i>3.6%</i>	<i>5.2%</i>
Number of Persons 65+ <u>in Nursing Homes</u> who are <u>Female</u> (2000)	96	19,922
Number of Persons 65+ <u>in Nursing Homes</u> who are <u>Male</u> (2000)	30	6,276
<i>Percent of Persons <u>in Nursing Homes</u> ages 65+ who are <u>Female</u> (2000)</i>	<i>76.2%</i>	<i>76.0%</i>
<i>Percent of Persons <u>in Nursing Homes</u> ages 65+ who are <u>Male</u> (2000)</i>	<i>23.8%</i>	<i>24.0%</i>

These data were downloaded from the Census Bureau at

<http://factfinder.census.gov/>

You can also find Census 2000 data at the Kentucky State Data Center website

<http://cbpa.louisville.edu/ksdc/>


SEED (Social and Economic Education for Development) is a program of the Kentucky Cooperative Extension Service at the University of Kentucky. Faculty draw on the resources of the Social and Natural Resources Information Laboratory and professional contacts at the University of Kentucky, other agencies, and community programs throughout the country. For more information contact your local Cooperative Extension office or Dr. Richard C. Maurer, SEED, 500 Garrigus Building, University of Kentucky, Lexington, KY 40546 or call (859) 257-7582.

*Educational programs of the Kentucky Cooperative Extension Service serve all people regardless of race, color, age, sex, religion, disability, or national origin.*



# KENTUCKY: BY THE NUMBERS

## ~ Aging and Nursing Homes ~



### Todd County

Sam Quick, Julie N. Zimmerman, Nicole Breazeale, and Peter Hesseldenz  
Rural and Economic Development Programs, Rural Sociology

University of Kentucky, College of Agriculture

October, 2001

While those living in nursing homes make up an important segment of Kentucky's 65+ population, their location reflects more *where nursing homes are located* rather than where they are needed. This data sheet is one of four which provides information on aging from the 2000 Census. Access to these county data sheets, along with a wide range of aging-related information, can be found online at <http://www.ca.uky.edu/fcs/aging>.

"Kentucky: By the Numbers" provides county level data on a variety of topics. The entire series is available at <http://www.ca.uky.edu/snarl>.

<u>Population</u>	<u>County</u>	<u>State</u>
Number of all Persons 65+ (2000)	1,671	504,793
Number of all Persons 65+ who are <u>Female</u> (2000)	1,005	300,812
Number of all Persons 65+ who are <u>Male</u> (2000)	666	203,981
<i>Percent of all <u>Females</u> 65+ who are in Nursing Homes (2000)</i>	<b>6.0%</b>	<b>6.6%</b>
<i>Percent of all <u>Males</u> 65+ who are in Nursing Homes (2000)</i>	<b>2.7%</b>	<b>3.1%</b>
<u>Nursing Homes</u>		
Number of Persons 65+ who are in Nursing Homes (2000)	78	26,198
<i>Percent of all Persons 65+ who are in Nursing Homes (2000)</i>	<b>4.7%</b>	<b>5.2%</b>
Number of Persons 65+ in <u>Nursing Homes</u> who are <u>Female</u> (2000)	60	19,922
Number of Persons 65+ in <u>Nursing Homes</u> who are <u>Male</u> (2000)	18	6,276
<i>Percent of Persons in <u>Nursing Homes</u> ages 65+ who are <u>Female</u> (2000)</i>	<b>76.9%</b>	<b>76.0%</b>
<i>Percent of Persons in <u>Nursing Homes</u> ages 65+ who are <u>Male</u> (2000)</i>	<b>23.1%</b>	<b>24.0%</b>

These data were downloaded from the Census Bureau at

<http://factfinder.census.gov/>

You can also find Census 2000 data at the Kentucky State Data Center website


<http://cbpa.louisville.edu/ksdc/>

**SEED (Social and Economic Education for Development)** is a program of the Kentucky Cooperative Extension Service at the University of Kentucky. Faculty draw on the resources of the Social and Natural Resources Information Laboratory and professional contacts at the University of Kentucky, other agencies, and community programs throughout the country. For more information contact your local Cooperative Extension office or Dr. Richard C. Maurer, SEED, 500 Garrigus Building, University of Kentucky, Lexington, KY 40546 or call (859) 257-7582.

*Educational programs of the Kentucky Cooperative Extension Service serve all people regardless of race, color, age, sex, religion, disability, or national origin.*



KENTUCKY: BY THE NUMBERS  
 ~ Aging and Nursing Homes ~  
Trigg County



Sam Quick, Julie N. Zimmerman, Nicole Breazeale, and Peter Hesseldenz  
 Rural and Economic Development Programs, Rural Sociology

University of Kentucky, College of Agriculture

October, 2001

While those living in nursing homes make up an important segment of Kentucky's 65+ population, their location reflects more *where nursing homes are located* rather than where they are needed. This data sheet is one of four which provides information on aging from the 2000 Census. Access to these county data sheets, along with a wide range of aging-related information, can be found online at <http://www.ca.uky.edu/fcs/aging>.

"Kentucky: By the Numbers" provides county level data on a variety of topics. The entire series is available at <http://www.ca.uky.edu/snarl>.

<u>Population</u>	<u>County</u>	<u>State</u>
Number of all Persons 65+ (2000)	2,090	504,793
Number of all Persons 65+ who are <u>Female</u> (2000)	1,154	300,812
Number of all Persons 65+ who are <u>Male</u> (2000)	936	203,981
<i>Percent of all <u>Females</u> 65+ who are in Nursing Homes (2000)</i>	<i>6.1%</i>	<i>6.6%</i>
<i>Percent of all <u>Males</u> 65+ who are in Nursing Homes (2000)</i>	<i>1.4%</i>	<i>3.1%</i>
<u>Nursing Homes</u>		
Number of Persons 65+ who are in Nursing Homes (2000)	83	26,198
<i>Percent of all Persons 65+ who are in Nursing Homes (2000)</i>	<i>4.0%</i>	<i>5.2%</i>
Number of Persons 65+ in <u>Nursing Homes</u> who are <u>Female</u> (2000)	70	19,922
Number of Persons 65+ in <u>Nursing Homes</u> who are <u>Male</u> (2000)	13	6,276
<i>Percent of Persons in <u>Nursing Homes</u> ages 65+ who are <u>Female</u> (2000)</i>	<i>84.3%</i>	<i>76.0%</i>
<i>Percent of Persons in <u>Nursing Homes</u> ages 65+ who are <u>Male</u> (2000)</i>	<i>15.7%</i>	<i>24.0%</i>

These data were downloaded from the Census Bureau at

<http://factfinder.census.gov/>

You can also find Census 2000 data at the Kentucky State Data Center website

<http://cbpa.louisville.edu/ksdc/>

SEED (Social and Economic Education for Development) is a program of the Kentucky Cooperative Extension Service at the University of Kentucky. Faculty draw on the resources of the Social and Natural Resources Information Laboratory and professional contacts at the University of Kentucky, other agencies, and community programs throughout the country. For more information contact your local Cooperative Extension office or Dr. Richard C. Maurer, SEED, 500 Garrigus Building, University of Kentucky, Lexington, KY 40546 or call (859) 257-7582.

*Educational programs of the Kentucky Cooperative Extension Service serve all people regardless of race, color, age, sex, religion, disability, or national origin.*



KENTUCKY: BY THE NUMBERS  
 ~ Aging and Nursing Homes ~  
Trimble County



Sam Quick, Julie N. Zimmerman, Nicole Breazeale, and Peter Hesseldenz  
 Rural and Economic Development Programs, Rural Sociology

University of Kentucky, College of Agriculture

October, 2001

While those living in nursing homes make up an important segment of Kentucky's 65+ population, their location reflects more *where nursing homes are located* rather than where they are needed. This data sheet is one of four which provides information on aging from the 2000 Census. Access to these county data sheets, along with a wide range of aging-related information, can be found online at <http://www.ca.uky.edu/fcs/aging>.

"Kentucky: By the Numbers" provides county level data on a variety of topics. The entire series is available at <http://www.ca.uky.edu/snarl>.

<u>Population</u>	<u>County</u>	<u>State</u>
Number of all Persons 65+ (2000)	926	504,793
Number of all Persons 65+ who are <u>Female</u> (2000)	535	300,812
Number of all Persons 65+ who are <u>Male</u> (2000)	391	203,981
<i>Percent of all <u>Females</u> 65+ who are in Nursing Homes (2000)</i>	<i>7.1%</i>	<i>6.6%</i>
<i>Percent of all <u>Males</u> 65+ who are in Nursing Homes (2000)</i>	<i>3.1%</i>	<i>3.1%</i>
<u>Nursing Homes</u>		
Number of Persons 65+ who are in Nursing Homes (2000)	50	26,198
<i>Percent of all Persons 65+ who are in Nursing Homes (2000)</i>	<i>5.4%</i>	<i>5.2%</i>
Number of Persons 65+ <u>in Nursing Homes</u> who are <u>Female</u> (2000)	38	19,922
Number of Persons 65+ <u>in Nursing Homes</u> who are <u>Male</u> (2000)	12	6,276
<i>Percent of Persons <u>in Nursing Homes</u> ages 65+ who are <u>Female</u> (2000)</i>	<i>76.0%</i>	<i>76.0%</i>
<i>Percent of Persons <u>in Nursing Homes</u> ages 65+ who are <u>Male</u> (2000)</i>	<i>24.0%</i>	<i>24.0%</i>

These data were downloaded from the Census Bureau at

<http://factfinder.census.gov/>

You can also find Census 2000 data at the Kentucky State Data Center website

<http://cbpa.louisville.edu/ksdc/>

SEED (Social and Economic Education for Development) is a program of the Kentucky Cooperative Extension Service at the University of Kentucky. Faculty draw on the resources of the Social and Natural Resources Information Laboratory and professional contacts at the University of Kentucky, other agencies, and community programs throughout the country. For more information contact your local Cooperative Extension office or Dr. Richard C. Maurer, SEED, 500 Garrigus Building, University of Kentucky, Lexington, KY 40546 or call (859) 257-7582.

*Educational programs of the Kentucky Cooperative Extension Service serve all people regardless of race, color, age, sex, religion, disability, or national origin.*



# KENTUCKY: BY THE NUMBERS

## ~ Aging and Nursing Homes ~



### Union County

Sam Quick, Julie N. Zimmerman, Nicole Breazeale, and Peter Hesseldenz  
Rural and Economic Development Programs, Rural Sociology

University of Kentucky, College of Agriculture

October, 2001

While those living in nursing homes make up an important segment of Kentucky's 65+ population, their location reflects more *where nursing homes are located* rather than where they are needed. This data sheet is one of four which provides information on aging from the 2000 Census. Access to these county data sheets, along with a wide range of aging-related information, can be found online at <http://www.ca.uky.edu/fcs/aging>.

"Kentucky: By the Numbers" provides county level data on a variety of topics. The entire series is available at <http://www.ca.uky.edu/snarl>.

<u>Population</u>	<u>County</u>	<u>State</u>
Number of all Persons 65+ (2000)	2,012	504,793
Number of all Persons 65+ who are <u>Female</u> (2000)	1,222	300,812
Number of all Persons 65+ who are <u>Male</u> (2000)	790	203,981
<b><i>Percent of all <u>Females</u> 65+ who are in Nursing Homes (2000)</i></b>	<b><i>6.1%</i></b>	<b><i>6.6%</i></b>
<b><i>Percent of all <u>Males</u> 65+ who are in Nursing Homes (2000)</i></b>	<b><i>1.4%</i></b>	<b><i>3.1%</i></b>
<b><u>Nursing Homes</u></b>		
Number of Persons 65+ who are in Nursing Homes (2000)	86	26,198
<b><i>Percent of all Persons 65+ who are in Nursing Homes (2000)</i></b>	<b><i>4.3%</i></b>	<b><i>5.2%</i></b>
Number of Persons 65+ <u>in Nursing Homes</u> who are <u>Female</u> (2000)	75	19,922
Number of Persons 65+ <u>in Nursing Homes</u> who are <u>Male</u> (2000)	11	6,276
<b><i>Percent of Persons <u>in Nursing Homes</u> ages 65+ who are <u>Female</u> (2000)</i></b>	<b><i>87.2%</i></b>	<b><i>76.0%</i></b>
<b><i>Percent of Persons <u>in Nursing Homes</u> ages 65+ who are <u>Male</u> (2000)</i></b>	<b><i>12.8%</i></b>	<b><i>24.0%</i></b>

These data were downloaded from the Census Bureau at

<http://factfinder.census.gov/>

You can also find Census 2000 data at the Kentucky State Data Center website

<http://cbpa.louisville.edu/ksdc/>

**SEED (Social and Economic Education for Development)** is a program of the Kentucky Cooperative Extension Service at the University of Kentucky. Faculty draw on the resources of the Social and Natural Resources Information Laboratory and professional contacts at the University of Kentucky, other agencies, and community programs throughout the country. For more information contact your local Cooperative Extension office or Dr. Richard C. Maurer, SEED, 500 Garrigus Building, University of Kentucky, Lexington, KY 40546 or call (859) 257-7582.

*Educational programs of the Kentucky Cooperative Extension Service serve all people regardless of race, color, age, sex, religion, disability, or national origin.*



KENTUCKY: BY THE NUMBERS  
 ~ Aging and Nursing Homes ~  
Warren County



Sam Quick, Julie N. Zimmerman, Nicole Breazeale, and Peter Hesseldenz  
 Rural and Economic Development Programs, Rural Sociology

University of Kentucky, College of Agriculture

October, 2001

While those living in nursing homes make up an important segment of Kentucky's 65+ population, their location reflects more *where nursing homes are located* rather than where they are needed. This data sheet is one of four which provides information on aging from the 2000 Census. Access to these county data sheets, along with a wide range of aging-related information, can be found online at <http://www.ca.uky.edu/fcs/aging>.

"Kentucky: By the Numbers" provides county level data on a variety of topics. The entire series is available at <http://www.ca.uky.edu/snarl>.

<u>Population</u>	<u>County</u>	<u>State</u>
Number of all Persons 65+ (2000)	9,677	504,793
Number of all Persons 65+ who are <u>Female</u> (2000)	5,840	300,812
Number of all Persons 65+ who are <u>Male</u> (2000)	3,837	203,981
<i>Percent of all <u>Females</u> 65+ who are in Nursing Homes (2000)</i>	<i>7.5%</i>	<i>6.6%</i>
<i>Percent of all <u>Males</u> 65+ who are in Nursing Homes (2000)</i>	<i>3.7%</i>	<i>3.1%</i>
<u>Nursing Homes</u>		
Number of Persons 65+ who are in Nursing Homes (2000)	582	26,198
<i>Percent of all Persons 65+ who are in Nursing Homes (2000)</i>	<i>6.0%</i>	<i>5.2%</i>
Number of Persons 65+ in <u>Nursing Homes</u> who are <u>Female</u> (2000)	440	19,922
Number of Persons 65+ in <u>Nursing Homes</u> who are <u>Male</u> (2000)	142	6,276
<i>Percent of Persons in <u>Nursing Homes</u> ages 65+ who are <u>Female</u> (2000)</i>	<i>75.6%</i>	<i>76.0%</i>
<i>Percent of Persons in <u>Nursing Homes</u> ages 65+ who are <u>Male</u> (2000)</i>	<i>24.4%</i>	<i>24.0%</i>

These data were downloaded from the Census Bureau at

<http://factfinder.census.gov/>

You can also find Census 2000 data at the Kentucky State Data Center website


<http://cbpa.louisville.edu/ksdc/>

**SEED (Social and Economic Education for Development)** is a program of the Kentucky Cooperative Extension Service at the University of Kentucky. Faculty draw on the resources of the Social and Natural Resources Information Laboratory and professional contacts at the University of Kentucky, other agencies, and community programs throughout the country. For more information contact your local Cooperative Extension office or Dr. Richard C. Maurer, SEED, 500 Garrigus Building, University of Kentucky, Lexington, KY 40546 or call (859) 257-7582.

*Educational programs of the Kentucky Cooperative Extension Service serve all people regardless of race, color, age, sex, religion, disability, or national origin.*



KENTUCKY: BY THE NUMBERS  
 ~ Aging and Nursing Homes ~  
Washington County



Sam Quick, Julie N. Zimmerman, Nicole Breazeale, and Peter Hesseldenz  
 Rural and Economic Development Programs, Rural Sociology

University of Kentucky, College of Agriculture

October, 2001

While those living in nursing homes make up an important segment of Kentucky's 65+ population, their location reflects more *where nursing homes are located* rather than where they are needed. This data sheet is one of four which provides information on aging from the 2000 Census. Access to these county data sheets, along with a wide range of aging-related information, can be found online at <http://www.ca.uky.edu/fcs/aging>.

"Kentucky: By the Numbers" provides county level data on a variety of topics. The entire series is available at <http://www.ca.uky.edu/snarl>.

<u>Population</u>	<u>County</u>	<u>State</u>
Number of all Persons 65+ (2000)	1,633	504,793
Number of all Persons 65+ who are <u>Female</u> (2000)	995	300,812
Number of all Persons 65+ who are <u>Male</u> (2000)	638	203,981
<i>Percent of all <u>Females</u> 65+ who are in Nursing Homes (2000)</i>	<i>9.3%</i>	<i>6.6%</i>
<i>Percent of all <u>Males</u> 65+ who are in Nursing Homes (2000)</i>	<i>2.7%</i>	<i>3.1%</i>
<u>Nursing Homes</u>		
Number of Persons 65+ who are in Nursing Homes (2000)	110	26,198
<i>Percent of all Persons 65+ who are in Nursing Homes (2000)</i>	<i>6.7%</i>	<i>5.2%</i>
Number of Persons 65+ <u>in Nursing Homes</u> who are <u>Female</u> (2000)	93	19,922
Number of Persons 65+ <u>in Nursing Homes</u> who are <u>Male</u> (2000)	17	6,276
<i>Percent of Persons <u>in Nursing Homes</u> ages 65+ who are <u>Female</u> (2000)</i>	<i>84.5%</i>	<i>76.0%</i>
<i>Percent of Persons <u>in Nursing Homes</u> ages 65+ who are <u>Male</u> (2000)</i>	<i>15.5%</i>	<i>24.0%</i>

These data were downloaded from the Census Bureau at

<http://factfinder.census.gov/>

You can also find Census 2000 data at the Kentucky State Data Center website

<http://cbpa.louisville.edu/ksdc/>

SEED (Social and Economic Education for Development) is a program of the Kentucky Cooperative Extension Service at the University of Kentucky. Faculty draw on the resources of the Social and Natural Resources Information Laboratory and professional contacts at the University of Kentucky, other agencies, and community programs throughout the country. For more information contact your local Cooperative Extension office or Dr. Richard C. Maurer, SEED, 500 Garrigus Building, University of Kentucky, Lexington, KY 40546 or call (859) 257-7582.

*Educational programs of the Kentucky Cooperative Extension Service serve all people regardless of race, color, age, sex, religion, disability, or national origin.*



KENTUCKY: BY THE NUMBERS  
~ Aging and Nursing Homes ~



Wayne County

Sam Quick, Julie N. Zimmerman, Nicole Breazeale, and Peter Hesseldenz  
Rural and Economic Development Programs, Rural Sociology

University of Kentucky, College of Agriculture

October, 2001

While those living in nursing homes make up an important segment of Kentucky's 65+ population, their location reflects more *where nursing homes are located* rather than where they are needed. This data sheet is one of four which provides information on aging from the 2000 Census. Access to these county data sheets, along with a wide range of aging-related information, can be found online at <http://www.ca.uky.edu/fcs/aging>.

"Kentucky: By the Numbers" provides county level data on a variety of topics. The entire series is available at <http://www.ca.uky.edu/snarl>.

<u>Population</u>	<u>County</u>	<u>State</u>
Number of all Persons 65+ (2000)	2,715	504,793
Number of all Persons 65+ who are <u>Female</u> (2000)	1,494	300,812
Number of all Persons 65+ who are <u>Male</u> (2000)	1,221	203,981
<i>Percent of all <u>Females</u> 65+ who are in Nursing Homes (2000)</i>	<i>3.5%</i>	<i>6.6%</i>
<i>Percent of all <u>Males</u> 65+ who are in Nursing Homes (2000)</i>	<i>2.3%</i>	<i>3.1%</i>
<u>Nursing Homes</u>		
Number of Persons 65+ who are in Nursing Homes (2000)	81	26,198
<i>Percent of all Persons 65+ who are in Nursing Homes (2000)</i>	<i>3.0%</i>	<i>5.2%</i>
Number of Persons 65+ in <u>Nursing Homes</u> who are <u>Female</u> (2000)	53	19,922
Number of Persons 65+ in <u>Nursing Homes</u> who are <u>Male</u> (2000)	28	6,276
<i>Percent of Persons in <u>Nursing Homes</u> ages 65+ who are <u>Female</u> (2000)</i>	<i>65.4%</i>	<i>76.0%</i>
<i>Percent of Persons in <u>Nursing Homes</u> ages 65+ who are <u>Male</u> (2000)</i>	<i>34.6%</i>	<i>24.0%</i>

These data were downloaded from the Census Bureau at

<http://factfinder.census.gov/>

You can also find Census 2000 data at the Kentucky State Data Center website

<http://cbpa.louisville.edu/ksdc/>

**SEED (Social and Economic Education for Development)** is a program of the Kentucky Cooperative Extension Service at the University of Kentucky. Faculty draw on the resources of the Social and Natural Resources Information Laboratory and professional contacts at the University of Kentucky, other agencies, and community programs throughout the country. For more information contact your local Cooperative Extension office or Dr. Richard C. Maurer, SEED, 500 Garrigus Building, University of Kentucky, Lexington, KY 40546 or call (859) 257-7582.

*Educational programs of the Kentucky Cooperative Extension Service serve all people regardless of race, color, age, sex, religion, disability, or national origin.*



# KENTUCKY: BY THE NUMBERS

## ~ Aging and Nursing Homes ~



### Webster County

Sam Quick, Julie N. Zimmerman, Nicole Breazeale, and Peter Hesseldenz  
Rural and Economic Development Programs, Rural Sociology

University of Kentucky, College of Agriculture

October, 2001

While those living in nursing homes make up an important segment of Kentucky's 65+ population, their location reflects more *where nursing homes are located* rather than where they are needed. This data sheet is one of four which provides information on aging from the 2000 Census. Access to these county data sheets, along with a wide range of aging-related information, can be found online at <http://www.ca.uky.edu/fcs/aging>.

"Kentucky: By the Numbers" provides county level data on a variety of topics. The entire series is available at <http://www.ca.uky.edu/snarl>.

<u>Population</u>	<u>County</u>	<u>State</u>
Number of all Persons 65+ (2000)	2,113	504,793
Number of all Persons 65+ who are <u>Female</u> (2000)	1,244	300,812
Number of all Persons 65+ who are <u>Male</u> (2000)	869	203,981
<i>Percent of all <u>Females</u> 65+ who are in Nursing Homes (2000)</i>	<i>9.7%</i>	<i>6.6%</i>
<i>Percent of all <u>Males</u> 65+ who are in Nursing Homes (2000)</i>	<i>3.8%</i>	<i>3.1%</i>
<u>Nursing Homes</u>		
Number of Persons 65+ who are in Nursing Homes (2000)	154	26,198
<i>Percent of all Persons 65+ who are in Nursing Homes (2000)</i>	<i>7.3%</i>	<i>5.2%</i>
Number of Persons 65+ <u>in Nursing Homes</u> who are <u>Female</u> (2000)	121	19,922
Number of Persons 65+ <u>in Nursing Homes</u> who are <u>Male</u> (2000)	33	6,276
<i>Percent of Persons <u>in Nursing Homes</u> ages 65+ who are <u>Female</u> (2000)</i>	<i>78.6%</i>	<i>76.0%</i>
<i>Percent of Persons <u>in Nursing Homes</u> ages 65+ who are <u>Male</u> (2000)</i>	<i>21.4%</i>	<i>24.0%</i>

These data were downloaded from the Census Bureau at

<http://factfinder.census.gov/>

You can also find Census 2000 data at the Kentucky State Data Center website

<http://cbpa.louisville.edu/ksdc/>


**SEED (Social and Economic Education for Development)** is a program of the Kentucky Cooperative Extension Service at the University of Kentucky. Faculty draw on the resources of the Social and Natural Resources Information Laboratory and professional contacts at the University of Kentucky, other agencies, and community programs throughout the country. For more information contact your local Cooperative Extension office or Dr. Richard C. Maurer, SEED, 500 Garrigus Building, University of Kentucky, Lexington, KY 40546 or call (859) 257-7582.

*Educational programs of the Kentucky Cooperative Extension Service serve all people regardless of race, color, age, sex, religion, disability, or national origin.*



# KENTUCKY: BY THE NUMBERS

## ~ Aging and Nursing Homes ~



### Whitley County

Sam Quick, Julie N. Zimmerman, Nicole Breazeale, and Peter Hesseldenz  
Rural and Economic Development Programs, Rural Sociology

University of Kentucky, College of Agriculture

October, 2001

While those living in nursing homes make up an important segment of Kentucky's 65+ population, their location reflects more *where nursing homes are located* rather than where they are needed. This data sheet is one of four which provides information on aging from the 2000 Census. Access to these county data sheets, along with a wide range of aging-related information, can be found online at <http://www.ca.uky.edu/fcs/aging>.

"Kentucky: By the Numbers" provides county level data on a variety of topics. The entire series is available at <http://www.ca.uky.edu/snarl>.

<u>Population</u>	<u>County</u>	<u>State</u>
Number of all Persons 65+ (2000)	4,634	504,793
Number of all Persons 65+ who are <u>Female</u> (2000)	2,751	300,812
Number of all Persons 65+ who are <u>Male</u> (2000)	1,883	203,981
<i>Percent of all <u>Females</u> 65+ who are in Nursing Homes (2000)</i>	<i>8.2%</i>	<i>6.6%</i>
<i>Percent of all <u>Males</u> 65+ who are in Nursing Homes (2000)</i>	<i>3.2%</i>	<i>3.1%</i>
<u>Nursing Homes</u>		
Number of Persons 65+ who are in Nursing Homes (2000)	287	26,198
<i>Percent of all Persons 65+ who are in Nursing Homes (2000)</i>	<i>6.2%</i>	<i>5.2%</i>
Number of Persons 65+ in <u>Nursing Homes</u> who are <u>Female</u> (2000)	226	19,922
Number of Persons 65+ in <u>Nursing Homes</u> who are <u>Male</u> (2000)	61	6,276
<i>Percent of Persons in <u>Nursing Homes</u> ages 65+ who are <u>Female</u> (2000)</i>	<i>78.7%</i>	<i>76.0%</i>
<i>Percent of Persons in <u>Nursing Homes</u> ages 65+ who are <u>Male</u> (2000)</i>	<i>21.3%</i>	<i>24.0%</i>

These data were downloaded from the Census Bureau at

<http://factfinder.census.gov/>

You can also find Census 2000 data at the Kentucky State Data Center website

<http://cbpa.louisville.edu/ksdc/>


**SEED (Social and Economic Education for Development)** is a program of the Kentucky Cooperative Extension Service at the University of Kentucky. Faculty draw on the resources of the Social and Natural Resources Information Laboratory and professional contacts at the University of Kentucky, other agencies, and community programs throughout the country. For more information contact your local Cooperative Extension office or Dr. Richard C. Maurer, SEED, 500 Garrigus Building, University of Kentucky, Lexington, KY 40546 or call (859) 257-7582.

*Educational programs of the Kentucky Cooperative Extension Service serve all people regardless of race, color, age, sex, religion, disability, or national origin.*



KENTUCKY: BY THE NUMBERS  
~ Aging and Nursing Homes ~

Wolfe County



Sam Quick, Julie N. Zimmerman, Nicole Breazeale, and Peter Hesseldenz  
Rural and Economic Development Programs, Rural Sociology

University of Kentucky, College of Agriculture

October, 2001

While those living in nursing homes make up an important segment of Kentucky's 65+ population, their location reflects more *where nursing homes are located* rather than where they are needed. This data sheet is one of four which provides information on aging from the 2000 Census. Access to these county data sheets, along with a wide range of aging-related information, can be found online at <http://www.ca.uky.edu/fcs/aging>.

"Kentucky: By the Numbers" provides county level data on a variety of topics. The entire series is available at <http://www.ca.uky.edu/snarl>.

<u>Population</u>	<u>County</u>	<u>State</u>
Number of all Persons 65+ (2000)	895	504,793
Number of all Persons 65+ who are <u>Female</u> (2000)	494	300,812
Number of all Persons 65+ who are <u>Male</u> (2000)	401	203,981
<i>Percent of all <u>Females</u> 65+ who are in Nursing Homes (2000)</i>	<i>14.6%</i>	<i>6.6%</i>
<i>Percent of all <u>Males</u> 65+ who are in Nursing Homes (2000)</i>	<i>4.5%</i>	<i>3.1%</i>
<u>Nursing Homes</u>		
Number of Persons 65+ who are in Nursing Homes (2000)	90	26,198
<i>Percent of all Persons 65+ who are in Nursing Homes (2000)</i>	<i>10.1%</i>	<i>5.2%</i>
Number of Persons 65+ <u>in Nursing Homes</u> who are <u>Female</u> (2000)	72	19,922
Number of Persons 65+ <u>in Nursing Homes</u> who are <u>Male</u> (2000)	18	6,276
<i>Percent of Persons <u>in Nursing Homes</u> ages 65+ who are <u>Female</u> (2000)</i>	<i>80.0%</i>	<i>76.0%</i>
<i>Percent of Persons <u>in Nursing Homes</u> ages 65+ who are <u>Male</u> (2000)</i>	<i>20.0%</i>	<i>24.0%</i>

These data were downloaded from the Census Bureau at

<http://factfinder.census.gov/>

You can also find Census 2000 data at the Kentucky State Data Center website

<http://cbpa.louisville.edu/ksdc/>

SEED (Social and Economic Education for Development) is a program of the Kentucky Cooperative Extension Service at the University of Kentucky. Faculty draw on the resources of the Social and Natural Resources Information Laboratory and professional contacts at the University of Kentucky, other agencies, and community programs throughout the country. For more information contact your local Cooperative Extension office or Dr. Richard C. Maurer, SEED, 500 Garrigus Building, University of Kentucky, Lexington, KY 40546 or call (859) 257-7582.

*Educational programs of the Kentucky Cooperative Extension Service serve all people regardless of race, color, age, sex, religion, disability, or national origin.*



KENTUCKY: BY THE NUMBERS  
 ~ Aging and Nursing Homes ~  
Woodford County



Sam Quick, Julie N. Zimmerman, Nicole Breazeale, and Peter Hesseldenz  
 Rural and Economic Development Programs, Rural Sociology

University of Kentucky, College of Agriculture

October, 2001

While those living in nursing homes make up an important segment of Kentucky's 65+ population, their location reflects more *where nursing homes are located* rather than where they are needed. This data sheet is one of four which provides information on aging from the 2000 Census. Access to these county data sheets, along with a wide range of aging-related information, can be found online at <http://www.ca.uky.edu/fcs/aging>.

"Kentucky: By the Numbers" provides county level data on a variety of topics. The entire series is available at <http://www.ca.uky.edu/snarl>.

<u>Population</u>	<u>County</u>	<u>State</u>
Number of all Persons 65+ (2000)	2,414	504,793
Number of all Persons 65+ who are <u>Female</u> (2000)	1,408	300,812
Number of all Persons 65+ who are <u>Male</u> (2000)	1,006	203,981
<i>Percent of all <u>Females</u> 65+ who are in Nursing Homes (2000)</i>	<b>4.0%</b>	<b>6.6%</b>
<i>Percent of all <u>Males</u> 65+ who are in Nursing Homes (2000)</i>	<b>1.4%</b>	<b>3.1%</b>
<u>Nursing Homes</u>		
Number of Persons 65+ who are in Nursing Homes (2000)	71	26,198
<i>Percent of all Persons 65+ who are in Nursing Homes (2000)</i>	<b>2.9%</b>	<b>5.2%</b>
Number of Persons 65+ in <u>Nursing Homes</u> who are <u>Female</u> (2000)	57	19,922
Number of Persons 65+ in <u>Nursing Homes</u> who are <u>Male</u> (2000)	14	6,276
<i>Percent of Persons in <u>Nursing Homes</u> ages 65+ who are <u>Female</u> (2000)</i>	<b>80.3%</b>	<b>76.0%</b>
<i>Percent of Persons in <u>Nursing Homes</u> ages 65+ who are <u>Male</u> (2000)</i>	<b>19.7%</b>	<b>24.0%</b>

These data were downloaded from the Census Bureau at

<http://factfinder.census.gov/>

You can also find Census 2000 data at the Kentucky State Data Center website

<http://cbpa.louisville.edu/ksdc/>

**SEED (Social and Economic Education for Development)** is a program of the Kentucky Cooperative Extension Service at the University of Kentucky. Faculty draw on the resources of the Social and Natural Resources Information Laboratory and professional contacts at the University of Kentucky, other agencies, and community programs throughout the country. For more information contact your local Cooperative Extension office or Dr. Richard C. Maurer, SEED, 500 Garrigus Building, University of Kentucky, Lexington, KY 40546 or call (859) 257-7582.

*Educational programs of the Kentucky Cooperative Extension Service serve all people regardless of race, color, age, sex, religion, disability, or national origin.*

