




# KENTUCKY: BY THE NUMBERS

## ~ Aging and Nursing Homes ~



### Knott County

Sam Quick, Julie N. Zimmerman, Nicole Breazeale, and Peter Hesseldenz  
Rural and Economic Development Programs, Rural Sociology

University of Kentucky, College of Agriculture

October, 2001

While those living in nursing homes make up an important segment of Kentucky's 65+ population, their location reflects more *where nursing homes are located* rather than where they are needed. This data sheet is one of four which provides information on aging from the 2000 Census. Access to these county data sheets, along with a wide range of aging-related information, can be found online at

<http://www.ca.uky.edu/fcs/aging>.

"Kentucky: By the Numbers" provides county level data on a variety of topics.

The entire series is available at <http://www.ca.uky.edu/snarl>.

<u>Population</u>	<u>County</u>	<u>State</u>
Number of all Persons 65+ (2000)	2,004	504,793
Number of all Persons 65+ who are <u>Female</u> (2000)	1,160	300,812
Number of all Persons 65+ who are <u>Male</u> (2000)	844	203,981
<i>Percent of all <u>Females</u> 65+ who are in Nursing Homes (2000)</i>	<b>3.9%</b>	<b>6.6%</b>
<i>Percent of all <u>Males</u> 65+ who are in Nursing Homes (2000)</i>	<b>2.5%</b>	<b>3.1%</b>
<u>Nursing Homes</u>		
Number of Persons 65+ who are in Nursing Homes (2000)	66	26,198
<i>Percent of all Persons 65+ who are in Nursing Homes (2000)</i>	<b>3.3%</b>	<b>5.2%</b>
Number of Persons 65+ <u>in Nursing Homes</u> who are <u>Female</u> (2000)	45	19,922
Number of Persons 65+ <u>in Nursing Homes</u> who are <u>Male</u> (2000)	21	6,276
<i>Percent of Persons <u>in Nursing Homes</u> ages 65+ who are <u>Female</u> (2000)</i>	<b>68.2%</b>	<b>76.0%</b>
<i>Percent of Persons <u>in Nursing Homes</u> ages 65+ who are <u>Male</u> (2000)</i>	<b>31.8%</b>	<b>24.0%</b>

These data were downloaded from the Census Bureau at

<http://factfinder.census.gov/>

You can also find Census 2000 data at the Kentucky State Data Center website

<http://cbpa.louisville.edu/ksdc/>


**SEED (Social and Economic Education for Development)** is a program of the Kentucky Cooperative Extension Service at the University of Kentucky. Faculty draw on the resources of the Social and Natural Resources Information Laboratory and professional contacts at the University of Kentucky, other agencies, and community programs throughout the country. For more information contact your local Cooperative Extension office or Dr. Richard C. Maurer, SEED, 500 Garrigus Building, University of Kentucky, Lexington, KY 40546 or call (859) 257-7582.

*Educational programs of the Kentucky Cooperative Extension Service serve all people regardless of race, color, age, sex, religion, disability, or national origin.*



# KENTUCKY: BY THE NUMBERS

## ~ Aging and Nursing Homes ~



### Knox County

Sam Quick, Julie N. Zimmerman, Nicole Breazeale, and Peter Hesseldenz  
Rural and Economic Development Programs, Rural Sociology

University of Kentucky, College of Agriculture

October, 2001

While those living in nursing homes make up an important segment of Kentucky's 65+ population, their location reflects more *where nursing homes are located* rather than where they are needed. This data sheet is one of four which provides information on aging from the 2000 Census. Access to these county data sheets, along with a wide range of aging-related information, can be found online at

**<http://www.ca.uky.edu/fcs/aging>.**

"Kentucky: By the Numbers" provides county level data on a variety of topics.

The entire series is available at **<http://www.ca.uky.edu/snarl>**.

<u>Population</u>	<u>County</u>	<u>State</u>
Number of all Persons 65+ (2000)	4,056	504,793
Number of all Persons 65+ who are <u>Female</u> (2000)	2,485	300,812
Number of all Persons 65+ who are <u>Male</u> (2000)	1,571	203,981
<b><i>Percent of all <u>Females</u> 65+ who are in Nursing Homes (2000)</i></b>	<b>9.8%</b>	<b>6.6%</b>
<b><i>Percent of all <u>Males</u> 65+ who are in Nursing Homes (2000)</i></b>	<b>3.4%</b>	<b>3.1%</b>
<b><u>Nursing Homes</u></b>		
Number of Persons 65+ who are in Nursing Homes (2000)	298	26,198
<b><i>Percent of all Persons 65+ who are in Nursing Homes (2000)</i></b>	<b>7.3%</b>	<b>5.2%</b>
Number of Persons 65+ <u>in Nursing Homes</u> who are <u>Female</u> (2000)	244	19,922
Number of Persons 65+ <u>in Nursing Homes</u> who are <u>Male</u> (2000)	54	6,276
<b><i>Percent of Persons <u>in Nursing Homes</u> ages 65+ who are <u>Female</u> (2000)</i></b>	<b>81.9%</b>	<b>76.0%</b>
<b><i>Percent of Persons <u>in Nursing Homes</u> ages 65+ who are <u>Male</u> (2000)</i></b>	<b>18.1%</b>	<b>24.0%</b>

These data were downloaded from the Census Bureau at

<http://factfinder.census.gov/>

You can also find Census 2000 data at the Kentucky State Data Center website


<http://cbpa.louisville.edu/ksdc/>

**SEED (Social and Economic Education for Development)** is a program of the Kentucky Cooperative Extension Service at the University of Kentucky. Faculty draw on the resources of the Social and Natural Resources Information Laboratory and professional contacts at the University of Kentucky, other agencies, and community programs throughout the country. For more information contact your local Cooperative Extension office or Dr. Richard C. Maurer, SEED, 500 Garrigus Building, University of Kentucky, Lexington, KY 40546 or call (859) 257-7582.

*Educational programs of the Kentucky Cooperative Extension Service serve all people regardless of race, color, age, sex, religion, disability, or national origin.*



KENTUCKY: BY THE NUMBERS  
~ Aging and Nursing Homes ~



Larue County

Sam Quick, Julie N. Zimmerman, Nicole Breazeale, and Peter Hesseldenz  
Rural and Economic Development Programs, Rural Sociology

University of Kentucky, College of Agriculture

October, 2001

While those living in nursing homes make up an important segment of Kentucky's 65+ population, their location reflects more *where nursing homes are located* rather than where they are needed. This data sheet is one of four which provides information on aging from the 2000 Census. Access to these county data sheets, along with a wide range of aging-related information, can be found online at

<http://www.ca.uky.edu/fcs/aging>.

"Kentucky: By the Numbers" provides county level data on a variety of topics.

The entire series is available at <http://www.ca.uky.edu/snarl>.

<u>Population</u>	<u>County</u>	<u>State</u>
Number of all Persons 65+ (2000)	2,007	504,793
Number of all Persons 65+ who are <u>Female</u> (2000)	1,163	300,812
Number of all Persons 65+ who are <u>Male</u> (2000)	844	203,981
<i>Percent of all <u>Females</u> 65+ who are in Nursing Homes (2000)</i>	<i>7.5%</i>	<i>6.6%</i>
<i>Percent of all <u>Males</u> 65+ who are in Nursing Homes (2000)</i>	<i>3.3%</i>	<i>3.1%</i>
<u>Nursing Homes</u>		
Number of Persons 65+ who are in Nursing Homes (2000)	115	26,198
<i>Percent of all Persons 65+ who are in Nursing Homes (2000)</i>	<i>5.7%</i>	<i>5.2%</i>
Number of Persons 65+ <u>in Nursing Homes</u> who are <u>Female</u> (2000)	87	19,922
Number of Persons 65+ <u>in Nursing Homes</u> who are <u>Male</u> (2000)	28	6,276
<i>Percent of Persons <u>in Nursing Homes</u> ages 65+ who are <u>Female</u> (2000)</i>	<i>75.7%</i>	<i>76.0%</i>
<i>Percent of Persons <u>in Nursing Homes</u> ages 65+ who are <u>Male</u> (2000)</i>	<i>24.3%</i>	<i>24.0%</i>

These data were downloaded from the Census Bureau at

<http://factfinder.census.gov/>

You can also find Census 2000 data at the Kentucky State Data Center website


<http://cbpa.louisville.edu/ksdc/>

SEED (Social and Economic Education for Development) is a program of the Kentucky Cooperative Extension Service at the University of Kentucky. Faculty draw on the resources of the Social and Natural Resources Information Laboratory and professional contacts at the University of Kentucky, other agencies, and community programs throughout the country. For more information contact your local Cooperative Extension office or Dr. Richard C. Maurer, SEED, 500 Garrigus Building, University of Kentucky, Lexington, KY 40546 or call (859) 257-7582.

*Educational programs of the Kentucky Cooperative Extension Service serve all people regardless of race, color, age, sex, religion, disability, or national origin.*



KENTUCKY: BY THE NUMBERS  
~ Aging and Nursing Homes ~



Laurel County

Sam Quick, Julie N. Zimmerman, Nicole Breazeale, and Peter Hesseldenz  
Rural and Economic Development Programs, Rural Sociology

University of Kentucky, College of Agriculture

October, 2001

While those living in nursing homes make up an important segment of Kentucky's 65+ population, their location reflects more *where nursing homes are located* rather than where they are needed. This data sheet is one of four which provides information on aging from the 2000 Census. Access to these county data sheets, along with a wide range of aging-related information, can be found online at

<http://www.ca.uky.edu/fcs/aging>.

"Kentucky: By the Numbers" provides county level data on a variety of topics.

The entire series is available at <http://www.ca.uky.edu/snarl>.

<u>Population</u>	<u>County</u>	<u>State</u>
Number of all Persons 65+ (2000)	6,042	504,793
Number of all Persons 65+ who are <u>Female</u> (2000)	3,480	300,812
Number of all Persons 65+ who are <u>Male</u> (2000)	2,562	203,981
<i>Percent of all <u>Females</u> 65+ who are in Nursing Homes (2000)</i>	<i>5.7%</i>	<i>6.6%</i>
<i>Percent of all <u>Males</u> 65+ who are in Nursing Homes (2000)</i>	<i>2.9%</i>	<i>3.1%</i>
<u>Nursing Homes</u>		
Number of Persons 65+ who are in Nursing Homes (2000)	271	26,198
<i>Percent of all Persons 65+ who are in Nursing Homes (2000)</i>	<i>4.5%</i>	<i>5.2%</i>
Number of Persons 65+ <u>in Nursing Homes</u> who are <u>Female</u> (2000)	197	19,922
Number of Persons 65+ <u>in Nursing Homes</u> who are <u>Male</u> (2000)	74	6,276
<i>Percent of Persons <u>in Nursing Homes</u> ages 65+ who are <u>Female</u> (2000)</i>	<i>72.7%</i>	<i>76.0%</i>
<i>Percent of Persons <u>in Nursing Homes</u> ages 65+ who are <u>Male</u> (2000)</i>	<i>27.3%</i>	<i>24.0%</i>

These data were downloaded from the Census Bureau at

<http://factfinder.census.gov/>

You can also find Census 2000 data at the Kentucky State Data Center website


<http://cbpa.louisville.edu/ksdc/>

SEED (Social and Economic Education for Development) is a program of the Kentucky Cooperative Extension Service at the University of Kentucky. Faculty draw on the resources of the Social and Natural Resources Information Laboratory and professional contacts at the University of Kentucky, other agencies, and community programs throughout the country. For more information contact your local Cooperative Extension office or Dr. Richard C. Maurer, SEED, 500 Garrigus Building, University of Kentucky, Lexington, KY 40546 or call (859) 257-7582.

*Educational programs of the Kentucky Cooperative Extension Service serve all people regardless of race, color, age, sex, religion, disability, or national origin.*



KENTUCKY: BY THE NUMBERS  
~ Aging and Nursing Homes ~



Lawrence County

Sam Quick, Julie N. Zimmerman, Nicole Breazeale, and Peter Hesseldenz  
Rural and Economic Development Programs, Rural Sociology

University of Kentucky, College of Agriculture

October, 2001

While those living in nursing homes make up an important segment of Kentucky's 65+ population, their location reflects more *where nursing homes are located* rather than where they are needed. This data sheet is one of four which provides information on aging from the 2000 Census. Access to these county data sheets, along with a wide range of aging-related information, can be found online at

<http://www.ca.uky.edu/fcs/aging>.

"Kentucky: By the Numbers" provides county level data on a variety of topics.

The entire series is available at <http://www.ca.uky.edu/snarl>.

<u>Population</u>	<u>County</u>	<u>State</u>
Number of all Persons 65+ (2000)	1,937	504,793
Number of all Persons 65+ who are <u>Female</u> (2000)	1,103	300,812
Number of all Persons 65+ who are <u>Male</u> (2000)	834	203,981
<i>Percent of all <u>Females</u> 65+ who are in Nursing Homes (2000)</i>	<i>0.0%</i>	<i>6.6%</i>
<i>Percent of all <u>Males</u> 65+ who are in Nursing Homes (2000)</i>	<i>0.0%</i>	<i>3.1%</i>
<u>Nursing Homes</u>		
Number of Persons 65+ who are in Nursing Homes (2000)	0	26,198
<i>Percent of all Persons 65+ who are in Nursing Homes (2000)</i>	<i>0.0%</i>	<i>5.2%</i>
Number of Persons 65+ <u>in Nursing Homes</u> who are <u>Female</u> (2000)	0	19,922
Number of Persons 65+ <u>in Nursing Homes</u> who are <u>Male</u> (2000)	0	6,276
<i>Percent of Persons <u>in Nursing Homes</u> ages 65+ who are <u>Female</u> (2000)</i>	<i>0.0%</i>	<i>76.0%</i>
<i>Percent of Persons <u>in Nursing Homes</u> ages 65+ who are <u>Male</u> (2000)</i>	<i>0.0%</i>	<i>24.0%</i>

These data were downloaded from the Census Bureau at

<http://factfinder.census.gov/>

You can also find Census 2000 data at the Kentucky State Data Center website

<http://cbpa.louisville.edu/ksdc/>


SEED (Social and Economic Education for Development) is a program of the Kentucky Cooperative Extension Service at the University of Kentucky. Faculty draw on the resources of the Social and Natural Resources Information Laboratory and professional contacts at the University of Kentucky, other agencies, and community programs throughout the country. For more information contact your local Cooperative Extension office or Dr. Richard C. Maurer, SEED, 500 Garrigus Building, University of Kentucky, Lexington, KY 40546 or call (859) 257-7582.

*Educational programs of the Kentucky Cooperative Extension Service serve all people regardless of race, color, age, sex, religion, disability, or national origin.*



# KENTUCKY: BY THE NUMBERS

## ~ Aging and Nursing Homes ~



### Lee County

Sam Quick, Julie N. Zimmerman, Nicole Breazeale, and Peter Hesseldenz  
Rural and Economic Development Programs, Rural Sociology

University of Kentucky, College of Agriculture

October, 2001

While those living in nursing homes make up an important segment of Kentucky's 65+ population, their location reflects more *where nursing homes are located* rather than where they are needed. This data sheet is one of four which provides information on aging from the 2000 Census. Access to these county data sheets, along with a wide range of aging-related information, can be found online at

**<http://www.ca.uky.edu/fcs/aging>.**

"Kentucky: By the Numbers" provides county level data on a variety of topics.

The entire series is available at **<http://www.ca.uky.edu/snarl>**.

<u>Population</u>	<u>County</u>	<u>State</u>
Number of all Persons 65+ (2000)	1,135	504,793
Number of all Persons 65+ who are <u>Female</u> (2000)	643	300,812
Number of all Persons 65+ who are <u>Male</u> (2000)	492	203,981
<b><i>Percent of all <u>Females</u> 65+ who are in Nursing Homes (2000)</i></b>	<b><i>12.0%</i></b>	<b><i>6.6%</i></b>
<b><i>Percent of all <u>Males</u> 65+ who are in Nursing Homes (2000)</i></b>	<b><i>5.1%</i></b>	<b><i>3.1%</i></b>
<b><u>Nursing Homes</u></b>		
Number of Persons 65+ who are in Nursing Homes (2000)	102	26,198
<b><i>Percent of all Persons 65+ who are in Nursing Homes (2000)</i></b>	<b><i>9.0%</i></b>	<b><i>5.2%</i></b>
Number of Persons 65+ <u>in Nursing Homes</u> who are <u>Female</u> (2000)	77	19,922
Number of Persons 65+ <u>in Nursing Homes</u> who are <u>Male</u> (2000)	25	6,276
<b><i>Percent of Persons <u>in Nursing Homes</u> ages 65+ who are <u>Female</u> (2000)</i></b>	<b><i>75.5%</i></b>	<b><i>76.0%</i></b>
<b><i>Percent of Persons <u>in Nursing Homes</u> ages 65+ who are <u>Male</u> (2000)</i></b>	<b><i>24.5%</i></b>	<b><i>24.0%</i></b>

These data were downloaded from the Census Bureau at

<http://factfinder.census.gov/>

You can also find Census 2000 data at the Kentucky State Data Center website

<http://cbpa.louisville.edu/ksdc/>


**SEED (Social and Economic Education for Development)** is a program of the Kentucky Cooperative Extension Service at the University of Kentucky. Faculty draw on the resources of the Social and Natural Resources Information Laboratory and professional contacts at the University of Kentucky, other agencies, and community programs throughout the country. For more information contact your local Cooperative Extension office or Dr. Richard C. Maurer, SEED, 500 Garrigus Building, University of Kentucky, Lexington, KY 40546 or call (859) 257-7582.

*Educational programs of the Kentucky Cooperative Extension Service serve all people regardless of race, color, age, sex, religion, disability, or national origin.*



# KENTUCKY: BY THE NUMBERS

## ~ Aging and Nursing Homes ~



### Leslie County

Sam Quick, Julie N. Zimmerman, Nicole Breazeale, and Peter Hesseldenz  
Rural and Economic Development Programs, Rural Sociology

University of Kentucky, College of Agriculture

October, 2001

While those living in nursing homes make up an important segment of Kentucky's 65+ population, their location reflects more *where nursing homes are located* rather than where they are needed. This data sheet is one of four which provides information on aging from the 2000 Census. Access to these county data sheets, along with a wide range of aging-related information, can be found online at

<http://www.ca.uky.edu/fcs/aging>.

"Kentucky: By the Numbers" provides county level data on a variety of topics.

The entire series is available at <http://www.ca.uky.edu/snarl>.

<u>Population</u>	<u>County</u>	<u>State</u>
Number of all Persons 65+ (2000)	1,424	504,793
Number of all Persons 65+ who are <u>Female</u> (2000)	842	300,812
Number of all Persons 65+ who are <u>Male</u> (2000)	582	203,981
<i>Percent of all <u>Females</u> 65+ who are in Nursing Homes (2000)</i>	<i>7.0%</i>	<i>6.6%</i>
<i>Percent of all <u>Males</u> 65+ who are in Nursing Homes (2000)</i>	<i>4.0%</i>	<i>3.1%</i>
<u>Nursing Homes</u>		
Number of Persons 65+ who are in Nursing Homes (2000)	82	26,198
<i>Percent of all Persons 65+ who are in Nursing Homes (2000)</i>	<i>5.8%</i>	<i>5.2%</i>
Number of Persons 65+ <u>in Nursing Homes</u> who are <u>Female</u> (2000)	59	19,922
Number of Persons 65+ <u>in Nursing Homes</u> who are <u>Male</u> (2000)	23	6,276
<i>Percent of Persons <u>in Nursing Homes</u> ages 65+ who are <u>Female</u> (2000)</i>	<i>72.0%</i>	<i>76.0%</i>
<i>Percent of Persons <u>in Nursing Homes</u> ages 65+ who are <u>Male</u> (2000)</i>	<i>28.0%</i>	<i>24.0%</i>

These data were downloaded from the Census Bureau at

<http://factfinder.census.gov/>

You can also find Census 2000 data at the Kentucky State Data Center website

<http://cbpa.louisville.edu/ksdc/>

**SEED (Social and Economic Education for Development)** is a program of the Kentucky Cooperative Extension Service at the University of Kentucky. Faculty draw on the resources of the Social and Natural Resources Information Laboratory and professional contacts at the University of Kentucky, other agencies, and community programs throughout the country. For more information contact your local Cooperative Extension office or Dr. Richard C. Maurer, SEED, 500 Garrigus Building, University of Kentucky, Lexington, KY 40546 or call (859) 257-7582.

*Educational programs of the Kentucky Cooperative Extension Service serve all people regardless of race, color, age, sex, religion, disability, or national origin.*



KENTUCKY: BY THE NUMBERS  
~ Aging and Nursing Homes ~



Letcher County

Sam Quick, Julie N. Zimmerman, Nicole Breazeale, and Peter Hesseldenz  
Rural and Economic Development Programs, Rural Sociology

University of Kentucky, College of Agriculture

October, 2001

While those living in nursing homes make up an important segment of Kentucky's 65+ population, their location reflects more *where nursing homes are located* rather than where they are needed. This data sheet is one of four which provides information on aging from the 2000 Census. Access to these county data sheets, along with a wide range of aging-related information, can be found online at

<http://www.ca.uky.edu/fcs/aging>.

"Kentucky: By the Numbers" provides county level data on a variety of topics.

The entire series is available at <http://www.ca.uky.edu/snarl>.

<u>Population</u>	<u>County</u>	<u>State</u>
Number of all Persons 65+ (2000)	3,183	504,793
Number of all Persons 65+ who are <u>Female</u> (2000)	1,902	300,812
Number of all Persons 65+ who are <u>Male</u> (2000)	1,281	203,981
<i>Percent of all <u>Females</u> 65+ who are in Nursing Homes (2000)</i>	<i>4.8%</i>	<i>6.6%</i>
<i>Percent of all <u>Males</u> 65+ who are in Nursing Homes (2000)</i>	<i>3.0%</i>	<i>3.1%</i>
<u>Nursing Homes</u>		
Number of Persons 65+ who are in Nursing Homes (2000)	131	26,198
<i>Percent of all Persons 65+ who are in Nursing Homes (2000)</i>	<i>4.1%</i>	<i>5.2%</i>
Number of Persons 65+ <u>in Nursing Homes</u> who are <u>Female</u> (2000)	92	19,922
Number of Persons 65+ <u>in Nursing Homes</u> who are <u>Male</u> (2000)	39	6,276
<i>Percent of Persons <u>in Nursing Homes</u> ages 65+ who are <u>Female</u> (2000)</i>	<i>70.2%</i>	<i>76.0%</i>
<i>Percent of Persons <u>in Nursing Homes</u> ages 65+ who are <u>Male</u> (2000)</i>	<i>29.8%</i>	<i>24.0%</i>

These data were downloaded from the Census Bureau at

<http://factfinder.census.gov/>

You can also find Census 2000 data at the Kentucky State Data Center website

<http://cbpa.louisville.edu/ksdc/>


SEED (Social and Economic Education for Development) is a program of the Kentucky Cooperative Extension Service at the University of Kentucky. Faculty draw on the resources of the Social and Natural Resources Information Laboratory and professional contacts at the University of Kentucky, other agencies, and community programs throughout the country. For more information contact your local Cooperative Extension office or Dr. Richard C. Maurer, SEED, 500 Garrigus Building, University of Kentucky, Lexington, KY 40546 or call (859) 257-7582.

*Educational programs of the Kentucky Cooperative Extension Service serve all people regardless of race, color, age, sex, religion, disability, or national origin.*





KENTUCKY: BY THE NUMBERS  
~ Aging and Nursing Homes ~



Lewis County

Sam Quick, Julie N. Zimmerman, Nicole Breazeale, and Peter Hesseldenz  
Rural and Economic Development Programs, Rural Sociology

University of Kentucky, College of Agriculture

October, 2001

While those living in nursing homes make up an important segment of Kentucky's 65+ population, their location reflects more *where nursing homes are located* rather than where they are needed. This data sheet is one of four which provides information on aging from the 2000 Census. Access to these county data sheets, along with a wide range of aging-related information, can be found online at

<http://www.ca.uky.edu/fcs/aging>.

"Kentucky: By the Numbers" provides county level data on a variety of topics.

The entire series is available at <http://www.ca.uky.edu/snarl>.

<u>Population</u>	<u>County</u>	<u>State</u>
Number of all Persons 65+ (2000)	1,756	504,793
Number of all Persons 65+ who are <u>Female</u> (2000)	977	300,812
Number of all Persons 65+ who are <u>Male</u> (2000)	779	203,981
<i>Percent of all <u>Females</u> 65+ who are in Nursing Homes (2000)</i>	<i>6.6%</i>	<i>6.6%</i>
<i>Percent of all <u>Males</u> 65+ who are in Nursing Homes (2000)</i>	<i>3.9%</i>	<i>3.1%</i>
<u>Nursing Homes</u>		
Number of Persons 65+ who are in Nursing Homes (2000)	94	26,198
<i>Percent of all Persons 65+ who are in Nursing Homes (2000)</i>	<i>5.4%</i>	<i>5.2%</i>
Number of Persons 65+ <u>in Nursing Homes</u> who are <u>Female</u> (2000)	64	19,922
Number of Persons 65+ <u>in Nursing Homes</u> who are <u>Male</u> (2000)	30	6,276
<i>Percent of Persons <u>in Nursing Homes</u> ages 65+ who are <u>Female</u> (2000)</i>	<i>68.1%</i>	<i>76.0%</i>
<i>Percent of Persons <u>in Nursing Homes</u> ages 65+ who are <u>Male</u> (2000)</i>	<i>31.9%</i>	<i>24.0%</i>

These data were downloaded from the Census Bureau at

<http://factfinder.census.gov/>

You can also find Census 2000 data at the Kentucky State Data Center website

<http://cbpa.louisville.edu/ksdc/>

SEED (Social and Economic Education for Development) is a program of the Kentucky Cooperative Extension Service at the University of Kentucky. Faculty draw on the resources of the Social and Natural Resources Information Laboratory and professional contacts at the University of Kentucky, other agencies, and community programs throughout the country. For more information contact your local Cooperative Extension office or Dr. Richard C. Maurer, SEED, 500 Garrigus Building, University of Kentucky, Lexington, KY 40546 or call (859) 257-7582.

*Educational programs of the Kentucky Cooperative Extension Service serve all people regardless of race, color, age, sex, religion, disability, or national origin.*



KENTUCKY: BY THE NUMBERS  
~ Aging and Nursing Homes ~



Lincoln County

Sam Quick, Julie N. Zimmerman, Nicole Breazeale, and Peter Hesseldenz  
Rural and Economic Development Programs, Rural Sociology

University of Kentucky, College of Agriculture

October, 2001

While those living in nursing homes make up an important segment of Kentucky's 65+ population, their location reflects more *where nursing homes are located* rather than where they are needed. This data sheet is one of four which provides information on aging from the 2000 Census. Access to these county data sheets, along with a wide range of aging-related information, can be found online at

<http://www.ca.uky.edu/fcs/aging>.

"Kentucky: By the Numbers" provides county level data on a variety of topics.

The entire series is available at <http://www.ca.uky.edu/snarl>.

<u>Population</u>	<u>County</u>	<u>State</u>
Number of all Persons 65+ (2000)	3,051	504,793
Number of all Persons 65+ who are <u>Female</u> (2000)	1,753	300,812
Number of all Persons 65+ who are <u>Male</u> (2000)	1,298	203,981
<i>Percent of all <u>Females</u> 65+ who are in Nursing Homes (2000)</i>	<i>4.2%</i>	<i>6.6%</i>
<i>Percent of all <u>Males</u> 65+ who are in Nursing Homes (2000)</i>	<i>2.7%</i>	<i>3.1%</i>
<u>Nursing Homes</u>		
Number of Persons 65+ who are in Nursing Homes (2000)	108	26,198
<i>Percent of all Persons 65+ who are in Nursing Homes (2000)</i>	<i>3.5%</i>	<i>5.2%</i>
Number of Persons 65+ <u>in Nursing Homes</u> who are <u>Female</u> (2000)	73	19,922
Number of Persons 65+ <u>in Nursing Homes</u> who are <u>Male</u> (2000)	35	6,276
<i>Percent of Persons <u>in Nursing Homes</u> ages 65+ who are <u>Female</u> (2000)</i>	<i>67.6%</i>	<i>76.0%</i>
<i>Percent of Persons <u>in Nursing Homes</u> ages 65+ who are <u>Male</u> (2000)</i>	<i>32.4%</i>	<i>24.0%</i>

These data were downloaded from the Census Bureau at

<http://factfinder.census.gov/>

You can also find Census 2000 data at the Kentucky State Data Center website


<http://cbpa.louisville.edu/ksdc/>

SEED (Social and Economic Education for Development) is a program of the Kentucky Cooperative Extension Service at the University of Kentucky. Faculty draw on the resources of the Social and Natural Resources Information Laboratory and professional contacts at the University of Kentucky, other agencies, and community programs throughout the country. For more information contact your local Cooperative Extension office or Dr. Richard C. Maurer, SEED, 500 Garrigus Building, University of Kentucky, Lexington, KY 40546 or call (859) 257-7582.

*Educational programs of the Kentucky Cooperative Extension Service serve all people regardless of race, color, age, sex, religion, disability, or national origin.*



KENTUCKY: BY THE NUMBERS  
~ Aging and Nursing Homes ~



Livingston County

Sam Quick, Julie N. Zimmerman, Nicole Breazeale, and Peter Hesseldenz  
Rural and Economic Development Programs, Rural Sociology

University of Kentucky, College of Agriculture

October, 2001

While those living in nursing homes make up an important segment of Kentucky's 65+ population, their location reflects more *where nursing homes are located* rather than where they are needed. This data sheet is one of four which provides information on aging from the 2000 Census. Access to these county data sheets, along with a wide range of aging-related information, can be found online at

<http://www.ca.uky.edu/fcs/aging>.

"Kentucky: By the Numbers" provides county level data on a variety of topics.

The entire series is available at <http://www.ca.uky.edu/snarl>.

<u>Population</u>	<u>County</u>	<u>State</u>
Number of all Persons 65+ (2000)	1,463	504,793
Number of all Persons 65+ who are <u>Female</u> (2000)	818	300,812
Number of all Persons 65+ who are <u>Male</u> (2000)	645	203,981
<i>Percent of all <u>Females</u> 65+ who are in Nursing Homes (2000)</i>	<i>7.8%</i>	<i>6.6%</i>
<i>Percent of all <u>Males</u> 65+ who are in Nursing Homes (2000)</i>	<i>5.1%</i>	<i>3.1%</i>
<u>Nursing Homes</u>		
Number of Persons 65+ who are in Nursing Homes (2000)	97	26,198
<i>Percent of all Persons 65+ who are in Nursing Homes (2000)</i>	<i>6.6%</i>	<i>5.2%</i>
Number of Persons 65+ <u>in Nursing Homes</u> who are <u>Female</u> (2000)	64	19,922
Number of Persons 65+ <u>in Nursing Homes</u> who are <u>Male</u> (2000)	33	6,276
<i>Percent of Persons <u>in Nursing Homes</u> ages 65+ who are <u>Female</u> (2000)</i>	<i>66.0%</i>	<i>76.0%</i>
<i>Percent of Persons <u>in Nursing Homes</u> ages 65+ who are <u>Male</u> (2000)</i>	<i>34.0%</i>	<i>24.0%</i>

These data were downloaded from the Census Bureau at

<http://factfinder.census.gov/>

You can also find Census 2000 data at the Kentucky State Data Center website


<http://cbpa.louisville.edu/ksdc/>

SEED (Social and Economic Education for Development) is a program of the Kentucky Cooperative Extension Service at the University of Kentucky. Faculty draw on the resources of the Social and Natural Resources Information Laboratory and professional contacts at the University of Kentucky, other agencies, and community programs throughout the country. For more information contact your local Cooperative Extension office or Dr. Richard C. Maurer, SEED, 500 Garrigus Building, University of Kentucky, Lexington, KY 40546 or call (859) 257-7582.

*Educational programs of the Kentucky Cooperative Extension Service serve all people regardless of race, color, age, sex, religion, disability, or national origin.*



KENTUCKY: BY THE NUMBERS  
~ Aging and Nursing Homes ~



Logan County

Sam Quick, Julie N. Zimmerman, Nicole Breazeale, and Peter Hesseldenz  
Rural and Economic Development Programs, Rural Sociology

University of Kentucky, College of Agriculture

October, 2001

While those living in nursing homes make up an important segment of Kentucky's 65+ population, their location reflects more *where nursing homes are located* rather than where they are needed. This data sheet is one of four which provides information on aging from the 2000 Census. Access to these county data sheets, along with a wide range of aging-related information, can be found online at

<http://www.ca.uky.edu/fcs/aging>.

"Kentucky: By the Numbers" provides county level data on a variety of topics.

The entire series is available at <http://www.ca.uky.edu/snarl>.

<u>Population</u>	<u>County</u>	<u>State</u>
Number of all Persons 65+ (2000)	3,656	504,793
Number of all Persons 65+ who are <u>Female</u> (2000)	2,194	300,812
Number of all Persons 65+ who are <u>Male</u> (2000)	1,462	203,981
<i>Percent of all <u>Females</u> 65+ who are in Nursing Homes (2000)</i>	<i>5.6%</i>	<i>6.6%</i>
<i>Percent of all <u>Males</u> 65+ who are in Nursing Homes (2000)</i>	<i>2.6%</i>	<i>3.1%</i>
<u>Nursing Homes</u>		
Number of Persons 65+ who are in Nursing Homes (2000)	161	26,198
<i>Percent of all Persons 65+ who are in Nursing Homes (2000)</i>	<i>4.4%</i>	<i>5.2%</i>
Number of Persons 65+ <u>in Nursing Homes</u> who are <u>Female</u> (2000)	123	19,922
Number of Persons 65+ <u>in Nursing Homes</u> who are <u>Male</u> (2000)	38	6,276
<i>Percent of Persons <u>in Nursing Homes</u> ages 65+ who are <u>Female</u> (2000)</i>	<i>76.4%</i>	<i>76.0%</i>
<i>Percent of Persons <u>in Nursing Homes</u> ages 65+ who are <u>Male</u> (2000)</i>	<i>23.6%</i>	<i>24.0%</i>

These data were downloaded from the Census Bureau at

<http://factfinder.census.gov/>

You can also find Census 2000 data at the Kentucky State Data Center website

<http://cbpa.louisville.edu/ksdc/>


SEED (Social and Economic Education for Development) is a program of the Kentucky Cooperative Extension Service at the University of Kentucky. Faculty draw on the resources of the Social and Natural Resources Information Laboratory and professional contacts at the University of Kentucky, other agencies, and community programs throughout the country. For more information contact your local Cooperative Extension office or Dr. Richard C. Maurer, SEED, 500 Garrigus Building, University of Kentucky, Lexington, KY 40546 or call (859) 257-7582.

*Educational programs of the Kentucky Cooperative Extension Service serve all people regardless of race, color, age, sex, religion, disability, or national origin.*



# KENTUCKY: BY THE NUMBERS

## ~ Aging and Nursing Homes ~



### Lyon County

Sam Quick, Julie N. Zimmerman, Nicole Breazeale, and Peter Hesseldenz  
Rural and Economic Development Programs, Rural Sociology

University of Kentucky, College of Agriculture

October, 2001

While those living in nursing homes make up an important segment of Kentucky's 65+ population, their location reflects more *where nursing homes are located* rather than where they are needed. This data sheet is one of four which provides information on aging from the 2000 Census. Access to these county data sheets, along with a wide range of aging-related information, can be found online at

<http://www.ca.uky.edu/fcs/aging>.

"Kentucky: By the Numbers" provides county level data on a variety of topics.

The entire series is available at <http://www.ca.uky.edu/snarl>.

<u>Population</u>	<u>County</u>	<u>State</u>
Number of all Persons 65+ (2000)	1,357	504,793
Number of all Persons 65+ who are <u>Female</u> (2000)	763	300,812
Number of all Persons 65+ who are <u>Male</u> (2000)	594	203,981
<i>Percent of all <u>Females</u> 65+ who are in Nursing Homes (2000)</i>	<i>16.6%</i>	<i>6.6%</i>
<i>Percent of all <u>Males</u> 65+ who are in Nursing Homes (2000)</i>	<i>5.7%</i>	<i>3.1%</i>
<b><u>Nursing Homes</u></b>		
Number of Persons 65+ who are in Nursing Homes (2000)	161	26,198
<i>Percent of all Persons 65+ who are in Nursing Homes (2000)</i>	<i>11.9%</i>	<i>5.2%</i>
Number of Persons 65+ <u>in Nursing Homes</u> who are <u>Female</u> (2000)	127	19,922
Number of Persons 65+ <u>in Nursing Homes</u> who are <u>Male</u> (2000)	34	6,276
<i>Percent of Persons <u>in Nursing Homes</u> ages 65+ who are <u>Female</u> (2000)</i>	<i>78.9%</i>	<i>76.0%</i>
<i>Percent of Persons <u>in Nursing Homes</u> ages 65+ who are <u>Male</u> (2000)</i>	<i>21.1%</i>	<i>24.0%</i>

These data were downloaded from the Census Bureau at

<http://factfinder.census.gov/>

You can also find Census 2000 data at the Kentucky State Data Center website


<http://cbpa.louisville.edu/ksdc/>

**SEED (Social and Economic Education for Development)** is a program of the Kentucky Cooperative Extension Service at the University of Kentucky. Faculty draw on the resources of the Social and Natural Resources Information Laboratory and professional contacts at the University of Kentucky, other agencies, and community programs throughout the country. For more information contact your local Cooperative Extension office or Dr. Richard C. Maurer, SEED, 500 Garrigus Building, University of Kentucky, Lexington, KY 40546 or call (859) 257-7582.

*Educational programs of the Kentucky Cooperative Extension Service serve all people regardless of race, color, age, sex, religion, disability, or national origin.*



KENTUCKY: BY THE NUMBERS  
~ Aging and Nursing Homes ~



McCracken County

Sam Quick, Julie N. Zimmerman, Nicole Breazeale, and Peter Hesseldenz  
Rural and Economic Development Programs, Rural Sociology

University of Kentucky, College of Agriculture

October, 2001

While those living in nursing homes make up an important segment of Kentucky's 65+ population, their location reflects more *where nursing homes are located* rather than where they are needed. This data sheet is one of four which provides information on aging from the 2000 Census. Access to these county data sheets, along with a wide range of aging-related information, can be found online at

<http://www.ca.uky.edu/fcs/aging>.

"Kentucky: By the Numbers" provides county level data on a variety of topics.

The entire series is available at <http://www.ca.uky.edu/snarl>.

<u>Population</u>	<u>County</u>	<u>State</u>
Number of all Persons 65+ (2000)	10,445	504,793
Number of all Persons 65+ who are <u>Female</u> (2000)	6,488	300,812
Number of all Persons 65+ who are <u>Male</u> (2000)	3,957	203,981
<i>Percent of all <u>Females</u> 65+ who are in Nursing Homes (2000)</i>	<i>8.0%</i>	<i>6.6%</i>
<i>Percent of all <u>Males</u> 65+ who are in Nursing Homes (2000)</i>	<i>3.0%</i>	<i>3.1%</i>
<u>Nursing Homes</u>		
Number of Persons 65+ who are in Nursing Homes (2000)	640	26,198
<i>Percent of all Persons 65+ who are in Nursing Homes (2000)</i>	<i>6.1%</i>	<i>5.2%</i>
Number of Persons 65+ <u>in Nursing Homes</u> who are <u>Female</u> (2000)	521	19,922
Number of Persons 65+ <u>in Nursing Homes</u> who are <u>Male</u> (2000)	119	6,276
<i>Percent of Persons <u>in Nursing Homes</u> ages 65+ who are <u>Female</u> (2000)</i>	<i>81.4%</i>	<i>76.0%</i>
<i>Percent of Persons <u>in Nursing Homes</u> ages 65+ who are <u>Male</u> (2000)</i>	<i>18.6%</i>	<i>24.0%</i>

These data were downloaded from the Census Bureau at

<http://factfinder.census.gov/>

You can also find Census 2000 data at the Kentucky State Data Center website


<http://cbpa.louisville.edu/ksdc/>

SEED (Social and Economic Education for Development) is a program of the Kentucky Cooperative Extension Service at the University of Kentucky. Faculty draw on the resources of the Social and Natural Resources Information Laboratory and professional contacts at the University of Kentucky, other agencies, and community programs throughout the country. For more information contact your local Cooperative Extension office or Dr. Richard C. Maurer, SEED, 500 Garrigus Building, University of Kentucky, Lexington, KY 40546 or call (859) 257-7582.

*Educational programs of the Kentucky Cooperative Extension Service serve all people regardless of race, color, age, sex, religion, disability, or national origin.*



KENTUCKY: BY THE NUMBERS  
~ Aging and Nursing Homes ~



McCreary County

Sam Quick, Julie N. Zimmerman, Nicole Breazeale, and Peter Hesseldenz  
Rural and Economic Development Programs, Rural Sociology

University of Kentucky, College of Agriculture

October, 2001

While those living in nursing homes make up an important segment of Kentucky's 65+ population, their location reflects more *where nursing homes are located* rather than where they are needed. This data sheet is one of four which provides information on aging from the 2000 Census. Access to these county data sheets, along with a wide range of aging-related information, can be found online at

<http://www.ca.uky.edu/fcs/aging>.

"Kentucky: By the Numbers" provides county level data on a variety of topics.

The entire series is available at <http://www.ca.uky.edu/snarl>.

<u>Population</u>	<u>County</u>	<u>State</u>
Number of all Persons 65+ (2000)	1,810	504,793
Number of all Persons 65+ who are <u>Female</u> (2000)	1,055	300,812
Number of all Persons 65+ who are <u>Male</u> (2000)	755	203,981
<i>Percent of all <u>Females</u> 65+ who are in Nursing Homes (2000)</i>	<i>4.0%</i>	<i>6.6%</i>
<i>Percent of all <u>Males</u> 65+ who are in Nursing Homes (2000)</i>	<i>1.6%</i>	<i>3.1%</i>
<u>Nursing Homes</u>		
Number of Persons 65+ who are in Nursing Homes (2000)	54	26,198
<i>Percent of all Persons 65+ who are in Nursing Homes (2000)</i>	<i>3.0%</i>	<i>5.2%</i>
Number of Persons 65+ <u>in Nursing Homes</u> who are <u>Female</u> (2000)	42	19,922
Number of Persons 65+ <u>in Nursing Homes</u> who are <u>Male</u> (2000)	12	6,276
<i>Percent of Persons <u>in Nursing Homes</u> ages 65+ who are <u>Female</u> (2000)</i>	<i>77.8%</i>	<i>76.0%</i>
<i>Percent of Persons <u>in Nursing Homes</u> ages 65+ who are <u>Male</u> (2000)</i>	<i>22.2%</i>	<i>24.0%</i>

These data were downloaded from the Census Bureau at

<http://factfinder.census.gov/>

You can also find Census 2000 data at the Kentucky State Data Center website

<http://cbpa.louisville.edu/ksdc/>

SEED (Social and Economic Education for Development) is a program of the Kentucky Cooperative Extension Service at the University of Kentucky. Faculty draw on the resources of the Social and Natural Resources Information Laboratory and professional contacts at the University of Kentucky, other agencies, and community programs throughout the country. For more information contact your local Cooperative Extension office or Dr. Richard C. Maurer, SEED, 500 Garrigus Building, University of Kentucky, Lexington, KY 40546 or call (859) 257-7582.

*Educational programs of the Kentucky Cooperative Extension Service serve all people regardless of race, color, age, sex, religion, disability, or national origin.*



## KENTUCKY: BY THE NUMBERS ~ Aging and Nursing Homes ~



### McLean County

Sam Quick, Julie N. Zimmerman, Nicole Breazeale, and Peter Hesseldenz  
Rural and Economic Development Programs, Rural Sociology

University of Kentucky, College of Agriculture

October, 2001

While those living in nursing homes make up an important segment of Kentucky's 65+ population, their location reflects more *where nursing homes are located* rather than where they are needed. This data sheet is one of four which provides information on aging from the 2000 Census. Access to these county data sheets, along with a wide range of aging-related information, can be found online at

<http://www.ca.uky.edu/fcs/aging>.

"Kentucky: By the Numbers" provides county level data on a variety of topics.

The entire series is available at <http://www.ca.uky.edu/snarl>.

<u>Population</u>	<u>County</u>	<u>State</u>
Number of all Persons 65+ (2000)	1,438	504,793
Number of all Persons 65+ who are <u>Female</u> (2000)	825	300,812
Number of all Persons 65+ who are <u>Male</u> (2000)	613	203,981
<i>Percent of all <u>Females</u> 65+ who are in Nursing Homes (2000)</i>	<i>7.4%</i>	<i>6.6%</i>
<i>Percent of all <u>Males</u> 65+ who are in Nursing Homes (2000)</i>	<i>3.4%</i>	<i>3.1%</i>
<u>Nursing Homes</u>		
Number of Persons 65+ who are in Nursing Homes (2000)	82	26,198
<i>Percent of all Persons 65+ who are in Nursing Homes (2000)</i>	<i>5.7%</i>	<i>5.2%</i>
Number of Persons 65+ <u>in Nursing Homes</u> who are <u>Female</u> (2000)	61	19,922
Number of Persons 65+ <u>in Nursing Homes</u> who are <u>Male</u> (2000)	21	6,276
<i>Percent of Persons <u>in Nursing Homes</u> ages 65+ who are <u>Female</u> (2000)</i>	<i>74.4%</i>	<i>76.0%</i>
<i>Percent of Persons <u>in Nursing Homes</u> ages 65+ who are <u>Male</u> (2000)</i>	<i>25.6%</i>	<i>24.0%</i>

These data were downloaded from the Census Bureau at

<http://factfinder.census.gov/>

You can also find Census 2000 data at the Kentucky State Data Center website

<http://cbpa.louisville.edu/ksdc/>

**SEED (Social and Economic Education for Development)** is a program of the Kentucky Cooperative Extension Service at the University of Kentucky. Faculty draw on the resources of the Social and Natural Resources Information Laboratory and professional contacts at the University of Kentucky, other agencies, and community programs throughout the country. For more information contact your local Cooperative Extension office or Dr. Richard C. Maurer, SEED, 500 Garrigus Building, University of Kentucky, Lexington, KY 40546 or call (859) 257-7582.

*Educational programs of the Kentucky Cooperative Extension Service serve all people regardless of race, color, age, sex, religion, disability, or national origin.*





KENTUCKY: BY THE NUMBERS  
~ Aging and Nursing Homes ~



Madison County

Sam Quick, Julie N. Zimmerman, Nicole Breazeale, and Peter Hesseldenz  
Rural and Economic Development Programs, Rural Sociology

University of Kentucky, College of Agriculture

October, 2001

While those living in nursing homes make up an important segment of Kentucky's 65+ population, their location reflects more *where nursing homes are located* rather than where they are needed. This data sheet is one of four which provides information on aging from the 2000 Census. Access to these county data sheets, along with a wide range of aging-related information, can be found online at

<http://www.ca.uky.edu/fcs/aging>.

"Kentucky: By the Numbers" provides county level data on a variety of topics.

The entire series is available at <http://www.ca.uky.edu/snarl>.

<u>Population</u>	<u>County</u>	<u>State</u>
Number of all Persons 65+ (2000)	6,933	504,793
Number of all Persons 65+ who are <u>Female</u> (2000)	4,114	300,812
Number of all Persons 65+ who are <u>Male</u> (2000)	2,819	203,981
<i>Percent of all <u>Females</u> 65+ who are in Nursing Homes (2000)</i>	<i>6.1%</i>	<i>6.6%</i>
<i>Percent of all <u>Males</u> 65+ who are in Nursing Homes (2000)</i>	<i>2.6%</i>	<i>3.1%</i>
<u>Nursing Homes</u>		
Number of Persons 65+ who are in Nursing Homes (2000)	325	26,198
<i>Percent of all Persons 65+ who are in Nursing Homes (2000)</i>	<i>4.7%</i>	<i>5.2%</i>
Number of Persons 65+ <u>in Nursing Homes</u> who are <u>Female</u> (2000)	251	19,922
Number of Persons 65+ <u>in Nursing Homes</u> who are <u>Male</u> (2000)	74	6,276
<i>Percent of Persons <u>in Nursing Homes</u> ages 65+ who are <u>Female</u> (2000)</i>	<i>77.2%</i>	<i>76.0%</i>
<i>Percent of Persons <u>in Nursing Homes</u> ages 65+ who are <u>Male</u> (2000)</i>	<i>22.8%</i>	<i>24.0%</i>

These data were downloaded from the Census Bureau at

<http://factfinder.census.gov/>

You can also find Census 2000 data at the Kentucky State Data Center website

<http://cbpa.louisville.edu/ksdc/>

SEED (Social and Economic Education for Development) is a program of the Kentucky Cooperative Extension Service at the University of Kentucky. Faculty draw on the resources of the Social and Natural Resources Information Laboratory and professional contacts at the University of Kentucky, other agencies, and community programs throughout the country. For more information contact your local Cooperative Extension office or Dr. Richard C. Maurer, SEED, 500 Garrigus Building, University of Kentucky, Lexington, KY 40546 or call (859) 257-7582.

*Educational programs of the Kentucky Cooperative Extension Service serve all people regardless of race, color, age, sex, religion, disability, or national origin.*



KENTUCKY: BY THE NUMBERS  
~ Aging and Nursing Homes ~



Magoffin County

Sam Quick, Julie N. Zimmerman, Nicole Breazeale, and Peter Hesseldenz  
Rural and Economic Development Programs, Rural Sociology

University of Kentucky, College of Agriculture

October, 2001

While those living in nursing homes make up an important segment of Kentucky's 65+ population, their location reflects more *where nursing homes are located* rather than where they are needed. This data sheet is one of four which provides information on aging from the 2000 Census. Access to these county data sheets, along with a wide range of aging-related information, can be found online at

<http://www.ca.uky.edu/fcs/aging>.

"Kentucky: By the Numbers" provides county level data on a variety of topics.

The entire series is available at <http://www.ca.uky.edu/snarl>.

<u>Population</u>	<u>County</u>	<u>State</u>
Number of all Persons 65+ (2000)	1,407	504,793
Number of all Persons 65+ who are <u>Female</u> (2000)	801	300,812
Number of all Persons 65+ who are <u>Male</u> (2000)	606	203,981
<i>Percent of all <u>Females</u> 65+ who are in Nursing Homes (2000)</i>	<i>7.9%</i>	<i>6.6%</i>
<i>Percent of all <u>Males</u> 65+ who are in Nursing Homes (2000)</i>	<i>8.3%</i>	<i>3.1%</i>
<u>Nursing Homes</u>		
Number of Persons 65+ who are in Nursing Homes (2000)	113	26,198
<i>Percent of all Persons 65+ who are in Nursing Homes (2000)</i>	<i>8.0%</i>	<i>5.2%</i>
Number of Persons 65+ <u>in Nursing Homes</u> who are <u>Female</u> (2000)	63	19,922
Number of Persons 65+ <u>in Nursing Homes</u> who are <u>Male</u> (2000)	50	6,276
<i>Percent of Persons <u>in Nursing Homes</u> ages 65+ who are <u>Female</u> (2000)</i>	<i>55.8%</i>	<i>76.0%</i>
<i>Percent of Persons <u>in Nursing Homes</u> ages 65+ who are <u>Male</u> (2000)</i>	<i>44.2%</i>	<i>24.0%</i>

These data were downloaded from the Census Bureau at

<http://factfinder.census.gov/>

You can also find Census 2000 data at the Kentucky State Data Center website


<http://cbpa.louisville.edu/ksdc/>

SEED (Social and Economic Education for Development) is a program of the Kentucky Cooperative Extension Service at the University of Kentucky. Faculty draw on the resources of the Social and Natural Resources Information Laboratory and professional contacts at the University of Kentucky, other agencies, and community programs throughout the country. For more information contact your local Cooperative Extension office or Dr. Richard C. Maurer, SEED, 500 Garrigus Building, University of Kentucky, Lexington, KY 40546 or call (859) 257-7582.

*Educational programs of the Kentucky Cooperative Extension Service serve all people regardless of race, color, age, sex, religion, disability, or national origin.*



KENTUCKY: BY THE NUMBERS  
~ Aging and Nursing Homes ~



Marion County

Sam Quick, Julie N. Zimmerman, Nicole Breazeale, and Peter Hesseldenz  
Rural and Economic Development Programs, Rural Sociology

University of Kentucky, College of Agriculture

October, 2001

While those living in nursing homes make up an important segment of Kentucky's 65+ population, their location reflects more *where nursing homes are located* rather than where they are needed. This data sheet is one of four which provides information on aging from the 2000 Census. Access to these county data sheets, along with a wide range of aging-related information, can be found online at

<http://www.ca.uky.edu/fcs/aging>.

"Kentucky: By the Numbers" provides county level data on a variety of topics.

The entire series is available at <http://www.ca.uky.edu/snarl>.

<u>Population</u>	<u>County</u>	<u>State</u>
Number of all Persons 65+ (2000)	2,339	504,793
Number of all Persons 65+ who are <u>Female</u> (2000)	1,456	300,812
Number of all Persons 65+ who are <u>Male</u> (2000)	883	203,981
<i>Percent of all <u>Females</u> 65+ who are in Nursing Homes (2000)</i>	<i>12.2%</i>	<i>6.6%</i>
<i>Percent of all <u>Males</u> 65+ who are in Nursing Homes (2000)</i>	<i>3.6%</i>	<i>3.1%</i>
<u>Nursing Homes</u>		
Number of Persons 65+ who are in Nursing Homes (2000)	210	26,198
<i>Percent of all Persons 65+ who are in Nursing Homes (2000)</i>	<i>9.0%</i>	<i>5.2%</i>
Number of Persons 65+ <u>in Nursing Homes</u> who are <u>Female</u> (2000)	178	19,922
Number of Persons 65+ <u>in Nursing Homes</u> who are <u>Male</u> (2000)	32	6,276
<i>Percent of Persons <u>in Nursing Homes</u> ages 65+ who are <u>Female</u> (2000)</i>	<i>84.8%</i>	<i>76.0%</i>
<i>Percent of Persons <u>in Nursing Homes</u> ages 65+ who are <u>Male</u> (2000)</i>	<i>15.2%</i>	<i>24.0%</i>

These data were downloaded from the Census Bureau at

<http://factfinder.census.gov/>

You can also find Census 2000 data at the Kentucky State Data Center website


<http://cbpa.louisville.edu/ksdc/>

SEED (Social and Economic Education for Development) is a program of the Kentucky Cooperative Extension Service at the University of Kentucky. Faculty draw on the resources of the Social and Natural Resources Information Laboratory and professional contacts at the University of Kentucky, other agencies, and community programs throughout the country. For more information contact your local Cooperative Extension office or Dr. Richard C. Maurer, SEED, 500 Garrigus Building, University of Kentucky, Lexington, KY 40546 or call (859) 257-7582.

*Educational programs of the Kentucky Cooperative Extension Service serve all people regardless of race, color, age, sex, religion, disability, or national origin.*



KENTUCKY: BY THE NUMBERS  
~ Aging and Nursing Homes ~



Marshall County

Sam Quick, Julie N. Zimmerman, Nicole Breazeale, and Peter Hesseldenz  
Rural and Economic Development Programs, Rural Sociology

University of Kentucky, College of Agriculture

October, 2001

While those living in nursing homes make up an important segment of Kentucky's 65+ population, their location reflects more *where nursing homes are located* rather than where they are needed. This data sheet is one of four which provides information on aging from the 2000 Census. Access to these county data sheets, along with a wide range of aging-related information, can be found online at

<http://www.ca.uky.edu/fcs/aging>.

"Kentucky: By the Numbers" provides county level data on a variety of topics.

The entire series is available at <http://www.ca.uky.edu/snarl>.

<u>Population</u>	<u>County</u>	<u>State</u>
Number of all Persons 65+ (2000)	5,271	504,793
Number of all Persons 65+ who are <u>Female</u> (2000)	2,971	300,812
Number of all Persons 65+ who are <u>Male</u> (2000)	2,300	203,981
<i>Percent of all <u>Females</u> 65+ who are in Nursing Homes (2000)</i>	<i>9.4%</i>	<i>6.6%</i>
<i>Percent of all <u>Males</u> 65+ who are in Nursing Homes (2000)</i>	<i>2.8%</i>	<i>3.1%</i>
<u>Nursing Homes</u>		
Number of Persons 65+ who are in Nursing Homes (2000)	344	26,198
<i>Percent of all Persons 65+ who are in Nursing Homes (2000)</i>	<i>6.5%</i>	<i>5.2%</i>
Number of Persons 65+ <u>in Nursing Homes</u> who are <u>Female</u> (2000)	279	19,922
Number of Persons 65+ <u>in Nursing Homes</u> who are <u>Male</u> (2000)	65	6,276
<i>Percent of Persons <u>in Nursing Homes</u> ages 65+ who are <u>Female</u> (2000)</i>	<i>81.1%</i>	<i>76.0%</i>
<i>Percent of Persons <u>in Nursing Homes</u> ages 65+ who are <u>Male</u> (2000)</i>	<i>18.9%</i>	<i>24.0%</i>

These data were downloaded from the Census Bureau at

<http://factfinder.census.gov/>

You can also find Census 2000 data at the Kentucky State Data Center website


<http://cbpa.louisville.edu/ksdc/>

SEED (Social and Economic Education for Development) is a program of the Kentucky Cooperative Extension Service at the University of Kentucky. Faculty draw on the resources of the Social and Natural Resources Information Laboratory and professional contacts at the University of Kentucky, other agencies, and community programs throughout the country. For more information contact your local Cooperative Extension office or Dr. Richard C. Maurer, SEED, 500 Garrigus Building, University of Kentucky, Lexington, KY 40546 or call (859) 257-7582.

*Educational programs of the Kentucky Cooperative Extension Service serve all people regardless of race, color, age, sex, religion, disability, or national origin.*



KENTUCKY: BY THE NUMBERS  
~ Aging and Nursing Homes ~



Martin County

Sam Quick, Julie N. Zimmerman, Nicole Breazeale, and Peter Hesseldenz  
Rural and Economic Development Programs, Rural Sociology

University of Kentucky, College of Agriculture

October, 2001

While those living in nursing homes make up an important segment of Kentucky's 65+ population, their location reflects more *where nursing homes are located* rather than where they are needed. This data sheet is one of four which provides information on aging from the 2000 Census. Access to these county data sheets, along with a wide range of aging-related information, can be found online at

<http://www.ca.uky.edu/fcs/aging>.

"Kentucky: By the Numbers" provides county level data on a variety of topics.

The entire series is available at <http://www.ca.uky.edu/snarl>.

<u>Population</u>	<u>County</u>	<u>State</u>
Number of all Persons 65+ (2000)	1,225	504,793
Number of all Persons 65+ who are <u>Female</u> (2000)	708	300,812
Number of all Persons 65+ who are <u>Male</u> (2000)	517	203,981
<i>Percent of all <u>Females</u> 65+ who are in Nursing Homes (2000)</i>	<i>0.0%</i>	<i>6.6%</i>
<i>Percent of all <u>Males</u> 65+ who are in Nursing Homes (2000)</i>	<i>0.0%</i>	<i>3.1%</i>
<u>Nursing Homes</u>		
Number of Persons 65+ who are in Nursing Homes (2000)	0	26,198
<i>Percent of all Persons 65+ who are in Nursing Homes (2000)</i>	<i>0.0%</i>	<i>5.2%</i>
Number of Persons 65+ <u>in Nursing Homes</u> who are <u>Female</u> (2000)	0	19,922
Number of Persons 65+ <u>in Nursing Homes</u> who are <u>Male</u> (2000)	0	6,276
<i>Percent of Persons <u>in Nursing Homes</u> ages 65+ who are <u>Female</u> (2000)</i>	<i>0.0%</i>	<i>76.0%</i>
<i>Percent of Persons <u>in Nursing Homes</u> ages 65+ who are <u>Male</u> (2000)</i>	<i>0.0%</i>	<i>24.0%</i>

These data were downloaded from the Census Bureau at

<http://factfinder.census.gov/>

You can also find Census 2000 data at the Kentucky State Data Center website

<http://cbpa.louisville.edu/ksdc/>


SEED (Social and Economic Education for Development) is a program of the Kentucky Cooperative Extension Service at the University of Kentucky. Faculty draw on the resources of the Social and Natural Resources Information Laboratory and professional contacts at the University of Kentucky, other agencies, and community programs throughout the country. For more information contact your local Cooperative Extension office or Dr. Richard C. Maurer, SEED, 500 Garrigus Building, University of Kentucky, Lexington, KY 40546 or call (859) 257-7582.

*Educational programs of the Kentucky Cooperative Extension Service serve all people regardless of race, color, age, sex, religion, disability, or national origin.*



# KENTUCKY: BY THE NUMBERS

## ~ Aging and Nursing Homes ~



### Mason County

Sam Quick, Julie N. Zimmerman, Nicole Breazeale, and Peter Hesseldenz  
Rural and Economic Development Programs, Rural Sociology

University of Kentucky, College of Agriculture

October, 2001

While those living in nursing homes make up an important segment of Kentucky's 65+ population, their location reflects more *where nursing homes are located* rather than where they are needed. This data sheet is one of four which provides information on aging from the 2000 Census. Access to these county data sheets, along with a wide range of aging-related information, can be found online at

<http://www.ca.uky.edu/fcs/aging>.

"Kentucky: By the Numbers" provides county level data on a variety of topics.

The entire series is available at <http://www.ca.uky.edu/snarl>.

<u>Population</u>	<u>County</u>	<u>State</u>
Number of all Persons 65+ (2000)	2,604	504,793
Number of all Persons 65+ who are <u>Female</u> (2000)	1,554	300,812
Number of all Persons 65+ who are <u>Male</u> (2000)	1,050	203,981
<i>Percent of all <u>Females</u> 65+ who are in Nursing Homes (2000)</i>	<i>8.2%</i>	<i>6.6%</i>
<i>Percent of all <u>Males</u> 65+ who are in Nursing Homes (2000)</i>	<i>3.7%</i>	<i>3.1%</i>
<u>Nursing Homes</u>		
Number of Persons 65+ who are in Nursing Homes (2000)	167	26,198
<i>Percent of all Persons 65+ who are in Nursing Homes (2000)</i>	<i>6.4%</i>	<i>5.2%</i>
Number of Persons 65+ <u>in Nursing Homes</u> who are <u>Female</u> (2000)	128	19,922
Number of Persons 65+ <u>in Nursing Homes</u> who are <u>Male</u> (2000)	39	6,276
<i>Percent of Persons <u>in Nursing Homes</u> ages 65+ who are <u>Female</u> (2000)</i>	<i>76.6%</i>	<i>76.0%</i>
<i>Percent of Persons <u>in Nursing Homes</u> ages 65+ who are <u>Male</u> (2000)</i>	<i>23.4%</i>	<i>24.0%</i>

These data were downloaded from the Census Bureau at

<http://factfinder.census.gov/>

You can also find Census 2000 data at the Kentucky State Data Center website


<http://cbpa.louisville.edu/ksdc/>

**SEED (Social and Economic Education for Development)** is a program of the Kentucky Cooperative Extension Service at the University of Kentucky. Faculty draw on the resources of the Social and Natural Resources Information Laboratory and professional contacts at the University of Kentucky, other agencies, and community programs throughout the country. For more information contact your local Cooperative Extension office or Dr. Richard C. Maurer, SEED, 500 Garrigus Building, University of Kentucky, Lexington, KY 40546 or call (859) 257-7582.

*Educational programs of the Kentucky Cooperative Extension Service serve all people regardless of race, color, age, sex, religion, disability, or national origin.*



KENTUCKY: BY THE NUMBERS  
~ Aging and Nursing Homes ~



Meade County

Sam Quick, Julie N. Zimmerman, Nicole Breazeale, and Peter Hesseldenz  
Rural and Economic Development Programs, Rural Sociology

University of Kentucky, College of Agriculture

October, 2001

While those living in nursing homes make up an important segment of Kentucky's 65+ population, their location reflects more *where nursing homes are located* rather than where they are needed. This data sheet is one of four which provides information on aging from the 2000 Census. Access to these county data sheets, along with a wide range of aging-related information, can be found online at

<http://www.ca.uky.edu/fcs/aging>.

"Kentucky: By the Numbers" provides county level data on a variety of topics.

The entire series is available at <http://www.ca.uky.edu/snarl>.

<u>Population</u>	<u>County</u>	<u>State</u>
Number of all Persons 65+ (2000)	2,139	504,793
Number of all Persons 65+ who are <u>Female</u> (2000)	1,176	300,812
Number of all Persons 65+ who are <u>Male</u> (2000)	963	203,981
<i>Percent of all <u>Females</u> 65+ who are in Nursing Homes (2000)</i>	<i>3.3%</i>	<i>6.6%</i>
<i>Percent of all <u>Males</u> 65+ who are in Nursing Homes (2000)</i>	<i>1.6%</i>	<i>3.1%</i>
<u>Nursing Homes</u>		
Number of Persons 65+ who are in Nursing Homes (2000)	54	26,198
<i>Percent of all Persons 65+ who are in Nursing Homes (2000)</i>	<i>2.5%</i>	<i>5.2%</i>
Number of Persons 65+ <u>in Nursing Homes</u> who are <u>Female</u> (2000)	39	19,922
Number of Persons 65+ <u>in Nursing Homes</u> who are <u>Male</u> (2000)	15	6,276
<i>Percent of Persons <u>in Nursing Homes</u> ages 65+ who are <u>Female</u> (2000)</i>	<i>72.2%</i>	<i>76.0%</i>
<i>Percent of Persons <u>in Nursing Homes</u> ages 65+ who are <u>Male</u> (2000)</i>	<i>27.8%</i>	<i>24.0%</i>

These data were downloaded from the Census Bureau at

<http://factfinder.census.gov/>

You can also find Census 2000 data at the Kentucky State Data Center website

<http://cbpa.louisville.edu/ksdc/>

SEED (Social and Economic Education for Development) is a program of the Kentucky Cooperative Extension Service at the University of Kentucky. Faculty draw on the resources of the Social and Natural Resources Information Laboratory and professional contacts at the University of Kentucky, other agencies, and community programs throughout the country. For more information contact your local Cooperative Extension office or Dr. Richard C. Maurer, SEED, 500 Garrigus Building, University of Kentucky, Lexington, KY 40546 or call (859) 257-7582.

*Educational programs of the Kentucky Cooperative Extension Service serve all people regardless of race, color, age, sex, religion, disability, or national origin.*



KENTUCKY: BY THE NUMBERS  
~ Aging and Nursing Homes ~



Menifee County

Sam Quick, Julie N. Zimmerman, Nicole Breazeale, and Peter Hesseldenz  
Rural and Economic Development Programs, Rural Sociology

University of Kentucky, College of Agriculture

October, 2001

While those living in nursing homes make up an important segment of Kentucky's 65+ population, their location reflects more *where nursing homes are located* rather than where they are needed. This data sheet is one of four which provides information on aging from the 2000 Census. Access to these county data sheets, along with a wide range of aging-related information, can be found online at

<http://www.ca.uky.edu/fcs/aging>.

"Kentucky: By the Numbers" provides county level data on a variety of topics.

The entire series is available at <http://www.ca.uky.edu/snarl>.

<u>Population</u>	<u>County</u>	<u>State</u>
Number of all Persons 65+ (2000)	772	504,793
Number of all Persons 65+ who are <u>Female</u> (2000)	423	300,812
Number of all Persons 65+ who are <u>Male</u> (2000)	349	203,981
<i>Percent of all <u>Females</u> 65+ who are in Nursing Homes (2000)</i>	<i>11.3%</i>	<i>6.6%</i>
<i>Percent of all <u>Males</u> 65+ who are in Nursing Homes (2000)</i>	<i>4.0%</i>	<i>3.1%</i>
<u>Nursing Homes</u>		
Number of Persons 65+ who are in Nursing Homes (2000)	62	26,198
<i>Percent of all Persons 65+ who are in Nursing Homes (2000)</i>	<i>8.0%</i>	<i>5.2%</i>
Number of Persons 65+ <u>in Nursing Homes</u> who are <u>Female</u> (2000)	48	19,922
Number of Persons 65+ <u>in Nursing Homes</u> who are <u>Male</u> (2000)	14	6,276
<i>Percent of Persons <u>in Nursing Homes</u> ages 65+ who are <u>Female</u> (2000)</i>	<i>77.4%</i>	<i>76.0%</i>
<i>Percent of Persons <u>in Nursing Homes</u> ages 65+ who are <u>Male</u> (2000)</i>	<i>22.6%</i>	<i>24.0%</i>

These data were downloaded from the Census Bureau at

<http://factfinder.census.gov/>

You can also find Census 2000 data at the Kentucky State Data Center website

<http://cbpa.louisville.edu/ksdc/>

SEED (Social and Economic Education for Development) is a program of the Kentucky Cooperative Extension Service at the University of Kentucky. Faculty draw on the resources of the Social and Natural Resources Information Laboratory and professional contacts at the University of Kentucky, other agencies, and community programs throughout the country. For more information contact your local Cooperative Extension office or Dr. Richard C. Maurer, SEED, 500 Garrigus Building, University of Kentucky, Lexington, KY 40546 or call (859) 257-7582.

*Educational programs of the Kentucky Cooperative Extension Service serve all people regardless of race, color, age, sex, religion, disability, or national origin.*





KENTUCKY: BY THE NUMBERS  
~ Aging and Nursing Homes ~



Mercer County

Sam Quick, Julie N. Zimmerman, Nicole Breazeale, and Peter Hesseldenz  
Rural and Economic Development Programs, Rural Sociology

University of Kentucky, College of Agriculture

October, 2001

While those living in nursing homes make up an important segment of Kentucky's 65+ population, their location reflects more *where nursing homes are located* rather than where they are needed. This data sheet is one of four which provides information on aging from the 2000 Census. Access to these county data sheets, along with a wide range of aging-related information, can be found online at

<http://www.ca.uky.edu/fcs/aging>.

"Kentucky: By the Numbers" provides county level data on a variety of topics.

The entire series is available at <http://www.ca.uky.edu/snarl>.

<u>Population</u>	<u>County</u>	<u>State</u>
Number of all Persons 65+ (2000)	3,037	504,793
Number of all Persons 65+ who are <u>Female</u> (2000)	1,832	300,812
Number of all Persons 65+ who are <u>Male</u> (2000)	1,205	203,981
<i>Percent of all <u>Females</u> 65+ who are in Nursing Homes (2000)</i>	<i>4.3%</i>	<i>6.6%</i>
<i>Percent of all <u>Males</u> 65+ who are in Nursing Homes (2000)</i>	<i>2.3%</i>	<i>3.1%</i>
<u>Nursing Homes</u>		
Number of Persons 65+ who are in Nursing Homes (2000)	107	26,198
<i>Percent of all Persons 65+ who are in Nursing Homes (2000)</i>	<i>3.5%</i>	<i>5.2%</i>
Number of Persons 65+ <u>in Nursing Homes</u> who are <u>Female</u> (2000)	79	19,922
Number of Persons 65+ <u>in Nursing Homes</u> who are <u>Male</u> (2000)	28	6,276
<i>Percent of Persons <u>in Nursing Homes</u> ages 65+ who are <u>Female</u> (2000)</i>	<i>73.8%</i>	<i>76.0%</i>
<i>Percent of Persons <u>in Nursing Homes</u> ages 65+ who are <u>Male</u> (2000)</i>	<i>26.2%</i>	<i>24.0%</i>

These data were downloaded from the Census Bureau at

<http://factfinder.census.gov/>

You can also find Census 2000 data at the Kentucky State Data Center website

<http://cbpa.louisville.edu/ksdc/>

SEED (Social and Economic Education for Development) is a program of the Kentucky Cooperative Extension Service at the University of Kentucky. Faculty draw on the resources of the Social and Natural Resources Information Laboratory and professional contacts at the University of Kentucky, other agencies, and community programs throughout the country. For more information contact your local Cooperative Extension office or Dr. Richard C. Maurer, SEED, 500 Garrigus Building, University of Kentucky, Lexington, KY 40546 or call (859) 257-7582.

*Educational programs of the Kentucky Cooperative Extension Service serve all people regardless of race, color, age, sex, religion, disability, or national origin.*



KENTUCKY: BY THE NUMBERS  
~ Aging and Nursing Homes ~



Metcalfe County

Sam Quick, Julie N. Zimmerman, Nicole Breazeale, and Peter Hesseldenz  
Rural and Economic Development Programs, Rural Sociology

University of Kentucky, College of Agriculture

October, 2001

While those living in nursing homes make up an important segment of Kentucky's 65+ population, their location reflects more *where nursing homes are located* rather than where they are needed. This data sheet is one of four which provides information on aging from the 2000 Census. Access to these county data sheets, along with a wide range of aging-related information, can be found online at

<http://www.ca.uky.edu/fcs/aging>.

"Kentucky: By the Numbers" provides county level data on a variety of topics.

The entire series is available at <http://www.ca.uky.edu/snarl>.

<u>Population</u>	<u>County</u>	<u>State</u>
Number of all Persons 65+ (2000)	1,509	504,793
Number of all Persons 65+ who are <u>Female</u> (2000)	872	300,812
Number of all Persons 65+ who are <u>Male</u> (2000)	637	203,981
<i>Percent of all <u>Females</u> 65+ who are in Nursing Homes (2000)</i>	<i>8.3%</i>	<i>6.6%</i>
<i>Percent of all <u>Males</u> 65+ who are in Nursing Homes (2000)</i>	<i>2.8%</i>	<i>3.1%</i>
<u>Nursing Homes</u>		
Number of Persons 65+ who are in Nursing Homes (2000)	90	26,198
<i>Percent of all Persons 65+ who are in Nursing Homes (2000)</i>	<i>6.0%</i>	<i>5.2%</i>
Number of Persons 65+ <u>in Nursing Homes</u> who are <u>Female</u> (2000)	72	19,922
Number of Persons 65+ <u>in Nursing Homes</u> who are <u>Male</u> (2000)	18	6,276
<i>Percent of Persons <u>in Nursing Homes</u> ages 65+ who are <u>Female</u> (2000)</i>	<i>80.0%</i>	<i>76.0%</i>
<i>Percent of Persons <u>in Nursing Homes</u> ages 65+ who are <u>Male</u> (2000)</i>	<i>20.0%</i>	<i>24.0%</i>

These data were downloaded from the Census Bureau at

<http://factfinder.census.gov/>

You can also find Census 2000 data at the Kentucky State Data Center website

<http://cbpa.louisville.edu/ksdc/>

SEED (Social and Economic Education for Development) is a program of the Kentucky Cooperative Extension Service at the University of Kentucky. Faculty draw on the resources of the Social and Natural Resources Information Laboratory and professional contacts at the University of Kentucky, other agencies, and community programs throughout the country. For more information contact your local Cooperative Extension office or Dr. Richard C. Maurer, SEED, 500 Garrigus Building, University of Kentucky, Lexington, KY 40546 or call (859) 257-7582.

*Educational programs of the Kentucky Cooperative Extension Service serve all people regardless of race, color, age, sex, religion, disability, or national origin.*



KENTUCKY: BY THE NUMBERS  
~ Aging and Nursing Homes ~



Monroe County

Sam Quick, Julie N. Zimmerman, Nicole Breazeale, and Peter Hesseldenz  
Rural and Economic Development Programs, Rural Sociology

University of Kentucky, College of Agriculture

October, 2001

While those living in nursing homes make up an important segment of Kentucky's 65+ population, their location reflects more *where nursing homes are located* rather than where they are needed. This data sheet is one of four which provides information on aging from the 2000 Census. Access to these county data sheets, along with a wide range of aging-related information, can be found online at

<http://www.ca.uky.edu/fcs/aging>.

"Kentucky: By the Numbers" provides county level data on a variety of topics.

The entire series is available at <http://www.ca.uky.edu/snarl>.

<u>Population</u>	<u>County</u>	<u>State</u>
Number of all Persons 65+ (2000)	1,796	504,793
Number of all Persons 65+ who are <u>Female</u> (2000)	1,082	300,812
Number of all Persons 65+ who are <u>Male</u> (2000)	714	203,981
<i>Percent of all <u>Females</u> 65+ who are in Nursing Homes (2000)</i>	<i>7.5%</i>	<i>6.6%</i>
<i>Percent of all <u>Males</u> 65+ who are in Nursing Homes (2000)</i>	<i>3.9%</i>	<i>3.1%</i>
<u>Nursing Homes</u>		
Number of Persons 65+ who are in Nursing Homes (2000)	109	26,198
<i>Percent of all Persons 65+ who are in Nursing Homes (2000)</i>	<i>6.1%</i>	<i>5.2%</i>
Number of Persons 65+ <u>in Nursing Homes</u> who are <u>Female</u> (2000)	81	19,922
Number of Persons 65+ <u>in Nursing Homes</u> who are <u>Male</u> (2000)	28	6,276
<i>Percent of Persons <u>in Nursing Homes</u> ages 65+ who are <u>Female</u> (2000)</i>	<i>74.3%</i>	<i>76.0%</i>
<i>Percent of Persons <u>in Nursing Homes</u> ages 65+ who are <u>Male</u> (2000)</i>	<i>25.7%</i>	<i>24.0%</i>

These data were downloaded from the Census Bureau at

<http://factfinder.census.gov/>

You can also find Census 2000 data at the Kentucky State Data Center website


<http://cbpa.louisville.edu/ksdc/>

SEED (Social and Economic Education for Development) is a program of the Kentucky Cooperative Extension Service at the University of Kentucky. Faculty draw on the resources of the Social and Natural Resources Information Laboratory and professional contacts at the University of Kentucky, other agencies, and community programs throughout the country. For more information contact your local Cooperative Extension office or Dr. Richard C. Maurer, SEED, 500 Garrigus Building, University of Kentucky, Lexington, KY 40546 or call (859) 257-7582.

*Educational programs of the Kentucky Cooperative Extension Service serve all people regardless of race, color, age, sex, religion, disability, or national origin.*



KENTUCKY: BY THE NUMBERS  
~ Aging and Nursing Homes ~



Montgomery County

Sam Quick, Julie N. Zimmerman, Nicole Breazeale, and Peter Hesseldenz  
Rural and Economic Development Programs, Rural Sociology

University of Kentucky, College of Agriculture

October, 2001

While those living in nursing homes make up an important segment of Kentucky's 65+ population, their location reflects more *where nursing homes are located* rather than where they are needed. This data sheet is one of four which provides information on aging from the 2000 Census. Access to these county data sheets, along with a wide range of aging-related information, can be found online at

<http://www.ca.uky.edu/fcs/aging>.

"Kentucky: By the Numbers" provides county level data on a variety of topics.

The entire series is available at <http://www.ca.uky.edu/snarl>.

<u>Population</u>	<u>County</u>	<u>State</u>
Number of all Persons 65+ (2000)	2,900	504,793
Number of all Persons 65+ who are <u>Female</u> (2000)	1,724	300,812
Number of all Persons 65+ who are <u>Male</u> (2000)	1,176	203,981
<i>Percent of all <u>Females</u> 65+ who are in Nursing Homes (2000)</i>	<i>7.9%</i>	<i>6.6%</i>
<i>Percent of all <u>Males</u> 65+ who are in Nursing Homes (2000)</i>	<i>3.0%</i>	<i>3.1%</i>
<u>Nursing Homes</u>		
Number of Persons 65+ who are in Nursing Homes (2000)	171	26,198
<i>Percent of all Persons 65+ who are in Nursing Homes (2000)</i>	<i>5.9%</i>	<i>5.2%</i>
Number of Persons 65+ <u>in Nursing Homes</u> who are <u>Female</u> (2000)	136	19,922
Number of Persons 65+ <u>in Nursing Homes</u> who are <u>Male</u> (2000)	35	6,276
<i>Percent of Persons <u>in Nursing Homes</u> ages 65+ who are <u>Female</u> (2000)</i>	<i>79.5%</i>	<i>76.0%</i>
<i>Percent of Persons <u>in Nursing Homes</u> ages 65+ who are <u>Male</u> (2000)</i>	<i>20.5%</i>	<i>24.0%</i>

These data were downloaded from the Census Bureau at

<http://factfinder.census.gov/>

You can also find Census 2000 data at the Kentucky State Data Center website


<http://cbpa.louisville.edu/ksdc/>

SEED (Social and Economic Education for Development) is a program of the Kentucky Cooperative Extension Service at the University of Kentucky. Faculty draw on the resources of the Social and Natural Resources Information Laboratory and professional contacts at the University of Kentucky, other agencies, and community programs throughout the country. For more information contact your local Cooperative Extension office or Dr. Richard C. Maurer, SEED, 500 Garrigus Building, University of Kentucky, Lexington, KY 40546 or call (859) 257-7582.

*Educational programs of the Kentucky Cooperative Extension Service serve all people regardless of race, color, age, sex, religion, disability, or national origin.*



KENTUCKY: BY THE NUMBERS  
~ Aging and Nursing Homes ~



Morgan County

Sam Quick, Julie N. Zimmerman, Nicole Breazeale, and Peter Hesseldenz  
Rural and Economic Development Programs, Rural Sociology

University of Kentucky, College of Agriculture

October, 2001

While those living in nursing homes make up an important segment of Kentucky's 65+ population, their location reflects more *where nursing homes are located* rather than where they are needed. This data sheet is one of four which provides information on aging from the 2000 Census. Access to these county data sheets, along with a wide range of aging-related information, can be found online at

<http://www.ca.uky.edu/fcs/aging>.

"Kentucky: By the Numbers" provides county level data on a variety of topics.

The entire series is available at <http://www.ca.uky.edu/snarl>.

<u>Population</u>	<u>County</u>	<u>State</u>
Number of all Persons 65+ (2000)	1,643	504,793
Number of all Persons 65+ who are <u>Female</u> (2000)	918	300,812
Number of all Persons 65+ who are <u>Male</u> (2000)	725	203,981
<i>Percent of all <u>Females</u> 65+ who are in Nursing Homes (2000)</i>	<i>6.1%</i>	<i>6.6%</i>
<i>Percent of all <u>Males</u> 65+ who are in Nursing Homes (2000)</i>	<i>2.6%</i>	<i>3.1%</i>
<u>Nursing Homes</u>		
Number of Persons 65+ who are in Nursing Homes (2000)	75	26,198
<i>Percent of all Persons 65+ who are in Nursing Homes (2000)</i>	<i>4.6%</i>	<i>5.2%</i>
Number of Persons 65+ <u>in Nursing Homes</u> who are <u>Female</u> (2000)	56	19,922
Number of Persons 65+ <u>in Nursing Homes</u> who are <u>Male</u> (2000)	19	6,276
<i>Percent of Persons <u>in Nursing Homes</u> ages 65+ who are <u>Female</u> (2000)</i>	<i>74.7%</i>	<i>76.0%</i>
<i>Percent of Persons <u>in Nursing Homes</u> ages 65+ who are <u>Male</u> (2000)</i>	<i>25.3%</i>	<i>24.0%</i>

These data were downloaded from the Census Bureau at

<http://factfinder.census.gov/>

You can also find Census 2000 data at the Kentucky State Data Center website

<http://cbpa.louisville.edu/ksdc/>


SEED (Social and Economic Education for Development) is a program of the Kentucky Cooperative Extension Service at the University of Kentucky. Faculty draw on the resources of the Social and Natural Resources Information Laboratory and professional contacts at the University of Kentucky, other agencies, and community programs throughout the country. For more information contact your local Cooperative Extension office or Dr. Richard C. Maurer, SEED, 500 Garrigus Building, University of Kentucky, Lexington, KY 40546 or call (859) 257-7582.

*Educational programs of the Kentucky Cooperative Extension Service serve all people regardless of race, color, age, sex, religion, disability, or national origin.*



# KENTUCKY: BY THE NUMBERS

## ~ Aging and Nursing Homes ~



### Muhlenberg County

Sam Quick, Julie N. Zimmerman, Nicole Breazeale, and Peter Hesseldenz  
Rural and Economic Development Programs, Rural Sociology

University of Kentucky, College of Agriculture

October, 2001

While those living in nursing homes make up an important segment of Kentucky's 65+ population, their location reflects more *where nursing homes are located* rather than where they are needed. This data sheet is one of four which provides information on aging from the 2000 Census. Access to these county data sheets, along with a wide range of aging-related information, can be found online at

<http://www.ca.uky.edu/fcs/aging>.

"Kentucky: By the Numbers" provides county level data on a variety of topics.

The entire series is available at <http://www.ca.uky.edu/snarl>.

<u>Population</u>	<u>County</u>	<u>State</u>
Number of all Persons 65+ (2000)	4,926	504,793
Number of all Persons 65+ who are <u>Female</u> (2000)	2,953	300,812
Number of all Persons 65+ who are <u>Male</u> (2000)	1,973	203,981
<i>Percent of all <u>Females</u> 65+ who are in Nursing Homes (2000)</i>	<i>7.5%</i>	<i>6.6%</i>
<i>Percent of all <u>Males</u> 65+ who are in Nursing Homes (2000)</i>	<i>4.0%</i>	<i>3.1%</i>
<u>Nursing Homes</u>		
Number of Persons 65+ who are in Nursing Homes (2000)	300	26,198
<i>Percent of all Persons 65+ who are in Nursing Homes (2000)</i>	<i>6.1%</i>	<i>5.2%</i>
Number of Persons 65+ <u>in Nursing Homes</u> who are <u>Female</u> (2000)	221	19,922
Number of Persons 65+ <u>in Nursing Homes</u> who are <u>Male</u> (2000)	79	6,276
<i>Percent of Persons <u>in Nursing Homes</u> ages 65+ who are <u>Female</u> (2000)</i>	<i>73.7%</i>	<i>76.0%</i>
<i>Percent of Persons <u>in Nursing Homes</u> ages 65+ who are <u>Male</u> (2000)</i>	<i>26.3%</i>	<i>24.0%</i>

These data were downloaded from the Census Bureau at

<http://factfinder.census.gov/>

You can also find Census 2000 data at the Kentucky State Data Center website

<http://cbpa.louisville.edu/ksdc/>

**SEED (Social and Economic Education for Development)** is a program of the Kentucky Cooperative Extension Service at the University of Kentucky. Faculty draw on the resources of the Social and Natural Resources Information Laboratory and professional contacts at the University of Kentucky, other agencies, and community programs throughout the country. For more information contact your local Cooperative Extension office or Dr. Richard C. Maurer, SEED, 500 Garrigus Building, University of Kentucky, Lexington, KY 40546 or call (859) 257-7582.

*Educational programs of the Kentucky Cooperative Extension Service serve all people regardless of race, color, age, sex, religion, disability, or national origin.*

