




KENTUCKY: BY THE NUMBERS
~ Aging and Nursing Homes ~



Daviess County

Sam Quick, Julie N. Zimmerman, Nicole Breazeale, and Peter Hesseldenz
Rural and Economic Development Programs, Rural Sociology

University of Kentucky, College of Agriculture

October, 2001

While those living in nursing homes make up an important segment of Kentucky's 65+ population, their location reflects more *where nursing homes are located* rather than where they are needed. This data sheet is one of four which provides information on aging from the 2000 Census. Access to these county data sheets, along with a wide range of aging-related information, can be found online at

<http://www.ca.uky.edu/fcs/aging>.

"Kentucky: By the Numbers" provides county level data on a variety of topics.

The entire series is available at <http://www.ca.uky.edu/snarl>.

<u>Population</u>	<u>County</u>	<u>State</u>
Number of all Persons 65+ (2000)	12,643	504,793
Number of all Persons 65+ who are <u>Female</u> (2000)	7,788	300,812
Number of all Persons 65+ who are <u>Male</u> (2000)	4,855	203,981
<i>Percent of all <u>Females</u> 65+ who are in Nursing Homes (2000)</i>	<i>8.0%</i>	<i>6.6%</i>
<i>Percent of all <u>Males</u> 65+ who are in Nursing Homes (2000)</i>	<i>3.5%</i>	<i>3.1%</i>
<u>Nursing Homes</u>		
Number of Persons 65+ who are in Nursing Homes (2000)	788	26,198
<i>Percent of all Persons 65+ who are in Nursing Homes (2000)</i>	<i>6.2%</i>	<i>5.2%</i>
Number of Persons 65+ <u>in Nursing Homes</u> who are <u>Female</u> (2000)	620	19,922
Number of Persons 65+ <u>in Nursing Homes</u> who are <u>Male</u> (2000)	168	6,276
<i>Percent of Persons <u>in Nursing Homes</u> ages 65+ who are <u>Female</u> (2000)</i>	<i>78.7%</i>	<i>76.0%</i>
<i>Percent of Persons <u>in Nursing Homes</u> ages 65+ who are <u>Male</u> (2000)</i>	<i>21.3%</i>	<i>24.0%</i>

These data were downloaded from the Census Bureau at

<http://factfinder.census.gov/>

You can also find Census 2000 data at the Kentucky State Data Center website

<http://cbpa.louisville.edu/ksdc/>

SEED (Social and Economic Education for Development) is a program of the Kentucky Cooperative Extension Service at the University of Kentucky. Faculty draw on the resources of the Social and Natural Resources Information Laboratory and professional contacts at the University of Kentucky, other agencies, and community programs throughout the country. For more information contact your local Cooperative Extension office or Dr. Richard C. Maurer, SEED, 500 Garrigus Building, University of Kentucky, Lexington, KY 40546 or call (859) 257-7582.

Educational programs of the Kentucky Cooperative Extension Service serve all people regardless of race, color, age, sex, religion, disability, or national origin.



KENTUCKY: BY THE NUMBERS
~ Aging and Nursing Homes ~



Edmonson County

Sam Quick, Julie N. Zimmerman, Nicole Breazeale, and Peter Hesseldenz
Rural and Economic Development Programs, Rural Sociology

University of Kentucky, College of Agriculture

October, 2001

While those living in nursing homes make up an important segment of Kentucky's 65+ population, their location reflects more *where nursing homes are located* rather than where they are needed. This data sheet is one of four which provides information on aging from the 2000 Census. Access to these county data sheets, along with a wide range of aging-related information, can be found online at

<http://www.ca.uky.edu/fcs/aging>.

"Kentucky: By the Numbers" provides county level data on a variety of topics.

The entire series is available at <http://www.ca.uky.edu/snarl>.

<u>Population</u>	<u>County</u>	<u>State</u>
Number of all Persons 65+ (2000)	1,675	504,793
Number of all Persons 65+ who are <u>Female</u> (2000)	937	300,812
Number of all Persons 65+ who are <u>Male</u> (2000)	738	203,981
<i>Percent of all <u>Females</u> 65+ who are in Nursing Homes (2000)</i>	<i>6.7%</i>	<i>6.6%</i>
<i>Percent of all <u>Males</u> 65+ who are in Nursing Homes (2000)</i>	<i>2.3%</i>	<i>3.1%</i>
<u>Nursing Homes</u>		
Number of Persons 65+ who are in Nursing Homes (2000)	80	26,198
<i>Percent of all Persons 65+ who are in Nursing Homes (2000)</i>	<i>4.8%</i>	<i>5.2%</i>
Number of Persons 65+ <u>in Nursing Homes</u> who are <u>Female</u> (2000)	63	19,922
Number of Persons 65+ <u>in Nursing Homes</u> who are <u>Male</u> (2000)	17	6,276
<i>Percent of Persons <u>in Nursing Homes</u> ages 65+ who are <u>Female</u> (2000)</i>	<i>78.8%</i>	<i>76.0%</i>
<i>Percent of Persons <u>in Nursing Homes</u> ages 65+ who are <u>Male</u> (2000)</i>	<i>21.3%</i>	<i>24.0%</i>

These data were downloaded from the Census Bureau at

<http://factfinder.census.gov/>

You can also find Census 2000 data at the Kentucky State Data Center website


<http://cbpa.louisville.edu/ksdc/>

SEED (Social and Economic Education for Development) is a program of the Kentucky Cooperative Extension Service at the University of Kentucky. Faculty draw on the resources of the Social and Natural Resources Information Laboratory and professional contacts at the University of Kentucky, other agencies, and community programs throughout the country. For more information contact your local Cooperative Extension office or Dr. Richard C. Maurer, SEED, 500 Garrigus Building, University of Kentucky, Lexington, KY 40546 or call (859) 257-7582.

Educational programs of the Kentucky Cooperative Extension Service serve all people regardless of race, color, age, sex, religion, disability, or national origin.



KENTUCKY: BY THE NUMBERS ~ Aging and Nursing Homes ~



Elliott County

Sam Quick, Julie N. Zimmerman, Nicole Breazeale, and Peter Hesseldenz
Rural and Economic Development Programs, Rural Sociology

University of Kentucky, College of Agriculture

October, 2001

While those living in nursing homes make up an important segment of Kentucky's 65+ population, their location reflects more *where nursing homes are located* rather than where they are needed. This data sheet is one of four which provides information on aging from the 2000 Census. Access to these county data sheets, along with a wide range of aging-related information, can be found online at

<http://www.ca.uky.edu/fcs/aging>.

"Kentucky: By the Numbers" provides county level data on a variety of topics.

The entire series is available at <http://www.ca.uky.edu/snarl>.

<u>Population</u>	<u>County</u>	<u>State</u>
Number of all Persons 65+ (2000)	901	504,793
Number of all Persons 65+ who are <u>Female</u> (2000)	532	300,812
Number of all Persons 65+ who are <u>Male</u> (2000)	369	203,981
<i>Percent of all <u>Females</u> 65+ who are in Nursing Homes (2000)</i>	<i>8.3%</i>	<i>6.6%</i>
<i>Percent of all <u>Males</u> 65+ who are in Nursing Homes (2000)</i>	<i>2.7%</i>	<i>3.1%</i>
<u>Nursing Homes</u>		
Number of Persons 65+ who are in Nursing Homes (2000)	54	26,198
<i>Percent of all Persons 65+ who are in Nursing Homes (2000)</i>	<i>6.0%</i>	<i>5.2%</i>
Number of Persons 65+ <u>in Nursing Homes</u> who are <u>Female</u> (2000)	44	19,922
Number of Persons 65+ <u>in Nursing Homes</u> who are <u>Male</u> (2000)	10	6,276
<i>Percent of Persons <u>in Nursing Homes</u> ages 65+ who are <u>Female</u> (2000)</i>	<i>81.5%</i>	<i>76.0%</i>
<i>Percent of Persons <u>in Nursing Homes</u> ages 65+ who are <u>Male</u> (2000)</i>	<i>18.5%</i>	<i>24.0%</i>

These data were downloaded from the Census Bureau at

<http://factfinder.census.gov/>

You can also find Census 2000 data at the Kentucky State Data Center website

<http://cbpa.louisville.edu/ksdc/>


SEED (Social and Economic Education for Development) is a program of the Kentucky Cooperative Extension Service at the University of Kentucky. Faculty draw on the resources of the Social and Natural Resources Information Laboratory and professional contacts at the University of Kentucky, other agencies, and community programs throughout the country. For more information contact your local Cooperative Extension office or Dr. Richard C. Maurer, SEED, 500 Garrigus Building, University of Kentucky, Lexington, KY 40546 or call (859) 257-7582.

Educational programs of the Kentucky Cooperative Extension Service serve all people regardless of race, color, age, sex, religion, disability, or national origin.



KENTUCKY: BY THE NUMBERS

~ Aging and Nursing Homes ~



Estill County

Sam Quick, Julie N. Zimmerman, Nicole Breazeale, and Peter Hesseldenz
Rural and Economic Development Programs, Rural Sociology

University of Kentucky, College of Agriculture

October, 2001

While those living in nursing homes make up an important segment of Kentucky's 65+ population, their location reflects more *where nursing homes are located* rather than where they are needed. This data sheet is one of four which provides information on aging from the 2000 Census. Access to these county data sheets, along with a wide range of aging-related information, can be found online at

<http://www.ca.uky.edu/fcs/aging>.

"Kentucky: By the Numbers" provides county level data on a variety of topics.

The entire series is available at **<http://www.ca.uky.edu/snarl>**.

<u>Population</u>	<u>County</u>	<u>State</u>
Number of all Persons 65+ (2000)	2,062	504,793
Number of all Persons 65+ who are <u>Female</u> (2000)	1,204	300,812
Number of all Persons 65+ who are <u>Male</u> (2000)	858	203,981
<i>Percent of all <u>Females</u> 65+ who are in Nursing Homes (2000)</i>	<i>6.0%</i>	<i>6.6%</i>
<i>Percent of all <u>Males</u> 65+ who are in Nursing Homes (2000)</i>	<i>2.0%</i>	<i>3.1%</i>
<u>Nursing Homes</u>		
Number of Persons 65+ who are in Nursing Homes (2000)	89	26,198
<i>Percent of all Persons 65+ who are in Nursing Homes (2000)</i>	<i>4.3%</i>	<i>5.2%</i>
Number of Persons 65+ <u>in Nursing Homes</u> who are <u>Female</u> (2000)	72	19,922
Number of Persons 65+ <u>in Nursing Homes</u> who are <u>Male</u> (2000)	17	6,276
<i>Percent of Persons <u>in Nursing Homes</u> ages 65+ who are <u>Female</u> (2000)</i>	<i>80.9%</i>	<i>76.0%</i>
<i>Percent of Persons <u>in Nursing Homes</u> ages 65+ who are <u>Male</u> (2000)</i>	<i>19.1%</i>	<i>24.0%</i>

These data were downloaded from the Census Bureau at

<http://factfinder.census.gov/>

You can also find Census 2000 data at the Kentucky State Data Center website

<http://cbpa.louisville.edu/ksdc/>

SEED (Social and Economic Education for Development) is a program of the Kentucky Cooperative Extension Service at the University of Kentucky. Faculty draw on the resources of the Social and Natural Resources Information Laboratory and professional contacts at the University of Kentucky, other agencies, and community programs throughout the country. For more information contact your local Cooperative Extension office or Dr. Richard C. Maurer, SEED, 500 Garrigus Building, University of Kentucky, Lexington, KY 40546 or call (859) 257-7582.

Educational programs of the Kentucky Cooperative Extension Service serve all people regardless of race, color, age, sex, religion, disability, or national origin.



KENTUCKY: BY THE NUMBERS
~ Aging and Nursing Homes ~



Fayette County

Sam Quick, Julie N. Zimmerman, Nicole Breazeale, and Peter Hesseldenz
Rural and Economic Development Programs, Rural Sociology

University of Kentucky, College of Agriculture

October, 2001

While those living in nursing homes make up an important segment of Kentucky's 65+ population, their location reflects more *where nursing homes are located* rather than where they are needed. This data sheet is one of four which provides information on aging from the 2000 Census. Access to these county data sheets, along with a wide range of aging-related information, can be found online at

<http://www.ca.uky.edu/fcs/aging>.

"Kentucky: By the Numbers" provides county level data on a variety of topics.

The entire series is available at <http://www.ca.uky.edu/snarl>.

<u>Population</u>	<u>County</u>	<u>State</u>
Number of all Persons 65+ (2000)	26,174	504,793
Number of all Persons 65+ who are <u>Female</u> (2000)	15,921	300,812
Number of all Persons 65+ who are <u>Male</u> (2000)	10,253	203,981
<i>Percent of all <u>Females</u> 65+ who are in Nursing Homes (2000)</i>	<i>6.3%</i>	<i>6.6%</i>
<i>Percent of all <u>Males</u> 65+ who are in Nursing Homes (2000)</i>	<i>2.9%</i>	<i>3.1%</i>
<u>Nursing Homes</u>		
Number of Persons 65+ who are in Nursing Homes (2000)	1,307	26,198
<i>Percent of all Persons 65+ who are in Nursing Homes (2000)</i>	<i>5.0%</i>	<i>5.2%</i>
Number of Persons 65+ <u>in Nursing Homes</u> who are <u>Female</u> (2000)	1,007	19,922
Number of Persons 65+ <u>in Nursing Homes</u> who are <u>Male</u> (2000)	300	6,276
<i>Percent of Persons <u>in Nursing Homes</u> ages 65+ who are <u>Female</u> (2000)</i>	<i>77.0%</i>	<i>76.0%</i>
<i>Percent of Persons <u>in Nursing Homes</u> ages 65+ who are <u>Male</u> (2000)</i>	<i>23.0%</i>	<i>24.0%</i>

These data were downloaded from the Census Bureau at

<http://factfinder.census.gov/>

You can also find Census 2000 data at the Kentucky State Data Center website

<http://cbpa.louisville.edu/ksdc/>


SEED (Social and Economic Education for Development) is a program of the Kentucky Cooperative Extension Service at the University of Kentucky. Faculty draw on the resources of the Social and Natural Resources Information Laboratory and professional contacts at the University of Kentucky, other agencies, and community programs throughout the country. For more information contact your local Cooperative Extension office or Dr. Richard C. Maurer, SEED, 500 Garrigus Building, University of Kentucky, Lexington, KY 40546 or call (859) 257-7582.

Educational programs of the Kentucky Cooperative Extension Service serve all people regardless of race, color, age, sex, religion, disability, or national origin.



KENTUCKY: BY THE NUMBERS

~ Aging and Nursing Homes ~



Fleming County

Sam Quick, Julie N. Zimmerman, Nicole Breazeale, and Peter Hesseldenz
Rural and Economic Development Programs, Rural Sociology

University of Kentucky, College of Agriculture

October, 2001

While those living in nursing homes make up an important segment of Kentucky's 65+ population, their location reflects more *where nursing homes are located* rather than where they are needed. This data sheet is one of four which provides information on aging from the 2000 Census. Access to these county data sheets, along with a wide range of aging-related information, can be found online at

<http://www.ca.uky.edu/fcs/aging>.

"Kentucky: By the Numbers" provides county level data on a variety of topics.

The entire series is available at **<http://www.ca.uky.edu/snarl>**.

<u>Population</u>	<u>County</u>	<u>State</u>
Number of all Persons 65+ (2000)	1,845	504,793
Number of all Persons 65+ who are <u>Female</u> (2000)	1,102	300,812
Number of all Persons 65+ who are <u>Male</u> (2000)	743	203,981
<i>Percent of all <u>Females</u> 65+ who are in Nursing Homes (2000)</i>	<i>6.6%</i>	<i>6.6%</i>
<i>Percent of all <u>Males</u> 65+ who are in Nursing Homes (2000)</i>	<i>3.1%</i>	<i>3.1%</i>
<u>Nursing Homes</u>		
Number of Persons 65+ who are in Nursing Homes (2000)	96	26,198
<i>Percent of all Persons 65+ who are in Nursing Homes (2000)</i>	<i>5.2%</i>	<i>5.2%</i>
Number of Persons 65+ <u>in Nursing Homes</u> who are <u>Female</u> (2000)	73	19,922
Number of Persons 65+ <u>in Nursing Homes</u> who are <u>Male</u> (2000)	23	6,276
<i>Percent of Persons <u>in Nursing Homes</u> ages 65+ who are <u>Female</u> (2000)</i>	<i>76.0%</i>	<i>76.0%</i>
<i>Percent of Persons <u>in Nursing Homes</u> ages 65+ who are <u>Male</u> (2000)</i>	<i>24.0%</i>	<i>24.0%</i>

These data were downloaded from the Census Bureau at

<http://factfinder.census.gov/>

You can also find Census 2000 data at the Kentucky State Data Center website


<http://cbpa.louisville.edu/ksdc/>

SEED (Social and Economic Education for Development) is a program of the Kentucky Cooperative Extension Service at the University of Kentucky. Faculty draw on the resources of the Social and Natural Resources Information Laboratory and professional contacts at the University of Kentucky, other agencies, and community programs throughout the country. For more information contact your local Cooperative Extension office or Dr. Richard C. Maurer, SEED, 500 Garrigus Building, University of Kentucky, Lexington, KY 40546 or call (859) 257-7582.

Educational programs of the Kentucky Cooperative Extension Service serve all people regardless of race, color, age, sex, religion, disability, or national origin.



KENTUCKY: BY THE NUMBERS
~ Aging and Nursing Homes ~



Floyd County

Sam Quick, Julie N. Zimmerman, Nicole Breazeale, and Peter Hesseldenz
Rural and Economic Development Programs, Rural Sociology

University of Kentucky, College of Agriculture

October, 2001

While those living in nursing homes make up an important segment of Kentucky's 65+ population, their location reflects more *where nursing homes are located* rather than where they are needed. This data sheet is one of four which provides information on aging from the 2000 Census. Access to these county data sheets, along with a wide range of aging-related information, can be found online at

<http://www.ca.uky.edu/fcs/aging>.

"Kentucky: By the Numbers" provides county level data on a variety of topics.

The entire series is available at <http://www.ca.uky.edu/snarl>.

<u>Population</u>	<u>County</u>	<u>State</u>
Number of all Persons 65+ (2000)	5,169	504,793
Number of all Persons 65+ who are <u>Female</u> (2000)	3,055	300,812
Number of all Persons 65+ who are <u>Male</u> (2000)	2,114	203,981
<i>Percent of all <u>Females</u> 65+ who are in Nursing Homes (2000)</i>	4.0%	6.6%
<i>Percent of all <u>Males</u> 65+ who are in Nursing Homes (2000)</i>	1.8%	3.1%
<u>Nursing Homes</u>		
Number of Persons 65+ who are in Nursing Homes (2000)	161	26,198
<i>Percent of all Persons 65+ who are in Nursing Homes (2000)</i>	3.1%	5.2%
Number of Persons 65+ <u>in Nursing Homes</u> who are <u>Female</u> (2000)	122	19,922
Number of Persons 65+ <u>in Nursing Homes</u> who are <u>Male</u> (2000)	39	6,276
<i>Percent of Persons <u>in Nursing Homes</u> ages 65+ who are <u>Female</u> (2000)</i>	75.8%	76.0%
<i>Percent of Persons <u>in Nursing Homes</u> ages 65+ who are <u>Male</u> (2000)</i>	24.2%	24.0%

These data were downloaded from the Census Bureau at

<http://factfinder.census.gov/>

You can also find Census 2000 data at the Kentucky State Data Center website

<http://cbpa.louisville.edu/ksdc/>

SEED (Social and Economic Education for Development) is a program of the Kentucky Cooperative Extension Service at the University of Kentucky. Faculty draw on the resources of the Social and Natural Resources Information Laboratory and professional contacts at the University of Kentucky, other agencies, and community programs throughout the country. For more information contact your local Cooperative Extension office or Dr. Richard C. Maurer, SEED, 500 Garrigus Building, University of Kentucky, Lexington, KY 40546 or call (859) 257-7582.

Educational programs of the Kentucky Cooperative Extension Service serve all people regardless of race, color, age, sex, religion, disability, or national origin.



KENTUCKY: BY THE NUMBERS
~ Aging and Nursing Homes ~



Franklin County

Sam Quick, Julie N. Zimmerman, Nicole Breazeale, and Peter Hesseldenz
Rural and Economic Development Programs, Rural Sociology

University of Kentucky, College of Agriculture

October, 2001

While those living in nursing homes make up an important segment of Kentucky's 65+ population, their location reflects more *where nursing homes are located* rather than where they are needed. This data sheet is one of four which provides information on aging from the 2000 Census. Access to these county data sheets, along with a wide range of aging-related information, can be found online at

<http://www.ca.uky.edu/fcs/aging>.

"Kentucky: By the Numbers" provides county level data on a variety of topics.

The entire series is available at <http://www.ca.uky.edu/snarl>.

<u>Population</u>	<u>County</u>	<u>State</u>
Number of all Persons 65+ (2000)	5,885	504,793
Number of all Persons 65+ who are <u>Female</u> (2000)	3,558	300,812
Number of all Persons 65+ who are <u>Male</u> (2000)	2,327	203,981
<i>Percent of all <u>Females</u> 65+ who are in Nursing Homes (2000)</i>	<i>1.9%</i>	<i>6.6%</i>
<i>Percent of all <u>Males</u> 65+ who are in Nursing Homes (2000)</i>	<i>0.9%</i>	<i>3.1%</i>
<u>Nursing Homes</u>		
Number of Persons 65+ who are in Nursing Homes (2000)	87	26,198
<i>Percent of all Persons 65+ who are in Nursing Homes (2000)</i>	<i>1.5%</i>	<i>5.2%</i>
Number of Persons 65+ <u>in Nursing Homes</u> who are <u>Female</u> (2000)	66	19,922
Number of Persons 65+ <u>in Nursing Homes</u> who are <u>Male</u> (2000)	21	6,276
<i>Percent of Persons <u>in Nursing Homes</u> ages 65+ who are <u>Female</u> (2000)</i>	<i>75.9%</i>	<i>76.0%</i>
<i>Percent of Persons <u>in Nursing Homes</u> ages 65+ who are <u>Male</u> (2000)</i>	<i>24.1%</i>	<i>24.0%</i>

These data were downloaded from the Census Bureau at

<http://factfinder.census.gov/>

You can also find Census 2000 data at the Kentucky State Data Center website


<http://cbpa.louisville.edu/ksdc/>

SEED (Social and Economic Education for Development) is a program of the Kentucky Cooperative Extension Service at the University of Kentucky. Faculty draw on the resources of the Social and Natural Resources Information Laboratory and professional contacts at the University of Kentucky, other agencies, and community programs throughout the country. For more information contact your local Cooperative Extension office or Dr. Richard C. Maurer, SEED, 500 Garrigus Building, University of Kentucky, Lexington, KY 40546 or call (859) 257-7582.

Educational programs of the Kentucky Cooperative Extension Service serve all people regardless of race, color, age, sex, religion, disability, or national origin.



KENTUCKY: BY THE NUMBERS
~ Aging and Nursing Homes ~



Fulton County

Sam Quick, Julie N. Zimmerman, Nicole Breazeale, and Peter Hesseldenz
Rural and Economic Development Programs, Rural Sociology

University of Kentucky, College of Agriculture

October, 2001

While those living in nursing homes make up an important segment of Kentucky's 65+ population, their location reflects more *where nursing homes are located* rather than where they are needed. This data sheet is one of four which provides information on aging from the 2000 Census. Access to these county data sheets, along with a wide range of aging-related information, can be found online at

<http://www.ca.uky.edu/fcs/aging>.

"Kentucky: By the Numbers" provides county level data on a variety of topics.

The entire series is available at <http://www.ca.uky.edu/snarl>.

<u>Population</u>	<u>County</u>	<u>State</u>
Number of all Persons 65+ (2000)	1,360	504,793
Number of all Persons 65+ who are <u>Female</u> (2000)	847	300,812
Number of all Persons 65+ who are <u>Male</u> (2000)	513	203,981
<i>Percent of all <u>Females</u> 65+ who are in Nursing Homes (2000)</i>	<i>4.8%</i>	<i>6.6%</i>
<i>Percent of all <u>Males</u> 65+ who are in Nursing Homes (2000)</i>	<i>3.3%</i>	<i>3.1%</i>
<u>Nursing Homes</u>		
Number of Persons 65+ who are in Nursing Homes (2000)	58	26,198
<i>Percent of all Persons 65+ who are in Nursing Homes (2000)</i>	<i>4.3%</i>	<i>5.2%</i>
Number of Persons 65+ <u>in Nursing Homes</u> who are <u>Female</u> (2000)	41	19,922
Number of Persons 65+ <u>in Nursing Homes</u> who are <u>Male</u> (2000)	17	6,276
<i>Percent of Persons <u>in Nursing Homes</u> ages 65+ who are <u>Female</u> (2000)</i>	<i>70.7%</i>	<i>76.0%</i>
<i>Percent of Persons <u>in Nursing Homes</u> ages 65+ who are <u>Male</u> (2000)</i>	<i>29.3%</i>	<i>24.0%</i>

These data were downloaded from the Census Bureau at

<http://factfinder.census.gov/>

You can also find Census 2000 data at the Kentucky State Data Center website

<http://cbpa.louisville.edu/ksdc/>

SEED (Social and Economic Education for Development) is a program of the Kentucky Cooperative Extension Service at the University of Kentucky. Faculty draw on the resources of the Social and Natural Resources Information Laboratory and professional contacts at the University of Kentucky, other agencies, and community programs throughout the country. For more information contact your local Cooperative Extension office or Dr. Richard C. Maurer, SEED, 500 Garrigus Building, University of Kentucky, Lexington, KY 40546 or call (859) 257-7582.

Educational programs of the Kentucky Cooperative Extension Service serve all people regardless of race, color, age, sex, religion, disability, or national origin.



KENTUCKY: BY THE NUMBERS
~ Aging and Nursing Homes ~



Gallatin County

Sam Quick, Julie N. Zimmerman, Nicole Breazeale, and Peter Hesseldenz
Rural and Economic Development Programs, Rural Sociology

University of Kentucky, College of Agriculture

October, 2001

While those living in nursing homes make up an important segment of Kentucky's 65+ population, their location reflects more *where nursing homes are located* rather than where they are needed. This data sheet is one of four which provides information on aging from the 2000 Census. Access to these county data sheets, along with a wide range of aging-related information, can be found online at

<http://www.ca.uky.edu/fcs/aging>.

"Kentucky: By the Numbers" provides county level data on a variety of topics.

The entire series is available at <http://www.ca.uky.edu/snarl>.

<u>Population</u>	<u>County</u>	<u>State</u>
Number of all Persons 65+ (2000)	810	504,793
Number of all Persons 65+ who are <u>Female</u> (2000)	472	300,812
Number of all Persons 65+ who are <u>Male</u> (2000)	338	203,981
<i>Percent of all <u>Females</u> 65+ who are in Nursing Homes (2000)</i>	<i>14.8%</i>	<i>6.6%</i>
<i>Percent of all <u>Males</u> 65+ who are in Nursing Homes (2000)</i>	<i>8.0%</i>	<i>3.1%</i>
<u>Nursing Homes</u>		
Number of Persons 65+ who are in Nursing Homes (2000)	97	26,198
<i>Percent of all Persons 65+ who are in Nursing Homes (2000)</i>	<i>12.0%</i>	<i>5.2%</i>
Number of Persons 65+ <u>in Nursing Homes</u> who are <u>Female</u> (2000)	70	19,922
Number of Persons 65+ <u>in Nursing Homes</u> who are <u>Male</u> (2000)	27	6,276
<i>Percent of Persons <u>in Nursing Homes</u> ages 65+ who are <u>Female</u> (2000)</i>	<i>72.2%</i>	<i>76.0%</i>
<i>Percent of Persons <u>in Nursing Homes</u> ages 65+ who are <u>Male</u> (2000)</i>	<i>27.8%</i>	<i>24.0%</i>

These data were downloaded from the Census Bureau at

<http://factfinder.census.gov/>

You can also find Census 2000 data at the Kentucky State Data Center website

<http://cbpa.louisville.edu/ksdc/>

SEED (Social and Economic Education for Development) is a program of the Kentucky Cooperative Extension Service at the University of Kentucky. Faculty draw on the resources of the Social and Natural Resources Information Laboratory and professional contacts at the University of Kentucky, other agencies, and community programs throughout the country. For more information contact your local Cooperative Extension office or Dr. Richard C. Maurer, SEED, 500 Garrigus Building, University of Kentucky, Lexington, KY 40546 or call (859) 257-7582.

Educational programs of the Kentucky Cooperative Extension Service serve all people regardless of race, color, age, sex, religion, disability, or national origin.



KENTUCKY: BY THE NUMBERS
~ Aging and Nursing Homes ~



Garrard County

Sam Quick, Julie N. Zimmerman, Nicole Breazeale, and Peter Hesseldenz
Rural and Economic Development Programs, Rural Sociology

University of Kentucky, College of Agriculture

October, 2001

While those living in nursing homes make up an important segment of Kentucky's 65+ population, their location reflects more *where nursing homes are located* rather than where they are needed. This data sheet is one of four which provides information on aging from the 2000 Census. Access to these county data sheets, along with a wide range of aging-related information, can be found online at

<http://www.ca.uky.edu/fcs/aging>.

"Kentucky: By the Numbers" provides county level data on a variety of topics.

The entire series is available at <http://www.ca.uky.edu/snarl>.

<u>Population</u>	<u>County</u>	<u>State</u>
Number of all Persons 65+ (2000)	1,929	504,793
Number of all Persons 65+ who are <u>Female</u> (2000)	1,104	300,812
Number of all Persons 65+ who are <u>Male</u> (2000)	825	203,981
<i>Percent of all <u>Females</u> 65+ who are in Nursing Homes (2000)</i>	<i>7.0%</i>	<i>6.6%</i>
<i>Percent of all <u>Males</u> 65+ who are in Nursing Homes (2000)</i>	<i>1.3%</i>	<i>3.1%</i>
<u>Nursing Homes</u>		
Number of Persons 65+ who are in Nursing Homes (2000)	88	26,198
<i>Percent of all Persons 65+ who are in Nursing Homes (2000)</i>	<i>4.6%</i>	<i>5.2%</i>
Number of Persons 65+ <u>in Nursing Homes</u> who are <u>Female</u> (2000)	77	19,922
Number of Persons 65+ <u>in Nursing Homes</u> who are <u>Male</u> (2000)	11	6,276
<i>Percent of Persons <u>in Nursing Homes</u> ages 65+ who are <u>Female</u> (2000)</i>	<i>87.5%</i>	<i>76.0%</i>
<i>Percent of Persons <u>in Nursing Homes</u> ages 65+ who are <u>Male</u> (2000)</i>	<i>12.5%</i>	<i>24.0%</i>

These data were downloaded from the Census Bureau at

<http://factfinder.census.gov/>

You can also find Census 2000 data at the Kentucky State Data Center website


<http://cbpa.louisville.edu/ksdc/>

SEED (Social and Economic Education for Development) is a program of the Kentucky Cooperative Extension Service at the University of Kentucky. Faculty draw on the resources of the Social and Natural Resources Information Laboratory and professional contacts at the University of Kentucky, other agencies, and community programs throughout the country. For more information contact your local Cooperative Extension office or Dr. Richard C. Maurer, SEED, 500 Garrigus Building, University of Kentucky, Lexington, KY 40546 or call (859) 257-7582.

Educational programs of the Kentucky Cooperative Extension Service serve all people regardless of race, color, age, sex, religion, disability, or national origin.



KENTUCKY: BY THE NUMBERS
~ Aging and Nursing Homes ~



Grant County

Sam Quick, Julie N. Zimmerman, Nicole Breazeale, and Peter Hesseldenz
Rural and Economic Development Programs, Rural Sociology

University of Kentucky, College of Agriculture

October, 2001

While those living in nursing homes make up an important segment of Kentucky's 65+ population, their location reflects more *where nursing homes are located* rather than where they are needed. This data sheet is one of four which provides information on aging from the 2000 Census. Access to these county data sheets, along with a wide range of aging-related information, can be found online at

<http://www.ca.uky.edu/fcs/aging>.

"Kentucky: By the Numbers" provides county level data on a variety of topics.

The entire series is available at <http://www.ca.uky.edu/snarl>.

<u>Population</u>	<u>County</u>	<u>State</u>
Number of all Persons 65+ (2000)	2,137	504,793
Number of all Persons 65+ who are <u>Female</u> (2000)	1,249	300,812
Number of all Persons 65+ who are <u>Male</u> (2000)	888	203,981
<i>Percent of all <u>Females</u> 65+ who are in Nursing Homes (2000)</i>	<i>7.3%</i>	<i>6.6%</i>
<i>Percent of all <u>Males</u> 65+ who are in Nursing Homes (2000)</i>	<i>2.9%</i>	<i>3.1%</i>
<u>Nursing Homes</u>		
Number of Persons 65+ who are in Nursing Homes (2000)	117	26,198
<i>Percent of all Persons 65+ who are in Nursing Homes (2000)</i>	<i>5.5%</i>	<i>5.2%</i>
Number of Persons 65+ <u>in Nursing Homes</u> who are <u>Female</u> (2000)	91	19,922
Number of Persons 65+ <u>in Nursing Homes</u> who are <u>Male</u> (2000)	26	6,276
<i>Percent of Persons <u>in Nursing Homes</u> ages 65+ who are <u>Female</u> (2000)</i>	<i>77.8%</i>	<i>76.0%</i>
<i>Percent of Persons <u>in Nursing Homes</u> ages 65+ who are <u>Male</u> (2000)</i>	<i>22.2%</i>	<i>24.0%</i>

These data were downloaded from the Census Bureau at

<http://factfinder.census.gov/>

You can also find Census 2000 data at the Kentucky State Data Center website

<http://cbpa.louisville.edu/ksdc/>

SEED (Social and Economic Education for Development) is a program of the Kentucky Cooperative Extension Service at the University of Kentucky. Faculty draw on the resources of the Social and Natural Resources Information Laboratory and professional contacts at the University of Kentucky, other agencies, and community programs throughout the country. For more information contact your local Cooperative Extension office or Dr. Richard C. Maurer, SEED, 500 Garrigus Building, University of Kentucky, Lexington, KY 40546 or call (859) 257-7582.

Educational programs of the Kentucky Cooperative Extension Service serve all people regardless of race, color, age, sex, religion, disability, or national origin.



KENTUCKY: BY THE NUMBERS
~ Aging and Nursing Homes ~



Graves County

Sam Quick, Julie N. Zimmerman, Nicole Breazeale, and Peter Hesseldenz
Rural and Economic Development Programs, Rural Sociology

University of Kentucky, College of Agriculture

October, 2001

While those living in nursing homes make up an important segment of Kentucky's 65+ population, their location reflects more *where nursing homes are located* rather than where they are needed. This data sheet is one of four which provides information on aging from the 2000 Census. Access to these county data sheets, along with a wide range of aging-related information, can be found online at

<http://www.ca.uky.edu/fcs/aging>.

"Kentucky: By the Numbers" provides county level data on a variety of topics.

The entire series is available at <http://www.ca.uky.edu/snarl>.

<u>Population</u>	<u>County</u>	<u>State</u>
Number of all Persons 65+ (2000)	5,958	504,793
Number of all Persons 65+ who are <u>Female</u> (2000)	3,580	300,812
Number of all Persons 65+ who are <u>Male</u> (2000)	2,378	203,981
<i>Percent of all <u>Females</u> 65+ who are in Nursing Homes (2000)</i>	6.9%	6.6%
<i>Percent of all <u>Males</u> 65+ who are in Nursing Homes (2000)</i>	3.0%	3.1%
<u>Nursing Homes</u>		
Number of Persons 65+ who are in Nursing Homes (2000)	320	26,198
<i>Percent of all Persons 65+ who are in Nursing Homes (2000)</i>	5.4%	5.2%
Number of Persons 65+ <u>in Nursing Homes</u> who are <u>Female</u> (2000)	248	19,922
Number of Persons 65+ <u>in Nursing Homes</u> who are <u>Male</u> (2000)	72	6,276
<i>Percent of Persons <u>in Nursing Homes</u> ages 65+ who are <u>Female</u> (2000)</i>	77.5%	76.0%
<i>Percent of Persons <u>in Nursing Homes</u> ages 65+ who are <u>Male</u> (2000)</i>	22.5%	24.0%

These data were downloaded from the Census Bureau at

<http://factfinder.census.gov/>

You can also find Census 2000 data at the Kentucky State Data Center website


<http://cbpa.louisville.edu/ksdc/>

SEED (Social and Economic Education for Development) is a program of the Kentucky Cooperative Extension Service at the University of Kentucky. Faculty draw on the resources of the Social and Natural Resources Information Laboratory and professional contacts at the University of Kentucky, other agencies, and community programs throughout the country. For more information contact your local Cooperative Extension office or Dr. Richard C. Maurer, SEED, 500 Garrigus Building, University of Kentucky, Lexington, KY 40546 or call (859) 257-7582.

Educational programs of the Kentucky Cooperative Extension Service serve all people regardless of race, color, age, sex, religion, disability, or national origin.



KENTUCKY: BY THE NUMBERS
~ Aging and Nursing Homes ~



Grayson County

Sam Quick, Julie N. Zimmerman, Nicole Breazeale, and Peter Hesseldenz
Rural and Economic Development Programs, Rural Sociology

University of Kentucky, College of Agriculture

October, 2001

While those living in nursing homes make up an important segment of Kentucky's 65+ population, their location reflects more *where nursing homes are located* rather than where they are needed. This data sheet is one of four which provides information on aging from the 2000 Census. Access to these county data sheets, along with a wide range of aging-related information, can be found online at

<http://www.ca.uky.edu/fcs/aging>.

"Kentucky: By the Numbers" provides county level data on a variety of topics.

The entire series is available at <http://www.ca.uky.edu/snarl>.

<u>Population</u>	<u>County</u>	<u>State</u>
Number of all Persons 65+ (2000)	3,372	504,793
Number of all Persons 65+ who are <u>Female</u> (2000)	1,859	300,812
Number of all Persons 65+ who are <u>Male</u> (2000)	1,513	203,981
<i>Percent of all <u>Females</u> 65+ who are in Nursing Homes (2000)</i>	<i>5.7%</i>	<i>6.6%</i>
<i>Percent of all <u>Males</u> 65+ who are in Nursing Homes (2000)</i>	<i>3.0%</i>	<i>3.1%</i>
<u>Nursing Homes</u>		
Number of Persons 65+ who are in Nursing Homes (2000)	152	26,198
<i>Percent of all Persons 65+ who are in Nursing Homes (2000)</i>	<i>4.5%</i>	<i>5.2%</i>
Number of Persons 65+ <u>in Nursing Homes</u> who are <u>Female</u> (2000)	106	19,922
Number of Persons 65+ <u>in Nursing Homes</u> who are <u>Male</u> (2000)	46	6,276
<i>Percent of Persons <u>in Nursing Homes</u> ages 65+ who are <u>Female</u> (2000)</i>	<i>69.7%</i>	<i>76.0%</i>
<i>Percent of Persons <u>in Nursing Homes</u> ages 65+ who are <u>Male</u> (2000)</i>	<i>30.3%</i>	<i>24.0%</i>

These data were downloaded from the Census Bureau at

<http://factfinder.census.gov/>

You can also find Census 2000 data at the Kentucky State Data Center website

<http://cbpa.louisville.edu/ksdc/>

SEED (Social and Economic Education for Development) is a program of the Kentucky Cooperative Extension Service at the University of Kentucky. Faculty draw on the resources of the Social and Natural Resources Information Laboratory and professional contacts at the University of Kentucky, other agencies, and community programs throughout the country. For more information contact your local Cooperative Extension office or Dr. Richard C. Maurer, SEED, 500 Garrigus Building, University of Kentucky, Lexington, KY 40546 or call (859) 257-7582.

Educational programs of the Kentucky Cooperative Extension Service serve all people regardless of race, color, age, sex, religion, disability, or national origin.



KENTUCKY: BY THE NUMBERS
 ~ Aging and Nursing Homes ~
Green County



Sam Quick, Julie N. Zimmerman, Nicole Breazeale, and Peter Hesseldenz
 Rural and Economic Development Programs, Rural Sociology

University of Kentucky, College of Agriculture

October, 2001

While those living in nursing homes make up an important segment of Kentucky's 65+ population, their location reflects more *where nursing homes are located* rather than where they are needed. This data sheet is one of four which provides information on aging from the 2000 Census. Access to these county data sheets, along with a wide range of aging-related information, can be found online at

<http://www.ca.uky.edu/fcs/aging>.

"Kentucky: By the Numbers" provides county level data on a variety of topics.
 The entire series is available at <http://www.ca.uky.edu/snarl>.

<u>Population</u>	<u>County</u>	<u>State</u>
Number of all Persons 65+ (2000)	1,952	504,793
Number of all Persons 65+ who are <u>Female</u> (2000)	1,142	300,812
Number of all Persons 65+ who are <u>Male</u> (2000)	810	203,981
<i>Percent of all <u>Females</u> 65+ who are in Nursing Homes (2000)</i>	<i>8.7%</i>	<i>6.6%</i>
<i>Percent of all <u>Males</u> 65+ who are in Nursing Homes (2000)</i>	<i>2.8%</i>	<i>3.1%</i>
<u>Nursing Homes</u>		
Number of Persons 65+ who are in Nursing Homes (2000)	122	26,198
<i>Percent of all Persons 65+ who are in Nursing Homes (2000)</i>	<i>6.3%</i>	<i>5.2%</i>
Number of Persons 65+ <u>in Nursing Homes</u> who are <u>Female</u> (2000)	99	19,922
Number of Persons 65+ <u>in Nursing Homes</u> who are <u>Male</u> (2000)	23	6,276
<i>Percent of Persons <u>in Nursing Homes</u> ages 65+ who are <u>Female</u> (2000)</i>	<i>81.1%</i>	<i>76.0%</i>
<i>Percent of Persons <u>in Nursing Homes</u> ages 65+ who are <u>Male</u> (2000)</i>	<i>18.9%</i>	<i>24.0%</i>

These data were downloaded from the Census Bureau at

<http://factfinder.census.gov/>

You can also find Census 2000 data at the Kentucky State Data Center website

<http://cbpa.louisville.edu/ksdc/>

SEED (Social and Economic Education for Development) is a program of the Kentucky Cooperative Extension Service at the University of Kentucky. Faculty draw on the resources of the Social and Natural Resources Information Laboratory and professional contacts at the University of Kentucky, other agencies, and community programs throughout the country. For more information contact your local Cooperative Extension office or Dr. Richard C. Maurer, SEED, 500 Garrigus Building, University of Kentucky, Lexington, KY 40546 or call (859) 257-7582.

Educational programs of the Kentucky Cooperative Extension Service serve all people regardless of race, color, age, sex, religion, disability, or national origin.



KENTUCKY: BY THE NUMBERS
~ Aging and Nursing Homes ~



Greenup County

Sam Quick, Julie N. Zimmerman, Nicole Breazeale, and Peter Hesseldenz
Rural and Economic Development Programs, Rural Sociology

University of Kentucky, College of Agriculture

October, 2001

While those living in nursing homes make up an important segment of Kentucky's 65+ population, their location reflects more *where nursing homes are located* rather than where they are needed. This data sheet is one of four which provides information on aging from the 2000 Census. Access to these county data sheets, along with a wide range of aging-related information, can be found online at

<http://www.ca.uky.edu/fcs/aging>.

"Kentucky: By the Numbers" provides county level data on a variety of topics.

The entire series is available at <http://www.ca.uky.edu/snarl>.

<u>Population</u>	<u>County</u>	<u>State</u>
Number of all Persons 65+ (2000)	5,389	504,793
Number of all Persons 65+ who are <u>Female</u> (2000)	3,135	300,812
Number of all Persons 65+ who are <u>Male</u> (2000)	2,254	203,981
<i>Percent of all <u>Females</u> 65+ who are in Nursing Homes (2000)</i>	<i>6.5%</i>	<i>6.6%</i>
<i>Percent of all <u>Males</u> 65+ who are in Nursing Homes (2000)</i>	<i>2.6%</i>	<i>3.1%</i>
<u>Nursing Homes</u>		
Number of Persons 65+ who are in Nursing Homes (2000)	263	26,198
<i>Percent of all Persons 65+ who are in Nursing Homes (2000)</i>	<i>4.9%</i>	<i>5.2%</i>
Number of Persons 65+ <u>in Nursing Homes</u> who are <u>Female</u> (2000)	204	19,922
Number of Persons 65+ <u>in Nursing Homes</u> who are <u>Male</u> (2000)	59	6,276
<i>Percent of Persons <u>in Nursing Homes</u> ages 65+ who are <u>Female</u> (2000)</i>	<i>77.6%</i>	<i>76.0%</i>
<i>Percent of Persons <u>in Nursing Homes</u> ages 65+ who are <u>Male</u> (2000)</i>	<i>22.4%</i>	<i>24.0%</i>

These data were downloaded from the Census Bureau at

<http://factfinder.census.gov/>

You can also find Census 2000 data at the Kentucky State Data Center website


<http://cbpa.louisville.edu/ksdc/>

SEED (Social and Economic Education for Development) is a program of the Kentucky Cooperative Extension Service at the University of Kentucky. Faculty draw on the resources of the Social and Natural Resources Information Laboratory and professional contacts at the University of Kentucky, other agencies, and community programs throughout the country. For more information contact your local Cooperative Extension office or Dr. Richard C. Maurer, SEED, 500 Garrigus Building, University of Kentucky, Lexington, KY 40546 or call (859) 257-7582.

Educational programs of the Kentucky Cooperative Extension Service serve all people regardless of race, color, age, sex, religion, disability, or national origin.



KENTUCKY: BY THE NUMBERS
~ Aging and Nursing Homes ~



Hancock County

Sam Quick, Julie N. Zimmerman, Nicole Breazeale, and Peter Hesseldenz
Rural and Economic Development Programs, Rural Sociology

University of Kentucky, College of Agriculture

October, 2001

While those living in nursing homes make up an important segment of Kentucky's 65+ population, their location reflects more *where nursing homes are located* rather than where they are needed. This data sheet is one of four which provides information on aging from the 2000 Census. Access to these county data sheets, along with a wide range of aging-related information, can be found online at

<http://www.ca.uky.edu/fcs/aging>.

"Kentucky: By the Numbers" provides county level data on a variety of topics.

The entire series is available at <http://www.ca.uky.edu/snarl>.

<u>Population</u>	<u>County</u>	<u>State</u>
Number of all Persons 65+ (2000)	921	504,793
Number of all Persons 65+ who are <u>Female</u> (2000)	537	300,812
Number of all Persons 65+ who are <u>Male</u> (2000)	384	203,981
<i>Percent of all <u>Females</u> 65+ who are in Nursing Homes (2000)</i>	<i>6.1%</i>	<i>6.6%</i>
<i>Percent of all <u>Males</u> 65+ who are in Nursing Homes (2000)</i>	<i>2.1%</i>	<i>3.1%</i>
<u>Nursing Homes</u>		
Number of Persons 65+ who are in Nursing Homes (2000)	41	26,198
<i>Percent of all Persons 65+ who are in Nursing Homes (2000)</i>	<i>4.5%</i>	<i>5.2%</i>
Number of Persons 65+ <u>in Nursing Homes</u> who are <u>Female</u> (2000)	33	19,922
Number of Persons 65+ <u>in Nursing Homes</u> who are <u>Male</u> (2000)	8	6,276
<i>Percent of Persons <u>in Nursing Homes</u> ages 65+ who are <u>Female</u> (2000)</i>	<i>80.5%</i>	<i>76.0%</i>
<i>Percent of Persons <u>in Nursing Homes</u> ages 65+ who are <u>Male</u> (2000)</i>	<i>19.5%</i>	<i>24.0%</i>

These data were downloaded from the Census Bureau at

<http://factfinder.census.gov/>

You can also find Census 2000 data at the Kentucky State Data Center website

<http://cbpa.louisville.edu/ksdc/>

SEED (Social and Economic Education for Development) is a program of the Kentucky Cooperative Extension Service at the University of Kentucky. Faculty draw on the resources of the Social and Natural Resources Information Laboratory and professional contacts at the University of Kentucky, other agencies, and community programs throughout the country. For more information contact your local Cooperative Extension office or Dr. Richard C. Maurer, SEED, 500 Garrigus Building, University of Kentucky, Lexington, KY 40546 or call (859) 257-7582.

Educational programs of the Kentucky Cooperative Extension Service serve all people regardless of race, color, age, sex, religion, disability, or national origin.



KENTUCKY: BY THE NUMBERS
~ Aging and Nursing Homes ~



Hardin County

Sam Quick, Julie N. Zimmerman, Nicole Breazeale, and Peter Hesseldenz
Rural and Economic Development Programs, Rural Sociology

University of Kentucky, College of Agriculture

October, 2001

While those living in nursing homes make up an important segment of Kentucky's 65+ population, their location reflects more *where nursing homes are located* rather than where they are needed. This data sheet is one of four which provides information on aging from the 2000 Census. Access to these county data sheets, along with a wide range of aging-related information, can be found online at

<http://www.ca.uky.edu/fcs/aging>.

"Kentucky: By the Numbers" provides county level data on a variety of topics.

The entire series is available at <http://www.ca.uky.edu/snarl>.

<u>Population</u>	<u>County</u>	<u>State</u>
Number of all Persons 65+ (2000)	9,094	504,793
Number of all Persons 65+ who are <u>Female</u> (2000)	5,326	300,812
Number of all Persons 65+ who are <u>Male</u> (2000)	3,768	203,981
<i>Percent of all <u>Females</u> 65+ who are in Nursing Homes (2000)</i>	5.9%	6.6%
<i>Percent of all <u>Males</u> 65+ who are in Nursing Homes (2000)</i>	2.5%	3.1%
<u>Nursing Homes</u>		
Number of Persons 65+ who are in Nursing Homes (2000)	410	26,198
<i>Percent of all Persons 65+ who are in Nursing Homes (2000)</i>	4.5%	5.2%
Number of Persons 65+ <u>in Nursing Homes</u> who are <u>Female</u> (2000)	315	19,922
Number of Persons 65+ <u>in Nursing Homes</u> who are <u>Male</u> (2000)	95	6,276
<i>Percent of Persons <u>in Nursing Homes</u> ages 65+ who are <u>Female</u> (2000)</i>	76.8%	76.0%
<i>Percent of Persons <u>in Nursing Homes</u> ages 65+ who are <u>Male</u> (2000)</i>	23.2%	24.0%

These data were downloaded from the Census Bureau at

<http://factfinder.census.gov/>

You can also find Census 2000 data at the Kentucky State Data Center website

<http://cbpa.louisville.edu/ksdc/>

SEED (Social and Economic Education for Development) is a program of the Kentucky Cooperative Extension Service at the University of Kentucky. Faculty draw on the resources of the Social and Natural Resources Information Laboratory and professional contacts at the University of Kentucky, other agencies, and community programs throughout the country. For more information contact your local Cooperative Extension office or Dr. Richard C. Maurer, SEED, 500 Garrigus Building, University of Kentucky, Lexington, KY 40546 or call (859) 257-7582.

Educational programs of the Kentucky Cooperative Extension Service serve all people regardless of race, color, age, sex, religion, disability, or national origin.



KENTUCKY: BY THE NUMBERS ~ Aging and Nursing Homes ~



Harlan County

Sam Quick, Julie N. Zimmerman, Nicole Breazeale, and Peter Hesseldenz
Rural and Economic Development Programs, Rural Sociology

University of Kentucky, College of Agriculture

October, 2001

While those living in nursing homes make up an important segment of Kentucky's 65+ population, their location reflects more *where nursing homes are located* rather than where they are needed. This data sheet is one of four which provides information on aging from the 2000 Census. Access to these county data sheets, along with a wide range of aging-related information, can be found online at

<http://www.ca.uky.edu/fcs/aging>.

"Kentucky: By the Numbers" provides county level data on a variety of topics.

The entire series is available at **<http://www.ca.uky.edu/snarl>**.

<u>Population</u>	<u>County</u>	<u>State</u>
Number of all Persons 65+ (2000)	4,629	504,793
Number of all Persons 65+ who are <u>Female</u> (2000)	2,836	300,812
Number of all Persons 65+ who are <u>Male</u> (2000)	1,793	203,981
<i>Percent of all <u>Females</u> 65+ who are in Nursing Homes (2000)</i>	<i>5.7%</i>	<i>6.6%</i>
<i>Percent of all <u>Males</u> 65+ who are in Nursing Homes (2000)</i>	<i>3.1%</i>	<i>3.1%</i>
<u>Nursing Homes</u>		
Number of Persons 65+ who are in Nursing Homes (2000)	217	26,198
<i>Percent of all Persons 65+ who are in Nursing Homes (2000)</i>	<i>4.7%</i>	<i>5.2%</i>
Number of Persons 65+ <u>in Nursing Homes</u> who are <u>Female</u> (2000)	161	19,922
Number of Persons 65+ <u>in Nursing Homes</u> who are <u>Male</u> (2000)	56	6,276
<i>Percent of Persons <u>in Nursing Homes</u> ages 65+ who are <u>Female</u> (2000)</i>	<i>74.2%</i>	<i>76.0%</i>
<i>Percent of Persons <u>in Nursing Homes</u> ages 65+ who are <u>Male</u> (2000)</i>	<i>25.8%</i>	<i>24.0%</i>

These data were downloaded from the Census Bureau at

<http://factfinder.census.gov/>

You can also find Census 2000 data at the Kentucky State Data Center website


<http://cbpa.louisville.edu/ksdc/>

SEED (Social and Economic Education for Development) is a program of the Kentucky Cooperative Extension Service at the University of Kentucky. Faculty draw on the resources of the Social and Natural Resources Information Laboratory and professional contacts at the University of Kentucky, other agencies, and community programs throughout the country. For more information contact your local Cooperative Extension office or Dr. Richard C. Maurer, SEED, 500 Garrigus Building, University of Kentucky, Lexington, KY 40546 or call (859) 257-7582.

Educational programs of the Kentucky Cooperative Extension Service serve all people regardless of race, color, age, sex, religion, disability, or national origin.



KENTUCKY: BY THE NUMBERS
~ Aging and Nursing Homes ~



Harrison County

Sam Quick, Julie N. Zimmerman, Nicole Breazeale, and Peter Hesseldenz
Rural and Economic Development Programs, Rural Sociology

University of Kentucky, College of Agriculture

October, 2001

While those living in nursing homes make up an important segment of Kentucky's 65+ population, their location reflects more *where nursing homes are located* rather than where they are needed. This data sheet is one of four which provides information on aging from the 2000 Census. Access to these county data sheets, along with a wide range of aging-related information, can be found online at

<http://www.ca.uky.edu/fcs/aging>.

"Kentucky: By the Numbers" provides county level data on a variety of topics.

The entire series is available at <http://www.ca.uky.edu/snarl>.

<u>Population</u>	<u>County</u>	<u>State</u>
Number of all Persons 65+ (2000)	2,412	504,793
Number of all Persons 65+ who are <u>Female</u> (2000)	1,434	300,812
Number of all Persons 65+ who are <u>Male</u> (2000)	978	203,981
<i>Percent of all <u>Females</u> 65+ who are in Nursing Homes (2000)</i>	<i>8.8%</i>	<i>6.6%</i>
<i>Percent of all <u>Males</u> 65+ who are in Nursing Homes (2000)</i>	<i>4.8%</i>	<i>3.1%</i>
<u>Nursing Homes</u>		
Number of Persons 65+ who are in Nursing Homes (2000)	173	26,198
<i>Percent of all Persons 65+ who are in Nursing Homes (2000)</i>	<i>7.2%</i>	<i>5.2%</i>
Number of Persons 65+ <u>in Nursing Homes</u> who are <u>Female</u> (2000)	126	19,922
Number of Persons 65+ <u>in Nursing Homes</u> who are <u>Male</u> (2000)	47	6,276
<i>Percent of Persons <u>in Nursing Homes</u> ages 65+ who are <u>Female</u> (2000)</i>	<i>72.8%</i>	<i>76.0%</i>
<i>Percent of Persons <u>in Nursing Homes</u> ages 65+ who are <u>Male</u> (2000)</i>	<i>27.2%</i>	<i>24.0%</i>

These data were downloaded from the Census Bureau at

<http://factfinder.census.gov/>

You can also find Census 2000 data at the Kentucky State Data Center website


<http://cbpa.louisville.edu/ksdc/>

SEED (Social and Economic Education for Development) is a program of the Kentucky Cooperative Extension Service at the University of Kentucky. Faculty draw on the resources of the Social and Natural Resources Information Laboratory and professional contacts at the University of Kentucky, other agencies, and community programs throughout the country. For more information contact your local Cooperative Extension office or Dr. Richard C. Maurer, SEED, 500 Garrigus Building, University of Kentucky, Lexington, KY 40546 or call (859) 257-7582.

Educational programs of the Kentucky Cooperative Extension Service serve all people regardless of race, color, age, sex, religion, disability, or national origin.



KENTUCKY: BY THE NUMBERS
~ Aging and Nursing Homes ~



Hart County

Sam Quick, Julie N. Zimmerman, Nicole Breazeale, and Peter Hesseldenz
Rural and Economic Development Programs, Rural Sociology

University of Kentucky, College of Agriculture

October, 2001

While those living in nursing homes make up an important segment of Kentucky's 65+ population, their location reflects more *where nursing homes are located* rather than where they are needed. This data sheet is one of four which provides information on aging from the 2000 Census. Access to these county data sheets, along with a wide range of aging-related information, can be found online at

<http://www.ca.uky.edu/fcs/aging>.

"Kentucky: By the Numbers" provides county level data on a variety of topics.

The entire series is available at <http://www.ca.uky.edu/snarl>.

<u>Population</u>	<u>County</u>	<u>State</u>
Number of all Persons 65+ (2000)	2,433	504,793
Number of all Persons 65+ who are <u>Female</u> (2000)	1,417	300,812
Number of all Persons 65+ who are <u>Male</u> (2000)	1,016	203,981
<i>Percent of all <u>Females</u> 65+ who are in Nursing Homes (2000)</i>	<i>5.2%</i>	<i>6.6%</i>
<i>Percent of all <u>Males</u> 65+ who are in Nursing Homes (2000)</i>	<i>3.7%</i>	<i>3.1%</i>
<u>Nursing Homes</u>		
Number of Persons 65+ who are in Nursing Homes (2000)	111	26,198
<i>Percent of all Persons 65+ who are in Nursing Homes (2000)</i>	<i>4.6%</i>	<i>5.2%</i>
Number of Persons 65+ <u>in Nursing Homes</u> who are <u>Female</u> (2000)	73	19,922
Number of Persons 65+ <u>in Nursing Homes</u> who are <u>Male</u> (2000)	38	6,276
<i>Percent of Persons <u>in Nursing Homes</u> ages 65+ who are <u>Female</u> (2000)</i>	<i>65.8%</i>	<i>76.0%</i>
<i>Percent of Persons <u>in Nursing Homes</u> ages 65+ who are <u>Male</u> (2000)</i>	<i>34.2%</i>	<i>24.0%</i>

These data were downloaded from the Census Bureau at

<http://factfinder.census.gov/>

You can also find Census 2000 data at the Kentucky State Data Center website

<http://cbpa.louisville.edu/ksdc/>

SEED (Social and Economic Education for Development) is a program of the Kentucky Cooperative Extension Service at the University of Kentucky. Faculty draw on the resources of the Social and Natural Resources Information Laboratory and professional contacts at the University of Kentucky, other agencies, and community programs throughout the country. For more information contact your local Cooperative Extension office or Dr. Richard C. Maurer, SEED, 500 Garrigus Building, University of Kentucky, Lexington, KY 40546 or call (859) 257-7582.

Educational programs of the Kentucky Cooperative Extension Service serve all people regardless of race, color, age, sex, religion, disability, or national origin.



KENTUCKY: BY THE NUMBERS
~ Aging and Nursing Homes ~



Henderson County

Sam Quick, Julie N. Zimmerman, Nicole Breazeale, and Peter Hesseldenz
Rural and Economic Development Programs, Rural Sociology

University of Kentucky, College of Agriculture

October, 2001

While those living in nursing homes make up an important segment of Kentucky's 65+ population, their location reflects more *where nursing homes are located* rather than where they are needed. This data sheet is one of four which provides information on aging from the 2000 Census. Access to these county data sheets, along with a wide range of aging-related information, can be found online at

<http://www.ca.uky.edu/fcs/aging>.

"Kentucky: By the Numbers" provides county level data on a variety of topics.

The entire series is available at <http://www.ca.uky.edu/snarl>.

<u>Population</u>	<u>County</u>	<u>State</u>
Number of all Persons 65+ (2000)	5,893	504,793
Number of all Persons 65+ who are <u>Female</u> (2000)	3,538	300,812
Number of all Persons 65+ who are <u>Male</u> (2000)	2,355	203,981
<i>Percent of all <u>Females</u> 65+ who are in Nursing Homes (2000)</i>	<i>6.2%</i>	<i>6.6%</i>
<i>Percent of all <u>Males</u> 65+ who are in Nursing Homes (2000)</i>	<i>3.9%</i>	<i>3.1%</i>
<u>Nursing Homes</u>		
Number of Persons 65+ who are in Nursing Homes (2000)	309	26,198
<i>Percent of all Persons 65+ who are in Nursing Homes (2000)</i>	<i>5.2%</i>	<i>5.2%</i>
Number of Persons 65+ <u>in Nursing Homes</u> who are <u>Female</u> (2000)	218	19,922
Number of Persons 65+ <u>in Nursing Homes</u> who are <u>Male</u> (2000)	91	6,276
<i>Percent of Persons <u>in Nursing Homes</u> ages 65+ who are <u>Female</u> (2000)</i>	<i>70.6%</i>	<i>76.0%</i>
<i>Percent of Persons <u>in Nursing Homes</u> ages 65+ who are <u>Male</u> (2000)</i>	<i>29.4%</i>	<i>24.0%</i>

These data were downloaded from the Census Bureau at

<http://factfinder.census.gov/>

You can also find Census 2000 data at the Kentucky State Data Center website


<http://cbpa.louisville.edu/ksdc/>

SEED (Social and Economic Education for Development) is a program of the Kentucky Cooperative Extension Service at the University of Kentucky. Faculty draw on the resources of the Social and Natural Resources Information Laboratory and professional contacts at the University of Kentucky, other agencies, and community programs throughout the country. For more information contact your local Cooperative Extension office or Dr. Richard C. Maurer, SEED, 500 Garrigus Building, University of Kentucky, Lexington, KY 40546 or call (859) 257-7582.

Educational programs of the Kentucky Cooperative Extension Service serve all people regardless of race, color, age, sex, religion, disability, or national origin.



KENTUCKY: BY THE NUMBERS
~ Aging and Nursing Homes ~



Henry County

Sam Quick, Julie N. Zimmerman, Nicole Breazeale, and Peter Hesseldenz
Rural and Economic Development Programs, Rural Sociology

University of Kentucky, College of Agriculture

October, 2001

While those living in nursing homes make up an important segment of Kentucky's 65+ population, their location reflects more *where nursing homes are located* rather than where they are needed. This data sheet is one of four which provides information on aging from the 2000 Census. Access to these county data sheets, along with a wide range of aging-related information, can be found online at

<http://www.ca.uky.edu/fcs/aging>.

"Kentucky: By the Numbers" provides county level data on a variety of topics.

The entire series is available at <http://www.ca.uky.edu/snarl>.

<u>Population</u>	<u>County</u>	<u>State</u>
Number of all Persons 65+ (2000)	1,854	504,793
Number of all Persons 65+ who are <u>Female</u> (2000)	1,045	300,812
Number of all Persons 65+ who are <u>Male</u> (2000)	809	203,981
<i>Percent of all <u>Females</u> 65+ who are in Nursing Homes (2000)</i>	<i>3.2%</i>	<i>6.6%</i>
<i>Percent of all <u>Males</u> 65+ who are in Nursing Homes (2000)</i>	<i>2.0%</i>	<i>3.1%</i>
<u>Nursing Homes</u>		
Number of Persons 65+ who are in Nursing Homes (2000)	49	26,198
<i>Percent of all Persons 65+ who are in Nursing Homes (2000)</i>	<i>2.6%</i>	<i>5.2%</i>
Number of Persons 65+ <u>in Nursing Homes</u> who are <u>Female</u> (2000)	33	19,922
Number of Persons 65+ <u>in Nursing Homes</u> who are <u>Male</u> (2000)	16	6,276
<i>Percent of Persons <u>in Nursing Homes</u> ages 65+ who are <u>Female</u> (2000)</i>	<i>67.3%</i>	<i>76.0%</i>
<i>Percent of Persons <u>in Nursing Homes</u> ages 65+ who are <u>Male</u> (2000)</i>	<i>32.7%</i>	<i>24.0%</i>

These data were downloaded from the Census Bureau at

<http://factfinder.census.gov/>

You can also find Census 2000 data at the Kentucky State Data Center website

<http://cbpa.louisville.edu/ksdc/>

SEED (Social and Economic Education for Development) is a program of the Kentucky Cooperative Extension Service at the University of Kentucky. Faculty draw on the resources of the Social and Natural Resources Information Laboratory and professional contacts at the University of Kentucky, other agencies, and community programs throughout the country. For more information contact your local Cooperative Extension office or Dr. Richard C. Maurer, SEED, 500 Garrigus Building, University of Kentucky, Lexington, KY 40546 or call (859) 257-7582.

Educational programs of the Kentucky Cooperative Extension Service serve all people regardless of race, color, age, sex, religion, disability, or national origin.



KENTUCKY: BY THE NUMBERS
~ Aging and Nursing Homes ~



Hickman County

Sam Quick, Julie N. Zimmerman, Nicole Breazeale, and Peter Hesseldenz
Rural and Economic Development Programs, Rural Sociology

University of Kentucky, College of Agriculture

October, 2001

While those living in nursing homes make up an important segment of Kentucky's 65+ population, their location reflects more *where nursing homes are located* rather than where they are needed. This data sheet is one of four which provides information on aging from the 2000 Census. Access to these county data sheets, along with a wide range of aging-related information, can be found online at

<http://www.ca.uky.edu/fcs/aging>.

"Kentucky: By the Numbers" provides county level data on a variety of topics.

The entire series is available at <http://www.ca.uky.edu/snarl>.

<u>Population</u>	<u>County</u>	<u>State</u>
Number of all Persons 65+ (2000)	972	504,793
Number of all Persons 65+ who are <u>Female</u> (2000)	576	300,812
Number of all Persons 65+ who are <u>Male</u> (2000)	396	203,981
<i>Percent of all <u>Females</u> 65+ who are in Nursing Homes (2000)</i>	<i>15.8%</i>	<i>6.6%</i>
<i>Percent of all <u>Males</u> 65+ who are in Nursing Homes (2000)</i>	<i>6.1%</i>	<i>3.1%</i>
<u>Nursing Homes</u>		
Number of Persons 65+ who are in Nursing Homes (2000)	115	26,198
<i>Percent of all Persons 65+ who are in Nursing Homes (2000)</i>	<i>11.8%</i>	<i>5.2%</i>
Number of Persons 65+ <u>in Nursing Homes</u> who are <u>Female</u> (2000)	91	19,922
Number of Persons 65+ <u>in Nursing Homes</u> who are <u>Male</u> (2000)	24	6,276
<i>Percent of Persons <u>in Nursing Homes</u> ages 65+ who are <u>Female</u> (2000)</i>	<i>79.1%</i>	<i>76.0%</i>
<i>Percent of Persons <u>in Nursing Homes</u> ages 65+ who are <u>Male</u> (2000)</i>	<i>20.9%</i>	<i>24.0%</i>

These data were downloaded from the Census Bureau at

<http://factfinder.census.gov/>

You can also find Census 2000 data at the Kentucky State Data Center website

<http://cbpa.louisville.edu/ksdc/>

SEED (Social and Economic Education for Development) is a program of the Kentucky Cooperative Extension Service at the University of Kentucky. Faculty draw on the resources of the Social and Natural Resources Information Laboratory and professional contacts at the University of Kentucky, other agencies, and community programs throughout the country. For more information contact your local Cooperative Extension office or Dr. Richard C. Maurer, SEED, 500 Garrigus Building, University of Kentucky, Lexington, KY 40546 or call (859) 257-7582.

Educational programs of the Kentucky Cooperative Extension Service serve all people regardless of race, color, age, sex, religion, disability, or national origin.



KENTUCKY: BY THE NUMBERS
 ~ Aging and Nursing Homes ~
Hopkins County



Sam Quick, Julie N. Zimmerman, Nicole Breazeale, and Peter Hesseldenz
 Rural and Economic Development Programs, Rural Sociology

University of Kentucky, College of Agriculture

October, 2001

While those living in nursing homes make up an important segment of Kentucky's 65+ population, their location reflects more *where nursing homes are located* rather than where they are needed. This data sheet is one of four which provides information on aging from the 2000 Census. Access to these county data sheets, along with a wide range of aging-related information, can be found online at

<http://www.ca.uky.edu/fcs/aging>.

"Kentucky: By the Numbers" provides county level data on a variety of topics.
 The entire series is available at <http://www.ca.uky.edu/snarl>.

<u>Population</u>	<u>County</u>	<u>State</u>
Number of all Persons 65+ (2000)	6,858	504,793
Number of all Persons 65+ who are <u>Female</u> (2000)	4,228	300,812
Number of all Persons 65+ who are <u>Male</u> (2000)	2,630	203,981
<i>Percent of all <u>Females</u> 65+ who are in Nursing Homes (2000)</i>	<i>9.6%</i>	<i>6.6%</i>
<i>Percent of all <u>Males</u> 65+ who are in Nursing Homes (2000)</i>	<i>4.2%</i>	<i>3.1%</i>
<u>Nursing Homes</u>		
Number of Persons 65+ who are in Nursing Homes (2000)	518	26,198
<i>Percent of all Persons 65+ who are in Nursing Homes (2000)</i>	<i>7.6%</i>	<i>5.2%</i>
Number of Persons 65+ <u>in Nursing Homes</u> who are <u>Female</u> (2000)	408	19,922
Number of Persons 65+ <u>in Nursing Homes</u> who are <u>Male</u> (2000)	110	6,276
<i>Percent of Persons <u>in Nursing Homes</u> ages 65+ who are <u>Female</u> (2000)</i>	<i>78.8%</i>	<i>76.0%</i>
<i>Percent of Persons <u>in Nursing Homes</u> ages 65+ who are <u>Male</u> (2000)</i>	<i>21.2%</i>	<i>24.0%</i>

These data were downloaded from the Census Bureau at

<http://factfinder.census.gov/>

You can also find Census 2000 data at the Kentucky State Data Center website

<http://cbpa.louisville.edu/ksdc/>

SEED (Social and Economic Education for Development) is a program of the Kentucky Cooperative Extension Service at the University of Kentucky. Faculty draw on the resources of the Social and Natural Resources Information Laboratory and professional contacts at the University of Kentucky, other agencies, and community programs throughout the country. For more information contact your local Cooperative Extension office or Dr. Richard C. Maurer, SEED, 500 Garrigus Building, University of Kentucky, Lexington, KY 40546 or call (859) 257-7582.

Educational programs of the Kentucky Cooperative Extension Service serve all people regardless of race, color, age, sex, religion, disability, or national origin.



KENTUCKY: BY THE NUMBERS
~ Aging and Nursing Homes ~



Jackson County

Sam Quick, Julie N. Zimmerman, Nicole Breazeale, and Peter Hesseldenz
Rural and Economic Development Programs, Rural Sociology

University of Kentucky, College of Agriculture

October, 2001

While those living in nursing homes make up an important segment of Kentucky's 65+ population, their location reflects more *where nursing homes are located* rather than where they are needed. This data sheet is one of four which provides information on aging from the 2000 Census. Access to these county data sheets, along with a wide range of aging-related information, can be found online at

<http://www.ca.uky.edu/fcs/aging>.

"Kentucky: By the Numbers" provides county level data on a variety of topics.

The entire series is available at <http://www.ca.uky.edu/snarl>.

<u>Population</u>	<u>County</u>	<u>State</u>
Number of all Persons 65+ (2000)	1,597	504,793
Number of all Persons 65+ who are <u>Female</u> (2000)	875	300,812
Number of all Persons 65+ who are <u>Male</u> (2000)	722	203,981
<i>Percent of all <u>Females</u> 65+ who are in Nursing Homes (2000)</i>	<i>4.7%</i>	<i>6.6%</i>
<i>Percent of all <u>Males</u> 65+ who are in Nursing Homes (2000)</i>	<i>1.1%</i>	<i>3.1%</i>
<u>Nursing Homes</u>		
Number of Persons 65+ who are in Nursing Homes (2000)	49	26,198
<i>Percent of all Persons 65+ who are in Nursing Homes (2000)</i>	<i>3.1%</i>	<i>5.2%</i>
Number of Persons 65+ <u>in Nursing Homes</u> who are <u>Female</u> (2000)	41	19,922
Number of Persons 65+ <u>in Nursing Homes</u> who are <u>Male</u> (2000)	8	6,276
<i>Percent of Persons <u>in Nursing Homes</u> ages 65+ who are <u>Female</u> (2000)</i>	<i>83.7%</i>	<i>76.0%</i>
<i>Percent of Persons <u>in Nursing Homes</u> ages 65+ who are <u>Male</u> (2000)</i>	<i>16.3%</i>	<i>24.0%</i>

These data were downloaded from the Census Bureau at

<http://factfinder.census.gov/>

You can also find Census 2000 data at the Kentucky State Data Center website

<http://cbpa.louisville.edu/ksdc/>

SEED (Social and Economic Education for Development) is a program of the Kentucky Cooperative Extension Service at the University of Kentucky. Faculty draw on the resources of the Social and Natural Resources Information Laboratory and professional contacts at the University of Kentucky, other agencies, and community programs throughout the country. For more information contact your local Cooperative Extension office or Dr. Richard C. Maurer, SEED, 500 Garrigus Building, University of Kentucky, Lexington, KY 40546 or call (859) 257-7582.

Educational programs of the Kentucky Cooperative Extension Service serve all people regardless of race, color, age, sex, religion, disability, or national origin.



KENTUCKY: BY THE NUMBERS
~ Aging and Nursing Homes ~



Jefferson County

Sam Quick, Julie N. Zimmerman, Nicole Breazeale, and Peter Hesseldenz
Rural and Economic Development Programs, Rural Sociology

University of Kentucky, College of Agriculture

October, 2001

While those living in nursing homes make up an important segment of Kentucky's 65+ population, their location reflects more *where nursing homes are located* rather than where they are needed. This data sheet is one of four which provides information on aging from the 2000 Census. Access to these county data sheets, along with a wide range of aging-related information, can be found online at

<http://www.ca.uky.edu/fcs/aging>.

"Kentucky: By the Numbers" provides county level data on a variety of topics.

The entire series is available at <http://www.ca.uky.edu/snarl>.

<u>Population</u>	<u>County</u>	<u>State</u>
Number of all Persons 65+ (2000)	93,982	504,793
Number of all Persons 65+ who are <u>Female</u> (2000)	57,577	300,812
Number of all Persons 65+ who are <u>Male</u> (2000)	36,405	203,981
<i>Percent of all <u>Females</u> 65+ who are in Nursing Homes (2000)</i>	<i>6.8%</i>	<i>6.6%</i>
<i>Percent of all <u>Males</u> 65+ who are in Nursing Homes (2000)</i>	<i>2.7%</i>	<i>3.1%</i>
<u>Nursing Homes</u>		
Number of Persons 65+ who are in Nursing Homes (2000)	4,878	26,198
<i>Percent of all Persons 65+ who are in Nursing Homes (2000)</i>	<i>5.2%</i>	<i>5.2%</i>
Number of Persons 65+ <u>in Nursing Homes</u> who are <u>Female</u> (2000)	3,895	19,922
Number of Persons 65+ <u>in Nursing Homes</u> who are <u>Male</u> (2000)	983	6,276
<i>Percent of Persons <u>in Nursing Homes</u> ages 65+ who are <u>Female</u> (2000)</i>	<i>79.8%</i>	<i>76.0%</i>
<i>Percent of Persons <u>in Nursing Homes</u> ages 65+ who are <u>Male</u> (2000)</i>	<i>20.2%</i>	<i>24.0%</i>

These data were downloaded from the Census Bureau at

<http://factfinder.census.gov/>

You can also find Census 2000 data at the Kentucky State Data Center website


<http://cbpa.louisville.edu/ksdc/>

SEED (Social and Economic Education for Development) is a program of the Kentucky Cooperative Extension Service at the University of Kentucky. Faculty draw on the resources of the Social and Natural Resources Information Laboratory and professional contacts at the University of Kentucky, other agencies, and community programs throughout the country. For more information contact your local Cooperative Extension office or Dr. Richard C. Maurer, SEED, 500 Garrigus Building, University of Kentucky, Lexington, KY 40546 or call (859) 257-7582.

Educational programs of the Kentucky Cooperative Extension Service serve all people regardless of race, color, age, sex, religion, disability, or national origin.



KENTUCKY: BY THE NUMBERS
~ Aging and Nursing Homes ~



Jessamine County

Sam Quick, Julie N. Zimmerman, Nicole Breazeale, and Peter Hesseldenz
Rural and Economic Development Programs, Rural Sociology

University of Kentucky, College of Agriculture

October, 2001

While those living in nursing homes make up an important segment of Kentucky's 65+ population, their location reflects more *where nursing homes are located* rather than where they are needed. This data sheet is one of four which provides information on aging from the 2000 Census. Access to these county data sheets, along with a wide range of aging-related information, can be found online at

<http://www.ca.uky.edu/fcs/aging>.

"Kentucky: By the Numbers" provides county level data on a variety of topics.

The entire series is available at <http://www.ca.uky.edu/snarl>.

<u>Population</u>	<u>County</u>	<u>State</u>
Number of all Persons 65+ (2000)	3,717	504,793
Number of all Persons 65+ who are <u>Female</u> (2000)	2,028	300,812
Number of all Persons 65+ who are <u>Male</u> (2000)	1,689	203,981
<i>Percent of all <u>Females</u> 65+ who are in Nursing Homes (2000)</i>	<i>0.7%</i>	<i>6.6%</i>
<i>Percent of all <u>Males</u> 65+ who are in Nursing Homes (2000)</i>	<i>15.3%</i>	<i>3.1%</i>
<u>Nursing Homes</u>		
Number of Persons 65+ who are in Nursing Homes (2000)	273	26,198
<i>Percent of all Persons 65+ who are in Nursing Homes (2000)</i>	<i>7.3%</i>	<i>5.2%</i>
Number of Persons 65+ <u>in Nursing Homes</u> who are <u>Female</u> (2000)	15	19,922
Number of Persons 65+ <u>in Nursing Homes</u> who are <u>Male</u> (2000)	258	6,276
<i>Percent of Persons <u>in Nursing Homes</u> ages 65+ who are <u>Female</u> (2000)</i>	<i>5.5%</i>	<i>76.0%</i>
<i>Percent of Persons <u>in Nursing Homes</u> ages 65+ who are <u>Male</u> (2000)</i>	<i>94.5%</i>	<i>24.0%</i>

These data were downloaded from the Census Bureau at

<http://factfinder.census.gov/>

You can also find Census 2000 data at the Kentucky State Data Center website


<http://cbpa.louisville.edu/ksdc/>

SEED (Social and Economic Education for Development) is a program of the Kentucky Cooperative Extension Service at the University of Kentucky. Faculty draw on the resources of the Social and Natural Resources Information Laboratory and professional contacts at the University of Kentucky, other agencies, and community programs throughout the country. For more information contact your local Cooperative Extension office or Dr. Richard C. Maurer, SEED, 500 Garrigus Building, University of Kentucky, Lexington, KY 40546 or call (859) 257-7582.

Educational programs of the Kentucky Cooperative Extension Service serve all people regardless of race, color, age, sex, religion, disability, or national origin.



KENTUCKY: BY THE NUMBERS
~ Aging and Nursing Homes ~



Johnson County

Sam Quick, Julie N. Zimmerman, Nicole Breazeale, and Peter Hesseldenz
Rural and Economic Development Programs, Rural Sociology

University of Kentucky, College of Agriculture

October, 2001

While those living in nursing homes make up an important segment of Kentucky's 65+ population, their location reflects more *where nursing homes are located* rather than where they are needed. This data sheet is one of four which provides information on aging from the 2000 Census. Access to these county data sheets, along with a wide range of aging-related information, can be found online at

<http://www.ca.uky.edu/fcs/aging>.

"Kentucky: By the Numbers" provides county level data on a variety of topics.

The entire series is available at <http://www.ca.uky.edu/snarl>.

<u>Population</u>	<u>County</u>	<u>State</u>
Number of all Persons 65+ (2000)	2,954	504,793
Number of all Persons 65+ who are <u>Female</u> (2000)	1,722	300,812
Number of all Persons 65+ who are <u>Male</u> (2000)	1,232	203,981
<i>Percent of all <u>Females</u> 65+ who are in Nursing Homes (2000)</i>	<i>4.4%</i>	<i>6.6%</i>
<i>Percent of all <u>Males</u> 65+ who are in Nursing Homes (2000)</i>	<i>2.0%</i>	<i>3.1%</i>
<u>Nursing Homes</u>		
Number of Persons 65+ who are in Nursing Homes (2000)	100	26,198
<i>Percent of all Persons 65+ who are in Nursing Homes (2000)</i>	<i>3.4%</i>	<i>5.2%</i>
Number of Persons 65+ <u>in Nursing Homes</u> who are <u>Female</u> (2000)	75	19,922
Number of Persons 65+ <u>in Nursing Homes</u> who are <u>Male</u> (2000)	25	6,276
<i>Percent of Persons <u>in Nursing Homes</u> ages 65+ who are <u>Female</u> (2000)</i>	<i>75.0%</i>	<i>76.0%</i>
<i>Percent of Persons <u>in Nursing Homes</u> ages 65+ who are <u>Male</u> (2000)</i>	<i>25.0%</i>	<i>24.0%</i>

These data were downloaded from the Census Bureau at

<http://factfinder.census.gov/>

You can also find Census 2000 data at the Kentucky State Data Center website


<http://cbpa.louisville.edu/ksdc/>

SEED (Social and Economic Education for Development) is a program of the Kentucky Cooperative Extension Service at the University of Kentucky. Faculty draw on the resources of the Social and Natural Resources Information Laboratory and professional contacts at the University of Kentucky, other agencies, and community programs throughout the country. For more information contact your local Cooperative Extension office or Dr. Richard C. Maurer, SEED, 500 Garrigus Building, University of Kentucky, Lexington, KY 40546 or call (859) 257-7582.

Educational programs of the Kentucky Cooperative Extension Service serve all people regardless of race, color, age, sex, religion, disability, or national origin.



KENTUCKY: BY THE NUMBERS
~ Aging and Nursing Homes ~



Kenton County

Sam Quick, Julie N. Zimmerman, Nicole Breazeale, and Peter Hesseldenz
Rural and Economic Development Programs, Rural Sociology

University of Kentucky, College of Agriculture

October, 2001

While those living in nursing homes make up an important segment of Kentucky's 65+ population, their location reflects more *where nursing homes are located* rather than where they are needed. This data sheet is one of four which provides information on aging from the 2000 Census. Access to these county data sheets, along with a wide range of aging-related information, can be found online at

<http://www.ca.uky.edu/fcs/aging>.

"Kentucky: By the Numbers" provides county level data on a variety of topics.

The entire series is available at <http://www.ca.uky.edu/snarl>.

<u>Population</u>	<u>County</u>	<u>State</u>
Number of all Persons 65+ (2000)	16,769	504,793
Number of all Persons 65+ who are <u>Female</u> (2000)	10,289	300,812
Number of all Persons 65+ who are <u>Male</u> (2000)	6,480	203,981
<i>Percent of all <u>Females</u> 65+ who are in Nursing Homes (2000)</i>	<i>5.2%</i>	<i>6.6%</i>
<i>Percent of all <u>Males</u> 65+ who are in Nursing Homes (2000)</i>	<i>2.1%</i>	<i>3.1%</i>
<u>Nursing Homes</u>		
Number of Persons 65+ who are in Nursing Homes (2000)	668	26,198
<i>Percent of all Persons 65+ who are in Nursing Homes (2000)</i>	<i>4.0%</i>	<i>5.2%</i>
Number of Persons 65+ <u>in Nursing Homes</u> who are <u>Female</u> (2000)	530	19,922
Number of Persons 65+ <u>in Nursing Homes</u> who are <u>Male</u> (2000)	138	6,276
<i>Percent of Persons <u>in Nursing Homes</u> ages 65+ who are <u>Female</u> (2000)</i>	<i>79.3%</i>	<i>76.0%</i>
<i>Percent of Persons <u>in Nursing Homes</u> ages 65+ who are <u>Male</u> (2000)</i>	<i>20.7%</i>	<i>24.0%</i>

These data were downloaded from the Census Bureau at

<http://factfinder.census.gov/>

You can also find Census 2000 data at the Kentucky State Data Center website

<http://cbpa.louisville.edu/ksdc/>

SEED (Social and Economic Education for Development) is a program of the Kentucky Cooperative Extension Service at the University of Kentucky. Faculty draw on the resources of the Social and Natural Resources Information Laboratory and professional contacts at the University of Kentucky, other agencies, and community programs throughout the country. For more information contact your local Cooperative Extension office or Dr. Richard C. Maurer, SEED, 500 Garrigus Building, University of Kentucky, Lexington, KY 40546 or call (859) 257-7582.

Educational programs of the Kentucky Cooperative Extension Service serve all people regardless of race, color, age, sex, religion, disability, or national origin.

