



KENTUCKY: BY THE NUMBERS
~ Aging and Nursing Homes ~



Adair County

Sam Quick, Julie N. Zimmerman, Nicole Breazeale, and Peter Hesseldenz
Rural and Economic Development Programs, Rural Sociology

University of Kentucky, College of Agriculture

October, 2001

While those living in nursing homes make up an important segment of Kentucky's 65+ population, their location reflects more *where nursing homes are located* rather than where they are needed. This data sheet is one of four which provides information on aging from the 2000 Census. Access to these county data sheets, along with a wide range of aging-related information, can be found online at

<http://www.ca.uky.edu/fcs/aging>.

"Kentucky: By the Numbers" provides county level data on a variety of topics.

The entire series is available at <http://www.ca.uky.edu/snarl>.

<u>Population</u>	<u>County</u>	<u>State</u>
Number of all Persons 65+ (2000)	2,513	504,793
Number of all Persons 65+ who are <u>Female</u> (2000)	1,479	300,812
Number of all Persons 65+ who are <u>Male</u> (2000)	1,034	203,981
<i>Percent of all <u>Females</u> 65+ who are in Nursing Homes (2000)</i>	<i>4.3%</i>	<i>6.6%</i>
<i>Percent of all <u>Males</u> 65+ who are in Nursing Homes (2000)</i>	<i>3.1%</i>	<i>3.1%</i>
<u>Nursing Homes</u>		
Number of Persons 65+ who are in Nursing Homes (2000)	95	26,198
<i>Percent of all Persons 65+ who are in Nursing Homes (2000)</i>	<i>3.8%</i>	<i>5.2%</i>
Number of Persons 65+ <u>in Nursing Homes</u> who are <u>Female</u> (2000)	63	19,922
Number of Persons 65+ <u>in Nursing Homes</u> who are <u>Male</u> (2000)	32	6,276
<i>Percent of Persons <u>in Nursing Homes</u> ages 65+ who are <u>Female</u> (2000)</i>	<i>66.3%</i>	<i>76.0%</i>
<i>Percent of Persons <u>in Nursing Homes</u> ages 65+ who are <u>Male</u> (2000)</i>	<i>33.7%</i>	<i>24.0%</i>

These data were downloaded from the Census Bureau at

<http://factfinder.census.gov/>

You can also find Census 2000 data at the Kentucky State Data Center website

<http://cbpa.louisville.edu/ksdc/>

SEED (Social and Economic Education for Development) is a program of the Kentucky Cooperative Extension Service at the University of Kentucky. Faculty draw on the resources of the Social and Natural Resources Information Laboratory and professional contacts at the University of Kentucky, other agencies, and community programs throughout the country. For more information contact your local Cooperative Extension office or Dr. Richard C. Maurer, SEED, 500 Garrigus Building, University of Kentucky, Lexington, KY 40546 or call (859) 257-7582.

Educational programs of the Kentucky Cooperative Extension Service serve all people regardless of race, color, age, sex, religion, disability, or national origin.



KENTUCKY: BY THE NUMBERS

~ Aging and Nursing Homes ~



Allen County

Sam Quick, Julie N. Zimmerman, Nicole Breazeale, and Peter Hesseldenz
Rural and Economic Development Programs, Rural Sociology

University of Kentucky, College of Agriculture

October, 2001

While those living in nursing homes make up an important segment of Kentucky's 65+ population, their location reflects more *where nursing homes are located* rather than where they are needed. This data sheet is one of four which provides information on aging from the 2000 Census. Access to these county data sheets, along with a wide range of aging-related information, can be found online at

<http://www.ca.uky.edu/fcs/aging>.

"Kentucky: By the Numbers" provides county level data on a variety of topics.

The entire series is available at **<http://www.ca.uky.edu/snarl>**.

<u>Population</u>	<u>County</u>	<u>State</u>
Number of all Persons 65+ (2000)	2,437	504,793
Number of all Persons 65+ who are <u>Female</u> (2000)	1,409	300,812
Number of all Persons 65+ who are <u>Male</u> (2000)	1,028	203,981
<i>Percent of all <u>Females</u> 65+ who are in Nursing Homes (2000)</i>	6.8%	6.6%
<i>Percent of all <u>Males</u> 65+ who are in Nursing Homes (2000)</i>	3.3%	3.1%
<u>Nursing Homes</u>		
Number of Persons 65+ who are in Nursing Homes (2000)	130	26,198
<i>Percent of all Persons 65+ who are in Nursing Homes (2000)</i>	5.3%	5.2%
Number of Persons 65+ <u>in Nursing Homes</u> who are <u>Female</u> (2000)	96	19,922
Number of Persons 65+ <u>in Nursing Homes</u> who are <u>Male</u> (2000)	34	6,276
<i>Percent of Persons <u>in Nursing Homes</u> ages 65+ who are <u>Female</u> (2000)</i>	73.8%	76.0%
<i>Percent of Persons <u>in Nursing Homes</u> ages 65+ who are <u>Male</u> (2000)</i>	26.2%	24.0%

These data were downloaded from the Census Bureau at

<http://factfinder.census.gov/>

You can also find Census 2000 data at the Kentucky State Data Center website

<http://cbpa.louisville.edu/ksdc/>

SEED (Social and Economic Education for Development) is a program of the Kentucky Cooperative Extension Service at the University of Kentucky. Faculty draw on the resources of the Social and Natural Resources Information Laboratory and professional contacts at the University of Kentucky, other agencies, and community programs throughout the country. For more information contact your local Cooperative Extension office or Dr. Richard C. Maurer, SEED, 500 Garrigus Building, University of Kentucky, Lexington, KY 40546 or call (859) 257-7582.

Educational programs of the Kentucky Cooperative Extension Service serve all people regardless of race, color, age, sex, religion, disability, or national origin.



KENTUCKY: BY THE NUMBERS
~ Aging and Nursing Homes ~



Anderson County

Sam Quick, Julie N. Zimmerman, Nicole Breazeale, and Peter Hesseldenz
Rural and Economic Development Programs, Rural Sociology

University of Kentucky, College of Agriculture

October, 2001

While those living in nursing homes make up an important segment of Kentucky's 65+ population, their location reflects more *where nursing homes are located* rather than where they are needed. This data sheet is one of four which provides information on aging from the 2000 Census. Access to these county data sheets, along with a wide range of aging-related information, can be found online at

<http://www.ca.uky.edu/fcs/aging>.

"Kentucky: By the Numbers" provides county level data on a variety of topics.

The entire series is available at <http://www.ca.uky.edu/snarl>.

<u>Population</u>	<u>County</u>	<u>State</u>
Number of all Persons 65+ (2000)	2,072	504,793
Number of all Persons 65+ who are <u>Female</u> (2000)	1,221	300,812
Number of all Persons 65+ who are <u>Male</u> (2000)	851	203,981
<i>Percent of all <u>Females</u> 65+ who are in Nursing Homes (2000)</i>	<i>5.7%</i>	<i>6.6%</i>
<i>Percent of all <u>Males</u> 65+ who are in Nursing Homes (2000)</i>	<i>2.6%</i>	<i>3.1%</i>
<u>Nursing Homes</u>		
Number of Persons 65+ who are in Nursing Homes (2000)	92	26,198
<i>Percent of all Persons 65+ who are in Nursing Homes (2000)</i>	<i>4.4%</i>	<i>5.2%</i>
Number of Persons 65+ <u>in Nursing Homes</u> who are <u>Female</u> (2000)	70	19,922
Number of Persons 65+ <u>in Nursing Homes</u> who are <u>Male</u> (2000)	22	6,276
<i>Percent of Persons <u>in Nursing Homes</u> ages 65+ who are <u>Female</u> (2000)</i>	<i>76.1%</i>	<i>76.0%</i>
<i>Percent of Persons <u>in Nursing Homes</u> ages 65+ who are <u>Male</u> (2000)</i>	<i>23.9%</i>	<i>24.0%</i>

These data were downloaded from the Census Bureau at

<http://factfinder.census.gov/>

You can also find Census 2000 data at the Kentucky State Data Center website


<http://cbpa.louisville.edu/ksdc/>

SEED (Social and Economic Education for Development) is a program of the Kentucky Cooperative Extension Service at the University of Kentucky. Faculty draw on the resources of the Social and Natural Resources Information Laboratory and professional contacts at the University of Kentucky, other agencies, and community programs throughout the country. For more information contact your local Cooperative Extension office or Dr. Richard C. Maurer, SEED, 500 Garrigus Building, University of Kentucky, Lexington, KY 40546 or call (859) 257-7582.

Educational programs of the Kentucky Cooperative Extension Service serve all people regardless of race, color, age, sex, religion, disability, or national origin.



KENTUCKY: BY THE NUMBERS
~ Aging and Nursing Homes ~



Ballard County

Sam Quick, Julie N. Zimmerman, Nicole Breazeale, and Peter Hesseldenz
Rural and Economic Development Programs, Rural Sociology

University of Kentucky, College of Agriculture

October, 2001

While those living in nursing homes make up an important segment of Kentucky's 65+ population, their location reflects more *where nursing homes are located* rather than where they are needed. This data sheet is one of four which provides information on aging from the 2000 Census. Access to these county data sheets, along with a wide range of aging-related information, can be found online at

<http://www.ca.uky.edu/fcs/aging>.

"Kentucky: By the Numbers" provides county level data on a variety of topics.

The entire series is available at <http://www.ca.uky.edu/snarl>.

<u>Population</u>	<u>County</u>	<u>State</u>
Number of all Persons 65+ (2000)	1,344	504,793
Number of all Persons 65+ who are <u>Female</u> (2000)	807	300,812
Number of all Persons 65+ who are <u>Male</u> (2000)	537	203,981
<i>Percent of all <u>Females</u> 65+ who are in Nursing Homes (2000)</i>	<i>8.2%</i>	<i>6.6%</i>
<i>Percent of all <u>Males</u> 65+ who are in Nursing Homes (2000)</i>	<i>2.8%</i>	<i>3.1%</i>
<u>Nursing Homes</u>		
Number of Persons 65+ who are in Nursing Homes (2000)	81	26,198
<i>Percent of all Persons 65+ who are in Nursing Homes (2000)</i>	<i>6.0%</i>	<i>5.2%</i>
Number of Persons 65+ <u>in Nursing Homes</u> who are <u>Female</u> (2000)	66	19,922
Number of Persons 65+ <u>in Nursing Homes</u> who are <u>Male</u> (2000)	15	6,276
<i>Percent of Persons <u>in Nursing Homes</u> ages 65+ who are <u>Female</u> (2000)</i>	<i>81.5%</i>	<i>76.0%</i>
<i>Percent of Persons <u>in Nursing Homes</u> ages 65+ who are <u>Male</u> (2000)</i>	<i>18.5%</i>	<i>24.0%</i>

These data were downloaded from the Census Bureau at

<http://factfinder.census.gov/>

You can also find Census 2000 data at the Kentucky State Data Center website


<http://cbpa.louisville.edu/ksdc/>

SEED (Social and Economic Education for Development) is a program of the Kentucky Cooperative Extension Service at the University of Kentucky. Faculty draw on the resources of the Social and Natural Resources Information Laboratory and professional contacts at the University of Kentucky, other agencies, and community programs throughout the country. For more information contact your local Cooperative Extension office or Dr. Richard C. Maurer, SEED, 500 Garrigus Building, University of Kentucky, Lexington, KY 40546 or call (859) 257-7582.

Educational programs of the Kentucky Cooperative Extension Service serve all people regardless of race, color, age, sex, religion, disability, or national origin.



KENTUCKY: BY THE NUMBERS
~ Aging and Nursing Homes ~

Barren County

Sam Quick, Julie N. Zimmerman, Nicole Breazeale, and Peter Hesseldenz
Rural and Economic Development Programs, Rural Sociology

University of Kentucky, College of Agriculture

October, 2001

While those living in nursing homes make up an important segment of Kentucky's 65+ population, their location reflects more *where nursing homes are located* rather than where they are needed. This data sheet is one of four which provides information on aging from the 2000 Census. Access to these county data sheets, along with a wide range of aging-related information, can be found online at

<http://www.ca.uky.edu/fcs/aging>.

"Kentucky: By the Numbers" provides county level data on a variety of topics.

The entire series is available at <http://www.ca.uky.edu/snarl>.

<u>Population</u>	<u>County</u>	<u>State</u>
Number of all Persons 65+ (2000)	5,707	504,793
Number of all Persons 65+ who are <u>Female</u> (2000)	3,441	300,812
Number of all Persons 65+ who are <u>Male</u> (2000)	2,266	203,981
<i>Percent of all <u>Females</u> 65+ who are in Nursing Homes (2000)</i>	9.9%	6.6%
<i>Percent of all <u>Males</u> 65+ who are in Nursing Homes (2000)</i>	5.7%	3.1%
<u>Nursing Homes</u>		
Number of Persons 65+ who are in Nursing Homes (2000)	471	26,198
<i>Percent of all Persons 65+ who are in Nursing Homes (2000)</i>	8.3%	5.2%
Number of Persons 65+ <u>in Nursing Homes</u> who are <u>Female</u> (2000)	342	19,922
Number of Persons 65+ <u>in Nursing Homes</u> who are <u>Male</u> (2000)	129	6,276
<i>Percent of Persons <u>in Nursing Homes</u> ages 65+ who are <u>Female</u> (2000)</i>	72.6%	76.0%
<i>Percent of Persons <u>in Nursing Homes</u> ages 65+ who are <u>Male</u> (2000)</i>	27.4%	24.0%

These data were downloaded from the Census Bureau at

<http://factfinder.census.gov/>

You can also find Census 2000 data at the Kentucky State Data Center website

<http://cbpa.louisville.edu/ksdc/>

SEED (Social and Economic Education for Development) is a program of the Kentucky Cooperative Extension Service at the University of Kentucky. Faculty draw on the resources of the Social and Natural Resources Information Laboratory and professional contacts at the University of Kentucky, other agencies, and community programs throughout the country. For more information contact your local Cooperative Extension office or Dr. Richard C. Maurer, SEED, 500 Garrigus Building, University of Kentucky, Lexington, KY 40546 or call (859) 257-7582.

Educational programs of the Kentucky Cooperative Extension Service serve all people regardless of race, color, age, sex, religion, disability, or national origin.



KENTUCKY: BY THE NUMBERS
~ Aging and Nursing Homes ~

**Bath County**

Sam Quick, Julie N. Zimmerman, Nicole Breazeale, and Peter Hesseldenz
Rural and Economic Development Programs, Rural Sociology

University of Kentucky, College of Agriculture

October, 2001

While those living in nursing homes make up an important segment of Kentucky's 65+ population, their location reflects more *where nursing homes are located* rather than where they are needed. This data sheet is one of four which provides information on aging from the 2000 Census. Access to these county data sheets, along with a wide range of aging-related information, can be found online at

<http://www.ca.uky.edu/fcs/aging>.

"Kentucky: By the Numbers" provides county level data on a variety of topics.

The entire series is available at **<http://www.ca.uky.edu/snarl>**.

<u>Population</u>	<u>County</u>	<u>State</u>
Number of all Persons 65+ (2000)	1,622	504,793
Number of all Persons 65+ who are <u>Female</u> (2000)	922	300,812
Number of all Persons 65+ who are <u>Male</u> (2000)	700	203,981
<i>Percent of all <u>Females</u> 65+ who are in Nursing Homes (2000)</i>	8.1%	6.6%
<i>Percent of all <u>Males</u> 65+ who are in Nursing Homes (2000)</i>	3.7%	3.1%
<u>Nursing Homes</u>		
Number of Persons 65+ who are in Nursing Homes (2000)	101	26,198
<i>Percent of all Persons 65+ who are in Nursing Homes (2000)</i>	6.2%	5.2%
Number of Persons 65+ <u>in Nursing Homes</u> who are <u>Female</u> (2000)	75	19,922
Number of Persons 65+ <u>in Nursing Homes</u> who are <u>Male</u> (2000)	26	6,276
<i>Percent of Persons <u>in Nursing Homes</u> ages 65+ who are <u>Female</u> (2000)</i>	74.3%	76.0%
<i>Percent of Persons <u>in Nursing Homes</u> ages 65+ who are <u>Male</u> (2000)</i>	25.7%	24.0%

These data were downloaded from the Census Bureau at

<http://factfinder.census.gov/>

You can also find Census 2000 data at the Kentucky State Data Center website

<http://cbpa.louisville.edu/ksdc/>

SEED (Social and Economic Education for Development) is a program of the Kentucky Cooperative Extension Service at the University of Kentucky. Faculty draw on the resources of the Social and Natural Resources Information Laboratory and professional contacts at the University of Kentucky, other agencies, and community programs throughout the country. For more information contact your local Cooperative Extension office or Dr. Richard C. Maurer, SEED, 500 Garrigus Building, University of Kentucky, Lexington, KY 40546 or call (859) 257-7582.

Educational programs of the Kentucky Cooperative Extension Service serve all people regardless of race, color, age, sex, religion, disability, or national origin.



KENTUCKY: BY THE NUMBERS
~ Aging and Nursing Homes ~



Bell County

Sam Quick, Julie N. Zimmerman, Nicole Breazeale, and Peter Hesseldenz
Rural and Economic Development Programs, Rural Sociology

University of Kentucky, College of Agriculture

October, 2001

While those living in nursing homes make up an important segment of Kentucky's 65+ population, their location reflects more *where nursing homes are located* rather than where they are needed. This data sheet is one of four which provides information on aging from the 2000 Census. Access to these county data sheets, along with a wide range of aging-related information, can be found online at

<http://www.ca.uky.edu/fcs/aging>.

"Kentucky: By the Numbers" provides county level data on a variety of topics.

The entire series is available at <http://www.ca.uky.edu/snarl>.

<u>Population</u>	<u>County</u>	<u>State</u>
Number of all Persons 65+ (2000)	4,129	504,793
Number of all Persons 65+ who are <u>Female</u> (2000)	2,541	300,812
Number of all Persons 65+ who are <u>Male</u> (2000)	1,588	203,981
<i>Percent of all <u>Females</u> 65+ who are in Nursing Homes (2000)</i>	6.9%	6.6%
<i>Percent of all <u>Males</u> 65+ who are in Nursing Homes (2000)</i>	3.8%	3.1%
<u>Nursing Homes</u>		
Number of Persons 65+ who are in Nursing Homes (2000)	237	26,198
<i>Percent of all Persons 65+ who are in Nursing Homes (2000)</i>	5.7%	5.2%
Number of Persons 65+ <u>in Nursing Homes</u> who are <u>Female</u> (2000)	176	19,922
Number of Persons 65+ <u>in Nursing Homes</u> who are <u>Male</u> (2000)	61	6,276
<i>Percent of Persons <u>in Nursing Homes</u> ages 65+ who are <u>Female</u> (2000)</i>	74.3%	76.0%
<i>Percent of Persons <u>in Nursing Homes</u> ages 65+ who are <u>Male</u> (2000)</i>	25.7%	24.0%

These data were downloaded from the Census Bureau at

<http://factfinder.census.gov/>

You can also find Census 2000 data at the Kentucky State Data Center website

<http://cbpa.louisville.edu/ksdc/>

SEED (Social and Economic Education for Development) is a program of the Kentucky Cooperative Extension Service at the University of Kentucky. Faculty draw on the resources of the Social and Natural Resources Information Laboratory and professional contacts at the University of Kentucky, other agencies, and community programs throughout the country. For more information contact your local Cooperative Extension office or Dr. Richard C. Maurer, SEED, 500 Garrigus Building, University of Kentucky, Lexington, KY 40546 or call (859) 257-7582.

Educational programs of the Kentucky Cooperative Extension Service serve all people regardless of race, color, age, sex, religion, disability, or national origin.



KENTUCKY: BY THE NUMBERS
~ Aging and Nursing Homes ~



Boone County

Sam Quick, Julie N. Zimmerman, Nicole Breazeale, and Peter Hesseldenz
Rural and Economic Development Programs, Rural Sociology

University of Kentucky, College of Agriculture

October, 2001

While those living in nursing homes make up an important segment of Kentucky's 65+ population, their location reflects more *where nursing homes are located* rather than where they are needed. This data sheet is one of four which provides information on aging from the 2000 Census. Access to these county data sheets, along with a wide range of aging-related information, can be found online at

<http://www.ca.uky.edu/fcs/aging>.

"Kentucky: By the Numbers" provides county level data on a variety of topics.

The entire series is available at <http://www.ca.uky.edu/snarl>.

<u>Population</u>	<u>County</u>	<u>State</u>
Number of all Persons 65+ (2000)	6,941	504,793
Number of all Persons 65+ who are <u>Female</u> (2000)	4,095	300,812
Number of all Persons 65+ who are <u>Male</u> (2000)	2,846	203,981
<i>Percent of all <u>Females</u> 65+ who are in Nursing Homes (2000)</i>	<i>5.6%</i>	<i>6.6%</i>
<i>Percent of all <u>Males</u> 65+ who are in Nursing Homes (2000)</i>	<i>2.0%</i>	<i>3.1%</i>
<u>Nursing Homes</u>		
Number of Persons 65+ who are in Nursing Homes (2000)	287	26,198
<i>Percent of all Persons 65+ who are in Nursing Homes (2000)</i>	<i>4.1%</i>	<i>5.2%</i>
Number of Persons 65+ <u>in Nursing Homes</u> who are <u>Female</u> (2000)	229	19,922
Number of Persons 65+ <u>in Nursing Homes</u> who are <u>Male</u> (2000)	58	6,276
<i>Percent of Persons <u>in Nursing Homes</u> ages 65+ who are <u>Female</u> (2000)</i>	<i>79.8%</i>	<i>76.0%</i>
<i>Percent of Persons <u>in Nursing Homes</u> ages 65+ who are <u>Male</u> (2000)</i>	<i>20.2%</i>	<i>24.0%</i>

These data were downloaded from the Census Bureau at

<http://factfinder.census.gov/>

You can also find Census 2000 data at the Kentucky State Data Center website

<http://cbpa.louisville.edu/ksdc/>

SEED (Social and Economic Education for Development) is a program of the Kentucky Cooperative Extension Service at the University of Kentucky. Faculty draw on the resources of the Social and Natural Resources Information Laboratory and professional contacts at the University of Kentucky, other agencies, and community programs throughout the country. For more information contact your local Cooperative Extension office or Dr. Richard C. Maurer, SEED, 500 Garrigus Building, University of Kentucky, Lexington, KY 40546 or call (859) 257-7582.

Educational programs of the Kentucky Cooperative Extension Service serve all people regardless of race, color, age, sex, religion, disability, or national origin.



KENTUCKY: BY THE NUMBERS
~ Aging and Nursing Homes ~



Bourbon County

Sam Quick, Julie N. Zimmerman, Nicole Breazeale, and Peter Hesseldenz
Rural and Economic Development Programs, Rural Sociology

University of Kentucky, College of Agriculture

October, 2001

While those living in nursing homes make up an important segment of Kentucky's 65+ population, their location reflects more *where nursing homes are located* rather than where they are needed. This data sheet is one of four which provides information on aging from the 2000 Census. Access to these county data sheets, along with a wide range of aging-related information, can be found online at

<http://www.ca.uky.edu/fcs/aging>.

"Kentucky: By the Numbers" provides county level data on a variety of topics.

The entire series is available at <http://www.ca.uky.edu/snarl>.

<u>Population</u>	<u>County</u>	<u>State</u>
Number of all Persons 65+ (2000)	2,631	504,793
Number of all Persons 65+ who are <u>Female</u> (2000)	1,590	300,812
Number of all Persons 65+ who are <u>Male</u> (2000)	1,041	203,981
<i>Percent of all <u>Females</u> 65+ who are in Nursing Homes (2000)</i>	<i>5.2%</i>	<i>6.6%</i>
<i>Percent of all <u>Males</u> 65+ who are in Nursing Homes (2000)</i>	<i>2.3%</i>	<i>3.1%</i>
<u>Nursing Homes</u>		
Number of Persons 65+ who are in Nursing Homes (2000)	107	26,198
<i>Percent of all Persons 65+ who are in Nursing Homes (2000)</i>	<i>4.1%</i>	<i>5.2%</i>
Number of Persons 65+ <u>in Nursing Homes</u> who are <u>Female</u> (2000)	83	19,922
Number of Persons 65+ <u>in Nursing Homes</u> who are <u>Male</u> (2000)	24	6,276
<i>Percent of Persons <u>in Nursing Homes</u> ages 65+ who are <u>Female</u> (2000)</i>	<i>77.6%</i>	<i>76.0%</i>
<i>Percent of Persons <u>in Nursing Homes</u> ages 65+ who are <u>Male</u> (2000)</i>	<i>22.4%</i>	<i>24.0%</i>

These data were downloaded from the Census Bureau at

<http://factfinder.census.gov/>

You can also find Census 2000 data at the Kentucky State Data Center website

<http://cbpa.louisville.edu/ksdc/>

SEED (Social and Economic Education for Development) is a program of the Kentucky Cooperative Extension Service at the University of Kentucky. Faculty draw on the resources of the Social and Natural Resources Information Laboratory and professional contacts at the University of Kentucky, other agencies, and community programs throughout the country. For more information contact your local Cooperative Extension office or Dr. Richard C. Maurer, SEED, 500 Garrigus Building, University of Kentucky, Lexington, KY 40546 or call (859) 257-7582.

Educational programs of the Kentucky Cooperative Extension Service serve all people regardless of race, color, age, sex, religion, disability, or national origin.



KENTUCKY: BY THE NUMBERS

~ Aging and Nursing Homes ~



Boyd County

Sam Quick, Julie N. Zimmerman, Nicole Breazeale, and Peter Hesseldenz
Rural and Economic Development Programs, Rural Sociology

University of Kentucky, College of Agriculture

October, 2001

While those living in nursing homes make up an important segment of Kentucky's 65+ population, their location reflects more *where nursing homes are located* rather than where they are needed. This data sheet is one of four which provides information on aging from the 2000 Census. Access to these county data sheets, along with a wide range of aging-related information, can be found online at

<http://www.ca.uky.edu/fcs/aging>.

"Kentucky: By the Numbers" provides county level data on a variety of topics.

The entire series is available at **<http://www.ca.uky.edu/snarl>**.

<u>Population</u>	<u>County</u>	<u>State</u>
Number of all Persons 65+ (2000)	7,758	504,793
Number of all Persons 65+ who are <u>Female</u> (2000)	4,677	300,812
Number of all Persons 65+ who are <u>Male</u> (2000)	3,081	203,981
<i>Percent of all <u>Females</u> 65+ who are in Nursing Homes (2000)</i>	3.3%	6.6%
<i>Percent of all <u>Males</u> 65+ who are in Nursing Homes (2000)</i>	0.9%	3.1%
<u>Nursing Homes</u>		
Number of Persons 65+ who are in Nursing Homes (2000)	181	26,198
<i>Percent of all Persons 65+ who are in Nursing Homes (2000)</i>	2.3%	5.2%
Number of Persons 65+ <u>in Nursing Homes</u> who are <u>Female</u> (2000)	153	19,922
Number of Persons 65+ <u>in Nursing Homes</u> who are <u>Male</u> (2000)	28	6,276
<i>Percent of Persons <u>in Nursing Homes</u> ages 65+ who are <u>Female</u> (2000)</i>	84.5%	76.0%
<i>Percent of Persons <u>in Nursing Homes</u> ages 65+ who are <u>Male</u> (2000)</i>	15.5%	24.0%

These data were downloaded from the Census Bureau at

<http://factfinder.census.gov/>

You can also find Census 2000 data at the Kentucky State Data Center website

<http://cbpa.louisville.edu/ksdc/>

SEED (Social and Economic Education for Development) is a program of the Kentucky Cooperative Extension Service at the University of Kentucky. Faculty draw on the resources of the Social and Natural Resources Information Laboratory and professional contacts at the University of Kentucky, other agencies, and community programs throughout the country. For more information contact your local Cooperative Extension office or Dr. Richard C. Maurer, SEED, 500 Garrigus Building, University of Kentucky, Lexington, KY 40546 or call (859) 257-7582.

Educational programs of the Kentucky Cooperative Extension Service serve all people regardless of race, color, age, sex, religion, disability, or national origin.



KENTUCKY: BY THE NUMBERS
~ Aging and Nursing Homes ~



Boyle County

Sam Quick, Julie N. Zimmerman, Nicole Breazeale, and Peter Hesseldenz
Rural and Economic Development Programs, Rural Sociology

University of Kentucky, College of Agriculture

October, 2001

While those living in nursing homes make up an important segment of Kentucky's 65+ population, their location reflects more *where nursing homes are located* rather than where they are needed. This data sheet is one of four which provides information on aging from the 2000 Census. Access to these county data sheets, along with a wide range of aging-related information, can be found online at

<http://www.ca.uky.edu/fcs/aging>.

"Kentucky: By the Numbers" provides county level data on a variety of topics.

The entire series is available at <http://www.ca.uky.edu/snarl>.

<u>Population</u>	<u>County</u>	<u>State</u>
Number of all Persons 65+ (2000)	3,894	504,793
Number of all Persons 65+ who are <u>Female</u> (2000)	2,392	300,812
Number of all Persons 65+ who are <u>Male</u> (2000)	1,502	203,981
<i>Percent of all <u>Females</u> 65+ who are in Nursing Homes (2000)</i>	5.9%	6.6%
<i>Percent of all <u>Males</u> 65+ who are in Nursing Homes (2000)</i>	3.1%	3.1%
<u>Nursing Homes</u>		
Number of Persons 65+ who are in Nursing Homes (2000)	186	26,198
<i>Percent of all Persons 65+ who are in Nursing Homes (2000)</i>	4.8%	5.2%
Number of Persons 65+ <u>in Nursing Homes</u> who are <u>Female</u> (2000)	140	19,922
Number of Persons 65+ <u>in Nursing Homes</u> who are <u>Male</u> (2000)	46	6,276
<i>Percent of Persons <u>in Nursing Homes</u> ages 65+ who are <u>Female</u> (2000)</i>	75.3%	76.0%
<i>Percent of Persons <u>in Nursing Homes</u> ages 65+ who are <u>Male</u> (2000)</i>	24.7%	24.0%

These data were downloaded from the Census Bureau at

<http://factfinder.census.gov/>

You can also find Census 2000 data at the Kentucky State Data Center website


<http://cbpa.louisville.edu/ksdc/>

SEED (Social and Economic Education for Development) is a program of the Kentucky Cooperative Extension Service at the University of Kentucky. Faculty draw on the resources of the Social and Natural Resources Information Laboratory and professional contacts at the University of Kentucky, other agencies, and community programs throughout the country. For more information contact your local Cooperative Extension office or Dr. Richard C. Maurer, SEED, 500 Garrigus Building, University of Kentucky, Lexington, KY 40546 or call (859) 257-7582.

Educational programs of the Kentucky Cooperative Extension Service serve all people regardless of race, color, age, sex, religion, disability, or national origin.



KENTUCKY: BY THE NUMBERS
~ Aging and Nursing Homes ~



Bracken County

Sam Quick, Julie N. Zimmerman, Nicole Breazeale, and Peter Hesseldenz
Rural and Economic Development Programs, Rural Sociology

University of Kentucky, College of Agriculture

October, 2001

While those living in nursing homes make up an important segment of Kentucky's 65+ population, their location reflects more *where nursing homes are located* rather than where they are needed. This data sheet is one of four which provides information on aging from the 2000 Census. Access to these county data sheets, along with a wide range of aging-related information, can be found online at

<http://www.ca.uky.edu/fcs/aging>.

"Kentucky: By the Numbers" provides county level data on a variety of topics.

The entire series is available at <http://www.ca.uky.edu/snarl>.

<u>Population</u>	<u>County</u>	<u>State</u>
Number of all Persons 65+ (2000)	1,117	504,793
Number of all Persons 65+ who are <u>Female</u> (2000)	630	300,812
Number of all Persons 65+ who are <u>Male</u> (2000)	487	203,981
<i>Percent of all <u>Females</u> 65+ who are in Nursing Homes (2000)</i>	<i>3.7%</i>	<i>6.6%</i>
<i>Percent of all <u>Males</u> 65+ who are in Nursing Homes (2000)</i>	<i>3.5%</i>	<i>3.1%</i>
<u>Nursing Homes</u>		
Number of Persons 65+ who are in Nursing Homes (2000)	40	26,198
<i>Percent of all Persons 65+ who are in Nursing Homes (2000)</i>	<i>3.6%</i>	<i>5.2%</i>
Number of Persons 65+ <u>in Nursing Homes</u> who are <u>Female</u> (2000)	23	19,922
Number of Persons 65+ <u>in Nursing Homes</u> who are <u>Male</u> (2000)	17	6,276
<i>Percent of Persons <u>in Nursing Homes</u> ages 65+ who are <u>Female</u> (2000)</i>	<i>57.5%</i>	<i>76.0%</i>
<i>Percent of Persons <u>in Nursing Homes</u> ages 65+ who are <u>Male</u> (2000)</i>	<i>42.5%</i>	<i>24.0%</i>

These data were downloaded from the Census Bureau at

<http://factfinder.census.gov/>

You can also find Census 2000 data at the Kentucky State Data Center website


<http://cbpa.louisville.edu/ksdc/>

SEED (Social and Economic Education for Development) is a program of the Kentucky Cooperative Extension Service at the University of Kentucky. Faculty draw on the resources of the Social and Natural Resources Information Laboratory and professional contacts at the University of Kentucky, other agencies, and community programs throughout the country. For more information contact your local Cooperative Extension office or Dr. Richard C. Maurer, SEED, 500 Garrigus Building, University of Kentucky, Lexington, KY 40546 or call (859) 257-7582.

Educational programs of the Kentucky Cooperative Extension Service serve all people regardless of race, color, age, sex, religion, disability, or national origin.



KENTUCKY: BY THE NUMBERS
~ Aging and Nursing Homes ~



Breathitt County

Sam Quick, Julie N. Zimmerman, Nicole Breazeale, and Peter Hesseldenz
Rural and Economic Development Programs, Rural Sociology

University of Kentucky, College of Agriculture

October, 2001

While those living in nursing homes make up an important segment of Kentucky's 65+ population, their location reflects more *where nursing homes are located* rather than where they are needed. This data sheet is one of four which provides information on aging from the 2000 Census. Access to these county data sheets, along with a wide range of aging-related information, can be found online at

<http://www.ca.uky.edu/fcs/aging>.

"Kentucky: By the Numbers" provides county level data on a variety of topics.

The entire series is available at <http://www.ca.uky.edu/snarl>.

<u>Population</u>	<u>County</u>	<u>State</u>
Number of all Persons 65+ (2000)	1,857	504,793
Number of all Persons 65+ who are <u>Female</u> (2000)	1,070	300,812
Number of all Persons 65+ who are <u>Male</u> (2000)	787	203,981
<i>Percent of all <u>Females</u> 65+ who are in Nursing Homes (2000)</i>	<i>6.5%</i>	<i>6.6%</i>
<i>Percent of all <u>Males</u> 65+ who are in Nursing Homes (2000)</i>	<i>3.8%</i>	<i>3.1%</i>
<u>Nursing Homes</u>		
Number of Persons 65+ who are in Nursing Homes (2000)	100	26,198
<i>Percent of all Persons 65+ who are in Nursing Homes (2000)</i>	<i>5.4%</i>	<i>5.2%</i>
Number of Persons 65+ <u>in Nursing Homes</u> who are <u>Female</u> (2000)	70	19,922
Number of Persons 65+ <u>in Nursing Homes</u> who are <u>Male</u> (2000)	30	6,276
<i>Percent of Persons <u>in Nursing Homes</u> ages 65+ who are <u>Female</u> (2000)</i>	<i>70.0%</i>	<i>76.0%</i>
<i>Percent of Persons <u>in Nursing Homes</u> ages 65+ who are <u>Male</u> (2000)</i>	<i>30.0%</i>	<i>24.0%</i>

These data were downloaded from the Census Bureau at

<http://factfinder.census.gov/>

You can also find Census 2000 data at the Kentucky State Data Center website

<http://cbpa.louisville.edu/ksdc/>

SEED (Social and Economic Education for Development) is a program of the Kentucky Cooperative Extension Service at the University of Kentucky. Faculty draw on the resources of the Social and Natural Resources Information Laboratory and professional contacts at the University of Kentucky, other agencies, and community programs throughout the country. For more information contact your local Cooperative Extension office or Dr. Richard C. Maurer, SEED, 500 Garrigus Building, University of Kentucky, Lexington, KY 40546 or call (859) 257-7582.

Educational programs of the Kentucky Cooperative Extension Service serve all people regardless of race, color, age, sex, religion, disability, or national origin.



KENTUCKY: BY THE NUMBERS
 ~ Aging and Nursing Homes ~
Breckinridge County



Sam Quick, Julie N. Zimmerman, Nicole Breazeale, and Peter Hesseldenz
 Rural and Economic Development Programs, Rural Sociology

University of Kentucky, College of Agriculture

October, 2001

While those living in nursing homes make up an important segment of Kentucky's 65+ population, their location reflects more *where nursing homes are located* rather than where they are needed. This data sheet is one of four which provides information on aging from the 2000 Census. Access to these county data sheets, along with a wide range of aging-related information, can be found online at

<http://www.ca.uky.edu/fcs/aging>.

"Kentucky: By the Numbers" provides county level data on a variety of topics.

The entire series is available at <http://www.ca.uky.edu/snarl>.

<u>Population</u>	<u>County</u>	<u>State</u>
Number of all Persons 65+ (2000)	2,652	504,793
Number of all Persons 65+ who are <u>Female</u> (2000)	1,463	300,812
Number of all Persons 65+ who are <u>Male</u> (2000)	1,189	203,981
<i>Percent of all <u>Females</u> 65+ who are in Nursing Homes (2000)</i>	<i>0.5%</i>	<i>6.6%</i>
<i>Percent of all <u>Males</u> 65+ who are in Nursing Homes (2000)</i>	<i>0.6%</i>	<i>3.1%</i>
<u>Nursing Homes</u>		
Number of Persons 65+ who are in Nursing Homes (2000)	15	26,198
<i>Percent of all Persons 65+ who are in Nursing Homes (2000)</i>	<i>0.6%</i>	<i>5.2%</i>
Number of Persons 65+ <u>in Nursing Homes</u> who are <u>Female</u> (2000)	8	19,922
Number of Persons 65+ <u>in Nursing Homes</u> who are <u>Male</u> (2000)	7	6,276
<i>Percent of Persons <u>in Nursing Homes</u> ages 65+ who are <u>Female</u> (2000)</i>	<i>53.3%</i>	<i>76.0%</i>
<i>Percent of Persons <u>in Nursing Homes</u> ages 65+ who are <u>Male</u> (2000)</i>	<i>46.7%</i>	<i>24.0%</i>

These data were downloaded from the Census Bureau at

<http://factfinder.census.gov/>

You can also find Census 2000 data at the Kentucky State Data Center website

<http://cbpa.louisville.edu/ksdc/>


SEED (Social and Economic Education for Development) is a program of the Kentucky Cooperative Extension Service at the University of Kentucky. Faculty draw on the resources of the Social and Natural Resources Information Laboratory and professional contacts at the University of Kentucky, other agencies, and community programs throughout the country. For more information contact your local Cooperative Extension office or Dr. Richard C. Maurer, SEED, 500 Garrigus Building, University of Kentucky, Lexington, KY 40546 or call (859) 257-7582.

Educational programs of the Kentucky Cooperative Extension Service serve all people regardless of race, color, age, sex, religion, disability, or national origin.



KENTUCKY: BY THE NUMBERS

~ Aging and Nursing Homes ~



Bullitt County

Sam Quick, Julie N. Zimmerman, Nicole Breazeale, and Peter Hesseldenz
Rural and Economic Development Programs, Rural Sociology

University of Kentucky, College of Agriculture

October, 2001

While those living in nursing homes make up an important segment of Kentucky's 65+ population, their location reflects more *where nursing homes are located* rather than where they are needed. This data sheet is one of four which provides information on aging from the 2000 Census. Access to these county data sheets, along with a wide range of aging-related information, can be found online at

<http://www.ca.uky.edu/fcs/aging>.

"Kentucky: By the Numbers" provides county level data on a variety of topics.

The entire series is available at <http://www.ca.uky.edu/snarl>.

<u>Population</u>	<u>County</u>	<u>State</u>
Number of all Persons 65+ (2000)	4,792	504,793
Number of all Persons 65+ who are <u>Female</u> (2000)	2,675	300,812
Number of all Persons 65+ who are <u>Male</u> (2000)	2,117	203,981
<i>Percent of all <u>Females</u> 65+ who are in Nursing Homes (2000)</i>	<i>3.5%</i>	<i>6.6%</i>
<i>Percent of all <u>Males</u> 65+ who are in Nursing Homes (2000)</i>	<i>0.8%</i>	<i>3.1%</i>
<u>Nursing Homes</u>		
Number of Persons 65+ who are in Nursing Homes (2000)	110	26,198
<i>Percent of all Persons 65+ who are in Nursing Homes (2000)</i>	<i>2.3%</i>	<i>5.2%</i>
Number of Persons 65+ <u>in Nursing Homes</u> who are <u>Female</u> (2000)	93	19,922
Number of Persons 65+ <u>in Nursing Homes</u> who are <u>Male</u> (2000)	17	6,276
<i>Percent of Persons <u>in Nursing Homes</u> ages 65+ who are <u>Female</u> (2000)</i>	<i>84.5%</i>	<i>76.0%</i>
<i>Percent of Persons <u>in Nursing Homes</u> ages 65+ who are <u>Male</u> (2000)</i>	<i>15.5%</i>	<i>24.0%</i>

These data were downloaded from the Census Bureau at

<http://factfinder.census.gov/>

You can also find Census 2000 data at the Kentucky State Data Center website

<http://cbpa.louisville.edu/ksdc/>

SEED (Social and Economic Education for Development) is a program of the Kentucky Cooperative Extension Service at the University of Kentucky. Faculty draw on the resources of the Social and Natural Resources Information Laboratory and professional contacts at the University of Kentucky, other agencies, and community programs throughout the country. For more information contact your local Cooperative Extension office or Dr. Richard C. Maurer, SEED, 500 Garrigus Building, University of Kentucky, Lexington, KY 40546 or call (859) 257-7582.

Educational programs of the Kentucky Cooperative Extension Service serve all people regardless of race, color, age, sex, religion, disability, or national origin.



KENTUCKY: BY THE NUMBERS
~ Aging and Nursing Homes ~



Butler County

Sam Quick, Julie N. Zimmerman, Nicole Breazeale, and Peter Hesseldenz
Rural and Economic Development Programs, Rural Sociology

University of Kentucky, College of Agriculture

October, 2001

While those living in nursing homes make up an important segment of Kentucky's 65+ population, their location reflects more *where nursing homes are located* rather than where they are needed. This data sheet is one of four which provides information on aging from the 2000 Census. Access to these county data sheets, along with a wide range of aging-related information, can be found online at

<http://www.ca.uky.edu/fcs/aging>.

"Kentucky: By the Numbers" provides county level data on a variety of topics.

The entire series is available at <http://www.ca.uky.edu/snarl>.

<u>Population</u>	<u>County</u>	<u>State</u>
Number of all Persons 65+ (2000)	1,671	504,793
Number of all Persons 65+ who are <u>Female</u> (2000)	973	300,812
Number of all Persons 65+ who are <u>Male</u> (2000)	698	203,981
<i>Percent of all <u>Females</u> 65+ who are in Nursing Homes (2000)</i>	<i>10.3%</i>	<i>6.6%</i>
<i>Percent of all <u>Males</u> 65+ who are in Nursing Homes (2000)</i>	<i>4.7%</i>	<i>3.1%</i>
<u>Nursing Homes</u>		
Number of Persons 65+ who are in Nursing Homes (2000)	133	26,198
<i>Percent of all Persons 65+ who are in Nursing Homes (2000)</i>	<i>8.0%</i>	<i>5.2%</i>
Number of Persons 65+ <u>in Nursing Homes</u> who are <u>Female</u> (2000)	100	19,922
Number of Persons 65+ <u>in Nursing Homes</u> who are <u>Male</u> (2000)	33	6,276
<i>Percent of Persons <u>in Nursing Homes</u> ages 65+ who are <u>Female</u> (2000)</i>	<i>75.2%</i>	<i>76.0%</i>
<i>Percent of Persons <u>in Nursing Homes</u> ages 65+ who are <u>Male</u> (2000)</i>	<i>24.8%</i>	<i>24.0%</i>

These data were downloaded from the Census Bureau at

<http://factfinder.census.gov/>

You can also find Census 2000 data at the Kentucky State Data Center website

<http://cbpa.louisville.edu/ksdc/>

SEED (Social and Economic Education for Development) is a program of the Kentucky Cooperative Extension Service at the University of Kentucky. Faculty draw on the resources of the Social and Natural Resources Information Laboratory and professional contacts at the University of Kentucky, other agencies, and community programs throughout the country. For more information contact your local Cooperative Extension office or Dr. Richard C. Maurer, SEED, 500 Garrigus Building, University of Kentucky, Lexington, KY 40546 or call (859) 257-7582.

Educational programs of the Kentucky Cooperative Extension Service serve all people regardless of race, color, age, sex, religion, disability, or national origin.



KENTUCKY: BY THE NUMBERS
~ Aging and Nursing Homes ~



Caldwell County

Sam Quick, Julie N. Zimmerman, Nicole Breazeale, and Peter Hesseldenz
Rural and Economic Development Programs, Rural Sociology

University of Kentucky, College of Agriculture

October, 2001

While those living in nursing homes make up an important segment of Kentucky's 65+ population, their location reflects more *where nursing homes are located* rather than where they are needed. This data sheet is one of four which provides information on aging from the 2000 Census. Access to these county data sheets, along with a wide range of aging-related information, can be found online at

<http://www.ca.uky.edu/fcs/aging>.

"Kentucky: By the Numbers" provides county level data on a variety of topics.

The entire series is available at <http://www.ca.uky.edu/snarl>.

<u>Population</u>	<u>County</u>	<u>State</u>
Number of all Persons 65+ (2000)	2,348	504,793
Number of all Persons 65+ who are <u>Female</u> (2000)	1,409	300,812
Number of all Persons 65+ who are <u>Male</u> (2000)	939	203,981
<i>Percent of all <u>Females</u> 65+ who are in Nursing Homes (2000)</i>	<i>6.5%</i>	<i>6.6%</i>
<i>Percent of all <u>Males</u> 65+ who are in Nursing Homes (2000)</i>	<i>3.5%</i>	<i>3.1%</i>
<u>Nursing Homes</u>		
Number of Persons 65+ who are in Nursing Homes (2000)	125	26,198
<i>Percent of all Persons 65+ who are in Nursing Homes (2000)</i>	<i>5.3%</i>	<i>5.2%</i>
Number of Persons 65+ <u>in Nursing Homes</u> who are <u>Female</u> (2000)	92	19,922
Number of Persons 65+ <u>in Nursing Homes</u> who are <u>Male</u> (2000)	33	6,276
<i>Percent of Persons <u>in Nursing Homes</u> ages 65+ who are <u>Female</u> (2000)</i>	<i>73.6%</i>	<i>76.0%</i>
<i>Percent of Persons <u>in Nursing Homes</u> ages 65+ who are <u>Male</u> (2000)</i>	<i>26.4%</i>	<i>24.0%</i>

These data were downloaded from the Census Bureau at

<http://factfinder.census.gov/>

You can also find Census 2000 data at the Kentucky State Data Center website

<http://cbpa.louisville.edu/ksdc/>

SEED (Social and Economic Education for Development) is a program of the Kentucky Cooperative Extension Service at the University of Kentucky. Faculty draw on the resources of the Social and Natural Resources Information Laboratory and professional contacts at the University of Kentucky, other agencies, and community programs throughout the country. For more information contact your local Cooperative Extension office or Dr. Richard C. Maurer, SEED, 500 Garrigus Building, University of Kentucky, Lexington, KY 40546 or call (859) 257-7582.

Educational programs of the Kentucky Cooperative Extension Service serve all people regardless of race, color, age, sex, religion, disability, or national origin.



KENTUCKY: BY THE NUMBERS
~ Aging and Nursing Homes ~



Calloway County

Sam Quick, Julie N. Zimmerman, Nicole Breazeale, and Peter Hesseldenz
Rural and Economic Development Programs, Rural Sociology

University of Kentucky, College of Agriculture

October, 2001

While those living in nursing homes make up an important segment of Kentucky's 65+ population, their location reflects more *where nursing homes are located* rather than where they are needed. This data sheet is one of four which provides information on aging from the 2000 Census. Access to these county data sheets, along with a wide range of aging-related information, can be found online at

<http://www.ca.uky.edu/fcs/aging>.

"Kentucky: By the Numbers" provides county level data on a variety of topics.

The entire series is available at <http://www.ca.uky.edu/snarl>.

<u>Population</u>	<u>County</u>	<u>State</u>
Number of all Persons 65+ (2000)	5,124	504,793
Number of all Persons 65+ who are <u>Female</u> (2000)	3,038	300,812
Number of all Persons 65+ who are <u>Male</u> (2000)	2,086	203,981
<i>Percent of all <u>Females</u> 65+ who are in Nursing Homes (2000)</i>	<i>9.8%</i>	<i>6.6%</i>
<i>Percent of all <u>Males</u> 65+ who are in Nursing Homes (2000)</i>	<i>3.9%</i>	<i>3.1%</i>
<u>Nursing Homes</u>		
Number of Persons 65+ who are in Nursing Homes (2000)	379	26,198
<i>Percent of all Persons 65+ who are in Nursing Homes (2000)</i>	<i>7.4%</i>	<i>5.2%</i>
Number of Persons 65+ <u>in Nursing Homes</u> who are <u>Female</u> (2000)	297	19,922
Number of Persons 65+ <u>in Nursing Homes</u> who are <u>Male</u> (2000)	82	6,276
<i>Percent of Persons <u>in Nursing Homes</u> ages 65+ who are <u>Female</u> (2000)</i>	<i>78.4%</i>	<i>76.0%</i>
<i>Percent of Persons <u>in Nursing Homes</u> ages 65+ who are <u>Male</u> (2000)</i>	<i>21.6%</i>	<i>24.0%</i>

These data were downloaded from the Census Bureau at

<http://factfinder.census.gov/>

You can also find Census 2000 data at the Kentucky State Data Center website

<http://cbpa.louisville.edu/ksdc/>

SEED (Social and Economic Education for Development) is a program of the Kentucky Cooperative Extension Service at the University of Kentucky. Faculty draw on the resources of the Social and Natural Resources Information Laboratory and professional contacts at the University of Kentucky, other agencies, and community programs throughout the country. For more information contact your local Cooperative Extension office or Dr. Richard C. Maurer, SEED, 500 Garrigus Building, University of Kentucky, Lexington, KY 40546 or call (859) 257-7582.

Educational programs of the Kentucky Cooperative Extension Service serve all people regardless of race, color, age, sex, religion, disability, or national origin.



KENTUCKY: BY THE NUMBERS
~ Aging and Nursing Homes ~
Campbell County



Sam Quick, Julie N. Zimmerman, Nicole Breazeale, and Peter Hesseldenz
Rural and Economic Development Programs, Rural Sociology

University of Kentucky, College of Agriculture

October, 2001

While those living in nursing homes make up an important segment of Kentucky's 65+ population, their location reflects more *where nursing homes are located* rather than where they are needed. This data sheet is one of four which provides information on aging from the 2000 Census. Access to these county data sheets, along with a wide range of aging-related information, can be found online at

<http://www.ca.uky.edu/fcs/aging>.

"Kentucky: By the Numbers" provides county level data on a variety of topics.
The entire series is available at <http://www.ca.uky.edu/snarl>.

<u>Population</u>	<u>County</u>	<u>State</u>
Number of all Persons 65+ (2000)	11,165	504,793
Number of all Persons 65+ who are <u>Female</u> (2000)	6,768	300,812
Number of all Persons 65+ who are <u>Male</u> (2000)	4,397	203,981
<i>Percent of all <u>Females</u> 65+ who are in Nursing Homes (2000)</i>	<i>7.5%</i>	<i>6.6%</i>
<i>Percent of all <u>Males</u> 65+ who are in Nursing Homes (2000)</i>	<i>4.6%</i>	<i>3.1%</i>
<u>Nursing Homes</u>		
Number of Persons 65+ who are in Nursing Homes (2000)	709	26,198
<i>Percent of all Persons 65+ who are in Nursing Homes (2000)</i>	<i>6.4%</i>	<i>5.2%</i>
Number of Persons 65+ <u>in Nursing Homes</u> who are <u>Female</u> (2000)	506	19,922
Number of Persons 65+ <u>in Nursing Homes</u> who are <u>Male</u> (2000)	203	6,276
<i>Percent of Persons <u>in Nursing Homes</u> ages 65+ who are <u>Female</u> (2000)</i>	<i>71.4%</i>	<i>76.0%</i>
<i>Percent of Persons <u>in Nursing Homes</u> ages 65+ who are <u>Male</u> (2000)</i>	<i>28.6%</i>	<i>24.0%</i>

These data were downloaded from the Census Bureau at

<http://factfinder.census.gov/>

You can also find Census 2000 data at the Kentucky State Data Center website


<http://cbpa.louisville.edu/ksdc/>

SEED (Social and Economic Education for Development) is a program of the Kentucky Cooperative Extension Service at the University of Kentucky. Faculty draw on the resources of the Social and Natural Resources Information Laboratory and professional contacts at the University of Kentucky, other agencies, and community programs throughout the country. For more information contact your local Cooperative Extension office or Dr. Richard C. Maurer, SEED, 500 Garrigus Building, University of Kentucky, Lexington, KY 40546 or call (859) 257-7582.

Educational programs of the Kentucky Cooperative Extension Service serve all people regardless of race, color, age, sex, religion, disability, or national origin.



KENTUCKY: BY THE NUMBERS
~ Aging and Nursing Homes ~



Carlisle County

Sam Quick, Julie N. Zimmerman, Nicole Breazeale, and Peter Hesseldenz
Rural and Economic Development Programs, Rural Sociology

University of Kentucky, College of Agriculture

October, 2001

While those living in nursing homes make up an important segment of Kentucky's 65+ population, their location reflects more *where nursing homes are located* rather than where they are needed. This data sheet is one of four which provides information on aging from the 2000 Census. Access to these county data sheets, along with a wide range of aging-related information, can be found online at

<http://www.ca.uky.edu/fcs/aging>.

"Kentucky: By the Numbers" provides county level data on a variety of topics.

The entire series is available at <http://www.ca.uky.edu/snarl>.

<u>Population</u>	<u>County</u>	<u>State</u>
Number of all Persons 65+ (2000)	978	504,793
Number of all Persons 65+ who are <u>Female</u> (2000)	575	300,812
Number of all Persons 65+ who are <u>Male</u> (2000)	403	203,981
<i>Percent of all <u>Females</u> 65+ who are in Nursing Homes (2000)</i>	<i>7.8%</i>	<i>6.6%</i>
<i>Percent of all <u>Males</u> 65+ who are in Nursing Homes (2000)</i>	<i>2.7%</i>	<i>3.1%</i>
<u>Nursing Homes</u>		
Number of Persons 65+ who are in Nursing Homes (2000)	56	26,198
<i>Percent of all Persons 65+ who are in Nursing Homes (2000)</i>	<i>5.7%</i>	<i>5.2%</i>
Number of Persons 65+ <u>in Nursing Homes</u> who are <u>Female</u> (2000)	45	19,922
Number of Persons 65+ <u>in Nursing Homes</u> who are <u>Male</u> (2000)	11	6,276
<i>Percent of Persons <u>in Nursing Homes</u> ages 65+ who are <u>Female</u> (2000)</i>	<i>80.4%</i>	<i>76.0%</i>
<i>Percent of Persons <u>in Nursing Homes</u> ages 65+ who are <u>Male</u> (2000)</i>	<i>19.6%</i>	<i>24.0%</i>

These data were downloaded from the Census Bureau at

<http://factfinder.census.gov/>

You can also find Census 2000 data at the Kentucky State Data Center website


<http://cbpa.louisville.edu/ksdc/>

SEED (Social and Economic Education for Development) is a program of the Kentucky Cooperative Extension Service at the University of Kentucky. Faculty draw on the resources of the Social and Natural Resources Information Laboratory and professional contacts at the University of Kentucky, other agencies, and community programs throughout the country. For more information contact your local Cooperative Extension office or Dr. Richard C. Maurer, SEED, 500 Garrigus Building, University of Kentucky, Lexington, KY 40546 or call (859) 257-7582.

Educational programs of the Kentucky Cooperative Extension Service serve all people regardless of race, color, age, sex, religion, disability, or national origin.



KENTUCKY: BY THE NUMBERS
~ Aging and Nursing Homes ~



Carroll County

Sam Quick, Julie N. Zimmerman, Nicole Breazeale, and Peter Hesseldenz
Rural and Economic Development Programs, Rural Sociology

University of Kentucky, College of Agriculture

October, 2001

While those living in nursing homes make up an important segment of Kentucky's 65+ population, their location reflects more *where nursing homes are located* rather than where they are needed. This data sheet is one of four which provides information on aging from the 2000 Census. Access to these county data sheets, along with a wide range of aging-related information, can be found online at

<http://www.ca.uky.edu/fcs/aging>.

"Kentucky: By the Numbers" provides county level data on a variety of topics.

The entire series is available at <http://www.ca.uky.edu/snarl>.

<u>Population</u>	<u>County</u>	<u>State</u>
Number of all Persons 65+ (2000)	1,266	504,793
Number of all Persons 65+ who are <u>Female</u> (2000)	727	300,812
Number of all Persons 65+ who are <u>Male</u> (2000)	539	203,981
<i>Percent of all <u>Females</u> 65+ who are in Nursing Homes (2000)</i>	5.9%	6.6%
<i>Percent of all <u>Males</u> 65+ who are in Nursing Homes (2000)</i>	3.5%	3.1%
<u>Nursing Homes</u>		
Number of Persons 65+ who are in Nursing Homes (2000)	62	26,198
<i>Percent of all Persons 65+ who are in Nursing Homes (2000)</i>	4.9%	5.2%
Number of Persons 65+ <u>in Nursing Homes</u> who are <u>Female</u> (2000)	43	19,922
Number of Persons 65+ <u>in Nursing Homes</u> who are <u>Male</u> (2000)	19	6,276
<i>Percent of Persons <u>in Nursing Homes</u> ages 65+ who are <u>Female</u> (2000)</i>	69.4%	76.0%
<i>Percent of Persons <u>in Nursing Homes</u> ages 65+ who are <u>Male</u> (2000)</i>	30.6%	24.0%

These data were downloaded from the Census Bureau at

<http://factfinder.census.gov/>

You can also find Census 2000 data at the Kentucky State Data Center website

<http://cbpa.louisville.edu/ksdc/>

SEED (Social and Economic Education for Development) is a program of the Kentucky Cooperative Extension Service at the University of Kentucky. Faculty draw on the resources of the Social and Natural Resources Information Laboratory and professional contacts at the University of Kentucky, other agencies, and community programs throughout the country. For more information contact your local Cooperative Extension office or Dr. Richard C. Maurer, SEED, 500 Garrigus Building, University of Kentucky, Lexington, KY 40546 or call (859) 257-7582.

Educational programs of the Kentucky Cooperative Extension Service serve all people regardless of race, color, age, sex, religion, disability, or national origin.



KENTUCKY: BY THE NUMBERS
~ Aging and Nursing Homes ~



Carter County

Sam Quick, Julie N. Zimmerman, Nicole Breazeale, and Peter Hesseldenz
Rural and Economic Development Programs, Rural Sociology

University of Kentucky, College of Agriculture

October, 2001

While those living in nursing homes make up an important segment of Kentucky's 65+ population, their location reflects more *where nursing homes are located* rather than where they are needed. This data sheet is one of four which provides information on aging from the 2000 Census. Access to these county data sheets, along with a wide range of aging-related information, can be found online at

<http://www.ca.uky.edu/fcs/aging>.

"Kentucky: By the Numbers" provides county level data on a variety of topics.

The entire series is available at <http://www.ca.uky.edu/snarl>.

<u>Population</u>	<u>County</u>	<u>State</u>
Number of all Persons 65+ (2000)	3,374	504,793
Number of all Persons 65+ who are <u>Female</u> (2000)	1,939	300,812
Number of all Persons 65+ who are <u>Male</u> (2000)	1,435	203,981
<i>Percent of all <u>Females</u> 65+ who are in Nursing Homes (2000)</i>	<i>4.5%</i>	<i>6.6%</i>
<i>Percent of all <u>Males</u> 65+ who are in Nursing Homes (2000)</i>	<i>1.3%</i>	<i>3.1%</i>
<u>Nursing Homes</u>		
Number of Persons 65+ who are in Nursing Homes (2000)	106	26,198
<i>Percent of all Persons 65+ who are in Nursing Homes (2000)</i>	<i>3.1%</i>	<i>5.2%</i>
Number of Persons 65+ <u>in Nursing Homes</u> who are <u>Female</u> (2000)	88	19,922
Number of Persons 65+ <u>in Nursing Homes</u> who are <u>Male</u> (2000)	18	6,276
<i>Percent of Persons <u>in Nursing Homes</u> ages 65+ who are <u>Female</u> (2000)</i>	<i>83.0%</i>	<i>76.0%</i>
<i>Percent of Persons <u>in Nursing Homes</u> ages 65+ who are <u>Male</u> (2000)</i>	<i>17.0%</i>	<i>24.0%</i>

These data were downloaded from the Census Bureau at

<http://factfinder.census.gov/>

You can also find Census 2000 data at the Kentucky State Data Center website


<http://cbpa.louisville.edu/ksdc/>

SEED (Social and Economic Education for Development) is a program of the Kentucky Cooperative Extension Service at the University of Kentucky. Faculty draw on the resources of the Social and Natural Resources Information Laboratory and professional contacts at the University of Kentucky, other agencies, and community programs throughout the country. For more information contact your local Cooperative Extension office or Dr. Richard C. Maurer, SEED, 500 Garrigus Building, University of Kentucky, Lexington, KY 40546 or call (859) 257-7582.

Educational programs of the Kentucky Cooperative Extension Service serve all people regardless of race, color, age, sex, religion, disability, or national origin.



KENTUCKY: BY THE NUMBERS
~ Aging and Nursing Homes ~



Casey County

Sam Quick, Julie N. Zimmerman, Nicole Breazeale, and Peter Hesseldenz
Rural and Economic Development Programs, Rural Sociology

University of Kentucky, College of Agriculture

October, 2001

While those living in nursing homes make up an important segment of Kentucky's 65+ population, their location reflects more *where nursing homes are located* rather than where they are needed. This data sheet is one of four which provides information on aging from the 2000 Census. Access to these county data sheets, along with a wide range of aging-related information, can be found online at

<http://www.ca.uky.edu/fcs/aging>.

"Kentucky: By the Numbers" provides county level data on a variety of topics.

The entire series is available at <http://www.ca.uky.edu/snarl>.

<u>Population</u>	<u>County</u>	<u>State</u>
Number of all Persons 65+ (2000)	2,337	504,793
Number of all Persons 65+ who are <u>Female</u> (2000)	1,351	300,812
Number of all Persons 65+ who are <u>Male</u> (2000)	986	203,981
<i>Percent of all <u>Females</u> 65+ who are in Nursing Homes (2000)</i>	<i>4.9%</i>	<i>6.6%</i>
<i>Percent of all <u>Males</u> 65+ who are in Nursing Homes (2000)</i>	<i>3.5%</i>	<i>3.1%</i>
<u>Nursing Homes</u>		
Number of Persons 65+ who are in Nursing Homes (2000)	101	26,198
<i>Percent of all Persons 65+ who are in Nursing Homes (2000)</i>	<i>4.3%</i>	<i>5.2%</i>
Number of Persons 65+ <u>in Nursing Homes</u> who are <u>Female</u> (2000)	66	19,922
Number of Persons 65+ <u>in Nursing Homes</u> who are <u>Male</u> (2000)	35	6,276
<i>Percent of Persons <u>in Nursing Homes</u> ages 65+ who are <u>Female</u> (2000)</i>	<i>65.3%</i>	<i>76.0%</i>
<i>Percent of Persons <u>in Nursing Homes</u> ages 65+ who are <u>Male</u> (2000)</i>	<i>34.7%</i>	<i>24.0%</i>

These data were downloaded from the Census Bureau at

<http://factfinder.census.gov/>

You can also find Census 2000 data at the Kentucky State Data Center website

<http://cbpa.louisville.edu/ksdc/>

SEED (Social and Economic Education for Development) is a program of the Kentucky Cooperative Extension Service at the University of Kentucky. Faculty draw on the resources of the Social and Natural Resources Information Laboratory and professional contacts at the University of Kentucky, other agencies, and community programs throughout the country. For more information contact your local Cooperative Extension office or Dr. Richard C. Maurer, SEED, 500 Garrigus Building, University of Kentucky, Lexington, KY 40546 or call (859) 257-7582.

Educational programs of the Kentucky Cooperative Extension Service serve all people regardless of race, color, age, sex, religion, disability, or national origin.



KENTUCKY: BY THE NUMBERS
~ Aging and Nursing Homes ~



Christian County

Sam Quick, Julie N. Zimmerman, Nicole Breazeale, and Peter Hesseldenz
Rural and Economic Development Programs, Rural Sociology

University of Kentucky, College of Agriculture

October, 2001

While those living in nursing homes make up an important segment of Kentucky's 65+ population, their location reflects more *where nursing homes are located* rather than where they are needed. This data sheet is one of four which provides information on aging from the 2000 Census. Access to these county data sheets, along with a wide range of aging-related information, can be found online at

<http://www.ca.uky.edu/fcs/aging>.

"Kentucky: By the Numbers" provides county level data on a variety of topics.

The entire series is available at <http://www.ca.uky.edu/snarl>.

<u>Population</u>	<u>County</u>	<u>State</u>
Number of all Persons 65+ (2000)	7,053	504,793
Number of all Persons 65+ who are <u>Female</u> (2000)	4,235	300,812
Number of all Persons 65+ who are <u>Male</u> (2000)	2,818	203,981
<i>Percent of all <u>Females</u> 65+ who are in Nursing Homes (2000)</i>	<i>9.3%</i>	<i>6.6%</i>
<i>Percent of all <u>Males</u> 65+ who are in Nursing Homes (2000)</i>	<i>4.4%</i>	<i>3.1%</i>
<u>Nursing Homes</u>		
Number of Persons 65+ who are in Nursing Homes (2000)	515	26,198
<i>Percent of all Persons 65+ who are in Nursing Homes (2000)</i>	<i>7.3%</i>	<i>5.2%</i>
Number of Persons 65+ <u>in Nursing Homes</u> who are <u>Female</u> (2000)	392	19,922
Number of Persons 65+ <u>in Nursing Homes</u> who are <u>Male</u> (2000)	123	6,276
<i>Percent of Persons <u>in Nursing Homes</u> ages 65+ who are <u>Female</u> (2000)</i>	<i>76.1%</i>	<i>76.0%</i>
<i>Percent of Persons <u>in Nursing Homes</u> ages 65+ who are <u>Male</u> (2000)</i>	<i>23.9%</i>	<i>24.0%</i>

These data were downloaded from the Census Bureau at

<http://factfinder.census.gov/>

You can also find Census 2000 data at the Kentucky State Data Center website

<http://cbpa.louisville.edu/ksdc/>


SEED (Social and Economic Education for Development) is a program of the Kentucky Cooperative Extension Service at the University of Kentucky. Faculty draw on the resources of the Social and Natural Resources Information Laboratory and professional contacts at the University of Kentucky, other agencies, and community programs throughout the country. For more information contact your local Cooperative Extension office or Dr. Richard C. Maurer, SEED, 500 Garrigus Building, University of Kentucky, Lexington, KY 40546 or call (859) 257-7582.

Educational programs of the Kentucky Cooperative Extension Service serve all people regardless of race, color, age, sex, religion, disability, or national origin.



KENTUCKY: BY THE NUMBERS

~ Aging and Nursing Homes ~



Clark County

Sam Quick, Julie N. Zimmerman, Nicole Breazeale, and Peter Hesseldenz
Rural and Economic Development Programs, Rural Sociology

University of Kentucky, College of Agriculture

October, 2001

While those living in nursing homes make up an important segment of Kentucky's 65+ population, their location reflects more *where nursing homes are located* rather than where they are needed. This data sheet is one of four which provides information on aging from the 2000 Census. Access to these county data sheets, along with a wide range of aging-related information, can be found online at

<http://www.ca.uky.edu/fcs/aging>.

"Kentucky: By the Numbers" provides county level data on a variety of topics.

The entire series is available at <http://www.ca.uky.edu/snarl>.

<u>Population</u>	<u>County</u>	<u>State</u>
Number of all Persons 65+ (2000)	4,125	504,793
Number of all Persons 65+ who are <u>Female</u> (2000)	2,444	300,812
Number of all Persons 65+ who are <u>Male</u> (2000)	1,681	203,981
<i>Percent of all <u>Females</u> 65+ who are in Nursing Homes (2000)</i>	5.4%	6.6%
<i>Percent of all <u>Males</u> 65+ who are in Nursing Homes (2000)</i>	2.4%	3.1%
<u>Nursing Homes</u>		
Number of Persons 65+ who are in Nursing Homes (2000)	173	26,198
<i>Percent of all Persons 65+ who are in Nursing Homes (2000)</i>	4.2%	5.2%
Number of Persons 65+ <u>in Nursing Homes</u> who are <u>Female</u> (2000)	133	19,922
Number of Persons 65+ <u>in Nursing Homes</u> who are <u>Male</u> (2000)	40	6,276
<i>Percent of Persons <u>in Nursing Homes</u> ages 65+ who are <u>Female</u> (2000)</i>	76.9%	76.0%
<i>Percent of Persons <u>in Nursing Homes</u> ages 65+ who are <u>Male</u> (2000)</i>	23.1%	24.0%

These data were downloaded from the Census Bureau at

<http://factfinder.census.gov/>

You can also find Census 2000 data at the Kentucky State Data Center website

<http://cbpa.louisville.edu/ksdc/>

SEED (Social and Economic Education for Development) is a program of the Kentucky Cooperative Extension Service at the University of Kentucky. Faculty draw on the resources of the Social and Natural Resources Information Laboratory and professional contacts at the University of Kentucky, other agencies, and community programs throughout the country. For more information contact your local Cooperative Extension office or Dr. Richard C. Maurer, SEED, 500 Garrigus Building, University of Kentucky, Lexington, KY 40546 or call (859) 257-7582.

Educational programs of the Kentucky Cooperative Extension Service serve all people regardless of race, color, age, sex, religion, disability, or national origin.



KENTUCKY: BY THE NUMBERS

~ Aging and Nursing Homes ~



Clay County

Sam Quick, Julie N. Zimmerman, Nicole Breazeale, and Peter Hesseldenz
Rural and Economic Development Programs, Rural Sociology

University of Kentucky, College of Agriculture

October, 2001

While those living in nursing homes make up an important segment of Kentucky's 65+ population, their location reflects more *where nursing homes are located* rather than where they are needed. This data sheet is one of four which provides information on aging from the 2000 Census. Access to these county data sheets, along with a wide range of aging-related information, can be found online at

<http://www.ca.uky.edu/fcs/aging>.

"Kentucky: By the Numbers" provides county level data on a variety of topics.

The entire series is available at <http://www.ca.uky.edu/snarl>.

<u>Population</u>	<u>County</u>	<u>State</u>
Number of all Persons 65+ (2000)	2,529	504,793
Number of all Persons 65+ who are <u>Female</u> (2000)	1,447	300,812
Number of all Persons 65+ who are <u>Male</u> (2000)	1,082	203,981
<i>Percent of all <u>Females</u> 65+ who are in Nursing Homes (2000)</i>	<i>5.5%</i>	<i>6.6%</i>
<i>Percent of all <u>Males</u> 65+ who are in Nursing Homes (2000)</i>	<i>3.2%</i>	<i>3.1%</i>
<u>Nursing Homes</u>		
Number of Persons 65+ who are in Nursing Homes (2000)	115	26,198
<i>Percent of all Persons 65+ who are in Nursing Homes (2000)</i>	<i>4.5%</i>	<i>5.2%</i>
Number of Persons 65+ <u>in Nursing Homes</u> who are <u>Female</u> (2000)	80	19,922
Number of Persons 65+ <u>in Nursing Homes</u> who are <u>Male</u> (2000)	35	6,276
<i>Percent of Persons <u>in Nursing Homes</u> ages 65+ who are <u>Female</u> (2000)</i>	<i>69.6%</i>	<i>76.0%</i>
<i>Percent of Persons <u>in Nursing Homes</u> ages 65+ who are <u>Male</u> (2000)</i>	<i>30.4%</i>	<i>24.0%</i>

These data were downloaded from the Census Bureau at

<http://factfinder.census.gov/>

You can also find Census 2000 data at the Kentucky State Data Center website

<http://cbpa.louisville.edu/ksdc/>

SEED (Social and Economic Education for Development) is a program of the Kentucky Cooperative Extension Service at the University of Kentucky. Faculty draw on the resources of the Social and Natural Resources Information Laboratory and professional contacts at the University of Kentucky, other agencies, and community programs throughout the country. For more information contact your local Cooperative Extension office or Dr. Richard C. Maurer, SEED, 500 Garrigus Building, University of Kentucky, Lexington, KY 40546 or call (859) 257-7582.

Educational programs of the Kentucky Cooperative Extension Service serve all people regardless of race, color, age, sex, religion, disability, or national origin.



KENTUCKY: BY THE NUMBERS
~ Aging and Nursing Homes ~



Clinton County

Sam Quick, Julie N. Zimmerman, Nicole Breazeale, and Peter Hesseldenz
Rural and Economic Development Programs, Rural Sociology

University of Kentucky, College of Agriculture

October, 2001

While those living in nursing homes make up an important segment of Kentucky's 65+ population, their location reflects more *where nursing homes are located* rather than where they are needed. This data sheet is one of four which provides information on aging from the 2000 Census. Access to these county data sheets, along with a wide range of aging-related information, can be found online at

<http://www.ca.uky.edu/fcs/aging>.

"Kentucky: By the Numbers" provides county level data on a variety of topics.

The entire series is available at <http://www.ca.uky.edu/snarl>.

<u>Population</u>	<u>County</u>	<u>State</u>
Number of all Persons 65+ (2000)	1,448	504,793
Number of all Persons 65+ who are <u>Female</u> (2000)	859	300,812
Number of all Persons 65+ who are <u>Male</u> (2000)	589	203,981
<i>Percent of all <u>Females</u> 65+ who are in Nursing Homes (2000)</i>	<i>4.1%</i>	<i>6.6%</i>
<i>Percent of all <u>Males</u> 65+ who are in Nursing Homes (2000)</i>	<i>2.0%</i>	<i>3.1%</i>
<u>Nursing Homes</u>		
Number of Persons 65+ who are in Nursing Homes (2000)	47	26,198
<i>Percent of all Persons 65+ who are in Nursing Homes (2000)</i>	<i>3.2%</i>	<i>5.2%</i>
Number of Persons 65+ <u>in Nursing Homes</u> who are <u>Female</u> (2000)	35	19,922
Number of Persons 65+ <u>in Nursing Homes</u> who are <u>Male</u> (2000)	12	6,276
<i>Percent of Persons <u>in Nursing Homes</u> ages 65+ who are <u>Female</u> (2000)</i>	<i>74.5%</i>	<i>76.0%</i>
<i>Percent of Persons <u>in Nursing Homes</u> ages 65+ who are <u>Male</u> (2000)</i>	<i>25.5%</i>	<i>24.0%</i>

These data were downloaded from the Census Bureau at

<http://factfinder.census.gov/>

You can also find Census 2000 data at the Kentucky State Data Center website


<http://cbpa.louisville.edu/ksdc/>

SEED (Social and Economic Education for Development) is a program of the Kentucky Cooperative Extension Service at the University of Kentucky. Faculty draw on the resources of the Social and Natural Resources Information Laboratory and professional contacts at the University of Kentucky, other agencies, and community programs throughout the country. For more information contact your local Cooperative Extension office or Dr. Richard C. Maurer, SEED, 500 Garrigus Building, University of Kentucky, Lexington, KY 40546 or call (859) 257-7582.

Educational programs of the Kentucky Cooperative Extension Service serve all people regardless of race, color, age, sex, religion, disability, or national origin.



KENTUCKY: BY THE NUMBERS
~ Aging and Nursing Homes ~



Crittenden County

Sam Quick, Julie N. Zimmerman, Nicole Breazeale, and Peter Hesseldenz
Rural and Economic Development Programs, Rural Sociology

University of Kentucky, College of Agriculture

October, 2001

While those living in nursing homes make up an important segment of Kentucky's 65+ population, their location reflects more *where nursing homes are located* rather than where they are needed. This data sheet is one of four which provides information on aging from the 2000 Census. Access to these county data sheets, along with a wide range of aging-related information, can be found online at

<http://www.ca.uky.edu/fcs/aging>.

"Kentucky: By the Numbers" provides county level data on a variety of topics.

The entire series is available at <http://www.ca.uky.edu/snarl>.

<u>Population</u>	<u>County</u>	<u>State</u>
Number of all Persons 65+ (2000)	1,529	504,793
Number of all Persons 65+ who are <u>Female</u> (2000)	889	300,812
Number of all Persons 65+ who are <u>Male</u> (2000)	640	203,981
<i>Percent of all <u>Females</u> 65+ who are in Nursing Homes (2000)</i>	<i>8.7%</i>	<i>6.6%</i>
<i>Percent of all <u>Males</u> 65+ who are in Nursing Homes (2000)</i>	<i>4.4%</i>	<i>3.1%</i>
<u>Nursing Homes</u>		
Number of Persons 65+ who are in Nursing Homes (2000)	105	26,198
<i>Percent of all Persons 65+ who are in Nursing Homes (2000)</i>	<i>6.9%</i>	<i>5.2%</i>
Number of Persons 65+ <u>in Nursing Homes</u> who are <u>Female</u> (2000)	77	19,922
Number of Persons 65+ <u>in Nursing Homes</u> who are <u>Male</u> (2000)	28	6,276
<i>Percent of Persons <u>in Nursing Homes</u> ages 65+ who are <u>Female</u> (2000)</i>	<i>73.3%</i>	<i>76.0%</i>
<i>Percent of Persons <u>in Nursing Homes</u> ages 65+ who are <u>Male</u> (2000)</i>	<i>26.7%</i>	<i>24.0%</i>

These data were downloaded from the Census Bureau at

<http://factfinder.census.gov/>

You can also find Census 2000 data at the Kentucky State Data Center website

<http://cbpa.louisville.edu/ksdc/>

SEED (Social and Economic Education for Development) is a program of the Kentucky Cooperative Extension Service at the University of Kentucky. Faculty draw on the resources of the Social and Natural Resources Information Laboratory and professional contacts at the University of Kentucky, other agencies, and community programs throughout the country. For more information contact your local Cooperative Extension office or Dr. Richard C. Maurer, SEED, 500 Garrigus Building, University of Kentucky, Lexington, KY 40546 or call (859) 257-7582.

Educational programs of the Kentucky Cooperative Extension Service serve all people regardless of race, color, age, sex, religion, disability, or national origin.



KENTUCKY: BY THE NUMBERS
 ~ Aging and Nursing Homes ~
Cumberland County



Sam Quick, Julie N. Zimmerman, Nicole Breazeale, and Peter Hesseldenz
 Rural and Economic Development Programs, Rural Sociology

University of Kentucky, College of Agriculture

October, 2001

While those living in nursing homes make up an important segment of Kentucky's 65+ population, their location reflects more *where nursing homes are located* rather than where they are needed. This data sheet is one of four which provides information on aging from the 2000 Census. Access to these county data sheets, along with a wide range of aging-related information, can be found online at

<http://www.ca.uky.edu/fcs/aging>.

"Kentucky: By the Numbers" provides county level data on a variety of topics.
 The entire series is available at <http://www.ca.uky.edu/snarl>.

<u>Population</u>	<u>County</u>	<u>State</u>
Number of all Persons 65+ (2000)	1,278	504,793
Number of all Persons 65+ who are <u>Female</u> (2000)	760	300,812
Number of all Persons 65+ who are <u>Male</u> (2000)	518	203,981
<i>Percent of all <u>Females</u> 65+ who are in Nursing Homes (2000)</i>	<i>9.2%</i>	<i>6.6%</i>
<i>Percent of all <u>Males</u> 65+ who are in Nursing Homes (2000)</i>	<i>4.8%</i>	<i>3.1%</i>
<u>Nursing Homes</u>		
Number of Persons 65+ who are in Nursing Homes (2000)	95	26,198
<i>Percent of all Persons 65+ who are in Nursing Homes (2000)</i>	<i>7.4%</i>	<i>5.2%</i>
Number of Persons 65+ <u>in Nursing Homes</u> who are <u>Female</u> (2000)	70	19,922
Number of Persons 65+ <u>in Nursing Homes</u> who are <u>Male</u> (2000)	25	6,276
<i>Percent of Persons <u>in Nursing Homes</u> ages 65+ who are <u>Female</u> (2000)</i>	<i>73.7%</i>	<i>76.0%</i>
<i>Percent of Persons <u>in Nursing Homes</u> ages 65+ who are <u>Male</u> (2000)</i>	<i>26.3%</i>	<i>24.0%</i>

These data were downloaded from the Census Bureau at

<http://factfinder.census.gov/>

You can also find Census 2000 data at the Kentucky State Data Center website

<http://cbpa.louisville.edu/ksdc/>

SEED (Social and Economic Education for Development) is a program of the Kentucky Cooperative Extension Service at the University of Kentucky. Faculty draw on the resources of the Social and Natural Resources Information Laboratory and professional contacts at the University of Kentucky, other agencies, and community programs throughout the country. For more information contact your local Cooperative Extension office or Dr. Richard C. Maurer, SEED, 500 Garrigus Building, University of Kentucky, Lexington, KY 40546 or call (859) 257-7582.

Educational programs of the Kentucky Cooperative Extension Service serve all people regardless of race, color, age, sex, religion, disability, or national origin.

