



Department of Community and
Leadership Development
University of Kentucky

KENTUCKY: BY THE NUMBERS

~ New Issues in Agriculture ~

Robertson County

Julie N. Zimmerman and Cecil J. Shelton
Department of Community and Leadership Development
July, 2009

COOPERATIVE
EXTENSION
SERVICE



UNIVERSITY OF KENTUCKY
College of Agriculture

Data from the 2007 Census of Agriculture were just released this year. Among the questions asked by the Census were several that reflect new issues in agriculture. This issue of Kentucky: By the Numbers provides data for several of these. The Census of Agriculture is conducted every five years and is an important source of agriculture data for every state and county.

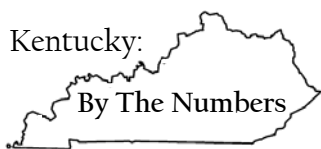
"Kentucky: By the Numbers" is a series of county profiles produced on an occasional basis which are developed to support local decision making. The entire series is available online at <http://www.ca.uky.edu/snarl>.

	<u>County</u>	<u>State</u>
Farms		
Total Number of Farms (2007)	289	85,260
Internet		
Number of Farms with Internet Access (2007)	143	43,127
Percent of all Farms with Internet Access (2007)	49.5%	50.6%
Number of Farms with High Speed Internet Access (2007)	81	24,824
Alternative Markets		
Number of Farms that Marketed Products through Community Supported Agriculture (CSA) (2007)	7	544
Number of Farms that Produced and Sold Value-Added Commodities (2007)	19	3,368
Organic Agriculture		
Number of Farms Using Organic Production (2007)	0	193
Total Acres Used for Organic Production (2007)	0	9,280
Acres Being Converted to Organic Production (2007)	0	7,044

These data are from the 2007 Census of Agriculture
More data are available from the National Agricultural Statistics Service at:
<http://www.agcensus.usda.gov/>

Kentucky: By the Numbers is a program of the Department of Community and Leadership Development and the Kentucky Cooperative Extension Service, Community and Economic Development Programs at the University of Kentucky. For more information contact your local Cooperative Extension office or Dr. Julie N. Zimmerman, Department of Community and Leadership Development, 500 Garrigus Building, University of Kentucky, Lexington, KY 40546-0215, (859) 257-7583, email: jzimm@email.uky.edu.

Educational programs of the Kentucky Cooperative Extension Service serve all people regardless of race, color, age, sex, religion, disability, or national origin.
UNIVERSITY OF KENTUCKY, KENTUCKY STATE UNIVERSITY, U.S. DEPARTMENT OF AGRICULTURE, AND KENTUCKY COUNTIES, COOPERATING
An Equal Opportunity University



Department of Community and
Leadership Development
University of Kentucky

KENTUCKY: BY THE NUMBERS

~ New Issues in Agriculture ~

Rockcastle County

Julie N. Zimmerman and Cecil J. Shelton
Department of Community and Leadership Development
July, 2009

COOPERATIVE
EXTENSION
SERVICE



UNIVERSITY OF KENTUCKY
College of Agriculture

Data from the 2007 Census of Agriculture were just released this year. Among the questions asked by the Census were several that reflect new issues in agriculture. This issue of Kentucky: By the Numbers provides data for several of these. The Census of Agriculture is conducted every five years and is an important source of agriculture data for every state and county.

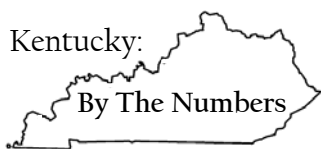
"Kentucky: By the Numbers" is a series of county profiles produced on an occasional basis which are developed to support local decision making. The entire series is available online at <http://www.ca.uky.edu/snarl>.

	<u>County</u>	<u>State</u>
Farms		
Total Number of Farms (2007)	727	85,260
Internet		
Number of Farms with Internet Access (2007)	283	43,127
<i>Percent of all Farms with Internet Access (2007)</i>	38.9%	50.6%
Number of Farms with High Speed Internet Access (2007)	163	24,824
Alternative Markets		
Number of Farms that Marketed Products through Community Supported Agriculture (CSA) (2007)	5	544
Number of Farms that Produced and Sold Value-Added Commodities (2007)	25	3,368
Organic Agriculture		
Number of Farms Using Organic Production (2007)	3	193
Total Acres Used for Organic Production (2007)	24	9,280
Acres Being Converted to Organic Production (2007)	(data not disclosed)	7,044

These data are from the 2007 Census of Agriculture
More data are available from the National Agricultural Statistics Service at:
<http://www.agcensus.usda.gov/>

Kentucky: By the Numbers is a program of the Department of Community and Leadership Development and the Kentucky Cooperative Extension Service, Community and Economic Development Programs at the University of Kentucky. For more information contact your local Cooperative Extension office or Dr. Julie N. Zimmerman, Department of Community and Leadership Development, 500 Garrigus Building, University of Kentucky, Lexington, KY 40546-0215, (859) 257-7583, email: jzimm@email.uky.edu.

Educational programs of the Kentucky Cooperative Extension Service serve all people regardless of race, color, age, sex, religion, disability, or national origin.
UNIVERSITY OF KENTUCKY, KENTUCKY STATE UNIVERSITY, U.S. DEPARTMENT OF AGRICULTURE, AND KENTUCKY COUNTIES, COOPERATING
An Equal Opportunity University



Department of Community and
Leadership Development
University of Kentucky

KENTUCKY: BY THE NUMBERS

~ New Issues in Agriculture ~

Rowan County

Julie N. Zimmerman and Cecil J. Shelton
Department of Community and Leadership Development
July, 2009

COOPERATIVE
EXTENSION
SERVICE



UNIVERSITY OF KENTUCKY
College of Agriculture

Data from the 2007 Census of Agriculture were just released this year. Among the questions asked by the Census were several that reflect new issues in agriculture. This issue of Kentucky: By the Numbers provides data for several of these. The Census of Agriculture is conducted every five years and is an important source of agriculture data for every state and county.

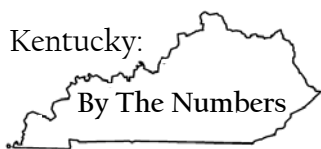
"Kentucky: By the Numbers" is a series of county profiles produced on an occasional basis which are developed to support local decision making. The entire series is available online at <http://www.ca.uky.edu/snarl>.

	<u>County</u>	<u>State</u>
Farms		
Total Number of Farms (2007)	386	85,260
Internet		
Number of Farms with Internet Access (2007)	173	43,127
Percent of all Farms with Internet Access (2007)	44.8%	50.6%
Number of Farms with High Speed Internet Access (2007)	141	24,824
Alternative Markets		
Number of Farms that Marketed Products through Community Supported Agriculture (CSA) (2007)	2	544
Number of Farms that Produced and Sold Value-Added Commodities (2007)	21	3,368
Organic Agriculture		
Number of Farms Using Organic Production (2007)	0	193
Total Acres Used for Organic Production (2007)	0	9,280
Acres Being Converted to Organic Production (2007)	(data not disclosed)	7,044

These data are from the 2007 Census of Agriculture
More data are available from the National Agricultural Statistics Service at:
<http://www.agcensus.usda.gov/>

Kentucky: By the Numbers is a program of the Department of Community and Leadership Development and the Kentucky Cooperative Extension Service, Community and Economic Development Programs at the University of Kentucky. For more information contact your local Cooperative Extension office or Dr. Julie N. Zimmerman, Department of Community and Leadership Development, 500 Garrigus Building, University of Kentucky, Lexington, KY 40546-0215, (859) 257-7583, email: jzimm@email.uky.edu.

Educational programs of the Kentucky Cooperative Extension Service serve all people regardless of race, color, age, sex, religion, disability, or national origin.
UNIVERSITY OF KENTUCKY, KENTUCKY STATE UNIVERSITY, U.S. DEPARTMENT OF AGRICULTURE, AND KENTUCKY COUNTIES, COOPERATING
An Equal Opportunity University



Department of Community and
Leadership Development
University of Kentucky

KENTUCKY: BY THE NUMBERS

~ New Issues in Agriculture ~

Russell County

Julie N. Zimmerman and Cecil J. Shelton
Department of Community and Leadership Development
July, 2009

COOPERATIVE
EXTENSION
SERVICE



UNIVERSITY OF KENTUCKY
College of Agriculture

Data from the 2007 Census of Agriculture were just released this year. Among the questions asked by the Census were several that reflect new issues in agriculture. This issue of Kentucky: By the Numbers provides data for several of these. The Census of Agriculture is conducted every five years and is an important source of agriculture data for every state and county.

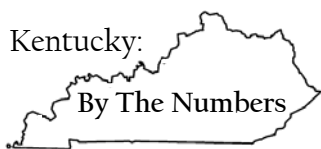
"Kentucky: By the Numbers" is a series of county profiles produced on an occasional basis which are developed to support local decision making. The entire series is available online at <http://www.ca.uky.edu/snarl>.

	<u>County</u>	<u>State</u>
Farms		
Total Number of Farms (2007)	805	85,260
Internet		
Number of Farms with Internet Access (2007)	423	43,127
<i>Percent of all Farms with Internet Access (2007)</i>	<i>52.5%</i>	<i>50.6%</i>
Number of Farms with High Speed Internet Access (2007)	298	24,824
Alternative Markets		
Number of Farms that Marketed Products through Community Supported Agriculture (CSA) (2007)	2	544
Number of Farms that Produced and Sold Value-Added Commodities (2007)	41	3,368
Organic Agriculture		
Number of Farms Using Organic Production (2007)	3	193
Total Acres Used for Organic Production (2007)	146	9,280
Acres Being Converted to Organic Production (2007)	0	7,044

These data are from the 2007 Census of Agriculture
More data are available from the National Agricultural Statistics Service at:
<http://www.agcensus.usda.gov/>

Kentucky: By the Numbers is a program of the Department of Community and Leadership Development and the Kentucky Cooperative Extension Service, Community and Economic Development Programs at the University of Kentucky. For more information contact your local Cooperative Extension office or Dr. Julie N. Zimmerman, Department of Community and Leadership Development, 500 Garrigus Building, University of Kentucky, Lexington, KY 40546-0215, (859) 257-7583, email: jzimm@email.uky.edu.

Educational programs of the Kentucky Cooperative Extension Service serve all people regardless of race, color, age, sex, religion, disability, or national origin.
UNIVERSITY OF KENTUCKY, KENTUCKY STATE UNIVERSITY, U.S. DEPARTMENT OF AGRICULTURE, AND KENTUCKY COUNTIES, COOPERATING
An Equal Opportunity University



Department of Community and
Leadership Development
University of Kentucky

KENTUCKY: BY THE NUMBERS

~ New Issues in Agriculture ~

Scott County

Julie N. Zimmerman and Cecil J. Shelton
Department of Community and Leadership Development
July, 2009

COOPERATIVE
EXTENSION
SERVICE



UNIVERSITY OF KENTUCKY
College of Agriculture

Data from the 2007 Census of Agriculture were just released this year. Among the questions asked by the Census were several that reflect new issues in agriculture. This issue of Kentucky: By the Numbers provides data for several of these. The Census of Agriculture is conducted every five years and is an important source of agriculture data for every state and county.

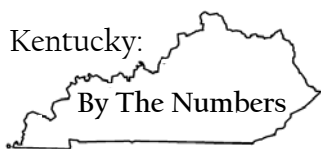
"Kentucky: By the Numbers" is a series of county profiles produced on an occasional basis which are developed to support local decision making. The entire series is available online at <http://www.ca.uky.edu/snarl>.

	<u>County</u>	<u>State</u>
Farms		
Total Number of Farms (2007)	930	85,260
Internet		
Number of Farms with Internet Access (2007)	553	43,127
<i>Percent of all Farms with Internet Access (2007)</i>	<i>59.5%</i>	<i>50.6%</i>
Number of Farms with High Speed Internet Access (2007)	285	24,824
Alternative Markets		
Number of Farms that Marketed Products through Community Supported Agriculture (CSA) (2007)	2	544
Number of Farms that Produced and Sold Value-Added Commodities (2007)	43	3,368
Organic Agriculture		
Number of Farms Using Organic Production (2007)	6	193
Total Acres Used for Organic Production (2007)	631	9,280
Acres Being Converted to Organic Production (2007)	568	7,044

These data are from the 2007 Census of Agriculture
More data are available from the National Agricultural Statistics Service at:
<http://www.agcensus.usda.gov/>

Kentucky: By the Numbers is a program of the Department of Community and Leadership Development and the Kentucky Cooperative Extension Service, Community and Economic Development Programs at the University of Kentucky. For more information contact your local Cooperative Extension office or Dr. Julie N. Zimmerman, Department of Community and Leadership Development, 500 Garrigus Building, University of Kentucky, Lexington, KY 40546-0215, (859) 257-7583, email: jzimm@email.uky.edu.

Educational programs of the Kentucky Cooperative Extension Service serve all people regardless of race, color, age, sex, religion, disability, or national origin.
UNIVERSITY OF KENTUCKY, KENTUCKY STATE UNIVERSITY, U.S. DEPARTMENT OF AGRICULTURE, AND KENTUCKY COUNTIES, COOPERATING
An Equal Opportunity University



Department of Community and
Leadership Development
University of Kentucky

KENTUCKY: BY THE NUMBERS

~ New Issues in Agriculture ~

Shelby County

Julie N. Zimmerman and Cecil J. Shelton
Department of Community and Leadership Development
July, 2009

COOPERATIVE
EXTENSION
SERVICE



UNIVERSITY OF KENTUCKY
College of Agriculture

Data from the 2007 Census of Agriculture were just released this year. Among the questions asked by the Census were several that reflect new issues in agriculture. This issue of Kentucky: By the Numbers provides data for several of these. The Census of Agriculture is conducted every five years and is an important source of agriculture data for every state and county.

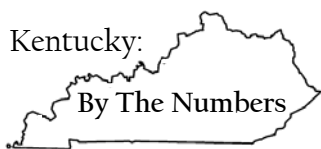
"Kentucky: By the Numbers" is a series of county profiles produced on an occasional basis which are developed to support local decision making. The entire series is available online at <http://www.ca.uky.edu/snarl>.

	<u>County</u>	<u>State</u>
Farms		
Total Number of Farms (2007)	1,651	85,260
Internet		
Number of Farms with Internet Access (2007)	1,022	43,127
Percent of all Farms with Internet Access (2007)	61.9%	50.6%
Number of Farms with High Speed Internet Access (2007)	471	24,824
Alternative Markets		
Number of Farms that Marketed Products through Community Supported Agriculture (CSA) (2007)	11	544
Number of Farms that Produced and Sold Value-Added Commodities (2007)	76	3,368
Organic Agriculture		
Number of Farms Using Organic Production (2007)	3	193
Total Acres Used for Organic Production (2007)	262	9,280
Acres Being Converted to Organic Production (2007)	17	7,044

These data are from the 2007 Census of Agriculture
More data are available from the National Agricultural Statistics Service at:
<http://www.agcensus.usda.gov/>

Kentucky: By the Numbers is a program of the Department of Community and Leadership Development and the Kentucky Cooperative Extension Service, Community and Economic Development Programs at the University of Kentucky. For more information contact your local Cooperative Extension office or Dr. Julie N. Zimmerman, Department of Community and Leadership Development, 500 Garrigus Building, University of Kentucky, Lexington, KY 40546-0215, (859) 257-7583, email: jzimm@email.uky.edu.

Educational programs of the Kentucky Cooperative Extension Service serve all people regardless of race, color, age, sex, religion, disability, or national origin.
UNIVERSITY OF KENTUCKY, KENTUCKY STATE UNIVERSITY, U.S. DEPARTMENT OF AGRICULTURE, AND KENTUCKY COUNTIES, COOPERATING
An Equal Opportunity University



Department of Community and
Leadership Development
University of Kentucky

KENTUCKY: BY THE NUMBERS

~ New Issues in Agriculture ~

Simpson County

Julie N. Zimmerman and Cecil J. Shelton
Department of Community and Leadership Development
July, 2009

COOPERATIVE
EXTENSION
SERVICE



UNIVERSITY OF KENTUCKY
College of Agriculture

Data from the 2007 Census of Agriculture were just released this year. Among the questions asked by the Census were several that reflect new issues in agriculture. This issue of Kentucky: By the Numbers provides data for several of these. The Census of Agriculture is conducted every five years and is an important source of agriculture data for every state and county.

"Kentucky: By the Numbers" is a series of county profiles produced on an occasional basis which are developed to support local decision making. The entire series is available online at <http://www.ca.uky.edu/snarl>.

	<u>County</u>	<u>State</u>
Farms		
Total Number of Farms (2007)	494	85,260
Internet		
Number of Farms with Internet Access (2007)	271	43,127
<i>Percent of all Farms with Internet Access (2007)</i>	54.9%	50.6%
Number of Farms with High Speed Internet Access (2007)	97	24,824
Alternative Markets		
Number of Farms that Marketed Products through Community Supported Agriculture (CSA) (2007)	0	544
Number of Farms that Produced and Sold Value-Added Commodities (2007)	19	3,368
Organic Agriculture		
Number of Farms Using Organic Production (2007)	0	193
Total Acres Used for Organic Production (2007)	0	9,280
Acres Being Converted to Organic Production (2007)	0	7,044

These data are from the 2007 Census of Agriculture
More data are available from the National Agricultural Statistics Service at:
<http://www.agcensus.usda.gov/>

Kentucky: By the Numbers is a program of the Department of Community and Leadership Development and the Kentucky Cooperative Extension Service, Community and Economic Development Programs at the University of Kentucky. For more information contact your local Cooperative Extension office or Dr. Julie N. Zimmerman, Department of Community and Leadership Development, 500 Garrigus Building, University of Kentucky, Lexington, KY 40546-0215, (859) 257-7583, email: jzimm@email.uky.edu.

Educational programs of the Kentucky Cooperative Extension Service serve all people regardless of race, color, age, sex, religion, disability, or national origin.
UNIVERSITY OF KENTUCKY, KENTUCKY STATE UNIVERSITY, U.S. DEPARTMENT OF AGRICULTURE, AND KENTUCKY COUNTIES, COOPERATING
An Equal Opportunity University



Department of Community and
Leadership Development
University of Kentucky

KENTUCKY: BY THE NUMBERS

~ New Issues in Agriculture ~

Spencer County

Julie N. Zimmerman and Cecil J. Shelton
Department of Community and Leadership Development
July, 2009

COOPERATIVE
EXTENSION
SERVICE



UNIVERSITY OF KENTUCKY
College of Agriculture

Data from the 2007 Census of Agriculture were just released this year. Among the questions asked by the Census were several that reflect new issues in agriculture. This issue of Kentucky: By the Numbers provides data for several of these. The Census of Agriculture is conducted every five years and is an important source of agriculture data for every state and county.

"Kentucky: By the Numbers" is a series of county profiles produced on an occasional basis which are developed to support local decision making. The entire series is available online at <http://www.ca.uky.edu/snarl>.

	<u>County</u>	<u>State</u>
Farms		
Total Number of Farms (2007)	596	85,260
Internet		
Number of Farms with Internet Access (2007)	303	43,127
Percent of all Farms with Internet Access (2007)	50.8%	50.6%
Number of Farms with High Speed Internet Access (2007)	149	24,824
Alternative Markets		
Number of Farms that Marketed Products through Community Supported Agriculture (CSA) (2007)	1	544
Number of Farms that Produced and Sold Value-Added Commodities (2007)	30	3,368
Organic Agriculture		
Number of Farms Using Organic Production (2007)	1	193
Total Acres Used for Organic Production (2007)	(data not disclosed)	9,280
Acres Being Converted to Organic Production (2007)	0	7,044

These data are from the 2007 Census of Agriculture
More data are available from the National Agricultural Statistics Service at:
<http://www.agcensus.usda.gov/>

Kentucky: By the Numbers is a program of the Department of Community and Leadership Development and the Kentucky Cooperative Extension Service, Community and Economic Development Programs at the University of Kentucky. For more information contact your local Cooperative Extension office or Dr. Julie N. Zimmerman, Department of Community and Leadership Development, 500 Garrigus Building, University of Kentucky, Lexington, KY 40546-0215, (859) 257-7583, email: jzimm@email.uky.edu.

Educational programs of the Kentucky Cooperative Extension Service serve all people regardless of race, color, age, sex, religion, disability, or national origin.
UNIVERSITY OF KENTUCKY, KENTUCKY STATE UNIVERSITY, U.S. DEPARTMENT OF AGRICULTURE, AND KENTUCKY COUNTIES, COOPERATING
An Equal Opportunity University



Department of Community and
Leadership Development
University of Kentucky

KENTUCKY: BY THE NUMBERS

~ New Issues in Agriculture ~

Taylor County

Julie N. Zimmerman and Cecil J. Shelton
Department of Community and Leadership Development
July, 2009

COOPERATIVE
EXTENSION
SERVICE



UNIVERSITY OF KENTUCKY
College of Agriculture

Data from the 2007 Census of Agriculture were just released this year. Among the questions asked by the Census were several that reflect new issues in agriculture. This issue of Kentucky: By the Numbers provides data for several of these. The Census of Agriculture is conducted every five years and is an important source of agriculture data for every state and county.

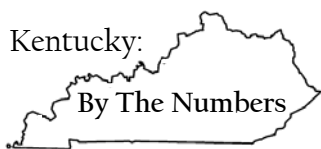
"Kentucky: By the Numbers" is a series of county profiles produced on an occasional basis which are developed to support local decision making. The entire series is available online at <http://www.ca.uky.edu/snarl>.

	<u>County</u>	<u>State</u>
Farms		
Total Number of Farms (2007)	941	85,260
Internet		
Number of Farms with Internet Access (2007)	449	43,127
<i>Percent of all Farms with Internet Access (2007)</i>	<i>47.7%</i>	<i>50.6%</i>
Number of Farms with High Speed Internet Access (2007)	311	24,824
Alternative Markets		
Number of Farms that Marketed Products through Community Supported Agriculture (CSA) (2007)	2	544
Number of Farms that Produced and Sold Value-Added Commodities (2007)	43	3,368
Organic Agriculture		
Number of Farms Using Organic Production (2007)	3	193
Total Acres Used for Organic Production (2007)	(data not disclosed)	9,280
Acres Being Converted to Organic Production (2007)	(data not disclosed)	7,044

These data are from the 2007 Census of Agriculture
More data are available from the National Agricultural Statistics Service at:
<http://www.agcensus.usda.gov/>

Kentucky: By the Numbers is a program of the Department of Community and Leadership Development and the Kentucky Cooperative Extension Service, Community and Economic Development Programs at the University of Kentucky. For more information contact your local Cooperative Extension office or Dr. Julie N. Zimmerman, Department of Community and Leadership Development, 500 Garrigus Building, University of Kentucky, Lexington, KY 40546-0215, (859) 257-7583, email: jzimm@email.uky.edu.

Educational programs of the Kentucky Cooperative Extension Service serve all people regardless of race, color, age, sex, religion, disability, or national origin.
UNIVERSITY OF KENTUCKY, KENTUCKY STATE UNIVERSITY, U.S. DEPARTMENT OF AGRICULTURE, AND KENTUCKY COUNTIES, COOPERATING
An Equal Opportunity University



Department of Community and
Leadership Development
University of Kentucky

KENTUCKY: BY THE NUMBERS

~ New Issues in Agriculture ~

Todd County

Julie N. Zimmerman and Cecil J. Shelton
Department of Community and Leadership Development
July, 2009

COOPERATIVE
EXTENSION
SERVICE



UNIVERSITY OF KENTUCKY
College of Agriculture

Data from the 2007 Census of Agriculture were just released this year. Among the questions asked by the Census were several that reflect new issues in agriculture. This issue of Kentucky: By the Numbers provides data for several of these. The Census of Agriculture is conducted every five years and is an important source of agriculture data for every state and county.

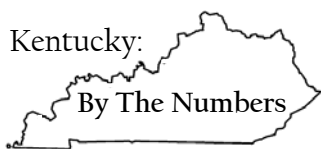
"Kentucky: By the Numbers" is a series of county profiles produced on an occasional basis which are developed to support local decision making. The entire series is available online at <http://www.ca.uky.edu/snarl>.

	<u>County</u>	<u>State</u>
Farms		
Total Number of Farms (2007)	759	85,260
Internet		
Number of Farms with Internet Access (2007)	302	43,127
<i>Percent of all Farms with Internet Access (2007)</i>	<i>39.8%</i>	<i>50.6%</i>
Number of Farms with High Speed Internet Access (2007)	132	24,824
Alternative Markets		
Number of Farms that Marketed Products through Community Supported Agriculture (CSA) (2007)	8	544
Number of Farms that Produced and Sold Value-Added Commodities (2007)	31	3,368
Organic Agriculture		
Number of Farms Using Organic Production (2007)	4	193
Total Acres Used for Organic Production (2007)	1,054	9,280
Acres Being Converted to Organic Production (2007)	419	7,044

These data are from the 2007 Census of Agriculture
More data are available from the National Agricultural Statistics Service at:
<http://www.agcensus.usda.gov/>

Kentucky: By the Numbers is a program of the Department of Community and Leadership Development and the Kentucky Cooperative Extension Service, Community and Economic Development Programs at the University of Kentucky. For more information contact your local Cooperative Extension office or Dr. Julie N. Zimmerman, Department of Community and Leadership Development, 500 Garrigus Building, University of Kentucky, Lexington, KY 40546-0215, (859) 257-7583, email: jzimm@email.uky.edu.

Educational programs of the Kentucky Cooperative Extension Service serve all people regardless of race, color, age, sex, religion, disability, or national origin.
UNIVERSITY OF KENTUCKY, KENTUCKY STATE UNIVERSITY, U.S. DEPARTMENT OF AGRICULTURE, AND KENTUCKY COUNTIES, COOPERATING
An Equal Opportunity University



Department of Community and
Leadership Development
University of Kentucky

KENTUCKY: BY THE NUMBERS

~ New Issues in Agriculture ~

Trigg County

Julie N. Zimmerman and Cecil J. Shelton
Department of Community and Leadership Development
July, 2009

COOPERATIVE
EXTENSION
SERVICE



UNIVERSITY OF KENTUCKY
College of Agriculture

Data from the 2007 Census of Agriculture were just released this year. Among the questions asked by the Census were several that reflect new issues in agriculture. This issue of Kentucky: By the Numbers provides data for several of these. The Census of Agriculture is conducted every five years and is an important source of agriculture data for every state and county.

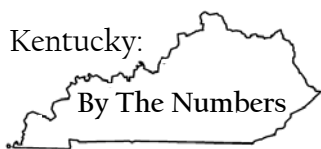
"Kentucky: By the Numbers" is a series of county profiles produced on an occasional basis which are developed to support local decision making. The entire series is available online at <http://www.ca.uky.edu/snarl>.

	<u>County</u>	<u>State</u>
Farms		
Total Number of Farms (2007)	458	85,260
Internet		
Number of Farms with Internet Access (2007)	242	43,127
<i>Percent of all Farms with Internet Access (2007)</i>	<i>52.8%</i>	<i>50.6%</i>
Number of Farms with High Speed Internet Access (2007)	86	24,824
Alternative Markets		
Number of Farms that Marketed Products through Community Supported Agriculture (CSA) (2007)	11	544
Number of Farms that Produced and Sold Value-Added Commodities (2007)	14	3,368
Organic Agriculture		
Number of Farms Using Organic Production (2007)	3	193
Total Acres Used for Organic Production (2007)	100	9,280
Acres Being Converted to Organic Production (2007)	97	7,044

These data are from the 2007 Census of Agriculture
More data are available from the National Agricultural Statistics Service at:
<http://www.agcensus.usda.gov/>

Kentucky: By the Numbers is a program of the Department of Community and Leadership Development and the Kentucky Cooperative Extension Service, Community and Economic Development Programs at the University of Kentucky. For more information contact your local Cooperative Extension office or Dr. Julie N. Zimmerman, Department of Community and Leadership Development, 500 Garrigus Building, University of Kentucky, Lexington, KY 40546-0215, (859) 257-7583, email: jzimm@email.uky.edu.

Educational programs of the Kentucky Cooperative Extension Service serve all people regardless of race, color, age, sex, religion, disability, or national origin.
UNIVERSITY OF KENTUCKY, KENTUCKY STATE UNIVERSITY, U.S. DEPARTMENT OF AGRICULTURE, AND KENTUCKY COUNTIES, COOPERATING
An Equal Opportunity University



Department of Community and
Leadership Development
University of Kentucky

KENTUCKY: BY THE NUMBERS

~ New Issues in Agriculture ~

Trimble County

Julie N. Zimmerman and Cecil J. Shelton
Department of Community and Leadership Development
July, 2009

COOPERATIVE
EXTENSION
SERVICE



UNIVERSITY OF KENTUCKY
College of Agriculture

Data from the 2007 Census of Agriculture were just released this year. Among the questions asked by the Census were several that reflect new issues in agriculture. This issue of Kentucky: By the Numbers provides data for several of these. The Census of Agriculture is conducted every five years and is an important source of agriculture data for every state and county.

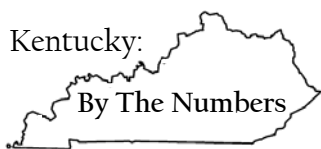
"Kentucky: By the Numbers" is a series of county profiles produced on an occasional basis which are developed to support local decision making. The entire series is available online at <http://www.ca.uky.edu/snarl>.

	<u>County</u>	<u>State</u>
Farms		
Total Number of Farms (2007)	489	85,260
Internet		
Number of Farms with Internet Access (2007)	274	43,127
Percent of all Farms with Internet Access (2007)	56.0%	50.6%
Number of Farms with High Speed Internet Access (2007)	124	24,824
Alternative Markets		
Number of Farms that Marketed Products through Community Supported Agriculture (CSA) (2007)	13	544
Number of Farms that Produced and Sold Value-Added Commodities (2007)	23	3,368
Organic Agriculture		
Number of Farms Using Organic Production (2007)	1	193
Total Acres Used for Organic Production (2007)	(data not disclosed)	9,280
Acres Being Converted to Organic Production (2007)	0	7,044

These data are from the 2007 Census of Agriculture
More data are available from the National Agricultural Statistics Service at:
<http://www.agcensus.usda.gov/>

Kentucky: By the Numbers is a program of the Department of Community and Leadership Development and the Kentucky Cooperative Extension Service, Community and Economic Development Programs at the University of Kentucky. For more information contact your local Cooperative Extension office or Dr. Julie N. Zimmerman, Department of Community and Leadership Development, 500 Garrigus Building, University of Kentucky, Lexington, KY 40546-0215, (859) 257-7583, email: jzimm@email.uky.edu.

Educational programs of the Kentucky Cooperative Extension Service serve all people regardless of race, color, age, sex, religion, disability, or national origin.
UNIVERSITY OF KENTUCKY, KENTUCKY STATE UNIVERSITY, U.S. DEPARTMENT OF AGRICULTURE, AND KENTUCKY COUNTIES, COOPERATING
An Equal Opportunity University



Department of Community and
Leadership Development
University of Kentucky

KENTUCKY: BY THE NUMBERS

~ New Issues in Agriculture ~

Union County

Julie N. Zimmerman and Cecil J. Shelton
Department of Community and Leadership Development
July, 2009

COOPERATIVE
EXTENSION
SERVICE



UNIVERSITY OF KENTUCKY
College of Agriculture

Data from the 2007 Census of Agriculture were just released this year. Among the questions asked by the Census were several that reflect new issues in agriculture. This issue of Kentucky: By the Numbers provides data for several of these. The Census of Agriculture is conducted every five years and is an important source of agriculture data for every state and county.

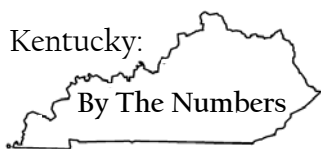
"Kentucky: By the Numbers" is a series of county profiles produced on an occasional basis which are developed to support local decision making. The entire series is available online at <http://www.ca.uky.edu/snarl>.

	<u>County</u>	<u>State</u>
Farms		
Total Number of Farms (2007)	325	85,260
Internet		
Number of Farms with Internet Access (2007)	191	43,127
Percent of all Farms with Internet Access (2007)	58.8%	50.6%
Number of Farms with High Speed Internet Access (2007)	70	24,824
Alternative Markets		
Number of Farms that Marketed Products through Community Supported Agriculture (CSA) (2007)	0	544
Number of Farms that Produced and Sold Value-Added Commodities (2007)	16	3,368
Organic Agriculture		
Number of Farms Using Organic Production (2007)	0	193
Total Acres Used for Organic Production (2007)	0	9,280
Acres Being Converted to Organic Production (2007)	(data not disclosed)	7,044

These data are from the 2007 Census of Agriculture
More data are available from the National Agricultural Statistics Service at:
<http://www.agcensus.usda.gov/>

Kentucky: By the Numbers is a program of the Department of Community and Leadership Development and the Kentucky Cooperative Extension Service, Community and Economic Development Programs at the University of Kentucky. For more information contact your local Cooperative Extension office or Dr. Julie N. Zimmerman, Department of Community and Leadership Development, 500 Garrigus Building, University of Kentucky, Lexington, KY 40546-0215, (859) 257-7583, email: jzimm@email.uky.edu.

Educational programs of the Kentucky Cooperative Extension Service serve all people regardless of race, color, age, sex, religion, disability, or national origin.
UNIVERSITY OF KENTUCKY, KENTUCKY STATE UNIVERSITY, U.S. DEPARTMENT OF AGRICULTURE, AND KENTUCKY COUNTIES, COOPERATING
An Equal Opportunity University



Department of Community and
Leadership Development
University of Kentucky

KENTUCKY: BY THE NUMBERS

~ New Issues in Agriculture ~

Warren County

Julie N. Zimmerman and Cecil J. Shelton
Department of Community and Leadership Development
July, 2009

COOPERATIVE
EXTENSION
SERVICE



UNIVERSITY OF KENTUCKY
College of Agriculture

Data from the 2007 Census of Agriculture were just released this year. Among the questions asked by the Census were several that reflect new issues in agriculture. This issue of Kentucky: By the Numbers provides data for several of these. The Census of Agriculture is conducted every five years and is an important source of agriculture data for every state and county.

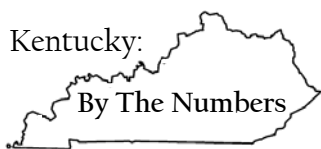
"Kentucky: By the Numbers" is a series of county profiles produced on an occasional basis which are developed to support local decision making. The entire series is available online at <http://www.ca.uky.edu/snarl>.

	<u>County</u>	<u>State</u>
Farms		
Total Number of Farms (2007)	1,824	85,260
Internet		
Number of Farms with Internet Access (2007)	1,000	43,127
<i>Percent of all Farms with Internet Access (2007)</i>	<i>54.8%</i>	<i>50.6%</i>
Number of Farms with High Speed Internet Access (2007)	493	24,824
Alternative Markets		
Number of Farms that Marketed Products through Community Supported Agriculture (CSA) (2007)	12	544
Number of Farms that Produced and Sold Value-Added Commodities (2007)	92	3,368
Organic Agriculture		
Number of Farms Using Organic Production (2007)	2	193
Total Acres Used for Organic Production (2007)	(data not disclosed)	9,280
Acres Being Converted to Organic Production (2007)	0	7,044

These data are from the 2007 Census of Agriculture
More data are available from the National Agricultural Statistics Service at:
<http://www.agcensus.usda.gov/>

Kentucky: By the Numbers is a program of the Department of Community and Leadership Development and the Kentucky Cooperative Extension Service, Community and Economic Development Programs at the University of Kentucky. For more information contact your local Cooperative Extension office or Dr. Julie N. Zimmerman, Department of Community and Leadership Development, 500 Garrigus Building, University of Kentucky, Lexington, KY 40546-0215, (859) 257-7583, email: jzimm@email.uky.edu.

Educational programs of the Kentucky Cooperative Extension Service serve all people regardless of race, color, age, sex, religion, disability, or national origin.
UNIVERSITY OF KENTUCKY, KENTUCKY STATE UNIVERSITY, U.S. DEPARTMENT OF AGRICULTURE, AND KENTUCKY COUNTIES, COOPERATING
An Equal Opportunity University



Department of Community and
Leadership Development
University of Kentucky

KENTUCKY: BY THE NUMBERS

~ New Issues in Agriculture ~

Washington County

Julie N. Zimmerman and Cecil J. Shelton
Department of Community and Leadership Development
July, 2009

COOPERATIVE
EXTENSION
SERVICE



UNIVERSITY OF KENTUCKY
College of Agriculture

Data from the 2007 Census of Agriculture were just released this year. Among the questions asked by the Census were several that reflect new issues in agriculture. This issue of Kentucky: By the Numbers provides data for several of these. The Census of Agriculture is conducted every five years and is an important source of agriculture data for every state and county.

"Kentucky: By the Numbers" is a series of county profiles produced on an occasional basis which are developed to support local decision making. The entire series is available online at <http://www.ca.uky.edu/snarl>.

	<u>County</u>	<u>State</u>
Farms		
Total Number of Farms (2007)	1,119	85,260
Internet		
Number of Farms with Internet Access (2007)	518	43,127
<i>Percent of all Farms with Internet Access (2007)</i>	<i>46.3%</i>	<i>50.6%</i>
Number of Farms with High Speed Internet Access (2007)	151	24,824
Alternative Markets		
Number of Farms that Marketed Products through Community Supported Agriculture (CSA) (2007)	7	544
Number of Farms that Produced and Sold Value-Added Commodities (2007)	55	3,368
Organic Agriculture		
Number of Farms Using Organic Production (2007)	4	193
Total Acres Used for Organic Production (2007)	178	9,280
Acres Being Converted to Organic Production (2007)	0	7,044

These data are from the 2007 Census of Agriculture
More data are available from the National Agricultural Statistics Service at:
<http://www.agcensus.usda.gov/>

Kentucky: By the Numbers is a program of the Department of Community and Leadership Development and the Kentucky Cooperative Extension Service, Community and Economic Development Programs at the University of Kentucky. For more information contact your local Cooperative Extension office or Dr. Julie N. Zimmerman, Department of Community and Leadership Development, 500 Garrigus Building, University of Kentucky, Lexington, KY 40546-0215, (859) 257-7583, email: jzimm@email.uky.edu.

Educational programs of the Kentucky Cooperative Extension Service serve all people regardless of race, color, age, sex, religion, disability, or national origin.
UNIVERSITY OF KENTUCKY, KENTUCKY STATE UNIVERSITY, U.S. DEPARTMENT OF AGRICULTURE, AND KENTUCKY COUNTIES, COOPERATING
An Equal Opportunity University



Department of Community and
Leadership Development
University of Kentucky

KENTUCKY: BY THE NUMBERS

~ New Issues in Agriculture ~

Wayne County

Julie N. Zimmerman and Cecil J. Shelton
Department of Community and Leadership Development
July, 2009

COOPERATIVE
EXTENSION
SERVICE



UNIVERSITY OF KENTUCKY
College of Agriculture

Data from the 2007 Census of Agriculture were just released this year. Among the questions asked by the Census were several that reflect new issues in agriculture. This issue of Kentucky: By the Numbers provides data for several of these. The Census of Agriculture is conducted every five years and is an important source of agriculture data for every state and county.

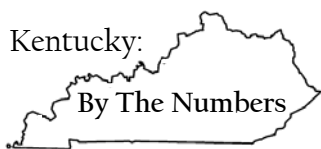
"Kentucky: By the Numbers" is a series of county profiles produced on an occasional basis which are developed to support local decision making. The entire series is available online at <http://www.ca.uky.edu/snarl>.

	<u>County</u>	<u>State</u>
Farms		
Total Number of Farms (2007)	781	85,260
Internet		
Number of Farms with Internet Access (2007)	346	43,127
Percent of all Farms with Internet Access (2007)	44.3%	50.6%
Number of Farms with High Speed Internet Access (2007)	241	24,824
Alternative Markets		
Number of Farms that Marketed Products through Community Supported Agriculture (CSA) (2007)	0	544
Number of Farms that Produced and Sold Value-Added Commodities (2007)	27	3,368
Organic Agriculture		
Number of Farms Using Organic Production (2007)	0	193
Total Acres Used for Organic Production (2007)	0	9,280
Acres Being Converted to Organic Production (2007)	(data not disclosed)	7,044

These data are from the 2007 Census of Agriculture
More data are available from the National Agricultural Statistics Service at:
<http://www.agcensus.usda.gov/>

Kentucky: By the Numbers is a program of the Department of Community and Leadership Development and the Kentucky Cooperative Extension Service, Community and Economic Development Programs at the University of Kentucky. For more information contact your local Cooperative Extension office or Dr. Julie N. Zimmerman, Department of Community and Leadership Development, 500 Garrigus Building, University of Kentucky, Lexington, KY 40546-0215, (859) 257-7583, email: jzimm@email.uky.edu.

Educational programs of the Kentucky Cooperative Extension Service serve all people regardless of race, color, age, sex, religion, disability, or national origin.
UNIVERSITY OF KENTUCKY, KENTUCKY STATE UNIVERSITY, U.S. DEPARTMENT OF AGRICULTURE, AND KENTUCKY COUNTIES, COOPERATING
An Equal Opportunity University



Department of Community and
Leadership Development
University of Kentucky

KENTUCKY: BY THE NUMBERS

~ New Issues in Agriculture ~

Webster County

Julie N. Zimmerman and Cecil J. Shelton
Department of Community and Leadership Development
July, 2009

COOPERATIVE
EXTENSION
SERVICE



UNIVERSITY OF KENTUCKY
College of Agriculture

Data from the 2007 Census of Agriculture were just released this year. Among the questions asked by the Census were several that reflect new issues in agriculture. This issue of Kentucky: By the Numbers provides data for several of these. The Census of Agriculture is conducted every five years and is an important source of agriculture data for every state and county.

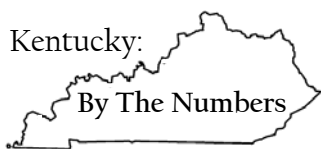
"Kentucky: By the Numbers" is a series of county profiles produced on an occasional basis which are developed to support local decision making. The entire series is available online at <http://www.ca.uky.edu/snarl>.

	<u>County</u>	<u>State</u>
Farms		
Total Number of Farms (2007)	556	85,260
Internet		
Number of Farms with Internet Access (2007)	257	43,127
<i>Percent of all Farms with Internet Access (2007)</i>	<i>46.2%</i>	<i>50.6%</i>
Number of Farms with High Speed Internet Access (2007)	118	24,824
Alternative Markets		
Number of Farms that Marketed Products through Community Supported Agriculture (CSA) (2007)	6	544
Number of Farms that Produced and Sold Value-Added Commodities (2007)	16	3,368
Organic Agriculture		
Number of Farms Using Organic Production (2007)	0	193
Total Acres Used for Organic Production (2007)	0	9,280
Acres Being Converted to Organic Production (2007)	0	7,044

These data are from the 2007 Census of Agriculture
More data are available from the National Agricultural Statistics Service at:
<http://www.agcensus.usda.gov/>

Kentucky: By the Numbers is a program of the Department of Community and Leadership Development and the Kentucky Cooperative Extension Service, Community and Economic Development Programs at the University of Kentucky. For more information contact your local Cooperative Extension office or Dr. Julie N. Zimmerman, Department of Community and Leadership Development, 500 Garrigus Building, University of Kentucky, Lexington, KY 40546-0215, (859) 257-7583, email: jzimm@email.uky.edu.

Educational programs of the Kentucky Cooperative Extension Service serve all people regardless of race, color, age, sex, religion, disability, or national origin.
UNIVERSITY OF KENTUCKY, KENTUCKY STATE UNIVERSITY, U.S. DEPARTMENT OF AGRICULTURE, AND KENTUCKY COUNTIES, COOPERATING
An Equal Opportunity University



Department of Community and
Leadership Development
University of Kentucky

KENTUCKY: BY THE NUMBERS

~ New Issues in Agriculture ~

Whitley County

Julie N. Zimmerman and Cecil J. Shelton
Department of Community and Leadership Development
July, 2009

COOPERATIVE
EXTENSION
SERVICE



UNIVERSITY OF KENTUCKY
College of Agriculture

Data from the 2007 Census of Agriculture were just released this year. Among the questions asked by the Census were several that reflect new issues in agriculture. This issue of Kentucky: By the Numbers provides data for several of these. The Census of Agriculture is conducted every five years and is an important source of agriculture data for every state and county.

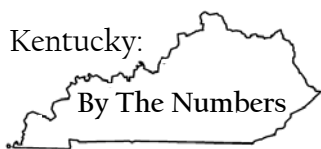
"Kentucky: By the Numbers" is a series of county profiles produced on an occasional basis which are developed to support local decision making. The entire series is available online at <http://www.ca.uky.edu/snarl>.

	<u>County</u>	<u>State</u>
Farms		
Total Number of Farms (2007)	565	85,260
Internet		
Number of Farms with Internet Access (2007)	266	43,127
<i>Percent of all Farms with Internet Access (2007)</i>	<i>47.1%</i>	<i>50.6%</i>
Number of Farms with High Speed Internet Access (2007)	149	24,824
Alternative Markets		
Number of Farms that Marketed Products through Community Supported Agriculture (CSA) (2007)	2	544
Number of Farms that Produced and Sold Value-Added Commodities (2007)	20	3,368
Organic Agriculture		
Number of Farms Using Organic Production (2007)	0	193
Total Acres Used for Organic Production (2007)	0	9,280
Acres Being Converted to Organic Production (2007)	(data not disclosed)	7,044

These data are from the 2007 Census of Agriculture
More data are available from the National Agricultural Statistics Service at:
<http://www.agcensus.usda.gov/>

Kentucky: By the Numbers is a program of the Department of Community and Leadership Development and the Kentucky Cooperative Extension Service, Community and Economic Development Programs at the University of Kentucky. For more information contact your local Cooperative Extension office or Dr. Julie N. Zimmerman, Department of Community and Leadership Development, 500 Garrigus Building, University of Kentucky, Lexington, KY 40546-0215, (859) 257-7583, email: jzimm@email.uky.edu.

Educational programs of the Kentucky Cooperative Extension Service serve all people regardless of race, color, age, sex, religion, disability, or national origin.
UNIVERSITY OF KENTUCKY, KENTUCKY STATE UNIVERSITY, U.S. DEPARTMENT OF AGRICULTURE, AND KENTUCKY COUNTIES, COOPERATING
An Equal Opportunity University



Department of Community and
Leadership Development
University of Kentucky

KENTUCKY: BY THE NUMBERS

~ New Issues in Agriculture ~

Wolfe County

Julie N. Zimmerman and Cecil J. Shelton
Department of Community and Leadership Development
July, 2009

COOPERATIVE
EXTENSION
SERVICE



UNIVERSITY OF KENTUCKY
College of Agriculture

Data from the 2007 Census of Agriculture were just released this year. Among the questions asked by the Census were several that reflect new issues in agriculture. This issue of Kentucky: By the Numbers provides data for several of these. The Census of Agriculture is conducted every five years and is an important source of agriculture data for every state and county.

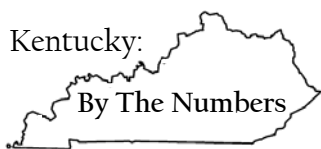
"Kentucky: By the Numbers" is a series of county profiles produced on an occasional basis which are developed to support local decision making. The entire series is available online at <http://www.ca.uky.edu/snarl>.

	<u>County</u>	<u>State</u>
Farms		
Total Number of Farms (2007)	342	85,260
Internet		
Number of Farms with Internet Access (2007)	153	43,127
Percent of all Farms with Internet Access (2007)	44.7%	50.6%
Number of Farms with High Speed Internet Access (2007)	88	24,824
Alternative Markets		
Number of Farms that Marketed Products through Community Supported Agriculture (CSA) (2007)	2	544
Number of Farms that Produced and Sold Value-Added Commodities (2007)	9	3,368
Organic Agriculture		
Number of Farms Using Organic Production (2007)	0	193
Total Acres Used for Organic Production (2007)	0	9,280
Acres Being Converted to Organic Production (2007)	(data not disclosed)	7,044

These data are from the 2007 Census of Agriculture
More data are available from the National Agricultural Statistics Service at:
<http://www.agcensus.usda.gov/>

Kentucky: By the Numbers is a program of the Department of Community and Leadership Development and the Kentucky Cooperative Extension Service, Community and Economic Development Programs at the University of Kentucky. For more information contact your local Cooperative Extension office or Dr. Julie N. Zimmerman, Department of Community and Leadership Development, 500 Garrigus Building, University of Kentucky, Lexington, KY 40546-0215, (859) 257-7583, email: jzimm@email.uky.edu.

Educational programs of the Kentucky Cooperative Extension Service serve all people regardless of race, color, age, sex, religion, disability, or national origin.
UNIVERSITY OF KENTUCKY, KENTUCKY STATE UNIVERSITY, U.S. DEPARTMENT OF AGRICULTURE, AND KENTUCKY COUNTIES, COOPERATING
An Equal Opportunity University



Department of Community and
Leadership Development
University of Kentucky

KENTUCKY: BY THE NUMBERS

~ New Issues in Agriculture ~

Woodford County

Julie N. Zimmerman and Cecil J. Shelton
Department of Community and Leadership Development
July, 2009

COOPERATIVE
EXTENSION
SERVICE



UNIVERSITY OF KENTUCKY
College of Agriculture

Data from the 2007 Census of Agriculture were just released this year. Among the questions asked by the Census were several that reflect new issues in agriculture. This issue of Kentucky: By the Numbers provides data for several of these. The Census of Agriculture is conducted every five years and is an important source of agriculture data for every state and county.

"Kentucky: By the Numbers" is a series of county profiles produced on an occasional basis which are developed to support local decision making. The entire series is available online at <http://www.ca.uky.edu/snarl>.

	<u>County</u>	<u>State</u>
Farms		
Total Number of Farms (2007)	712	85,260
Internet		
Number of Farms with Internet Access (2007)	508	43,127
Percent of all Farms with Internet Access (2007)	71.3%	50.6%
Number of Farms with High Speed Internet Access (2007)	390	24,824
Alternative Markets		
Number of Farms that Marketed Products through Community Supported Agriculture (CSA) (2007)	11	544
Number of Farms that Produced and Sold Value-Added Commodities (2007)	50	3,368
Organic Agriculture		
Number of Farms Using Organic Production (2007)	2	193
Total Acres Used for Organic Production (2007)	(data not disclosed)	9,280
Acres Being Converted to Organic Production (2007)	78	7,044

These data are from the 2007 Census of Agriculture
More data are available from the National Agricultural Statistics Service at:

<http://www.agcensus.usda.gov/>

Kentucky: By the Numbers is a program of the Department of Community and Leadership Development and the Kentucky Cooperative Extension Service, Community and Economic Development Programs at the University of Kentucky. For more information contact your local Cooperative Extension office or Dr. Julie N. Zimmerman, Department of Community and Leadership Development, 500 Garrigus Building, University of Kentucky, Lexington, KY 40546-0215, (859) 257-7583, email: jzimm@email.uky.edu.

Educational programs of the Kentucky Cooperative Extension Service serve all people regardless of race, color, age, sex, religion, disability, or national origin.
UNIVERSITY OF KENTUCKY, KENTUCKY STATE UNIVERSITY, U.S. DEPARTMENT OF AGRICULTURE, AND KENTUCKY COUNTIES, COOPERATING
An Equal Opportunity University