



Department of Community and  
Leadership Development  
University of Kentucky

## KENTUCKY: BY THE NUMBERS

### ~ New Issues in Agriculture ~

#### Mason County

Julie N. Zimmerman and Cecil J. Shelton  
Department of Community and Leadership Development  
July, 2009

COOPERATIVE  
EXTENSION  
SERVICE



UNIVERSITY OF KENTUCKY  
College of Agriculture

Data from the 2007 Census of Agriculture were just released this year. Among the questions asked by the Census were several that reflect new issues in agriculture. This issue of Kentucky: By the Numbers provides data for several of these. The Census of Agriculture is conducted every five years and is an important source of agriculture data for every state and county.

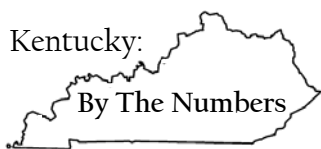
*"Kentucky: By the Numbers" is a series of county profiles produced on an occasional basis which are developed to support local decision making. The entire series is available online at <http://www.ca.uky.edu/snarl>.*

	<u>County</u>	<u>State</u>
<b>Farms</b>		
Total Number of Farms (2007)	753	85,260
<b>Internet</b>		
Number of Farms with Internet Access (2007)	423	43,127
<b>Percent of all Farms with Internet Access (2007)</b>	<b>56.2%</b>	<b>50.6%</b>
Number of Farms with High Speed Internet Access (2007)	262	24,824
<b>Alternative Markets</b>		
Number of Farms that Marketed Products through Community Supported Agriculture (CSA) (2007)	7	544
Number of Farms that Produced and Sold Value-Added Commodities (2007)	28	3,368
<b>Organic Agriculture</b>		
Number of Farms Using Organic Production (2007)	2	193
Total Acres Used for Organic Production (2007)	(data not disclosed)	9,280
Acres Being Converted to Organic Production (2007)	0	7,044

These data are from the 2007 Census of Agriculture  
More data are available from the National Agricultural Statistics Service at:  
<http://www.agcensus.usda.gov/>

**Kentucky: By the Numbers** is a program of the Department of Community and Leadership Development and the Kentucky Cooperative Extension Service, Community and Economic Development Programs at the University of Kentucky. For more information contact your local Cooperative Extension office or Dr. Julie N. Zimmerman, Department of Community and Leadership Development, 500 Garrigus Building, University of Kentucky, Lexington, KY 40546-0215, (859) 257-7583, email: [jzimm@email.uky.edu](mailto:jzimm@email.uky.edu).

Educational programs of the Kentucky Cooperative Extension Service serve all people regardless of race, color, age, sex, religion, disability, or national origin.  
UNIVERSITY OF KENTUCKY, KENTUCKY STATE UNIVERSITY, U.S. DEPARTMENT OF AGRICULTURE, AND KENTUCKY COUNTIES, COOPERATING  
An Equal Opportunity University



Department of Community and  
Leadership Development  
University of Kentucky

## KENTUCKY: BY THE NUMBERS

### ~ New Issues in Agriculture ~

#### Meade County

Julie N. Zimmerman and Cecil J. Shelton  
Department of Community and Leadership Development  
July, 2009

COOPERATIVE  
EXTENSION  
SERVICE



UNIVERSITY OF KENTUCKY  
College of Agriculture

Data from the 2007 Census of Agriculture were just released this year. Among the questions asked by the Census were several that reflect new issues in agriculture. This issue of Kentucky: By the Numbers provides data for several of these. The Census of Agriculture is conducted every five years and is an important source of agriculture data for every state and county.

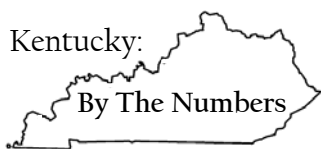
*"Kentucky: By the Numbers" is a series of county profiles produced on an occasional basis which are developed to support local decision making. The entire series is available online at <http://www.ca.uky.edu/snarl>.*

	<u>County</u>	<u>State</u>
<b>Farms</b>		
Total Number of Farms (2007)	887	85,260
<b>Internet</b>		
Number of Farms with Internet Access (2007)	525	43,127
<b>Percent of all Farms with Internet Access (2007)</b>	<b>59.2%</b>	<b>50.6%</b>
Number of Farms with High Speed Internet Access (2007)	191	24,824
<b>Alternative Markets</b>		
Number of Farms that Marketed Products through Community Supported Agriculture (CSA) (2007)	5	544
Number of Farms that Produced and Sold Value-Added Commodities (2007)	35	3,368
<b>Organic Agriculture</b>		
Number of Farms Using Organic Production (2007)	4	193
Total Acres Used for Organic Production (2007)	34	9,280
Acres Being Converted to Organic Production (2007)	56	7,044

These data are from the 2007 Census of Agriculture  
More data are available from the National Agricultural Statistics Service at:  
<http://www.agcensus.usda.gov/>

**Kentucky: By the Numbers** is a program of the Department of Community and Leadership Development and the Kentucky Cooperative Extension Service, Community and Economic Development Programs at the University of Kentucky. For more information contact your local Cooperative Extension office or Dr. Julie N. Zimmerman, Department of Community and Leadership Development, 500 Garrigus Building, University of Kentucky, Lexington, KY 40546-0215, (859) 257-7583, email: [jzimm@email.uky.edu](mailto:jzimm@email.uky.edu).

Educational programs of the Kentucky Cooperative Extension Service serve all people regardless of race, color, age, sex, religion, disability, or national origin.  
UNIVERSITY OF KENTUCKY, KENTUCKY STATE UNIVERSITY, U.S. DEPARTMENT OF AGRICULTURE, AND KENTUCKY COUNTIES, COOPERATING  
An Equal Opportunity University



Department of Community and  
Leadership Development  
University of Kentucky

## KENTUCKY: BY THE NUMBERS

### ~ New Issues in Agriculture ~

#### Menifee County

Julie N. Zimmerman and Cecil J. Shelton  
Department of Community and Leadership Development  
July, 2009

COOPERATIVE  
EXTENSION  
SERVICE



UNIVERSITY OF KENTUCKY  
College of Agriculture

Data from the 2007 Census of Agriculture were just released this year. Among the questions asked by the Census were several that reflect new issues in agriculture. This issue of Kentucky: By the Numbers provides data for several of these. The Census of Agriculture is conducted every five years and is an important source of agriculture data for every state and county.

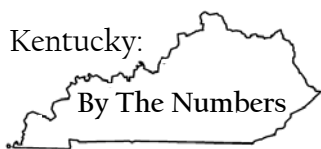
*"Kentucky: By the Numbers" is a series of county profiles produced on an occasional basis which are developed to support local decision making. The entire series is available online at <http://www.ca.uky.edu/snarl>.*

	<u>County</u>	<u>State</u>
<b>Farms</b>		
Total Number of Farms (2007)	331	85,260
<b>Internet</b>		
Number of Farms with Internet Access (2007)	165	43,127
<b>Percent of all Farms with Internet Access (2007)</b>	<b>49.8%</b>	<b>50.6%</b>
Number of Farms with High Speed Internet Access (2007)	86	24,824
<b>Alternative Markets</b>		
Number of Farms that Marketed Products through Community Supported Agriculture (CSA) (2007)	0	544
Number of Farms that Produced and Sold Value-Added Commodities (2007)	10	3,368
<b>Organic Agriculture</b>		
Number of Farms Using Organic Production (2007)	0	193
Total Acres Used for Organic Production (2007)	0	9,280
Acres Being Converted to Organic Production (2007)	0	7,044

These data are from the 2007 Census of Agriculture  
More data are available from the National Agricultural Statistics Service at:  
<http://www.agcensus.usda.gov/>

**Kentucky: By the Numbers** is a program of the Department of Community and Leadership Development and the Kentucky Cooperative Extension Service, Community and Economic Development Programs at the University of Kentucky. For more information contact your local Cooperative Extension office or Dr. Julie N. Zimmerman, Department of Community and Leadership Development, 500 Garrigus Building, University of Kentucky, Lexington, KY 40546-0215, (859) 257-7583, email: [jzimm@email.uky.edu](mailto:jzimm@email.uky.edu).

Educational programs of the Kentucky Cooperative Extension Service serve all people regardless of race, color, age, sex, religion, disability, or national origin.  
UNIVERSITY OF KENTUCKY, KENTUCKY STATE UNIVERSITY, U.S. DEPARTMENT OF AGRICULTURE, AND KENTUCKY COUNTIES, COOPERATING  
An Equal Opportunity University



Department of Community and  
Leadership Development  
University of Kentucky

## KENTUCKY: BY THE NUMBERS

### ~ New Issues in Agriculture ~

#### Mercer County

Julie N. Zimmerman and Cecil J. Shelton  
Department of Community and Leadership Development  
July, 2009

COOPERATIVE  
EXTENSION  
SERVICE



UNIVERSITY OF KENTUCKY  
College of Agriculture

Data from the 2007 Census of Agriculture were just released this year. Among the questions asked by the Census were several that reflect new issues in agriculture. This issue of Kentucky: By the Numbers provides data for several of these. The Census of Agriculture is conducted every five years and is an important source of agriculture data for every state and county.

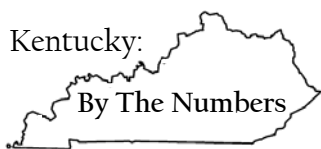
*"Kentucky: By the Numbers" is a series of county profiles produced on an occasional basis which are developed to support local decision making. The entire series is available online at <http://www.ca.uky.edu/snarl>.*

	<u>County</u>	<u>State</u>
<b>Farms</b>		
Total Number of Farms (2007)	1,111	85,260
<b>Internet</b>		
Number of Farms with Internet Access (2007)	630	43,127
<b><i>Percent of all Farms with Internet Access (2007)</i></b>	<b><i>56.7%</i></b>	<b><i>50.6%</i></b>
Number of Farms with High Speed Internet Access (2007)	301	24,824
<b>Alternative Markets</b>		
Number of Farms that Marketed Products through Community Supported Agriculture (CSA) (2007)	7	544
Number of Farms that Produced and Sold Value-Added Commodities (2007)	66	3,368
<b>Organic Agriculture</b>		
Number of Farms Using Organic Production (2007)	0	193
Total Acres Used for Organic Production (2007)	0	9,280
Acres Being Converted to Organic Production (2007)	64	7,044

These data are from the 2007 Census of Agriculture  
More data are available from the National Agricultural Statistics Service at:  
<http://www.agcensus.usda.gov/>

**Kentucky: By the Numbers** is a program of the Department of Community and Leadership Development and the Kentucky Cooperative Extension Service, Community and Economic Development Programs at the University of Kentucky. For more information contact your local Cooperative Extension office or Dr. Julie N. Zimmerman, Department of Community and Leadership Development, 500 Garrigus Building, University of Kentucky, Lexington, KY 40546-0215, (859) 257-7583, email: [jzimm@email.uky.edu](mailto:jzimm@email.uky.edu).

Educational programs of the Kentucky Cooperative Extension Service serve all people regardless of race, color, age, sex, religion, disability, or national origin.  
UNIVERSITY OF KENTUCKY, KENTUCKY STATE UNIVERSITY, U.S. DEPARTMENT OF AGRICULTURE, AND KENTUCKY COUNTIES, COOPERATING  
An Equal Opportunity University



Department of Community and  
Leadership Development  
University of Kentucky

## KENTUCKY: BY THE NUMBERS

### ~ New Issues in Agriculture ~

#### Metcalfe County

Julie N. Zimmerman and Cecil J. Shelton  
Department of Community and Leadership Development  
July, 2009

COOPERATIVE  
EXTENSION  
SERVICE



UNIVERSITY OF KENTUCKY  
College of Agriculture

Data from the 2007 Census of Agriculture were just released this year. Among the questions asked by the Census were several that reflect new issues in agriculture. This issue of Kentucky: By the Numbers provides data for several of these. The Census of Agriculture is conducted every five years and is an important source of agriculture data for every state and county.

*"Kentucky: By the Numbers" is a series of county profiles produced on an occasional basis which are developed to support local decision making. The entire series is available online at <http://www.ca.uky.edu/snarl>.*

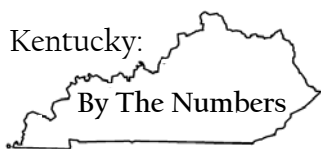
	<u>County</u>	<u>State</u>
<b>Farms</b>		
Total Number of Farms (2007)	964	85,260
<b>Internet</b>		
Number of Farms with Internet Access (2007)	546	43,127
<b><i>Percent of all Farms with Internet Access (2007)</i></b>	<b><i>56.6%</i></b>	<b><i>50.6%</i></b>
Number of Farms with High Speed Internet Access (2007)	447	24,824
<b>Alternative Markets</b>		
Number of Farms that Marketed Products through Community Supported Agriculture (CSA) (2007)	6	544
Number of Farms that Produced and Sold Value-Added Commodities (2007)	26	3,368
<b>Organic Agriculture</b>		
Number of Farms Using Organic Production (2007)	1	193
Total Acres Used for Organic Production (2007)	(data not disclosed)	9,280
Acres Being Converted to Organic Production (2007)	146	7,044

These data are from the 2007 Census of Agriculture  
More data are available from the National Agricultural Statistics Service at:

<http://www.agcensus.usda.gov/>

**Kentucky: By the Numbers** is a program of the Department of Community and Leadership Development and the Kentucky Cooperative Extension Service, Community and Economic Development Programs at the University of Kentucky. For more information contact your local Cooperative Extension office or Dr. Julie N. Zimmerman, Department of Community and Leadership Development, 500 Garrigus Building, University of Kentucky, Lexington, KY 40546-0215, (859) 257-7583, email: [jzimm@email.uky.edu](mailto:jzimm@email.uky.edu).

Educational programs of the Kentucky Cooperative Extension Service serve all people regardless of race, color, age, sex, religion, disability, or national origin.  
UNIVERSITY OF KENTUCKY, KENTUCKY STATE UNIVERSITY, U.S. DEPARTMENT OF AGRICULTURE, AND KENTUCKY COUNTIES, COOPERATING  
An Equal Opportunity University



Department of Community and  
Leadership Development  
University of Kentucky

## KENTUCKY: BY THE NUMBERS

### ~ New Issues in Agriculture ~

#### Monroe County

Julie N. Zimmerman and Cecil J. Shelton  
Department of Community and Leadership Development  
July, 2009

COOPERATIVE  
EXTENSION  
SERVICE



UNIVERSITY OF KENTUCKY  
College of Agriculture

Data from the 2007 Census of Agriculture were just released this year. Among the questions asked by the Census were several that reflect new issues in agriculture. This issue of Kentucky: By the Numbers provides data for several of these. The Census of Agriculture is conducted every five years and is an important source of agriculture data for every state and county.

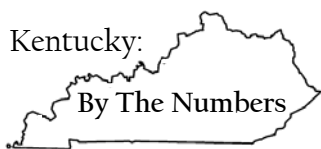
*"Kentucky: By the Numbers" is a series of county profiles produced on an occasional basis which are developed to support local decision making. The entire series is available online at <http://www.ca.uky.edu/snarl>.*

	<u>County</u>	<u>State</u>
<b>Farms</b>		
Total Number of Farms (2007)	955	85,260
<b>Internet</b>		
Number of Farms with Internet Access (2007)	453	43,127
<b>Percent of all Farms with Internet Access (2007)</b>	<b>47.4%</b>	<b>50.6%</b>
Number of Farms with High Speed Internet Access (2007)	330	24,824
<b>Alternative Markets</b>		
Number of Farms that Marketed Products through Community Supported Agriculture (CSA) (2007)	6	544
Number of Farms that Produced and Sold Value-Added Commodities (2007)	38	3,368
<b>Organic Agriculture</b>		
Number of Farms Using Organic Production (2007)	3	193
Total Acres Used for Organic Production (2007)	57	9,280
Acres Being Converted to Organic Production (2007)	(data not disclosed)	7,044

These data are from the 2007 Census of Agriculture  
More data are available from the National Agricultural Statistics Service at:  
<http://www.agcensus.usda.gov/>

**Kentucky: By the Numbers** is a program of the Department of Community and Leadership Development and the Kentucky Cooperative Extension Service, Community and Economic Development Programs at the University of Kentucky. For more information contact your local Cooperative Extension office or Dr. Julie N. Zimmerman, Department of Community and Leadership Development, 500 Garrigus Building, University of Kentucky, Lexington, KY 40546-0215, (859) 257-7583, email: [jzimm@email.uky.edu](mailto:jzimm@email.uky.edu).

Educational programs of the Kentucky Cooperative Extension Service serve all people regardless of race, color, age, sex, religion, disability, or national origin.  
UNIVERSITY OF KENTUCKY, KENTUCKY STATE UNIVERSITY, U.S. DEPARTMENT OF AGRICULTURE, AND KENTUCKY COUNTIES, COOPERATING  
An Equal Opportunity University



Department of Community and  
Leadership Development  
University of Kentucky

## KENTUCKY: BY THE NUMBERS

### ~ New Issues in Agriculture ~

#### Montgomery County

Julie N. Zimmerman and Cecil J. Shelton  
Department of Community and Leadership Development  
July, 2009

COOPERATIVE  
EXTENSION  
SERVICE



UNIVERSITY OF KENTUCKY  
College of Agriculture

Data from the 2007 Census of Agriculture were just released this year. Among the questions asked by the Census were several that reflect new issues in agriculture. This issue of Kentucky: By the Numbers provides data for several of these. The Census of Agriculture is conducted every five years and is an important source of agriculture data for every state and county.

*"Kentucky: By the Numbers" is a series of county profiles produced on an occasional basis which are developed to support local decision making. The entire series is available online at <http://www.ca.uky.edu/snarl>.*

	<u>County</u>	<u>State</u>
<b>Farms</b>		
Total Number of Farms (2007)	685	85,260
<b>Internet</b>		
Number of Farms with Internet Access (2007)	301	43,127
<b><i>Percent of all Farms with Internet Access (2007)</i></b>	<b><i>43.9%</i></b>	<b><i>50.6%</i></b>
Number of Farms with High Speed Internet Access (2007)	155	24,824
<b>Alternative Markets</b>		
Number of Farms that Marketed Products through Community Supported Agriculture (CSA) (2007)	9	544
Number of Farms that Produced and Sold Value-Added Commodities (2007)	29	3,368
<b>Organic Agriculture</b>		
Number of Farms Using Organic Production (2007)	0	193
Total Acres Used for Organic Production (2007)	0	9,280
Acres Being Converted to Organic Production (2007)	0	7,044

These data are from the 2007 Census of Agriculture  
More data are available from the National Agricultural Statistics Service at:  
<http://www.agcensus.usda.gov/>

**Kentucky: By the Numbers** is a program of the Department of Community and Leadership Development and the Kentucky Cooperative Extension Service, Community and Economic Development Programs at the University of Kentucky. For more information contact your local Cooperative Extension office or Dr. Julie N. Zimmerman, Department of Community and Leadership Development, 500 Garrigus Building, University of Kentucky, Lexington, KY 40546-0215, (859) 257-7583, email: [jzimm@email.uky.edu](mailto:jzimm@email.uky.edu).

Educational programs of the Kentucky Cooperative Extension Service serve all people regardless of race, color, age, sex, religion, disability, or national origin.  
UNIVERSITY OF KENTUCKY, KENTUCKY STATE UNIVERSITY, U.S. DEPARTMENT OF AGRICULTURE, AND KENTUCKY COUNTIES, COOPERATING  
An Equal Opportunity University





Department of Community and  
Leadership Development  
University of Kentucky

## KENTUCKY: BY THE NUMBERS

### ~ New Issues in Agriculture ~

#### Morgan County

Julie N. Zimmerman and Cecil J. Shelton  
Department of Community and Leadership Development  
July, 2009

COOPERATIVE  
EXTENSION  
SERVICE



UNIVERSITY OF KENTUCKY  
College of Agriculture

Data from the 2007 Census of Agriculture were just released this year. Among the questions asked by the Census were several that reflect new issues in agriculture. This issue of Kentucky: By the Numbers provides data for several of these. The Census of Agriculture is conducted every five years and is an important source of agriculture data for every state and county.

*"Kentucky: By the Numbers" is a series of county profiles produced on an occasional basis which are developed to support local decision making. The entire series is available online at <http://www.ca.uky.edu/snarl>.*

	<u>County</u>	<u>State</u>
<b>Farms</b>		
Total Number of Farms (2007)	795	85,260
<b>Internet</b>		
Number of Farms with Internet Access (2007)	427	43,127
<b><i>Percent of all Farms with Internet Access (2007)</i></b>	<b><i>53.7%</i></b>	<b><i>50.6%</i></b>
Number of Farms with High Speed Internet Access (2007)	278	24,824
<b>Alternative Markets</b>		
Number of Farms that Marketed Products through Community Supported Agriculture (CSA) (2007)	1	544
Number of Farms that Produced and Sold Value-Added Commodities (2007)	19	3,368
<b>Organic Agriculture</b>		
Number of Farms Using Organic Production (2007)	0	193
Total Acres Used for Organic Production (2007)	0	9,280
Acres Being Converted to Organic Production (2007)	5	7,044

These data are from the 2007 Census of Agriculture  
More data are available from the National Agricultural Statistics Service at:  
<http://www.agcensus.usda.gov/>

**Kentucky: By the Numbers** is a program of the Department of Community and Leadership Development and the Kentucky Cooperative Extension Service, Community and Economic Development Programs at the University of Kentucky. For more information contact your local Cooperative Extension office or Dr. Julie N. Zimmerman, Department of Community and Leadership Development, 500 Garrigus Building, University of Kentucky, Lexington, KY 40546-0215, (859) 257-7583, email: [jzimm@email.uky.edu](mailto:jzimm@email.uky.edu).

Educational programs of the Kentucky Cooperative Extension Service serve all people regardless of race, color, age, sex, religion, disability, or national origin.  
UNIVERSITY OF KENTUCKY, KENTUCKY STATE UNIVERSITY, U.S. DEPARTMENT OF AGRICULTURE, AND KENTUCKY COUNTIES, COOPERATING  
An Equal Opportunity University





Department of Community and  
Leadership Development  
University of Kentucky

## KENTUCKY: BY THE NUMBERS

### ~ New Issues in Agriculture ~

#### Muhlenberg County

Julie N. Zimmerman and Cecil J. Shelton  
Department of Community and Leadership Development  
July, 2009

COOPERATIVE  
EXTENSION  
SERVICE



UNIVERSITY OF KENTUCKY  
College of Agriculture

Data from the 2007 Census of Agriculture were just released this year. Among the questions asked by the Census were several that reflect new issues in agriculture. This issue of Kentucky: By the Numbers provides data for several of these. The Census of Agriculture is conducted every five years and is an important source of agriculture data for every state and county.

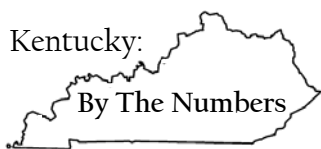
*"Kentucky: By the Numbers" is a series of county profiles produced on an occasional basis which are developed to support local decision making. The entire series is available online at <http://www.ca.uky.edu/snarl>.*

	<u>County</u>	<u>State</u>
<b>Farms</b>		
Total Number of Farms (2007)	636	85,260
<b>Internet</b>		
Number of Farms with Internet Access (2007)	324	43,127
<b>Percent of all Farms with Internet Access (2007)</b>	<b>50.9%</b>	<b>50.6%</b>
Number of Farms with High Speed Internet Access (2007)	168	24,824
<b>Alternative Markets</b>		
Number of Farms that Marketed Products through Community Supported Agriculture (CSA) (2007)	4	544
Number of Farms that Produced and Sold Value-Added Commodities (2007)	26	3,368
<b>Organic Agriculture</b>		
Number of Farms Using Organic Production (2007)	1	193
Total Acres Used for Organic Production (2007)	(data not disclosed)	9,280
Acres Being Converted to Organic Production (2007)	0	7,044

These data are from the 2007 Census of Agriculture  
More data are available from the National Agricultural Statistics Service at:  
<http://www.agcensus.usda.gov/>

**Kentucky: By the Numbers** is a program of the Department of Community and Leadership Development and the Kentucky Cooperative Extension Service, Community and Economic Development Programs at the University of Kentucky. For more information contact your local Cooperative Extension office or Dr. Julie N. Zimmerman, Department of Community and Leadership Development, 500 Garrigus Building, University of Kentucky, Lexington, KY 40546-0215, (859) 257-7583, email: [jzimm@email.uky.edu](mailto:jzimm@email.uky.edu).

Educational programs of the Kentucky Cooperative Extension Service serve all people regardless of race, color, age, sex, religion, disability, or national origin.  
UNIVERSITY OF KENTUCKY, KENTUCKY STATE UNIVERSITY, U.S. DEPARTMENT OF AGRICULTURE, AND KENTUCKY COUNTIES, COOPERATING  
An Equal Opportunity University



Department of Community and  
Leadership Development  
University of Kentucky

## KENTUCKY: BY THE NUMBERS

### ~ New Issues in Agriculture ~

#### Nelson County

Julie N. Zimmerman and Cecil J. Shelton  
Department of Community and Leadership Development  
July, 2009

COOPERATIVE  
EXTENSION  
SERVICE



UNIVERSITY OF KENTUCKY  
College of Agriculture

Data from the 2007 Census of Agriculture were just released this year. Among the questions asked by the Census were several that reflect new issues in agriculture. This issue of Kentucky: By the Numbers provides data for several of these. The Census of Agriculture is conducted every five years and is an important source of agriculture data for every state and county.

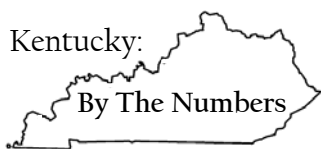
*"Kentucky: By the Numbers" is a series of county profiles produced on an occasional basis which are developed to support local decision making. The entire series is available online at <http://www.ca.uky.edu/snarl>.*

	<u>County</u>	<u>State</u>
<b>Farms</b>		
Total Number of Farms (2007)	1,406	85,260
<b>Internet</b>		
Number of Farms with Internet Access (2007)	739	43,127
<b>Percent of all Farms with Internet Access (2007)</b>	<b>52.6%</b>	<b>50.6%</b>
Number of Farms with High Speed Internet Access (2007)	254	24,824
<b>Alternative Markets</b>		
Number of Farms that Marketed Products through Community Supported Agriculture (CSA) (2007)	5	544
Number of Farms that Produced and Sold Value-Added Commodities (2007)	90	3,368
<b>Organic Agriculture</b>		
Number of Farms Using Organic Production (2007)	4	193
Total Acres Used for Organic Production (2007)	106	9,280
Acres Being Converted to Organic Production (2007)	(data not disclosed)	7,044

These data are from the 2007 Census of Agriculture  
More data are available from the National Agricultural Statistics Service at:  
<http://www.agcensus.usda.gov/>

**Kentucky: By the Numbers** is a program of the Department of Community and Leadership Development and the Kentucky Cooperative Extension Service, Community and Economic Development Programs at the University of Kentucky. For more information contact your local Cooperative Extension office or Dr. Julie N. Zimmerman, Department of Community and Leadership Development, 500 Garrigus Building, University of Kentucky, Lexington, KY 40546-0215, (859) 257-7583, email: [jzimm@email.uky.edu](mailto:jzimm@email.uky.edu).

Educational programs of the Kentucky Cooperative Extension Service serve all people regardless of race, color, age, sex, religion, disability, or national origin.  
UNIVERSITY OF KENTUCKY, KENTUCKY STATE UNIVERSITY, U.S. DEPARTMENT OF AGRICULTURE, AND KENTUCKY COUNTIES, COOPERATING  
An Equal Opportunity University



Department of Community and  
Leadership Development  
University of Kentucky

## KENTUCKY: BY THE NUMBERS

### ~ New Issues in Agriculture ~

#### Nicholas County

Julie N. Zimmerman and Cecil J. Shelton  
Department of Community and Leadership Development  
July, 2009

COOPERATIVE  
EXTENSION  
SERVICE



UNIVERSITY OF KENTUCKY  
College of Agriculture

Data from the 2007 Census of Agriculture were just released this year. Among the questions asked by the Census were several that reflect new issues in agriculture. This issue of Kentucky: By the Numbers provides data for several of these. The Census of Agriculture is conducted every five years and is an important source of agriculture data for every state and county.

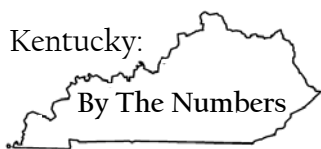
*"Kentucky: By the Numbers" is a series of county profiles produced on an occasional basis which are developed to support local decision making. The entire series is available online at <http://www.ca.uky.edu/snarl>.*

	<u>County</u>	<u>State</u>
<b>Farms</b>		
Total Number of Farms (2007)	603	85,260
<b>Internet</b>		
Number of Farms with Internet Access (2007)	281	43,127
<b>Percent of all Farms with Internet Access (2007)</b>	<b>46.6%</b>	<b>50.6%</b>
Number of Farms with High Speed Internet Access (2007)	107	24,824
<b>Alternative Markets</b>		
Number of Farms that Marketed Products through Community Supported Agriculture (CSA) (2007)	3	544
Number of Farms that Produced and Sold Value-Added Commodities (2007)	28	3,368
<b>Organic Agriculture</b>		
Number of Farms Using Organic Production (2007)	2	193
Total Acres Used for Organic Production (2007)	(data not disclosed)	9,280
Acres Being Converted to Organic Production (2007)	(data not disclosed)	7,044

These data are from the 2007 Census of Agriculture  
More data are available from the National Agricultural Statistics Service at:  
<http://www.agcensus.usda.gov/>

**Kentucky: By the Numbers** is a program of the Department of Community and Leadership Development and the Kentucky Cooperative Extension Service, Community and Economic Development Programs at the University of Kentucky. For more information contact your local Cooperative Extension office or Dr. Julie N. Zimmerman, Department of Community and Leadership Development, 500 Garrigus Building, University of Kentucky, Lexington, KY 40546-0215, (859) 257-7583, email: [jzimm@email.uky.edu](mailto:jzimm@email.uky.edu).

Educational programs of the Kentucky Cooperative Extension Service serve all people regardless of race, color, age, sex, religion, disability, or national origin.  
UNIVERSITY OF KENTUCKY, KENTUCKY STATE UNIVERSITY, U.S. DEPARTMENT OF AGRICULTURE, AND KENTUCKY COUNTIES, COOPERATING  
An Equal Opportunity University



Department of Community and  
Leadership Development  
University of Kentucky

## KENTUCKY: BY THE NUMBERS

### ~ New Issues in Agriculture ~

#### Ohio County

Julie N. Zimmerman and Cecil J. Shelton  
Department of Community and Leadership Development  
July, 2009

COOPERATIVE  
EXTENSION  
SERVICE



UNIVERSITY OF KENTUCKY  
College of Agriculture

Data from the 2007 Census of Agriculture were just released this year. Among the questions asked by the Census were several that reflect new issues in agriculture. This issue of Kentucky: By the Numbers provides data for several of these. The Census of Agriculture is conducted every five years and is an important source of agriculture data for every state and county.

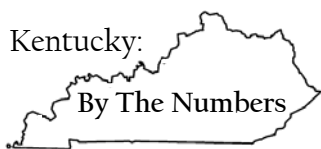
*"Kentucky: By the Numbers" is a series of county profiles produced on an occasional basis which are developed to support local decision making. The entire series is available online at <http://www.ca.uky.edu/snarl>.*

	<u>County</u>	<u>State</u>
<b>Farms</b>		
Total Number of Farms (2007)	969	85,260
<b>Internet</b>		
Number of Farms with Internet Access (2007)	429	43,127
<b>Percent of all Farms with Internet Access (2007)</b>	<b>44.3%</b>	<b>50.6%</b>
Number of Farms with High Speed Internet Access (2007)	120	24,824
<b>Alternative Markets</b>		
Number of Farms that Marketed Products through Community Supported Agriculture (CSA) (2007)	9	544
Number of Farms that Produced and Sold Value-Added Commodities (2007)	41	3,368
<b>Organic Agriculture</b>		
Number of Farms Using Organic Production (2007)	1	193
Total Acres Used for Organic Production (2007)	(data not disclosed)	9,280
Acres Being Converted to Organic Production (2007)	0	7,044

These data are from the 2007 Census of Agriculture  
More data are available from the National Agricultural Statistics Service at:  
<http://www.agcensus.usda.gov/>

**Kentucky: By the Numbers** is a program of the Department of Community and Leadership Development and the Kentucky Cooperative Extension Service, Community and Economic Development Programs at the University of Kentucky. For more information contact your local Cooperative Extension office or Dr. Julie N. Zimmerman, Department of Community and Leadership Development, 500 Garrigus Building, University of Kentucky, Lexington, KY 40546-0215, (859) 257-7583, email: [jzimm@email.uky.edu](mailto:jzimm@email.uky.edu).

Educational programs of the Kentucky Cooperative Extension Service serve all people regardless of race, color, age, sex, religion, disability, or national origin.  
UNIVERSITY OF KENTUCKY, KENTUCKY STATE UNIVERSITY, U.S. DEPARTMENT OF AGRICULTURE, AND KENTUCKY COUNTIES, COOPERATING  
An Equal Opportunity University



Department of Community and  
Leadership Development  
University of Kentucky

## KENTUCKY: BY THE NUMBERS

### ~ New Issues in Agriculture ~

#### Oldham County

Julie N. Zimmerman and Cecil J. Shelton  
Department of Community and Leadership Development  
July, 2009

COOPERATIVE  
EXTENSION  
SERVICE



UNIVERSITY OF KENTUCKY  
College of Agriculture

Data from the 2007 Census of Agriculture were just released this year. Among the questions asked by the Census were several that reflect new issues in agriculture. This issue of Kentucky: By the Numbers provides data for several of these. The Census of Agriculture is conducted every five years and is an important source of agriculture data for every state and county.

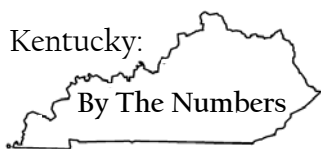
*"Kentucky: By the Numbers" is a series of county profiles produced on an occasional basis which are developed to support local decision making. The entire series is available online at <http://www.ca.uky.edu/snarl>.*

	<u>County</u>	<u>State</u>
<b>Farms</b>		
Total Number of Farms (2007)	461	85,260
<b>Internet</b>		
Number of Farms with Internet Access (2007)	330	43,127
<b>Percent of all Farms with Internet Access (2007)</b>	<b>71.6%</b>	<b>50.6%</b>
Number of Farms with High Speed Internet Access (2007)	237	24,824
<b>Alternative Markets</b>		
Number of Farms that Marketed Products through Community Supported Agriculture (CSA) (2007)	6	544
Number of Farms that Produced and Sold Value-Added Commodities (2007)	25	3,368
<b>Organic Agriculture</b>		
Number of Farms Using Organic Production (2007)	2	193
Total Acres Used for Organic Production (2007)	(data not disclosed)	9,280
Acres Being Converted to Organic Production (2007)	(data not disclosed)	7,044

These data are from the 2007 Census of Agriculture  
More data are available from the National Agricultural Statistics Service at:  
<http://www.agcensus.usda.gov/>

**Kentucky: By the Numbers** is a program of the Department of Community and Leadership Development and the Kentucky Cooperative Extension Service, Community and Economic Development Programs at the University of Kentucky. For more information contact your local Cooperative Extension office or Dr. Julie N. Zimmerman, Department of Community and Leadership Development, 500 Garrigus Building, University of Kentucky, Lexington, KY 40546-0215, (859) 257-7583, email: [jzimm@email.uky.edu](mailto:jzimm@email.uky.edu).

Educational programs of the Kentucky Cooperative Extension Service serve all people regardless of race, color, age, sex, religion, disability, or national origin.  
UNIVERSITY OF KENTUCKY, KENTUCKY STATE UNIVERSITY, U.S. DEPARTMENT OF AGRICULTURE, AND KENTUCKY COUNTIES, COOPERATING  
An Equal Opportunity University



Department of Community and  
Leadership Development  
University of Kentucky

## KENTUCKY: BY THE NUMBERS

### ~ New Issues in Agriculture ~

#### Owen County

Julie N. Zimmerman and Cecil J. Shelton  
Department of Community and Leadership Development  
July, 2009

COOPERATIVE  
EXTENSION  
SERVICE



UNIVERSITY OF KENTUCKY  
College of Agriculture

Data from the 2007 Census of Agriculture were just released this year. Among the questions asked by the Census were several that reflect new issues in agriculture. This issue of Kentucky: By the Numbers provides data for several of these. The Census of Agriculture is conducted every five years and is an important source of agriculture data for every state and county.

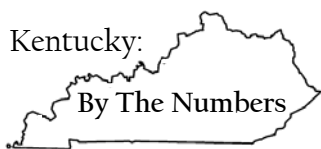
*"Kentucky: By the Numbers" is a series of county profiles produced on an occasional basis which are developed to support local decision making. The entire series is available online at <http://www.ca.uky.edu/snarl>.*

	<u>County</u>	<u>State</u>
<b>Farms</b>		
Total Number of Farms (2007)	864	85,260
<b>Internet</b>		
Number of Farms with Internet Access (2007)	375	43,127
<b><i>Percent of all Farms with Internet Access (2007)</i></b>	<b><i>43.4%</i></b>	<b><i>50.6%</i></b>
Number of Farms with High Speed Internet Access (2007)	156	24,824
<b>Alternative Markets</b>		
Number of Farms that Marketed Products through Community Supported Agriculture (CSA) (2007)	7	544
Number of Farms that Produced and Sold Value-Added Commodities (2007)	29	3,368
<b>Organic Agriculture</b>		
Number of Farms Using Organic Production (2007)	0	193
Total Acres Used for Organic Production (2007)	0	9,280
Acres Being Converted to Organic Production (2007)	410	7,044

These data are from the 2007 Census of Agriculture  
More data are available from the National Agricultural Statistics Service at:  
<http://www.agcensus.usda.gov/>

**Kentucky: By the Numbers** is a program of the Department of Community and Leadership Development and the Kentucky Cooperative Extension Service, Community and Economic Development Programs at the University of Kentucky. For more information contact your local Cooperative Extension office or Dr. Julie N. Zimmerman, Department of Community and Leadership Development, 500 Garrigus Building, University of Kentucky, Lexington, KY 40546-0215, (859) 257-7583, email: [jzimm@email.uky.edu](mailto:jzimm@email.uky.edu).

Educational programs of the Kentucky Cooperative Extension Service serve all people regardless of race, color, age, sex, religion, disability, or national origin.  
UNIVERSITY OF KENTUCKY, KENTUCKY STATE UNIVERSITY, U.S. DEPARTMENT OF AGRICULTURE, AND KENTUCKY COUNTIES, COOPERATING  
An Equal Opportunity University



Department of Community and  
Leadership Development  
University of Kentucky

## KENTUCKY: BY THE NUMBERS

### ~ New Issues in Agriculture ~

#### Owsley County

Julie N. Zimmerman and Cecil J. Shelton  
Department of Community and Leadership Development  
July, 2009

COOPERATIVE  
EXTENSION  
SERVICE



UNIVERSITY OF KENTUCKY  
College of Agriculture

Data from the 2007 Census of Agriculture were just released this year. Among the questions asked by the Census were several that reflect new issues in agriculture. This issue of Kentucky: By the Numbers provides data for several of these. The Census of Agriculture is conducted every five years and is an important source of agriculture data for every state and county.

*"Kentucky: By the Numbers" is a series of county profiles produced on an occasional basis which are developed to support local decision making. The entire series is available online at <http://www.ca.uky.edu/snarl>.*

	<u>County</u>	<u>State</u>
<b>Farms</b>		
Total Number of Farms (2007)	195	85,260
<b>Internet</b>		
Number of Farms with Internet Access (2007)	89	43,127
<b><i>Percent of all Farms with Internet Access (2007)</i></b>	<b><i>45.6%</i></b>	<b><i>50.6%</i></b>
Number of Farms with High Speed Internet Access (2007)	64	24,824
<b>Alternative Markets</b>		
Number of Farms that Marketed Products through Community Supported Agriculture (CSA) (2007)	2	544
Number of Farms that Produced and Sold Value-Added Commodities (2007)	6	3,368
<b>Organic Agriculture</b>		
Number of Farms Using Organic Production (2007)	0	193
Total Acres Used for Organic Production (2007)	0	9,280
Acres Being Converted to Organic Production (2007)	(data not disclosed)	7,044

These data are from the 2007 Census of Agriculture  
More data are available from the National Agricultural Statistics Service at:  
<http://www.agcensus.usda.gov/>

**Kentucky: By the Numbers** is a program of the Department of Community and Leadership Development and the Kentucky Cooperative Extension Service, Community and Economic Development Programs at the University of Kentucky. For more information contact your local Cooperative Extension office or Dr. Julie N. Zimmerman, Department of Community and Leadership Development, 500 Garrigus Building, University of Kentucky, Lexington, KY 40546-0215, (859) 257-7583, email: [jzimm@email.uky.edu](mailto:jzimm@email.uky.edu).

Educational programs of the Kentucky Cooperative Extension Service serve all people regardless of race, color, age, sex, religion, disability, or national origin.  
UNIVERSITY OF KENTUCKY, KENTUCKY STATE UNIVERSITY, U.S. DEPARTMENT OF AGRICULTURE, AND KENTUCKY COUNTIES, COOPERATING  
An Equal Opportunity University





Department of Community and  
Leadership Development  
University of Kentucky

## KENTUCKY: BY THE NUMBERS

### ~ New Issues in Agriculture ~

#### Pendleton County

Julie N. Zimmerman and Cecil J. Shelton  
Department of Community and Leadership Development  
July, 2009

COOPERATIVE  
EXTENSION  
SERVICE



UNIVERSITY OF KENTUCKY  
College of Agriculture

Data from the 2007 Census of Agriculture were just released this year. Among the questions asked by the Census were several that reflect new issues in agriculture. This issue of Kentucky: By the Numbers provides data for several of these. The Census of Agriculture is conducted every five years and is an important source of agriculture data for every state and county.

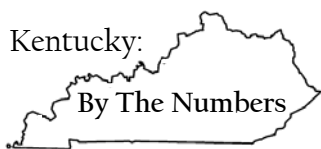
*"Kentucky: By the Numbers" is a series of county profiles produced on an occasional basis which are developed to support local decision making. The entire series is available online at <http://www.ca.uky.edu/snarl>.*

	<u>County</u>	<u>State</u>
<b>Farms</b>		
Total Number of Farms (2007)	910	85,260
<b>Internet</b>		
Number of Farms with Internet Access (2007)	458	43,127
<b><i>Percent of all Farms with Internet Access (2007)</i></b>	<b><i>50.3%</i></b>	<b><i>50.6%</i></b>
Number of Farms with High Speed Internet Access (2007)	208	24,824
<b>Alternative Markets</b>		
Number of Farms that Marketed Products through Community Supported Agriculture (CSA) (2007)	4	544
Number of Farms that Produced and Sold Value-Added Commodities (2007)	39	3,368
<b>Organic Agriculture</b>		
Number of Farms Using Organic Production (2007)	0	193
Total Acres Used for Organic Production (2007)	0	9,280
Acres Being Converted to Organic Production (2007)	(data not disclosed)	7,044

These data are from the 2007 Census of Agriculture  
More data are available from the National Agricultural Statistics Service at:  
<http://www.agcensus.usda.gov/>

**Kentucky: By the Numbers** is a program of the Department of Community and Leadership Development and the Kentucky Cooperative Extension Service, Community and Economic Development Programs at the University of Kentucky. For more information contact your local Cooperative Extension office or Dr. Julie N. Zimmerman, Department of Community and Leadership Development, 500 Garrigus Building, University of Kentucky, Lexington, KY 40546-0215, (859) 257-7583, email: [jzimm@email.uky.edu](mailto:jzimm@email.uky.edu).

Educational programs of the Kentucky Cooperative Extension Service serve all people regardless of race, color, age, sex, religion, disability, or national origin.  
UNIVERSITY OF KENTUCKY, KENTUCKY STATE UNIVERSITY, U.S. DEPARTMENT OF AGRICULTURE, AND KENTUCKY COUNTIES, COOPERATING  
An Equal Opportunity University



Department of Community and  
Leadership Development  
University of Kentucky

## KENTUCKY: BY THE NUMBERS

### ~ New Issues in Agriculture ~

#### Perry County

Julie N. Zimmerman and Cecil J. Shelton  
Department of Community and Leadership Development  
July, 2009

COOPERATIVE  
EXTENSION  
SERVICE



UNIVERSITY OF KENTUCKY  
College of Agriculture

Data from the 2007 Census of Agriculture were just released this year. Among the questions asked by the Census were several that reflect new issues in agriculture. This issue of Kentucky: By the Numbers provides data for several of these. The Census of Agriculture is conducted every five years and is an important source of agriculture data for every state and county.

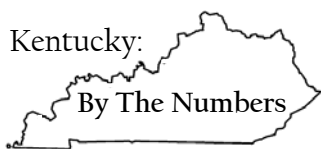
*"Kentucky: By the Numbers" is a series of county profiles produced on an occasional basis which are developed to support local decision making. The entire series is available online at <http://www.ca.uky.edu/snarl>.*

	<u>County</u>	<u>State</u>
<b>Farms</b>		
Total Number of Farms (2007)	57	85,260
<b>Internet</b>		
Number of Farms with Internet Access (2007)	31	43,127
<b><i>Percent of all Farms with Internet Access (2007)</i></b>	<b><i>54.4%</i></b>	<b><i>50.6%</i></b>
Number of Farms with High Speed Internet Access (2007)	23	24,824
<b>Alternative Markets</b>		
Number of Farms that Marketed Products through Community Supported Agriculture (CSA) (2007)	0	544
Number of Farms that Produced and Sold Value-Added Commodities (2007)	2	3,368
<b>Organic Agriculture</b>		
Number of Farms Using Organic Production (2007)	0	193
Total Acres Used for Organic Production (2007)	0	9,280
Acres Being Converted to Organic Production (2007)	0	7,044

These data are from the 2007 Census of Agriculture  
More data are available from the National Agricultural Statistics Service at:  
<http://www.agcensus.usda.gov/>

**Kentucky: By the Numbers** is a program of the Department of Community and Leadership Development and the Kentucky Cooperative Extension Service, Community and Economic Development Programs at the University of Kentucky. For more information contact your local Cooperative Extension office or Dr. Julie N. Zimmerman, Department of Community and Leadership Development, 500 Garrigus Building, University of Kentucky, Lexington, KY 40546-0215, (859) 257-7583, email: [jzimm@email.uky.edu](mailto:jzimm@email.uky.edu).

Educational programs of the Kentucky Cooperative Extension Service serve all people regardless of race, color, age, sex, religion, disability, or national origin.  
UNIVERSITY OF KENTUCKY, KENTUCKY STATE UNIVERSITY, U.S. DEPARTMENT OF AGRICULTURE, AND KENTUCKY COUNTIES, COOPERATING  
An Equal Opportunity University



Department of Community and  
Leadership Development  
University of Kentucky

## KENTUCKY: BY THE NUMBERS

### ~ New Issues in Agriculture ~

#### Pike County

Julie N. Zimmerman and Cecil J. Shelton  
Department of Community and Leadership Development  
July, 2009

COOPERATIVE  
EXTENSION  
SERVICE



UNIVERSITY OF KENTUCKY  
College of Agriculture

Data from the 2007 Census of Agriculture were just released this year. Among the questions asked by the Census were several that reflect new issues in agriculture. This issue of Kentucky: By the Numbers provides data for several of these. The Census of Agriculture is conducted every five years and is an important source of agriculture data for every state and county.

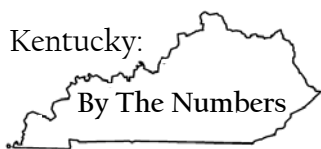
*"Kentucky: By the Numbers" is a series of county profiles produced on an occasional basis which are developed to support local decision making. The entire series is available online at <http://www.ca.uky.edu/snarl>.*

	<u>County</u>	<u>State</u>
<b>Farms</b>		
Total Number of Farms (2007)	70	85,260
<b>Internet</b>		
Number of Farms with Internet Access (2007)	33	43,127
<b>Percent of all Farms with Internet Access (2007)</b>	<b>47.1%</b>	<b>50.6%</b>
Number of Farms with High Speed Internet Access (2007)	13	24,824
<b>Alternative Markets</b>		
Number of Farms that Marketed Products through Community Supported Agriculture (CSA) (2007)	0	544
Number of Farms that Produced and Sold Value-Added Commodities (2007)	4	3,368
<b>Organic Agriculture</b>		
Number of Farms Using Organic Production (2007)	0	193
Total Acres Used for Organic Production (2007)	0	9,280
Acres Being Converted to Organic Production (2007)	0	7,044

These data are from the 2007 Census of Agriculture  
More data are available from the National Agricultural Statistics Service at:  
<http://www.agcensus.usda.gov/>

**Kentucky: By the Numbers** is a program of the Department of Community and Leadership Development and the Kentucky Cooperative Extension Service, Community and Economic Development Programs at the University of Kentucky. For more information contact your local Cooperative Extension office or Dr. Julie N. Zimmerman, Department of Community and Leadership Development, 500 Garrigus Building, University of Kentucky, Lexington, KY 40546-0215, (859) 257-7583, email: [jzimm@email.uky.edu](mailto:jzimm@email.uky.edu).

Educational programs of the Kentucky Cooperative Extension Service serve all people regardless of race, color, age, sex, religion, disability, or national origin.  
UNIVERSITY OF KENTUCKY, KENTUCKY STATE UNIVERSITY, U.S. DEPARTMENT OF AGRICULTURE, AND KENTUCKY COUNTIES, COOPERATING  
An Equal Opportunity University



Department of Community and  
Leadership Development  
University of Kentucky

# KENTUCKY: BY THE NUMBERS

## ~ New Issues in Agriculture ~

### Powell County

Julie N. Zimmerman and Cecil J. Shelton  
Department of Community and Leadership Development  
July, 2009

COOPERATIVE  
EXTENSION  
SERVICE



UNIVERSITY OF KENTUCKY  
College of Agriculture

Data from the 2007 Census of Agriculture were just released this year. Among the questions asked by the Census were several that reflect new issues in agriculture. This issue of Kentucky: By the Numbers provides data for several of these. The Census of Agriculture is conducted every five years and is an important source of agriculture data for every state and county.

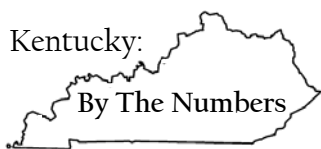
*"Kentucky: By the Numbers" is a series of county profiles produced on an occasional basis which are developed to support local decision making. The entire series is available online at <http://www.ca.uky.edu/snarl>.*

	<u>County</u>	<u>State</u>
<b>Farms</b>		
Total Number of Farms (2007)	236	85,260
<b>Internet</b>		
Number of Farms with Internet Access (2007)	110	43,127
<b><i>Percent of all Farms with Internet Access (2007)</i></b>	<b>46.6%</b>	<b>50.6%</b>
Number of Farms with High Speed Internet Access (2007)	38	24,824
<b>Alternative Markets</b>		
Number of Farms that Marketed Products through Community Supported Agriculture (CSA) (2007)	1	544
Number of Farms that Produced and Sold Value-Added Commodities (2007)	17	3,368
<b>Organic Agriculture</b>		
Number of Farms Using Organic Production (2007)	2	193
Total Acres Used for Organic Production (2007)	(data not disclosed)	9,280
Acres Being Converted to Organic Production (2007)	0	7,044

These data are from the 2007 Census of Agriculture  
More data are available from the National Agricultural Statistics Service at:  
<http://www.agcensus.usda.gov/>

**Kentucky: By the Numbers** is a program of the Department of Community and Leadership Development and the Kentucky Cooperative Extension Service, Community and Economic Development Programs at the University of Kentucky. For more information contact your local Cooperative Extension office or Dr. Julie N. Zimmerman, Department of Community and Leadership Development, 500 Garrigus Building, University of Kentucky, Lexington, KY 40546-0215, (859) 257-7583, email: [jzimm@email.uky.edu](mailto:jzimm@email.uky.edu).

Educational programs of the Kentucky Cooperative Extension Service serve all people regardless of race, color, age, sex, religion, disability, or national origin.  
UNIVERSITY OF KENTUCKY, KENTUCKY STATE UNIVERSITY, U.S. DEPARTMENT OF AGRICULTURE, AND KENTUCKY COUNTIES, COOPERATING  
An Equal Opportunity University



Department of Community and  
Leadership Development  
University of Kentucky

## KENTUCKY: BY THE NUMBERS

### ~ New Issues in Agriculture ~

#### Pulaski County

Julie N. Zimmerman and Cecil J. Shelton  
Department of Community and Leadership Development  
July, 2009

COOPERATIVE  
EXTENSION  
SERVICE



UNIVERSITY OF KENTUCKY  
College of Agriculture

Data from the 2007 Census of Agriculture were just released this year. Among the questions asked by the Census were several that reflect new issues in agriculture. This issue of Kentucky: By the Numbers provides data for several of these. The Census of Agriculture is conducted every five years and is an important source of agriculture data for every state and county.

*"Kentucky: By the Numbers" is a series of county profiles produced on an occasional basis which are developed to support local decision making. The entire series is available online at <http://www.ca.uky.edu/snarl>.*

	<u>County</u>	<u>State</u>
<b>Farms</b>		
Total Number of Farms (2007)	1,808	85,260
<b>Internet</b>		
Number of Farms with Internet Access (2007)	811	43,127
<b><i>Percent of all Farms with Internet Access (2007)</i></b>	<b><i>44.9%</i></b>	<b><i>50.6%</i></b>
Number of Farms with High Speed Internet Access (2007)	476	24,824
<b>Alternative Markets</b>		
Number of Farms that Marketed Products through Community Supported Agriculture (CSA) (2007)	5	544
Number of Farms that Produced and Sold Value-Added Commodities (2007)	53	3,368
<b>Organic Agriculture</b>		
Number of Farms Using Organic Production (2007)	2	193
Total Acres Used for Organic Production (2007)	(data not disclosed)	9,280
Acres Being Converted to Organic Production (2007)	(data not disclosed)	7,044

These data are from the 2007 Census of Agriculture  
More data are available from the National Agricultural Statistics Service at:  
<http://www.agcensus.usda.gov/>

**Kentucky: By the Numbers** is a program of the Department of Community and Leadership Development and the Kentucky Cooperative Extension Service, Community and Economic Development Programs at the University of Kentucky. For more information contact your local Cooperative Extension office or Dr. Julie N. Zimmerman, Department of Community and Leadership Development, 500 Garrigus Building, University of Kentucky, Lexington, KY 40546-0215, (859) 257-7583, email: [jzimm@email.uky.edu](mailto:jzimm@email.uky.edu).

Educational programs of the Kentucky Cooperative Extension Service serve all people regardless of race, color, age, sex, religion, disability, or national origin.  
UNIVERSITY OF KENTUCKY, KENTUCKY STATE UNIVERSITY, U.S. DEPARTMENT OF AGRICULTURE, AND KENTUCKY COUNTIES, COOPERATING  
An Equal Opportunity University