



Department of Community and
Leadership Development
University of Kentucky

KENTUCKY: BY THE NUMBERS

~ New Issues in Agriculture ~

Knox County

Julie N. Zimmerman and Cecil J. Shelton
Department of Community and Leadership Development
July, 2009

COOPERATIVE
EXTENSION
SERVICE



UNIVERSITY OF KENTUCKY
College of Agriculture

Data from the 2007 Census of Agriculture were just released this year. Among the questions asked by the Census were several that reflect new issues in agriculture. This issue of Kentucky: By the Numbers provides data for several of these. The Census of Agriculture is conducted every five years and is an important source of agriculture data for every state and county.

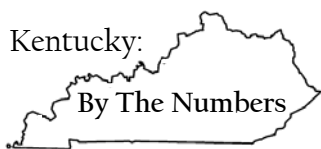
"Kentucky: By the Numbers" is a series of county profiles produced on an occasional basis which are developed to support local decision making. The entire series is available online at <http://www.ca.uky.edu/snarl>.

	<u>County</u>	<u>State</u>
Farms		
Total Number of Farms (2007)	376	85,260
Internet		
Number of Farms with Internet Access (2007)	174	43,127
Percent of all Farms with Internet Access (2007)	46.3%	50.6%
Number of Farms with High Speed Internet Access (2007)	118	24,824
Alternative Markets		
Number of Farms that Marketed Products through Community Supported Agriculture (CSA) (2007)	2	544
Number of Farms that Produced and Sold Value-Added Commodities (2007)	9	3,368
Organic Agriculture		
Number of Farms Using Organic Production (2007)	1	193
Total Acres Used for Organic Production (2007)	(data not disclosed)	9,280
Acres Being Converted to Organic Production (2007)	(data not disclosed)	7,044

These data are from the 2007 Census of Agriculture
More data are available from the National Agricultural Statistics Service at:
<http://www.agcensus.usda.gov/>

Kentucky: By the Numbers is a program of the Department of Community and Leadership Development and the Kentucky Cooperative Extension Service, Community and Economic Development Programs at the University of Kentucky. For more information contact your local Cooperative Extension office or Dr. Julie N. Zimmerman, Department of Community and Leadership Development, 500 Garrigus Building, University of Kentucky, Lexington, KY 40546-0215, (859) 257-7583, email: jzimm@email.uky.edu.

Educational programs of the Kentucky Cooperative Extension Service serve all people regardless of race, color, age, sex, religion, disability, or national origin.
UNIVERSITY OF KENTUCKY, KENTUCKY STATE UNIVERSITY, U.S. DEPARTMENT OF AGRICULTURE, AND KENTUCKY COUNTIES, COOPERATING
An Equal Opportunity University



Department of Community and
Leadership Development
University of Kentucky

KENTUCKY: BY THE NUMBERS

~ New Issues in Agriculture ~

Larue County

Julie N. Zimmerman and Cecil J. Shelton
Department of Community and Leadership Development
July, 2009

COOPERATIVE
EXTENSION
SERVICE



UNIVERSITY OF KENTUCKY
College of Agriculture

Data from the 2007 Census of Agriculture were just released this year. Among the questions asked by the Census were several that reflect new issues in agriculture. This issue of Kentucky: By the Numbers provides data for several of these. The Census of Agriculture is conducted every five years and is an important source of agriculture data for every state and county.

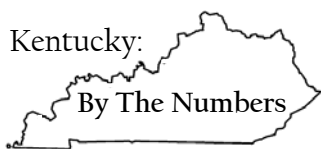
"Kentucky: By the Numbers" is a series of county profiles produced on an occasional basis which are developed to support local decision making. The entire series is available online at <http://www.ca.uky.edu/snarl>.

	<u>County</u>	<u>State</u>
Farms		
Total Number of Farms (2007)	811	85,260
Internet		
Number of Farms with Internet Access (2007)	413	43,127
Percent of all Farms with Internet Access (2007)	50.9%	50.6%
Number of Farms with High Speed Internet Access (2007)	309	24,824
Alternative Markets		
Number of Farms that Marketed Products through Community Supported Agriculture (CSA) (2007)	1	544
Number of Farms that Produced and Sold Value-Added Commodities (2007)	30	3,368
Organic Agriculture		
Number of Farms Using Organic Production (2007)	0	193
Total Acres Used for Organic Production (2007)	0	9,280
Acres Being Converted to Organic Production (2007)	(data not disclosed)	7,044

These data are from the 2007 Census of Agriculture
More data are available from the National Agricultural Statistics Service at:
<http://www.agcensus.usda.gov/>

Kentucky: By the Numbers is a program of the Department of Community and Leadership Development and the Kentucky Cooperative Extension Service, Community and Economic Development Programs at the University of Kentucky. For more information contact your local Cooperative Extension office or Dr. Julie N. Zimmerman, Department of Community and Leadership Development, 500 Garrigus Building, University of Kentucky, Lexington, KY 40546-0215, (859) 257-7583, email: jzimm@email.uky.edu.

Educational programs of the Kentucky Cooperative Extension Service serve all people regardless of race, color, age, sex, religion, disability, or national origin.
UNIVERSITY OF KENTUCKY, KENTUCKY STATE UNIVERSITY, U.S. DEPARTMENT OF AGRICULTURE, AND KENTUCKY COUNTIES, COOPERATING
An Equal Opportunity University



Department of Community and
Leadership Development
University of Kentucky

KENTUCKY: BY THE NUMBERS

~ New Issues in Agriculture ~

Laurel County

Julie N. Zimmerman and Cecil J. Shelton
Department of Community and Leadership Development
July, 2009

COOPERATIVE
EXTENSION
SERVICE



UNIVERSITY OF KENTUCKY
College of Agriculture

Data from the 2007 Census of Agriculture were just released this year. Among the questions asked by the Census were several that reflect new issues in agriculture. This issue of Kentucky: By the Numbers provides data for several of these. The Census of Agriculture is conducted every five years and is an important source of agriculture data for every state and county.

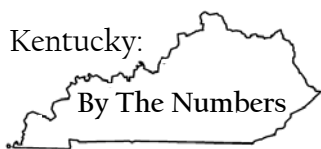
"Kentucky: By the Numbers" is a series of county profiles produced on an occasional basis which are developed to support local decision making. The entire series is available online at <http://www.ca.uky.edu/snarl>.

	<u>County</u>	<u>State</u>
Farms		
Total Number of Farms (2007)	1,012	85,260
Internet		
Number of Farms with Internet Access (2007)	459	43,127
<i>Percent of all Farms with Internet Access (2007)</i>	<i>45.4%</i>	<i>50.6%</i>
Number of Farms with High Speed Internet Access (2007)	357	24,824
Alternative Markets		
Number of Farms that Marketed Products through Community Supported Agriculture (CSA) (2007)	4	544
Number of Farms that Produced and Sold Value-Added Commodities (2007)	28	3,368
Organic Agriculture		
Number of Farms Using Organic Production (2007)	1	193
Total Acres Used for Organic Production (2007)	(data not disclosed)	9,280
Acres Being Converted to Organic Production (2007)	(data not disclosed)	7,044

These data are from the 2007 Census of Agriculture
More data are available from the National Agricultural Statistics Service at:
<http://www.agcensus.usda.gov/>

Kentucky: By the Numbers is a program of the Department of Community and Leadership Development and the Kentucky Cooperative Extension Service, Community and Economic Development Programs at the University of Kentucky. For more information contact your local Cooperative Extension office or Dr. Julie N. Zimmerman, Department of Community and Leadership Development, 500 Garrigus Building, University of Kentucky, Lexington, KY 40546-0215, (859) 257-7583, email: jzimm@email.uky.edu.

Educational programs of the Kentucky Cooperative Extension Service serve all people regardless of race, color, age, sex, religion, disability, or national origin.
UNIVERSITY OF KENTUCKY, KENTUCKY STATE UNIVERSITY, U.S. DEPARTMENT OF AGRICULTURE, AND KENTUCKY COUNTIES, COOPERATING
An Equal Opportunity University



Department of Community and
Leadership Development
University of Kentucky

KENTUCKY: BY THE NUMBERS

~ New Issues in Agriculture ~

Lawrence County

Julie N. Zimmerman and Cecil J. Shelton
Department of Community and Leadership Development
July, 2009

COOPERATIVE
EXTENSION
SERVICE



UNIVERSITY OF KENTUCKY
College of Agriculture

Data from the 2007 Census of Agriculture were just released this year. Among the questions asked by the Census were several that reflect new issues in agriculture. This issue of Kentucky: By the Numbers provides data for several of these. The Census of Agriculture is conducted every five years and is an important source of agriculture data for every state and county.

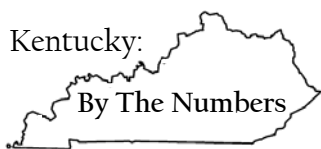
"Kentucky: By the Numbers" is a series of county profiles produced on an occasional basis which are developed to support local decision making. The entire series is available online at <http://www.ca.uky.edu/snarl>.

	<u>County</u>	<u>State</u>
Farms		
Total Number of Farms (2007)	337	85,260
Internet		
Number of Farms with Internet Access (2007)	176	43,127
<i>Percent of all Farms with Internet Access (2007)</i>	<i>52.2%</i>	<i>50.6%</i>
Number of Farms with High Speed Internet Access (2007)	110	24,824
Alternative Markets		
Number of Farms that Marketed Products through Community Supported Agriculture (CSA) (2007)	4	544
Number of Farms that Produced and Sold Value-Added Commodities (2007)	12	3,368
Organic Agriculture		
Number of Farms Using Organic Production (2007)	0	193
Total Acres Used for Organic Production (2007)	0	9,280
Acres Being Converted to Organic Production (2007)	0	7,044

These data are from the 2007 Census of Agriculture
More data are available from the National Agricultural Statistics Service at:
<http://www.agcensus.usda.gov/>

Kentucky: By the Numbers is a program of the Department of Community and Leadership Development and the Kentucky Cooperative Extension Service, Community and Economic Development Programs at the University of Kentucky. For more information contact your local Cooperative Extension office or Dr. Julie N. Zimmerman, Department of Community and Leadership Development, 500 Garrigus Building, University of Kentucky, Lexington, KY 40546-0215, (859) 257-7583, email: jzimm@email.uky.edu.

Educational programs of the Kentucky Cooperative Extension Service serve all people regardless of race, color, age, sex, religion, disability, or national origin.
UNIVERSITY OF KENTUCKY, KENTUCKY STATE UNIVERSITY, U.S. DEPARTMENT OF AGRICULTURE, AND KENTUCKY COUNTIES, COOPERATING
An Equal Opportunity University



Department of Community and
Leadership Development
University of Kentucky

KENTUCKY: BY THE NUMBERS

~ New Issues in Agriculture ~

Lee County

Julie N. Zimmerman and Cecil J. Shelton
Department of Community and Leadership Development
July, 2009

COOPERATIVE
EXTENSION
SERVICE



UNIVERSITY OF KENTUCKY
College of Agriculture

Data from the 2007 Census of Agriculture were just released this year. Among the questions asked by the Census were several that reflect new issues in agriculture. This issue of Kentucky: By the Numbers provides data for several of these. The Census of Agriculture is conducted every five years and is an important source of agriculture data for every state and county.

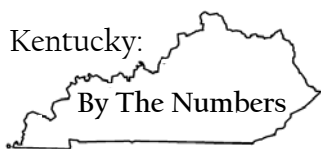
"Kentucky: By the Numbers" is a series of county profiles produced on an occasional basis which are developed to support local decision making. The entire series is available online at <http://www.ca.uky.edu/snarl>.

	<u>County</u>	<u>State</u>
Farms		
Total Number of Farms (2007)	186	85,260
Internet		
Number of Farms with Internet Access (2007)	94	43,127
Percent of all Farms with Internet Access (2007)	50.5%	50.6%
Number of Farms with High Speed Internet Access (2007)	37	24,824
Alternative Markets		
Number of Farms that Marketed Products through Community Supported Agriculture (CSA) (2007)	2	544
Number of Farms that Produced and Sold Value-Added Commodities (2007)	5	3,368
Organic Agriculture		
Number of Farms Using Organic Production (2007)	0	193
Total Acres Used for Organic Production (2007)	0	9,280
Acres Being Converted to Organic Production (2007)	(data not disclosed)	7,044

These data are from the 2007 Census of Agriculture
More data are available from the National Agricultural Statistics Service at:
<http://www.agcensus.usda.gov/>

Kentucky: By the Numbers is a program of the Department of Community and Leadership Development and the Kentucky Cooperative Extension Service, Community and Economic Development Programs at the University of Kentucky. For more information contact your local Cooperative Extension office or Dr. Julie N. Zimmerman, Department of Community and Leadership Development, 500 Garrigus Building, University of Kentucky, Lexington, KY 40546-0215, (859) 257-7583, email: jzimm@email.uky.edu.

Educational programs of the Kentucky Cooperative Extension Service serve all people regardless of race, color, age, sex, religion, disability, or national origin.
UNIVERSITY OF KENTUCKY, KENTUCKY STATE UNIVERSITY, U.S. DEPARTMENT OF AGRICULTURE, AND KENTUCKY COUNTIES, COOPERATING
An Equal Opportunity University



Department of Community and
Leadership Development
University of Kentucky

KENTUCKY: BY THE NUMBERS

~ New Issues in Agriculture ~

Leslie County

Julie N. Zimmerman and Cecil J. Shelton
Department of Community and Leadership Development
July, 2009

COOPERATIVE
EXTENSION
SERVICE



UNIVERSITY OF KENTUCKY
College of Agriculture

Data from the 2007 Census of Agriculture were just released this year. Among the questions asked by the Census were several that reflect new issues in agriculture. This issue of Kentucky: By the Numbers provides data for several of these. The Census of Agriculture is conducted every five years and is an important source of agriculture data for every state and county.

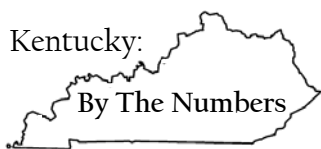
"Kentucky: By the Numbers" is a series of county profiles produced on an occasional basis which are developed to support local decision making. The entire series is available online at <http://www.ca.uky.edu/snarl>.

	<u>County</u>	<u>State</u>
Farms		
Total Number of Farms (2007)	23	85,260
Internet		
Number of Farms with Internet Access (2007)	10	43,127
<i>Percent of all Farms with Internet Access (2007)</i>	<i>43.5%</i>	<i>50.6%</i>
Number of Farms with High Speed Internet Access (2007)	3	24,824
Alternative Markets		
Number of Farms that Marketed Products through Community Supported Agriculture (CSA) (2007)	0	544
Number of Farms that Produced and Sold Value-Added Commodities (2007)	-	3,368
Organic Agriculture		
Number of Farms Using Organic Production (2007)	0	193
Total Acres Used for Organic Production (2007)	0	9,280
Acres Being Converted to Organic Production (2007)	0	7,044

These data are from the 2007 Census of Agriculture
More data are available from the National Agricultural Statistics Service at:
<http://www.agcensus.usda.gov/>

Kentucky: By the Numbers is a program of the Department of Community and Leadership Development and the Kentucky Cooperative Extension Service, Community and Economic Development Programs at the University of Kentucky. For more information contact your local Cooperative Extension office or Dr. Julie N. Zimmerman, Department of Community and Leadership Development, 500 Garrigus Building, University of Kentucky, Lexington, KY 40546-0215, (859) 257-7583, email: jzimm@email.uky.edu.

Educational programs of the Kentucky Cooperative Extension Service serve all people regardless of race, color, age, sex, religion, disability, or national origin.
UNIVERSITY OF KENTUCKY, KENTUCKY STATE UNIVERSITY, U.S. DEPARTMENT OF AGRICULTURE, AND KENTUCKY COUNTIES, COOPERATING
An Equal Opportunity University



Department of Community and
Leadership Development
University of Kentucky

KENTUCKY: BY THE NUMBERS

~ New Issues in Agriculture ~

Letcher County

Julie N. Zimmerman and Cecil J. Shelton
Department of Community and Leadership Development
July, 2009

COOPERATIVE
EXTENSION
SERVICE



UNIVERSITY OF KENTUCKY
College of Agriculture

Data from the 2007 Census of Agriculture were just released this year. Among the questions asked by the Census were several that reflect new issues in agriculture. This issue of Kentucky: By the Numbers provides data for several of these. The Census of Agriculture is conducted every five years and is an important source of agriculture data for every state and county.

"Kentucky: By the Numbers" is a series of county profiles produced on an occasional basis which are developed to support local decision making. The entire series is available online at <http://www.ca.uky.edu/snarl>.

	<u>County</u>	<u>State</u>
Farms		
Total Number of Farms (2007)	66	85,260
Internet		
Number of Farms with Internet Access (2007)	44	43,127
<i>Percent of all Farms with Internet Access (2007)</i>	66.7%	50.6%
Number of Farms with High Speed Internet Access (2007)	32	24,824
Alternative Markets		
Number of Farms that Marketed Products through Community Supported Agriculture (CSA) (2007)	2	544
Number of Farms that Produced and Sold Value-Added Commodities (2007)	3	3,368
Organic Agriculture		
Number of Farms Using Organic Production (2007)	0	193
Total Acres Used for Organic Production (2007)	0	9,280
Acres Being Converted to Organic Production (2007)	0	7,044

These data are from the 2007 Census of Agriculture
More data are available from the National Agricultural Statistics Service at:
<http://www.agcensus.usda.gov/>

Kentucky: By the Numbers is a program of the Department of Community and Leadership Development and the Kentucky Cooperative Extension Service, Community and Economic Development Programs at the University of Kentucky. For more information contact your local Cooperative Extension office or Dr. Julie N. Zimmerman, Department of Community and Leadership Development, 500 Garrigus Building, University of Kentucky, Lexington, KY 40546-0215, (859) 257-7583, email: jzimm@email.uky.edu.

Educational programs of the Kentucky Cooperative Extension Service serve all people regardless of race, color, age, sex, religion, disability, or national origin.
UNIVERSITY OF KENTUCKY, KENTUCKY STATE UNIVERSITY, U.S. DEPARTMENT OF AGRICULTURE, AND KENTUCKY COUNTIES, COOPERATING
An Equal Opportunity University



Department of Community and
Leadership Development
University of Kentucky

KENTUCKY: BY THE NUMBERS

~ New Issues in Agriculture ~

Lewis County

Julie N. Zimmerman and Cecil J. Shelton
Department of Community and Leadership Development
July, 2009

COOPERATIVE
EXTENSION
SERVICE



UNIVERSITY OF KENTUCKY
College of Agriculture

Data from the 2007 Census of Agriculture were just released this year. Among the questions asked by the Census were several that reflect new issues in agriculture. This issue of Kentucky: By the Numbers provides data for several of these. The Census of Agriculture is conducted every five years and is an important source of agriculture data for every state and county.

"Kentucky: By the Numbers" is a series of county profiles produced on an occasional basis which are developed to support local decision making. The entire series is available online at <http://www.ca.uky.edu/snarl>.

	<u>County</u>	<u>State</u>
Farms		
Total Number of Farms (2007)	673	85,260
Internet		
Number of Farms with Internet Access (2007)	292	43,127
Percent of all Farms with Internet Access (2007)	43.4%	50.6%
Number of Farms with High Speed Internet Access (2007)	170	24,824
Alternative Markets		
Number of Farms that Marketed Products through Community Supported Agriculture (CSA) (2007)	4	544
Number of Farms that Produced and Sold Value-Added Commodities (2007)	29	3,368
Organic Agriculture		
Number of Farms Using Organic Production (2007)	0	193
Total Acres Used for Organic Production (2007)	0	9,280
Acres Being Converted to Organic Production (2007)	(data not disclosed)	7,044

These data are from the 2007 Census of Agriculture
More data are available from the National Agricultural Statistics Service at:
<http://www.agcensus.usda.gov/>

Kentucky: By the Numbers is a program of the Department of Community and Leadership Development and the Kentucky Cooperative Extension Service, Community and Economic Development Programs at the University of Kentucky. For more information contact your local Cooperative Extension office or Dr. Julie N. Zimmerman, Department of Community and Leadership Development, 500 Garrigus Building, University of Kentucky, Lexington, KY 40546-0215, (859) 257-7583, email: jzimm@email.uky.edu.

Educational programs of the Kentucky Cooperative Extension Service serve all people regardless of race, color, age, sex, religion, disability, or national origin.
UNIVERSITY OF KENTUCKY, KENTUCKY STATE UNIVERSITY, U.S. DEPARTMENT OF AGRICULTURE, AND KENTUCKY COUNTIES, COOPERATING
An Equal Opportunity University



Department of Community and
Leadership Development
University of Kentucky

KENTUCKY: BY THE NUMBERS

~ New Issues in Agriculture ~

Lincoln County

Julie N. Zimmerman and Cecil J. Shelton
Department of Community and Leadership Development
July, 2009

COOPERATIVE
EXTENSION
SERVICE



UNIVERSITY OF KENTUCKY
College of Agriculture

Data from the 2007 Census of Agriculture were just released this year. Among the questions asked by the Census were several that reflect new issues in agriculture. This issue of Kentucky: By the Numbers provides data for several of these. The Census of Agriculture is conducted every five years and is an important source of agriculture data for every state and county.

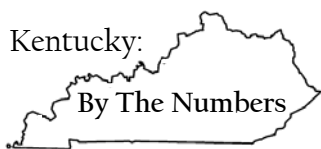
"Kentucky: By the Numbers" is a series of county profiles produced on an occasional basis which are developed to support local decision making. The entire series is available online at <http://www.ca.uky.edu/snarl>.

	<u>County</u>	<u>State</u>
Farms		
Total Number of Farms (2007)	1,278	85,260
Internet		
Number of Farms with Internet Access (2007)	555	43,127
<i>Percent of all Farms with Internet Access (2007)</i>	<i>43.4%</i>	<i>50.6%</i>
Number of Farms with High Speed Internet Access (2007)	282	24,824
Alternative Markets		
Number of Farms that Marketed Products through Community Supported Agriculture (CSA) (2007)	17	544
Number of Farms that Produced and Sold Value-Added Commodities (2007)	47	3,368
Organic Agriculture		
Number of Farms Using Organic Production (2007)	0	193
Total Acres Used for Organic Production (2007)	0	9,280
Acres Being Converted to Organic Production (2007)	(data not disclosed)	7,044

These data are from the 2007 Census of Agriculture
More data are available from the National Agricultural Statistics Service at:
<http://www.agcensus.usda.gov/>

Kentucky: By the Numbers is a program of the Department of Community and Leadership Development and the Kentucky Cooperative Extension Service, Community and Economic Development Programs at the University of Kentucky. For more information contact your local Cooperative Extension office or Dr. Julie N. Zimmerman, Department of Community and Leadership Development, 500 Garrigus Building, University of Kentucky, Lexington, KY 40546-0215, (859) 257-7583, email: jzimm@email.uky.edu.

Educational programs of the Kentucky Cooperative Extension Service serve all people regardless of race, color, age, sex, religion, disability, or national origin.
UNIVERSITY OF KENTUCKY, KENTUCKY STATE UNIVERSITY, U.S. DEPARTMENT OF AGRICULTURE, AND KENTUCKY COUNTIES, COOPERATING
An Equal Opportunity University



Department of Community and
Leadership Development
University of Kentucky

KENTUCKY: BY THE NUMBERS

~ New Issues in Agriculture ~

Livingston County

Julie N. Zimmerman and Cecil J. Shelton
Department of Community and Leadership Development
July, 2009

COOPERATIVE
EXTENSION
SERVICE



UNIVERSITY OF KENTUCKY
College of Agriculture

Data from the 2007 Census of Agriculture were just released this year. Among the questions asked by the Census were several that reflect new issues in agriculture. This issue of Kentucky: By the Numbers provides data for several of these. The Census of Agriculture is conducted every five years and is an important source of agriculture data for every state and county.

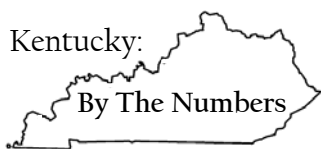
"Kentucky: By the Numbers" is a series of county profiles produced on an occasional basis which are developed to support local decision making. The entire series is available online at <http://www.ca.uky.edu/snarl>.

	<u>County</u>	<u>State</u>
Farms		
Total Number of Farms (2007)	492	85,260
Internet		
Number of Farms with Internet Access (2007)	221	43,127
Percent of all Farms with Internet Access (2007)	44.9%	50.6%
Number of Farms with High Speed Internet Access (2007)	110	24,824
Alternative Markets		
Number of Farms that Marketed Products through Community Supported Agriculture (CSA) (2007)	2	544
Number of Farms that Produced and Sold Value-Added Commodities (2007)	24	3,368
Organic Agriculture		
Number of Farms Using Organic Production (2007)	0	193
Total Acres Used for Organic Production (2007)	0	9,280
Acres Being Converted to Organic Production (2007)	(data not disclosed)	7,044

These data are from the 2007 Census of Agriculture
More data are available from the National Agricultural Statistics Service at:
<http://www.agcensus.usda.gov/>

Kentucky: By the Numbers is a program of the Department of Community and Leadership Development and the Kentucky Cooperative Extension Service, Community and Economic Development Programs at the University of Kentucky. For more information contact your local Cooperative Extension office or Dr. Julie N. Zimmerman, Department of Community and Leadership Development, 500 Garrigus Building, University of Kentucky, Lexington, KY 40546-0215, (859) 257-7583, email: jzimm@email.uky.edu.

Educational programs of the Kentucky Cooperative Extension Service serve all people regardless of race, color, age, sex, religion, disability, or national origin.
UNIVERSITY OF KENTUCKY, KENTUCKY STATE UNIVERSITY, U.S. DEPARTMENT OF AGRICULTURE, AND KENTUCKY COUNTIES, COOPERATING
An Equal Opportunity University



Department of Community and
Leadership Development
University of Kentucky

KENTUCKY: BY THE NUMBERS

~ New Issues in Agriculture ~

Logan County

Julie N. Zimmerman and Cecil J. Shelton
Department of Community and Leadership Development
July, 2009

COOPERATIVE
EXTENSION
SERVICE



UNIVERSITY OF KENTUCKY
College of Agriculture

Data from the 2007 Census of Agriculture were just released this year. Among the questions asked by the Census were several that reflect new issues in agriculture. This issue of Kentucky: By the Numbers provides data for several of these. The Census of Agriculture is conducted every five years and is an important source of agriculture data for every state and county.

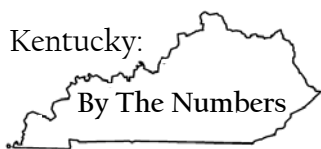
"Kentucky: By the Numbers" is a series of county profiles produced on an occasional basis which are developed to support local decision making. The entire series is available online at <http://www.ca.uky.edu/snarl>.

	<u>County</u>	<u>State</u>
Farms		
Total Number of Farms (2007)	1,172	85,260
Internet		
Number of Farms with Internet Access (2007)	578	43,127
<i>Percent of all Farms with Internet Access (2007)</i>	<i>49.3%</i>	<i>50.6%</i>
Number of Farms with High Speed Internet Access (2007)	351	24,824
Alternative Markets		
Number of Farms that Marketed Products through Community Supported Agriculture (CSA) (2007)	4	544
Number of Farms that Produced and Sold Value-Added Commodities (2007)	45	3,368
Organic Agriculture		
Number of Farms Using Organic Production (2007)	5	193
Total Acres Used for Organic Production (2007)	153	9,280
Acres Being Converted to Organic Production (2007)	69	7,044

These data are from the 2007 Census of Agriculture
More data are available from the National Agricultural Statistics Service at:
<http://www.agcensus.usda.gov/>

Kentucky: By the Numbers is a program of the Department of Community and Leadership Development and the Kentucky Cooperative Extension Service, Community and Economic Development Programs at the University of Kentucky. For more information contact your local Cooperative Extension office or Dr. Julie N. Zimmerman, Department of Community and Leadership Development, 500 Garrigus Building, University of Kentucky, Lexington, KY 40546-0215, (859) 257-7583, email: jzimm@email.uky.edu.

Educational programs of the Kentucky Cooperative Extension Service serve all people regardless of race, color, age, sex, religion, disability, or national origin.
UNIVERSITY OF KENTUCKY, KENTUCKY STATE UNIVERSITY, U.S. DEPARTMENT OF AGRICULTURE, AND KENTUCKY COUNTIES, COOPERATING
An Equal Opportunity University



Department of Community and
Leadership Development
University of Kentucky

KENTUCKY: BY THE NUMBERS

~ New Issues in Agriculture ~

Lyon County

Julie N. Zimmerman and Cecil J. Shelton
Department of Community and Leadership Development
July, 2009

COOPERATIVE
EXTENSION
SERVICE



UNIVERSITY OF KENTUCKY
College of Agriculture

Data from the 2007 Census of Agriculture were just released this year. Among the questions asked by the Census were several that reflect new issues in agriculture. This issue of Kentucky: By the Numbers provides data for several of these. The Census of Agriculture is conducted every five years and is an important source of agriculture data for every state and county.

"Kentucky: By the Numbers" is a series of county profiles produced on an occasional basis which are developed to support local decision making. The entire series is available online at <http://www.ca.uky.edu/snarl>.

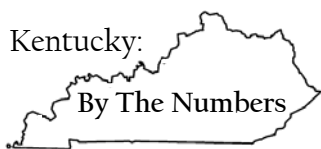
	<u>County</u>	<u>State</u>
Farms		
Total Number of Farms (2007)	270	85,260
Internet		
Number of Farms with Internet Access (2007)	123	43,127
<i>Percent of all Farms with Internet Access (2007)</i>	<i>45.6%</i>	<i>50.6%</i>
Number of Farms with High Speed Internet Access (2007)	59	24,824
Alternative Markets		
Number of Farms that Marketed Products through Community Supported Agriculture (CSA) (2007)	4	544
Number of Farms that Produced and Sold Value-Added Commodities (2007)	9	3,368
Organic Agriculture		
Number of Farms Using Organic Production (2007)	2	193
Total Acres Used for Organic Production (2007)	(data not disclosed)	9,280
Acres Being Converted to Organic Production (2007)	0	7,044

These data are from the 2007 Census of Agriculture
More data are available from the National Agricultural Statistics Service at:

<http://www.agcensus.usda.gov/>

Kentucky: By the Numbers is a program of the Department of Community and Leadership Development and the Kentucky Cooperative Extension Service, Community and Economic Development Programs at the University of Kentucky. For more information contact your local Cooperative Extension office or Dr. Julie N. Zimmerman, Department of Community and Leadership Development, 500 Garrigus Building, University of Kentucky, Lexington, KY 40546-0215, (859) 257-7583, email: jzimm@email.uky.edu.

Educational programs of the Kentucky Cooperative Extension Service serve all people regardless of race, color, age, sex, religion, disability, or national origin.
UNIVERSITY OF KENTUCKY, KENTUCKY STATE UNIVERSITY, U.S. DEPARTMENT OF AGRICULTURE, AND KENTUCKY COUNTIES, COOPERATING
An Equal Opportunity University



Department of Community and
Leadership Development
University of Kentucky

KENTUCKY: BY THE NUMBERS

~ New Issues in Agriculture ~

McCracken County

Julie N. Zimmerman and Cecil J. Shelton
Department of Community and Leadership Development
July, 2009

COOPERATIVE
EXTENSION
SERVICE



UNIVERSITY OF KENTUCKY
College of Agriculture

Data from the 2007 Census of Agriculture were just released this year. Among the questions asked by the Census were several that reflect new issues in agriculture. This issue of Kentucky: By the Numbers provides data for several of these. The Census of Agriculture is conducted every five years and is an important source of agriculture data for every state and county.

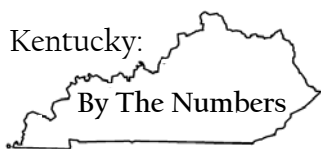
"Kentucky: By the Numbers" is a series of county profiles produced on an occasional basis which are developed to support local decision making. The entire series is available online at <http://www.ca.uky.edu/snarl>.

	<u>County</u>	<u>State</u>
Farms		
Total Number of Farms (2007)	483	85,260
Internet		
Number of Farms with Internet Access (2007)	302	43,127
Percent of all Farms with Internet Access (2007)	62.5%	50.6%
Number of Farms with High Speed Internet Access (2007)	194	24,824
Alternative Markets		
Number of Farms that Marketed Products through Community Supported Agriculture (CSA) (2007)	4	544
Number of Farms that Produced and Sold Value-Added Commodities (2007)	9	3,368
Organic Agriculture		
Number of Farms Using Organic Production (2007)	1	193
Total Acres Used for Organic Production (2007)	(data not disclosed)	9,280
Acres Being Converted to Organic Production (2007)	0	7,044

These data are from the 2007 Census of Agriculture
More data are available from the National Agricultural Statistics Service at:
<http://www.agcensus.usda.gov/>

Kentucky: By the Numbers is a program of the Department of Community and Leadership Development and the Kentucky Cooperative Extension Service, Community and Economic Development Programs at the University of Kentucky. For more information contact your local Cooperative Extension office or Dr. Julie N. Zimmerman, Department of Community and Leadership Development, 500 Garrigus Building, University of Kentucky, Lexington, KY 40546-0215, (859) 257-7583, email: jzimm@email.uky.edu.

Educational programs of the Kentucky Cooperative Extension Service serve all people regardless of race, color, age, sex, religion, disability, or national origin.
UNIVERSITY OF KENTUCKY, KENTUCKY STATE UNIVERSITY, U.S. DEPARTMENT OF AGRICULTURE, AND KENTUCKY COUNTIES, COOPERATING
An Equal Opportunity University



Department of Community and
Leadership Development
University of Kentucky

KENTUCKY: BY THE NUMBERS

~ New Issues in Agriculture ~

McCreary County

Julie N. Zimmerman and Cecil J. Shelton
Department of Community and Leadership Development
July, 2009

COOPERATIVE
EXTENSION
SERVICE



UNIVERSITY OF KENTUCKY
College of Agriculture

Data from the 2007 Census of Agriculture were just released this year. Among the questions asked by the Census were several that reflect new issues in agriculture. This issue of Kentucky: By the Numbers provides data for several of these. The Census of Agriculture is conducted every five years and is an important source of agriculture data for every state and county.

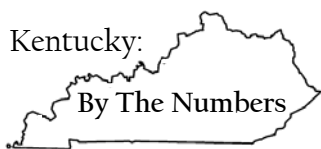
"Kentucky: By the Numbers" is a series of county profiles produced on an occasional basis which are developed to support local decision making. The entire series is available online at <http://www.ca.uky.edu/snarl>.

	<u>County</u>	<u>State</u>
Farms		
Total Number of Farms (2007)	139	85,260
Internet		
Number of Farms with Internet Access (2007)	68	43,127
Percent of all Farms with Internet Access (2007)	48.9%	50.6%
Number of Farms with High Speed Internet Access (2007)	44	24,824
Alternative Markets		
Number of Farms that Marketed Products through Community Supported Agriculture (CSA) (2007)	0	544
Number of Farms that Produced and Sold Value-Added Commodities (2007)	7	3,368
Organic Agriculture		
Number of Farms Using Organic Production (2007)	0	193
Total Acres Used for Organic Production (2007)	0	9,280
Acres Being Converted to Organic Production (2007)	0	7,044

These data are from the 2007 Census of Agriculture
More data are available from the National Agricultural Statistics Service at:
<http://www.agcensus.usda.gov/>

Kentucky: By the Numbers is a program of the Department of Community and Leadership Development and the Kentucky Cooperative Extension Service, Community and Economic Development Programs at the University of Kentucky. For more information contact your local Cooperative Extension office or Dr. Julie N. Zimmerman, Department of Community and Leadership Development, 500 Garrigus Building, University of Kentucky, Lexington, KY 40546-0215, (859) 257-7583, email: jzimm@email.uky.edu.

Educational programs of the Kentucky Cooperative Extension Service serve all people regardless of race, color, age, sex, religion, disability, or national origin.
UNIVERSITY OF KENTUCKY, KENTUCKY STATE UNIVERSITY, U.S. DEPARTMENT OF AGRICULTURE, AND KENTUCKY COUNTIES, COOPERATING
An Equal Opportunity University



Department of Community and
Leadership Development
University of Kentucky

KENTUCKY: BY THE NUMBERS

~ New Issues in Agriculture ~

McLean County

Julie N. Zimmerman and Cecil J. Shelton
Department of Community and Leadership Development
July, 2009

COOPERATIVE
EXTENSION
SERVICE



UNIVERSITY OF KENTUCKY
College of Agriculture

Data from the 2007 Census of Agriculture were just released this year. Among the questions asked by the Census were several that reflect new issues in agriculture. This issue of Kentucky: By the Numbers provides data for several of these. The Census of Agriculture is conducted every five years and is an important source of agriculture data for every state and county.

"Kentucky: By the Numbers" is a series of county profiles produced on an occasional basis which are developed to support local decision making. The entire series is available online at <http://www.ca.uky.edu/snarl>.

	<u>County</u>	<u>State</u>
Farms		
Total Number of Farms (2007)	419	85,260
Internet		
Number of Farms with Internet Access (2007)	223	43,127
Percent of all Farms with Internet Access (2007)	53.2%	50.6%
Number of Farms with High Speed Internet Access (2007)	98	24,824
Alternative Markets		
Number of Farms that Marketed Products through Community Supported Agriculture (CSA) (2007)	1	544
Number of Farms that Produced and Sold Value-Added Commodities (2007)	10	3,368
Organic Agriculture		
Number of Farms Using Organic Production (2007)	0	193
Total Acres Used for Organic Production (2007)	0	9,280
Acres Being Converted to Organic Production (2007)	(data not disclosed)	7,044

These data are from the 2007 Census of Agriculture
More data are available from the National Agricultural Statistics Service at:
<http://www.agcensus.usda.gov/>

Kentucky: By the Numbers is a program of the Department of Community and Leadership Development and the Kentucky Cooperative Extension Service, Community and Economic Development Programs at the University of Kentucky. For more information contact your local Cooperative Extension office or Dr. Julie N. Zimmerman, Department of Community and Leadership Development, 500 Garrigus Building, University of Kentucky, Lexington, KY 40546-0215, (859) 257-7583, email: jzimm@email.uky.edu.

Educational programs of the Kentucky Cooperative Extension Service serve all people regardless of race, color, age, sex, religion, disability, or national origin.
UNIVERSITY OF KENTUCKY, KENTUCKY STATE UNIVERSITY, U.S. DEPARTMENT OF AGRICULTURE, AND KENTUCKY COUNTIES, COOPERATING
An Equal Opportunity University



Department of Community and
Leadership Development
University of Kentucky

KENTUCKY: BY THE NUMBERS

~ New Issues in Agriculture ~

Madison County

Julie N. Zimmerman and Cecil J. Shelton
Department of Community and Leadership Development
July, 2009

COOPERATIVE
EXTENSION
SERVICE



UNIVERSITY OF KENTUCKY
College of Agriculture

Data from the 2007 Census of Agriculture were just released this year. Among the questions asked by the Census were several that reflect new issues in agriculture. This issue of Kentucky: By the Numbers provides data for several of these. The Census of Agriculture is conducted every five years and is an important source of agriculture data for every state and county.

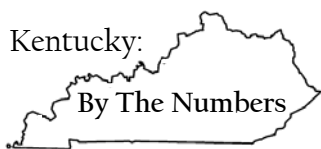
"Kentucky: By the Numbers" is a series of county profiles produced on an occasional basis which are developed to support local decision making. The entire series is available online at <http://www.ca.uky.edu/snarl>.

	<u>County</u>	<u>State</u>
Farms		
Total Number of Farms (2007)	1,328	85,260
Internet		
Number of Farms with Internet Access (2007)	678	43,127
<i>Percent of all Farms with Internet Access (2007)</i>	<i>51.1%</i>	<i>50.6%</i>
Number of Farms with High Speed Internet Access (2007)	394	24,824
Alternative Markets		
Number of Farms that Marketed Products through Community Supported Agriculture (CSA) (2007)	12	544
Number of Farms that Produced and Sold Value-Added Commodities (2007)	55	3,368
Organic Agriculture		
Number of Farms Using Organic Production (2007)	6	193
Total Acres Used for Organic Production (2007)	32	9,280
Acres Being Converted to Organic Production (2007)	15	7,044

These data are from the 2007 Census of Agriculture
More data are available from the National Agricultural Statistics Service at:
<http://www.agcensus.usda.gov/>

Kentucky: By the Numbers is a program of the Department of Community and Leadership Development and the Kentucky Cooperative Extension Service, Community and Economic Development Programs at the University of Kentucky. For more information contact your local Cooperative Extension office or Dr. Julie N. Zimmerman, Department of Community and Leadership Development, 500 Garrigus Building, University of Kentucky, Lexington, KY 40546-0215, (859) 257-7583, email: jzimm@email.uky.edu.

Educational programs of the Kentucky Cooperative Extension Service serve all people regardless of race, color, age, sex, religion, disability, or national origin.
UNIVERSITY OF KENTUCKY, KENTUCKY STATE UNIVERSITY, U.S. DEPARTMENT OF AGRICULTURE, AND KENTUCKY COUNTIES, COOPERATING
An Equal Opportunity University



Department of Community and
Leadership Development
University of Kentucky

KENTUCKY: BY THE NUMBERS

~ New Issues in Agriculture ~

Magoffin County

Julie N. Zimmerman and Cecil J. Shelton
Department of Community and Leadership Development
July, 2009

COOPERATIVE
EXTENSION
SERVICE



UNIVERSITY OF KENTUCKY
College of Agriculture

Data from the 2007 Census of Agriculture were just released this year. Among the questions asked by the Census were several that reflect new issues in agriculture. This issue of Kentucky: By the Numbers provides data for several of these. The Census of Agriculture is conducted every five years and is an important source of agriculture data for every state and county.

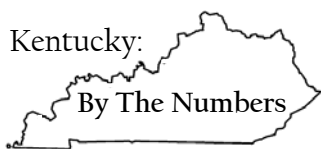
"Kentucky: By the Numbers" is a series of county profiles produced on an occasional basis which are developed to support local decision making. The entire series is available online at <http://www.ca.uky.edu/snarl>.

	<u>County</u>	<u>State</u>
Farms		
Total Number of Farms (2007)	470	85,260
Internet		
Number of Farms with Internet Access (2007)	210	43,127
Percent of all Farms with Internet Access (2007)	44.7%	50.6%
Number of Farms with High Speed Internet Access (2007)	100	24,824
Alternative Markets		
Number of Farms that Marketed Products through Community Supported Agriculture (CSA) (2007)	0	544
Number of Farms that Produced and Sold Value-Added Commodities (2007)	14	3,368
Organic Agriculture		
Number of Farms Using Organic Production (2007)	2	193
Total Acres Used for Organic Production (2007)	(data not disclosed)	9,280
Acres Being Converted to Organic Production (2007)	0	7,044

These data are from the 2007 Census of Agriculture
More data are available from the National Agricultural Statistics Service at:
<http://www.agcensus.usda.gov/>

Kentucky: By the Numbers is a program of the Department of Community and Leadership Development and the Kentucky Cooperative Extension Service, Community and Economic Development Programs at the University of Kentucky. For more information contact your local Cooperative Extension office or Dr. Julie N. Zimmerman, Department of Community and Leadership Development, 500 Garrigus Building, University of Kentucky, Lexington, KY 40546-0215, (859) 257-7583, email: jzimm@email.uky.edu.

Educational programs of the Kentucky Cooperative Extension Service serve all people regardless of race, color, age, sex, religion, disability, or national origin.
UNIVERSITY OF KENTUCKY, KENTUCKY STATE UNIVERSITY, U.S. DEPARTMENT OF AGRICULTURE, AND KENTUCKY COUNTIES, COOPERATING
An Equal Opportunity University



Department of Community and
Leadership Development
University of Kentucky

KENTUCKY: BY THE NUMBERS

~ New Issues in Agriculture ~

Marion County

Julie N. Zimmerman and Cecil J. Shelton
Department of Community and Leadership Development
July, 2009

COOPERATIVE
EXTENSION
SERVICE



UNIVERSITY OF KENTUCKY
College of Agriculture

Data from the 2007 Census of Agriculture were just released this year. Among the questions asked by the Census were several that reflect new issues in agriculture. This issue of Kentucky: By the Numbers provides data for several of these. The Census of Agriculture is conducted every five years and is an important source of agriculture data for every state and county.

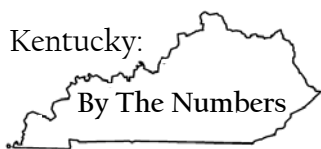
"Kentucky: By the Numbers" is a series of county profiles produced on an occasional basis which are developed to support local decision making. The entire series is available online at <http://www.ca.uky.edu/snarl>.

	<u>County</u>	<u>State</u>
Farms		
Total Number of Farms (2007)	1,055	85,260
Internet		
Number of Farms with Internet Access (2007)	520	43,127
<i>Percent of all Farms with Internet Access (2007)</i>	<i>49.3%</i>	<i>50.6%</i>
Number of Farms with High Speed Internet Access (2007)	332	24,824
Alternative Markets		
Number of Farms that Marketed Products through Community Supported Agriculture (CSA) (2007)	5	544
Number of Farms that Produced and Sold Value-Added Commodities (2007)	36	3,368
Organic Agriculture		
Number of Farms Using Organic Production (2007)	4	193
Total Acres Used for Organic Production (2007)	17	9,280
Acres Being Converted to Organic Production (2007)	(data not disclosed)	7,044

These data are from the 2007 Census of Agriculture
More data are available from the National Agricultural Statistics Service at:
<http://www.agcensus.usda.gov/>

Kentucky: By the Numbers is a program of the Department of Community and Leadership Development and the Kentucky Cooperative Extension Service, Community and Economic Development Programs at the University of Kentucky. For more information contact your local Cooperative Extension office or Dr. Julie N. Zimmerman, Department of Community and Leadership Development, 500 Garrigus Building, University of Kentucky, Lexington, KY 40546-0215, (859) 257-7583, email: jzimm@email.uky.edu.

Educational programs of the Kentucky Cooperative Extension Service serve all people regardless of race, color, age, sex, religion, disability, or national origin.
UNIVERSITY OF KENTUCKY, KENTUCKY STATE UNIVERSITY, U.S. DEPARTMENT OF AGRICULTURE, AND KENTUCKY COUNTIES, COOPERATING
An Equal Opportunity University



Department of Community and
Leadership Development
University of Kentucky

KENTUCKY: BY THE NUMBERS

~ New Issues in Agriculture ~

Marshall County

Julie N. Zimmerman and Cecil J. Shelton
Department of Community and Leadership Development
July, 2009

COOPERATIVE
EXTENSION
SERVICE



UNIVERSITY OF KENTUCKY
College of Agriculture

Data from the 2007 Census of Agriculture were just released this year. Among the questions asked by the Census were several that reflect new issues in agriculture. This issue of Kentucky: By the Numbers provides data for several of these. The Census of Agriculture is conducted every five years and is an important source of agriculture data for every state and county.

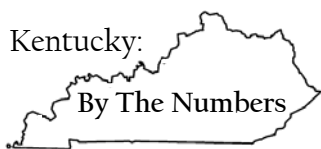
"Kentucky: By the Numbers" is a series of county profiles produced on an occasional basis which are developed to support local decision making. The entire series is available online at <http://www.ca.uky.edu/snarl>.

	<u>County</u>	<u>State</u>
Farms		
Total Number of Farms (2007)	867	85,260
Internet		
Number of Farms with Internet Access (2007)	463	43,127
Percent of all Farms with Internet Access (2007)	53.4%	50.6%
Number of Farms with High Speed Internet Access (2007)	270	24,824
Alternative Markets		
Number of Farms that Marketed Products through Community Supported Agriculture (CSA) (2007)	2	544
Number of Farms that Produced and Sold Value-Added Commodities (2007)	31	3,368
Organic Agriculture		
Number of Farms Using Organic Production (2007)	0	193
Total Acres Used for Organic Production (2007)	0	9,280
Acres Being Converted to Organic Production (2007)	0	7,044

These data are from the 2007 Census of Agriculture
More data are available from the National Agricultural Statistics Service at:
<http://www.agcensus.usda.gov/>

Kentucky: By the Numbers is a program of the Department of Community and Leadership Development and the Kentucky Cooperative Extension Service, Community and Economic Development Programs at the University of Kentucky. For more information contact your local Cooperative Extension office or Dr. Julie N. Zimmerman, Department of Community and Leadership Development, 500 Garrigus Building, University of Kentucky, Lexington, KY 40546-0215, (859) 257-7583, email: jzimm@email.uky.edu.

Educational programs of the Kentucky Cooperative Extension Service serve all people regardless of race, color, age, sex, religion, disability, or national origin.
UNIVERSITY OF KENTUCKY, KENTUCKY STATE UNIVERSITY, U.S. DEPARTMENT OF AGRICULTURE, AND KENTUCKY COUNTIES, COOPERATING
An Equal Opportunity University



Department of Community and
Leadership Development
University of Kentucky

KENTUCKY: BY THE NUMBERS

~ New Issues in Agriculture ~

Martin County

Julie N. Zimmerman and Cecil J. Shelton
Department of Community and Leadership Development
July, 2009

COOPERATIVE
EXTENSION
SERVICE



UNIVERSITY OF KENTUCKY
College of Agriculture

Data from the 2007 Census of Agriculture were just released this year. Among the questions asked by the Census were several that reflect new issues in agriculture. This issue of Kentucky: By the Numbers provides data for several of these. The Census of Agriculture is conducted every five years and is an important source of agriculture data for every state and county.

"Kentucky: By the Numbers" is a series of county profiles produced on an occasional basis which are developed to support local decision making. The entire series is available online at <http://www.ca.uky.edu/snarl>.

	<u>County</u>	<u>State</u>
Farms		
Total Number of Farms (2007)	19	85,260
Internet		
Number of Farms with Internet Access (2007)	6	43,127
<i>Percent of all Farms with Internet Access (2007)</i>	<i>31.6%</i>	<i>50.6%</i>
Number of Farms with High Speed Internet Access (2007)	6	24,824
Alternative Markets		
Number of Farms that Marketed Products through Community Supported Agriculture (CSA) (2007)	1	544
Number of Farms that Produced and Sold Value-Added Commodities (2007)	1	3,368
Organic Agriculture		
Number of Farms Using Organic Production (2007)	0	193
Total Acres Used for Organic Production (2007)	0	9,280
Acres Being Converted to Organic Production (2007)	0	7,044

These data are from the 2007 Census of Agriculture
More data are available from the National Agricultural Statistics Service at:
<http://www.agcensus.usda.gov/>

Kentucky: By the Numbers is a program of the Department of Community and Leadership Development and the Kentucky Cooperative Extension Service, Community and Economic Development Programs at the University of Kentucky. For more information contact your local Cooperative Extension office or Dr. Julie N. Zimmerman, Department of Community and Leadership Development, 500 Garrigus Building, University of Kentucky, Lexington, KY 40546-0215, (859) 257-7583, email: jzimm@email.uky.edu.

Educational programs of the Kentucky Cooperative Extension Service serve all people regardless of race, color, age, sex, religion, disability, or national origin.
UNIVERSITY OF KENTUCKY, KENTUCKY STATE UNIVERSITY, U.S. DEPARTMENT OF AGRICULTURE, AND KENTUCKY COUNTIES, COOPERATING
An Equal Opportunity University