



Department of Community and
Leadership Development
University of Kentucky

KENTUCKY: BY THE NUMBERS

~ New Issues in Agriculture ~

Grant County

Julie N. Zimmerman and Cecil J. Shelton
Department of Community and Leadership Development
July, 2009

COOPERATIVE
EXTENSION
SERVICE



UNIVERSITY OF KENTUCKY
College of Agriculture

Data from the 2007 Census of Agriculture were just released this year. Among the questions asked by the Census were several that reflect new issues in agriculture. This issue of Kentucky: By the Numbers provides data for several of these. The Census of Agriculture is conducted every five years and is an important source of agriculture data for every state and county.

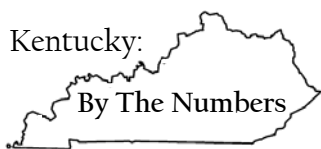
"Kentucky: By the Numbers" is a series of county profiles produced on an occasional basis which are developed to support local decision making. The entire series is available online at <http://www.ca.uky.edu/snarl>.

	<u>County</u>	<u>State</u>
Farms		
Total Number of Farms (2007)	959	85,260
Internet		
Number of Farms with Internet Access (2007)	469	43,127
Percent of all Farms with Internet Access (2007)	48.9%	50.6%
Number of Farms with High Speed Internet Access (2007)	216	24,824
Alternative Markets		
Number of Farms that Marketed Products through Community Supported Agriculture (CSA) (2007)	5	544
Number of Farms that Produced and Sold Value-Added Commodities (2007)	39	3,368
Organic Agriculture		
Number of Farms Using Organic Production (2007)	2	193
Total Acres Used for Organic Production (2007)	(data not disclosed)	9,280
Acres Being Converted to Organic Production (2007)	0	7,044

These data are from the 2007 Census of Agriculture
More data are available from the National Agricultural Statistics Service at:
<http://www.agcensus.usda.gov/>

Kentucky: By the Numbers is a program of the Department of Community and Leadership Development and the Kentucky Cooperative Extension Service, Community and Economic Development Programs at the University of Kentucky. For more information contact your local Cooperative Extension office or Dr. Julie N. Zimmerman, Department of Community and Leadership Development, 500 Garrigus Building, University of Kentucky, Lexington, KY 40546-0215, (859) 257-7583, email: jzimm@email.uky.edu.

Educational programs of the Kentucky Cooperative Extension Service serve all people regardless of race, color, age, sex, religion, disability, or national origin.
UNIVERSITY OF KENTUCKY, KENTUCKY STATE UNIVERSITY, U.S. DEPARTMENT OF AGRICULTURE, AND KENTUCKY COUNTIES, COOPERATING
An Equal Opportunity University



Department of Community and
Leadership Development
University of Kentucky

KENTUCKY: BY THE NUMBERS

~ New Issues in Agriculture ~

Graves County

Julie N. Zimmerman and Cecil J. Shelton
Department of Community and Leadership Development
July, 2009

COOPERATIVE
EXTENSION
SERVICE



UNIVERSITY OF KENTUCKY
College of Agriculture

Data from the 2007 Census of Agriculture were just released this year. Among the questions asked by the Census were several that reflect new issues in agriculture. This issue of Kentucky: By the Numbers provides data for several of these. The Census of Agriculture is conducted every five years and is an important source of agriculture data for every state and county.

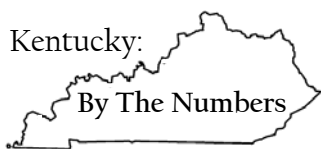
"Kentucky: By the Numbers" is a series of county profiles produced on an occasional basis which are developed to support local decision making. The entire series is available online at <http://www.ca.uky.edu/snarl>.

	<u>County</u>	<u>State</u>
Farms		
Total Number of Farms (2007)	1,712	85,260
Internet		
Number of Farms with Internet Access (2007)	857	43,127
Percent of all Farms with Internet Access (2007)	50.1%	50.6%
Number of Farms with High Speed Internet Access (2007)	537	24,824
Alternative Markets		
Number of Farms that Marketed Products through Community Supported Agriculture (CSA) (2007)	7	544
Number of Farms that Produced and Sold Value-Added Commodities (2007)	31	3,368
Organic Agriculture		
Number of Farms Using Organic Production (2007)	0	193
Total Acres Used for Organic Production (2007)	0	9,280
Acres Being Converted to Organic Production (2007)	61	7,044

These data are from the 2007 Census of Agriculture
More data are available from the National Agricultural Statistics Service at:
<http://www.agcensus.usda.gov/>

Kentucky: By the Numbers is a program of the Department of Community and Leadership Development and the Kentucky Cooperative Extension Service, Community and Economic Development Programs at the University of Kentucky. For more information contact your local Cooperative Extension office or Dr. Julie N. Zimmerman, Department of Community and Leadership Development, 500 Garrigus Building, University of Kentucky, Lexington, KY 40546-0215, (859) 257-7583, email: jzimm@email.uky.edu.

Educational programs of the Kentucky Cooperative Extension Service serve all people regardless of race, color, age, sex, religion, disability, or national origin.
UNIVERSITY OF KENTUCKY, KENTUCKY STATE UNIVERSITY, U.S. DEPARTMENT OF AGRICULTURE, AND KENTUCKY COUNTIES, COOPERATING
An Equal Opportunity University



Department of Community and
Leadership Development
University of Kentucky

KENTUCKY: BY THE NUMBERS

~ New Issues in Agriculture ~

Grayson County

Julie N. Zimmerman and Cecil J. Shelton
Department of Community and Leadership Development
July, 2009

COOPERATIVE
EXTENSION
SERVICE



UNIVERSITY OF KENTUCKY
College of Agriculture

Data from the 2007 Census of Agriculture were just released this year. Among the questions asked by the Census were several that reflect new issues in agriculture. This issue of Kentucky: By the Numbers provides data for several of these. The Census of Agriculture is conducted every five years and is an important source of agriculture data for every state and county.

"Kentucky: By the Numbers" is a series of county profiles produced on an occasional basis which are developed to support local decision making. The entire series is available online at <http://www.ca.uky.edu/snarl>.

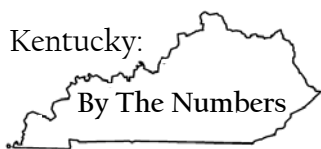
	<u>County</u>	<u>State</u>
Farms		
Total Number of Farms (2007)	1,513	85,260
Internet		
Number of Farms with Internet Access (2007)	612	43,127
<i>Percent of all Farms with Internet Access (2007)</i>	<i>40.4%</i>	<i>50.6%</i>
Number of Farms with High Speed Internet Access (2007)	364	24,824
Alternative Markets		
Number of Farms that Marketed Products through Community Supported Agriculture (CSA) (2007)	7	544
Number of Farms that Produced and Sold Value-Added Commodities (2007)	59	3,368
Organic Agriculture		
Number of Farms Using Organic Production (2007)	1	193
Total Acres Used for Organic Production (2007)	(data not disclosed)	9,280
Acres Being Converted to Organic Production (2007)	0	7,044

These data are from the 2007 Census of Agriculture
More data are available from the National Agricultural Statistics Service at:

<http://www.agcensus.usda.gov/>

Kentucky: By the Numbers is a program of the Department of Community and Leadership Development and the Kentucky Cooperative Extension Service, Community and Economic Development Programs at the University of Kentucky. For more information contact your local Cooperative Extension office or Dr. Julie N. Zimmerman, Department of Community and Leadership Development, 500 Garrigus Building, University of Kentucky, Lexington, KY 40546-0215, (859) 257-7583, email: jzimm@email.uky.edu.

Educational programs of the Kentucky Cooperative Extension Service serve all people regardless of race, color, age, sex, religion, disability, or national origin.
UNIVERSITY OF KENTUCKY, KENTUCKY STATE UNIVERSITY, U.S. DEPARTMENT OF AGRICULTURE, AND KENTUCKY COUNTIES, COOPERATING
An Equal Opportunity University



Department of Community and
Leadership Development
University of Kentucky

KENTUCKY: BY THE NUMBERS

~ New Issues in Agriculture ~

Green County

Julie N. Zimmerman and Cecil J. Shelton
Department of Community and Leadership Development
July, 2009

COOPERATIVE
EXTENSION
SERVICE



UNIVERSITY OF KENTUCKY
College of Agriculture

Data from the 2007 Census of Agriculture were just released this year. Among the questions asked by the Census were several that reflect new issues in agriculture. This issue of Kentucky: By the Numbers provides data for several of these. The Census of Agriculture is conducted every five years and is an important source of agriculture data for every state and county.

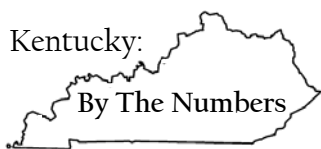
"Kentucky: By the Numbers" is a series of county profiles produced on an occasional basis which are developed to support local decision making. The entire series is available online at <http://www.ca.uky.edu/snarl>.

	<u>County</u>	<u>State</u>
Farms		
Total Number of Farms (2007)	1,064	85,260
Internet		
Number of Farms with Internet Access (2007)	486	43,127
Percent of all Farms with Internet Access (2007)	45.7%	50.6%
Number of Farms with High Speed Internet Access (2007)	383	24,824
Alternative Markets		
Number of Farms that Marketed Products through Community Supported Agriculture (CSA) (2007)	2	544
Number of Farms that Produced and Sold Value-Added Commodities (2007)	46	3,368
Organic Agriculture		
Number of Farms Using Organic Production (2007)	0	193
Total Acres Used for Organic Production (2007)	0	9,280
Acres Being Converted to Organic Production (2007)	(data not disclosed)	7,044

These data are from the 2007 Census of Agriculture
More data are available from the National Agricultural Statistics Service at:
<http://www.agcensus.usda.gov/>

Kentucky: By the Numbers is a program of the Department of Community and Leadership Development and the Kentucky Cooperative Extension Service, Community and Economic Development Programs at the University of Kentucky. For more information contact your local Cooperative Extension office or Dr. Julie N. Zimmerman, Department of Community and Leadership Development, 500 Garrigus Building, University of Kentucky, Lexington, KY 40546-0215, (859) 257-7583, email: jzimm@email.uky.edu.

Educational programs of the Kentucky Cooperative Extension Service serve all people regardless of race, color, age, sex, religion, disability, or national origin.
UNIVERSITY OF KENTUCKY, KENTUCKY STATE UNIVERSITY, U.S. DEPARTMENT OF AGRICULTURE, AND KENTUCKY COUNTIES, COOPERATING
An Equal Opportunity University



Department of Community and
Leadership Development
University of Kentucky

KENTUCKY: BY THE NUMBERS

~ New Issues in Agriculture ~

Greenup County

Julie N. Zimmerman and Cecil J. Shelton
Department of Community and Leadership Development
July, 2009

COOPERATIVE
EXTENSION
SERVICE



UNIVERSITY OF KENTUCKY
College of Agriculture

Data from the 2007 Census of Agriculture were just released this year. Among the questions asked by the Census were several that reflect new issues in agriculture. This issue of Kentucky: By the Numbers provides data for several of these. The Census of Agriculture is conducted every five years and is an important source of agriculture data for every state and county.

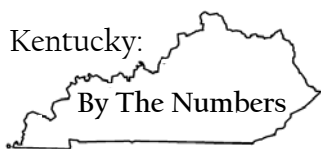
"Kentucky: By the Numbers" is a series of county profiles produced on an occasional basis which are developed to support local decision making. The entire series is available online at <http://www.ca.uky.edu/snarl>.

	<u>County</u>	<u>State</u>
Farms		
Total Number of Farms (2007)	698	85,260
Internet		
Number of Farms with Internet Access (2007)	377	43,127
<i>Percent of all Farms with Internet Access (2007)</i>	<i>54.0%</i>	<i>50.6%</i>
Number of Farms with High Speed Internet Access (2007)	192	24,824
Alternative Markets		
Number of Farms that Marketed Products through Community Supported Agriculture (CSA) (2007)	6	544
Number of Farms that Produced and Sold Value-Added Commodities (2007)	32	3,368
Organic Agriculture		
Number of Farms Using Organic Production (2007)	0	193
Total Acres Used for Organic Production (2007)	0	9,280
Acres Being Converted to Organic Production (2007)	146	7,044

These data are from the 2007 Census of Agriculture
More data are available from the National Agricultural Statistics Service at:
<http://www.agcensus.usda.gov/>

Kentucky: By the Numbers is a program of the Department of Community and Leadership Development and the Kentucky Cooperative Extension Service, Community and Economic Development Programs at the University of Kentucky. For more information contact your local Cooperative Extension office or Dr. Julie N. Zimmerman, Department of Community and Leadership Development, 500 Garrigus Building, University of Kentucky, Lexington, KY 40546-0215, (859) 257-7583, email: jzimm@email.uky.edu.

Educational programs of the Kentucky Cooperative Extension Service serve all people regardless of race, color, age, sex, religion, disability, or national origin.
UNIVERSITY OF KENTUCKY, KENTUCKY STATE UNIVERSITY, U.S. DEPARTMENT OF AGRICULTURE, AND KENTUCKY COUNTIES, COOPERATING
An Equal Opportunity University



Department of Community and
Leadership Development
University of Kentucky

KENTUCKY: BY THE NUMBERS

~ New Issues in Agriculture ~

Hancock County

Julie N. Zimmerman and Cecil J. Shelton
Department of Community and Leadership Development
July, 2009

COOPERATIVE
EXTENSION
SERVICE



UNIVERSITY OF KENTUCKY
College of Agriculture

Data from the 2007 Census of Agriculture were just released this year. Among the questions asked by the Census were several that reflect new issues in agriculture. This issue of Kentucky: By the Numbers provides data for several of these. The Census of Agriculture is conducted every five years and is an important source of agriculture data for every state and county.

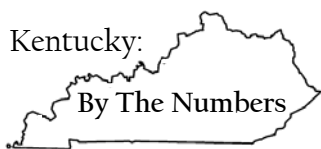
"Kentucky: By the Numbers" is a series of county profiles produced on an occasional basis which are developed to support local decision making. The entire series is available online at <http://www.ca.uky.edu/snarl>.

	<u>County</u>	<u>State</u>
Farms		
Total Number of Farms (2007)	383	85,260
Internet		
Number of Farms with Internet Access (2007)	176	43,127
<i>Percent of all Farms with Internet Access (2007)</i>	<i>46.0%</i>	<i>50.6%</i>
Number of Farms with High Speed Internet Access (2007)	72	24,824
Alternative Markets		
Number of Farms that Marketed Products through Community Supported Agriculture (CSA) (2007)	0	544
Number of Farms that Produced and Sold Value-Added Commodities (2007)	19	3,368
Organic Agriculture		
Number of Farms Using Organic Production (2007)	0	193
Total Acres Used for Organic Production (2007)	0	9,280
Acres Being Converted to Organic Production (2007)	0	7,044

These data are from the 2007 Census of Agriculture
More data are available from the National Agricultural Statistics Service at:
<http://www.agcensus.usda.gov/>

Kentucky: By the Numbers is a program of the Department of Community and Leadership Development and the Kentucky Cooperative Extension Service, Community and Economic Development Programs at the University of Kentucky. For more information contact your local Cooperative Extension office or Dr. Julie N. Zimmerman, Department of Community and Leadership Development, 500 Garrigus Building, University of Kentucky, Lexington, KY 40546-0215, (859) 257-7583, email: jzimm@email.uky.edu.

Educational programs of the Kentucky Cooperative Extension Service serve all people regardless of race, color, age, sex, religion, disability, or national origin.
UNIVERSITY OF KENTUCKY, KENTUCKY STATE UNIVERSITY, U.S. DEPARTMENT OF AGRICULTURE, AND KENTUCKY COUNTIES, COOPERATING
An Equal Opportunity University



Department of Community and
Leadership Development
University of Kentucky

KENTUCKY: BY THE NUMBERS

~ New Issues in Agriculture ~

Hardin County

Julie N. Zimmerman and Cecil J. Shelton
Department of Community and Leadership Development
July, 2009

COOPERATIVE
EXTENSION
SERVICE



UNIVERSITY OF KENTUCKY
College of Agriculture

Data from the 2007 Census of Agriculture were just released this year. Among the questions asked by the Census were several that reflect new issues in agriculture. This issue of Kentucky: By the Numbers provides data for several of these. The Census of Agriculture is conducted every five years and is an important source of agriculture data for every state and county.

"Kentucky: By the Numbers" is a series of county profiles produced on an occasional basis which are developed to support local decision making. The entire series is available online at <http://www.ca.uky.edu/snarl>.

	<u>County</u>	<u>State</u>
Farms		
Total Number of Farms (2007)	1,588	85,260
Internet		
Number of Farms with Internet Access (2007)	859	43,127
<i>Percent of all Farms with Internet Access (2007)</i>	<i>54.1%</i>	<i>50.6%</i>
Number of Farms with High Speed Internet Access (2007)	577	24,824
Alternative Markets		
Number of Farms that Marketed Products through Community Supported Agriculture (CSA) (2007)	9	544
Number of Farms that Produced and Sold Value-Added Commodities (2007)	73	3,368
Organic Agriculture		
Number of Farms Using Organic Production (2007)	4	193
Total Acres Used for Organic Production (2007)	66	9,280
Acres Being Converted to Organic Production (2007)	(data not disclosed)	7,044

These data are from the 2007 Census of Agriculture
More data are available from the National Agricultural Statistics Service at:
<http://www.agcensus.usda.gov/>

Kentucky: By the Numbers is a program of the Department of Community and Leadership Development and the Kentucky Cooperative Extension Service, Community and Economic Development Programs at the University of Kentucky. For more information contact your local Cooperative Extension office or Dr. Julie N. Zimmerman, Department of Community and Leadership Development, 500 Garrigus Building, University of Kentucky, Lexington, KY 40546-0215, (859) 257-7583, email: jzimm@email.uky.edu.

Educational programs of the Kentucky Cooperative Extension Service serve all people regardless of race, color, age, sex, religion, disability, or national origin.
UNIVERSITY OF KENTUCKY, KENTUCKY STATE UNIVERSITY, U.S. DEPARTMENT OF AGRICULTURE, AND KENTUCKY COUNTIES, COOPERATING
An Equal Opportunity University



Department of Community and
Leadership Development
University of Kentucky

KENTUCKY: BY THE NUMBERS

~ New Issues in Agriculture ~

Harlan County

Julie N. Zimmerman and Cecil J. Shelton
Department of Community and Leadership Development
July, 2009

COOPERATIVE
EXTENSION
SERVICE



UNIVERSITY OF KENTUCKY
College of Agriculture

Data from the 2007 Census of Agriculture were just released this year. Among the questions asked by the Census were several that reflect new issues in agriculture. This issue of Kentucky: By the Numbers provides data for several of these. The Census of Agriculture is conducted every five years and is an important source of agriculture data for every state and county.

"Kentucky: By the Numbers" is a series of county profiles produced on an occasional basis which are developed to support local decision making. The entire series is available online at <http://www.ca.uky.edu/snarl>.

	<u>County</u>	<u>State</u>
Farms		
Total Number of Farms (2007)	37	85,260
Internet		
Number of Farms with Internet Access (2007)	19	43,127
<i>Percent of all Farms with Internet Access (2007)</i>	<i>51.4%</i>	<i>50.6%</i>
Number of Farms with High Speed Internet Access (2007)	15	24,824
Alternative Markets		
Number of Farms that Marketed Products through Community Supported Agriculture (CSA) (2007)	0	544
Number of Farms that Produced and Sold Value-Added Commodities (2007)	-	3,368
Organic Agriculture		
Number of Farms Using Organic Production (2007)	0	193
Total Acres Used for Organic Production (2007)	0	9,280
Acres Being Converted to Organic Production (2007)	0	7,044

These data are from the 2007 Census of Agriculture
More data are available from the National Agricultural Statistics Service at:
<http://www.agcensus.usda.gov/>

Kentucky: By the Numbers is a program of the Department of Community and Leadership Development and the Kentucky Cooperative Extension Service, Community and Economic Development Programs at the University of Kentucky. For more information contact your local Cooperative Extension office or Dr. Julie N. Zimmerman, Department of Community and Leadership Development, 500 Garrigus Building, University of Kentucky, Lexington, KY 40546-0215, (859) 257-7583, email: jzimm@email.uky.edu.

Educational programs of the Kentucky Cooperative Extension Service serve all people regardless of race, color, age, sex, religion, disability, or national origin.
UNIVERSITY OF KENTUCKY, KENTUCKY STATE UNIVERSITY, U.S. DEPARTMENT OF AGRICULTURE, AND KENTUCKY COUNTIES, COOPERATING
An Equal Opportunity University



Department of Community and
Leadership Development
University of Kentucky

KENTUCKY: BY THE NUMBERS

~ New Issues in Agriculture ~

Harrison County

Julie N. Zimmerman and Cecil J. Shelton
Department of Community and Leadership Development
July, 2009

COOPERATIVE
EXTENSION
SERVICE



UNIVERSITY OF KENTUCKY
College of Agriculture

Data from the 2007 Census of Agriculture were just released this year. Among the questions asked by the Census were several that reflect new issues in agriculture. This issue of Kentucky: By the Numbers provides data for several of these. The Census of Agriculture is conducted every five years and is an important source of agriculture data for every state and county.

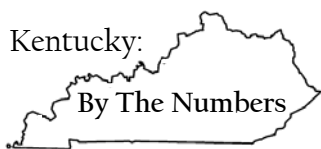
"Kentucky: By the Numbers" is a series of county profiles produced on an occasional basis which are developed to support local decision making. The entire series is available online at <http://www.ca.uky.edu/snarl>.

	<u>County</u>	<u>State</u>
Farms		
Total Number of Farms (2007)	1,083	85,260
Internet		
Number of Farms with Internet Access (2007)	547	43,127
<i>Percent of all Farms with Internet Access (2007)</i>	<i>50.5%</i>	<i>50.6%</i>
Number of Farms with High Speed Internet Access (2007)	151	24,824
Alternative Markets		
Number of Farms that Marketed Products through Community Supported Agriculture (CSA) (2007)	8	544
Number of Farms that Produced and Sold Value-Added Commodities (2007)	56	3,368
Organic Agriculture		
Number of Farms Using Organic Production (2007)	8	193
Total Acres Used for Organic Production (2007)	226	9,280
Acres Being Converted to Organic Production (2007)	(data not disclosed)	7,044

These data are from the 2007 Census of Agriculture
More data are available from the National Agricultural Statistics Service at:
<http://www.agcensus.usda.gov/>

Kentucky: By the Numbers is a program of the Department of Community and Leadership Development and the Kentucky Cooperative Extension Service, Community and Economic Development Programs at the University of Kentucky. For more information contact your local Cooperative Extension office or Dr. Julie N. Zimmerman, Department of Community and Leadership Development, 500 Garrigus Building, University of Kentucky, Lexington, KY 40546-0215, (859) 257-7583, email: jzimm@email.uky.edu.

Educational programs of the Kentucky Cooperative Extension Service serve all people regardless of race, color, age, sex, religion, disability, or national origin.
UNIVERSITY OF KENTUCKY, KENTUCKY STATE UNIVERSITY, U.S. DEPARTMENT OF AGRICULTURE, AND KENTUCKY COUNTIES, COOPERATING
An Equal Opportunity University



Department of Community and
Leadership Development
University of Kentucky

KENTUCKY: BY THE NUMBERS

~ New Issues in Agriculture ~

Hart County

Julie N. Zimmerman and Cecil J. Shelton
Department of Community and Leadership Development
July, 2009

COOPERATIVE
EXTENSION
SERVICE



UNIVERSITY OF KENTUCKY
College of Agriculture

Data from the 2007 Census of Agriculture were just released this year. Among the questions asked by the Census were several that reflect new issues in agriculture. This issue of Kentucky: By the Numbers provides data for several of these. The Census of Agriculture is conducted every five years and is an important source of agriculture data for every state and county.

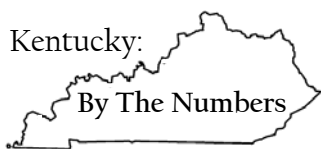
"Kentucky: By the Numbers" is a series of county profiles produced on an occasional basis which are developed to support local decision making. The entire series is available online at <http://www.ca.uky.edu/snarl>.

	<u>County</u>	<u>State</u>
Farms		
Total Number of Farms (2007)	1,455	85,260
Internet		
Number of Farms with Internet Access (2007)	721	43,127
Percent of all Farms with Internet Access (2007)	49.6%	50.6%
Number of Farms with High Speed Internet Access (2007)	573	24,824
Alternative Markets		
Number of Farms that Marketed Products through Community Supported Agriculture (CSA) (2007)	10	544
Number of Farms that Produced and Sold Value-Added Commodities (2007)	54	3,368
Organic Agriculture		
Number of Farms Using Organic Production (2007)	4	193
Total Acres Used for Organic Production (2007)	157	9,280
Acres Being Converted to Organic Production (2007)	377	7,044

These data are from the 2007 Census of Agriculture
More data are available from the National Agricultural Statistics Service at:
<http://www.agcensus.usda.gov/>

Kentucky: By the Numbers is a program of the Department of Community and Leadership Development and the Kentucky Cooperative Extension Service, Community and Economic Development Programs at the University of Kentucky. For more information contact your local Cooperative Extension office or Dr. Julie N. Zimmerman, Department of Community and Leadership Development, 500 Garrigus Building, University of Kentucky, Lexington, KY 40546-0215, (859) 257-7583, email: jzimm@email.uky.edu.

Educational programs of the Kentucky Cooperative Extension Service serve all people regardless of race, color, age, sex, religion, disability, or national origin.
UNIVERSITY OF KENTUCKY, KENTUCKY STATE UNIVERSITY, U.S. DEPARTMENT OF AGRICULTURE, AND KENTUCKY COUNTIES, COOPERATING
An Equal Opportunity University



Department of Community and
Leadership Development
University of Kentucky

KENTUCKY: BY THE NUMBERS

~ New Issues in Agriculture ~

Henderson County

Julie N. Zimmerman and Cecil J. Shelton
Department of Community and Leadership Development
July, 2009

COOPERATIVE
EXTENSION
SERVICE



UNIVERSITY OF KENTUCKY
College of Agriculture

Data from the 2007 Census of Agriculture were just released this year. Among the questions asked by the Census were several that reflect new issues in agriculture. This issue of Kentucky: By the Numbers provides data for several of these. The Census of Agriculture is conducted every five years and is an important source of agriculture data for every state and county.

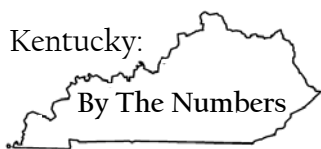
"Kentucky: By the Numbers" is a series of county profiles produced on an occasional basis which are developed to support local decision making. The entire series is available online at <http://www.ca.uky.edu/snarl>.

	<u>County</u>	<u>State</u>
Farms		
Total Number of Farms (2007)	509	85,260
Internet		
Number of Farms with Internet Access (2007)	295	43,127
Percent of all Farms with Internet Access (2007)	58.0%	50.6%
Number of Farms with High Speed Internet Access (2007)	152	24,824
Alternative Markets		
Number of Farms that Marketed Products through Community Supported Agriculture (CSA) (2007)	1	544
Number of Farms that Produced and Sold Value-Added Commodities (2007)	20	3,368
Organic Agriculture		
Number of Farms Using Organic Production (2007)	2	193
Total Acres Used for Organic Production (2007)	(data not disclosed)	9,280
Acres Being Converted to Organic Production (2007)	77	7,044

These data are from the 2007 Census of Agriculture
More data are available from the National Agricultural Statistics Service at:
<http://www.agcensus.usda.gov/>

Kentucky: By the Numbers is a program of the Department of Community and Leadership Development and the Kentucky Cooperative Extension Service, Community and Economic Development Programs at the University of Kentucky. For more information contact your local Cooperative Extension office or Dr. Julie N. Zimmerman, Department of Community and Leadership Development, 500 Garrigus Building, University of Kentucky, Lexington, KY 40546-0215, (859) 257-7583, email: jzimm@email.uky.edu.

Educational programs of the Kentucky Cooperative Extension Service serve all people regardless of race, color, age, sex, religion, disability, or national origin.
UNIVERSITY OF KENTUCKY, KENTUCKY STATE UNIVERSITY, U.S. DEPARTMENT OF AGRICULTURE, AND KENTUCKY COUNTIES, COOPERATING
An Equal Opportunity University



Department of Community and
Leadership Development
University of Kentucky

KENTUCKY: BY THE NUMBERS

~ New Issues in Agriculture ~

Henry County

Julie N. Zimmerman and Cecil J. Shelton
Department of Community and Leadership Development
July, 2009

COOPERATIVE
EXTENSION
SERVICE



UNIVERSITY OF KENTUCKY
College of Agriculture

Data from the 2007 Census of Agriculture were just released this year. Among the questions asked by the Census were several that reflect new issues in agriculture. This issue of Kentucky: By the Numbers provides data for several of these. The Census of Agriculture is conducted every five years and is an important source of agriculture data for every state and county.

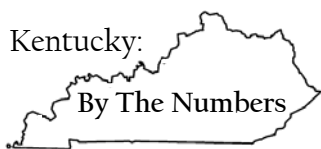
"Kentucky: By the Numbers" is a series of county profiles produced on an occasional basis which are developed to support local decision making. The entire series is available online at <http://www.ca.uky.edu/snarl>.

	<u>County</u>	<u>State</u>
Farms		
Total Number of Farms (2007)	962	85,260
Internet		
Number of Farms with Internet Access (2007)	481	43,127
<i>Percent of all Farms with Internet Access (2007)</i>	<i>50.0%</i>	<i>50.6%</i>
Number of Farms with High Speed Internet Access (2007)	192	24,824
Alternative Markets		
Number of Farms that Marketed Products through Community Supported Agriculture (CSA) (2007)	15	544
Number of Farms that Produced and Sold Value-Added Commodities (2007)	44	3,368
Organic Agriculture		
Number of Farms Using Organic Production (2007)	6	193
Total Acres Used for Organic Production (2007)	411	9,280
Acres Being Converted to Organic Production (2007)	160	7,044

These data are from the 2007 Census of Agriculture
More data are available from the National Agricultural Statistics Service at:
<http://www.agcensus.usda.gov/>

Kentucky: By the Numbers is a program of the Department of Community and Leadership Development and the Kentucky Cooperative Extension Service, Community and Economic Development Programs at the University of Kentucky. For more information contact your local Cooperative Extension office or Dr. Julie N. Zimmerman, Department of Community and Leadership Development, 500 Garrigus Building, University of Kentucky, Lexington, KY 40546-0215, (859) 257-7583, email: jzimm@email.uky.edu.

Educational programs of the Kentucky Cooperative Extension Service serve all people regardless of race, color, age, sex, religion, disability, or national origin.
UNIVERSITY OF KENTUCKY, KENTUCKY STATE UNIVERSITY, U.S. DEPARTMENT OF AGRICULTURE, AND KENTUCKY COUNTIES, COOPERATING
An Equal Opportunity University



Department of Community and
Leadership Development
University of Kentucky

KENTUCKY: BY THE NUMBERS

~ New Issues in Agriculture ~

Hickman County

Julie N. Zimmerman and Cecil J. Shelton
Department of Community and Leadership Development
July, 2009

COOPERATIVE
EXTENSION
SERVICE



UNIVERSITY OF KENTUCKY
College of Agriculture

Data from the 2007 Census of Agriculture were just released this year. Among the questions asked by the Census were several that reflect new issues in agriculture. This issue of Kentucky: By the Numbers provides data for several of these. The Census of Agriculture is conducted every five years and is an important source of agriculture data for every state and county.

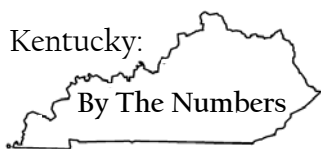
"Kentucky: By the Numbers" is a series of county profiles produced on an occasional basis which are developed to support local decision making. The entire series is available online at <http://www.ca.uky.edu/snarl>.

	<u>County</u>	<u>State</u>
Farms		
Total Number of Farms (2007)	340	85,260
Internet		
Number of Farms with Internet Access (2007)	159	43,127
Percent of all Farms with Internet Access (2007)	46.8%	50.6%
Number of Farms with High Speed Internet Access (2007)	97	24,824
Alternative Markets		
Number of Farms that Marketed Products through Community Supported Agriculture (CSA) (2007)	0	544
Number of Farms that Produced and Sold Value-Added Commodities (2007)	6	3,368
Organic Agriculture		
Number of Farms Using Organic Production (2007)	0	193
Total Acres Used for Organic Production (2007)	0	9,280
Acres Being Converted to Organic Production (2007)	0	7,044

These data are from the 2007 Census of Agriculture
More data are available from the National Agricultural Statistics Service at:
<http://www.agcensus.usda.gov/>

Kentucky: By the Numbers is a program of the Department of Community and Leadership Development and the Kentucky Cooperative Extension Service, Community and Economic Development Programs at the University of Kentucky. For more information contact your local Cooperative Extension office or Dr. Julie N. Zimmerman, Department of Community and Leadership Development, 500 Garrigus Building, University of Kentucky, Lexington, KY 40546-0215, (859) 257-7583, email: jzimm@email.uky.edu.

Educational programs of the Kentucky Cooperative Extension Service serve all people regardless of race, color, age, sex, religion, disability, or national origin.
UNIVERSITY OF KENTUCKY, KENTUCKY STATE UNIVERSITY, U.S. DEPARTMENT OF AGRICULTURE, AND KENTUCKY COUNTIES, COOPERATING
An Equal Opportunity University



Department of Community and
Leadership Development
University of Kentucky

KENTUCKY: BY THE NUMBERS

~ New Issues in Agriculture ~

Hopkins County

Julie N. Zimmerman and Cecil J. Shelton
Department of Community and Leadership Development
July, 2009

COOPERATIVE
EXTENSION
SERVICE



UNIVERSITY OF KENTUCKY
College of Agriculture

Data from the 2007 Census of Agriculture were just released this year. Among the questions asked by the Census were several that reflect new issues in agriculture. This issue of Kentucky: By the Numbers provides data for several of these. The Census of Agriculture is conducted every five years and is an important source of agriculture data for every state and county.

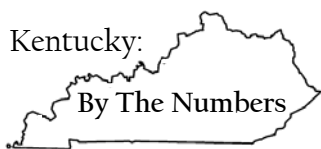
"Kentucky: By the Numbers" is a series of county profiles produced on an occasional basis which are developed to support local decision making. The entire series is available online at <http://www.ca.uky.edu/snarl>.

	<u>County</u>	<u>State</u>
Farms		
Total Number of Farms (2007)	661	85,260
Internet		
Number of Farms with Internet Access (2007)	360	43,127
<i>Percent of all Farms with Internet Access (2007)</i>	<i>54.5%</i>	<i>50.6%</i>
Number of Farms with High Speed Internet Access (2007)	170	24,824
Alternative Markets		
Number of Farms that Marketed Products through Community Supported Agriculture (CSA) (2007)	1	544
Number of Farms that Produced and Sold Value-Added Commodities (2007)	22	3,368
Organic Agriculture		
Number of Farms Using Organic Production (2007)	0	193
Total Acres Used for Organic Production (2007)	0	9,280
Acres Being Converted to Organic Production (2007)	0	7,044

These data are from the 2007 Census of Agriculture
More data are available from the National Agricultural Statistics Service at:
<http://www.agcensus.usda.gov/>

Kentucky: By the Numbers is a program of the Department of Community and Leadership Development and the Kentucky Cooperative Extension Service, Community and Economic Development Programs at the University of Kentucky. For more information contact your local Cooperative Extension office or Dr. Julie N. Zimmerman, Department of Community and Leadership Development, 500 Garrigus Building, University of Kentucky, Lexington, KY 40546-0215, (859) 257-7583, email: jzimm@email.uky.edu.

Educational programs of the Kentucky Cooperative Extension Service serve all people regardless of race, color, age, sex, religion, disability, or national origin.
UNIVERSITY OF KENTUCKY, KENTUCKY STATE UNIVERSITY, U.S. DEPARTMENT OF AGRICULTURE, AND KENTUCKY COUNTIES, COOPERATING
An Equal Opportunity University



Department of Community and
Leadership Development
University of Kentucky

KENTUCKY: BY THE NUMBERS

~ New Issues in Agriculture ~

Jackson County

Julie N. Zimmerman and Cecil J. Shelton
Department of Community and Leadership Development
July, 2009

COOPERATIVE
EXTENSION
SERVICE



UNIVERSITY OF KENTUCKY
College of Agriculture

Data from the 2007 Census of Agriculture were just released this year. Among the questions asked by the Census were several that reflect new issues in agriculture. This issue of Kentucky: By the Numbers provides data for several of these. The Census of Agriculture is conducted every five years and is an important source of agriculture data for every state and county.

"Kentucky: By the Numbers" is a series of county profiles produced on an occasional basis which are developed to support local decision making. The entire series is available online at <http://www.ca.uky.edu/snarl>.

	<u>County</u>	<u>State</u>
Farms		
Total Number of Farms (2007)	662	85,260
Internet		
Number of Farms with Internet Access (2007)	301	43,127
Percent of all Farms with Internet Access (2007)	45.5%	50.6%
Number of Farms with High Speed Internet Access (2007)	208	24,824
Alternative Markets		
Number of Farms that Marketed Products through Community Supported Agriculture (CSA) (2007)	3	544
Number of Farms that Produced and Sold Value-Added Commodities (2007)	19	3,368
Organic Agriculture		
Number of Farms Using Organic Production (2007)	4	193
Total Acres Used for Organic Production (2007)	200	9,280
Acres Being Converted to Organic Production (2007)	(data not disclosed)	7,044

These data are from the 2007 Census of Agriculture
More data are available from the National Agricultural Statistics Service at:
<http://www.agcensus.usda.gov/>

Kentucky: By the Numbers is a program of the Department of Community and Leadership Development and the Kentucky Cooperative Extension Service, Community and Economic Development Programs at the University of Kentucky. For more information contact your local Cooperative Extension office or Dr. Julie N. Zimmerman, Department of Community and Leadership Development, 500 Garrigus Building, University of Kentucky, Lexington, KY 40546-0215, (859) 257-7583, email: jzimm@email.uky.edu.

Educational programs of the Kentucky Cooperative Extension Service serve all people regardless of race, color, age, sex, religion, disability, or national origin.
UNIVERSITY OF KENTUCKY, KENTUCKY STATE UNIVERSITY, U.S. DEPARTMENT OF AGRICULTURE, AND KENTUCKY COUNTIES, COOPERATING
An Equal Opportunity University



Department of Community and
Leadership Development
University of Kentucky

KENTUCKY: BY THE NUMBERS

~ New Issues in Agriculture ~

Jefferson County

Julie N. Zimmerman and Cecil J. Shelton
Department of Community and Leadership Development
July, 2009

COOPERATIVE
EXTENSION
SERVICE



UNIVERSITY OF KENTUCKY
College of Agriculture

Data from the 2007 Census of Agriculture were just released this year. Among the questions asked by the Census were several that reflect new issues in agriculture. This issue of Kentucky: By the Numbers provides data for several of these. The Census of Agriculture is conducted every five years and is an important source of agriculture data for every state and county.

"Kentucky: By the Numbers" is a series of county profiles produced on an occasional basis which are developed to support local decision making. The entire series is available online at <http://www.ca.uky.edu/snarl>.

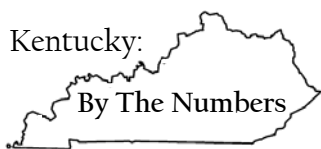
	<u>County</u>	<u>State</u>
Farms		
Total Number of Farms (2007)	475	85,260
Internet		
Number of Farms with Internet Access (2007)	283	43,127
Percent of all Farms with Internet Access (2007)	59.6%	50.6%
Number of Farms with High Speed Internet Access (2007)	228	24,824
Alternative Markets		
Number of Farms that Marketed Products through Community Supported Agriculture (CSA) (2007)	2	544
Number of Farms that Produced and Sold Value-Added Commodities (2007)	20	3,368
Organic Agriculture		
Number of Farms Using Organic Production (2007)	2	193
Total Acres Used for Organic Production (2007)	(data not disclosed)	9,280
Acres Being Converted to Organic Production (2007)	948	7,044

These data are from the 2007 Census of Agriculture
More data are available from the National Agricultural Statistics Service at:

<http://www.agcensus.usda.gov/>

Kentucky: By the Numbers is a program of the Department of Community and Leadership Development and the Kentucky Cooperative Extension Service, Community and Economic Development Programs at the University of Kentucky. For more information contact your local Cooperative Extension office or Dr. Julie N. Zimmerman, Department of Community and Leadership Development, 500 Garrigus Building, University of Kentucky, Lexington, KY 40546-0215, (859) 257-7583, email: jzimm@email.uky.edu.

Educational programs of the Kentucky Cooperative Extension Service serve all people regardless of race, color, age, sex, religion, disability, or national origin.
UNIVERSITY OF KENTUCKY, KENTUCKY STATE UNIVERSITY, U.S. DEPARTMENT OF AGRICULTURE, AND KENTUCKY COUNTIES, COOPERATING
An Equal Opportunity University



Department of Community and
Leadership Development
University of Kentucky

KENTUCKY: BY THE NUMBERS

~ New Issues in Agriculture ~

Jessamine County

Julie N. Zimmerman and Cecil J. Shelton
Department of Community and Leadership Development
July, 2009

COOPERATIVE
EXTENSION
SERVICE



UNIVERSITY OF KENTUCKY
College of Agriculture

Data from the 2007 Census of Agriculture were just released this year. Among the questions asked by the Census were several that reflect new issues in agriculture. This issue of Kentucky: By the Numbers provides data for several of these. The Census of Agriculture is conducted every five years and is an important source of agriculture data for every state and county.

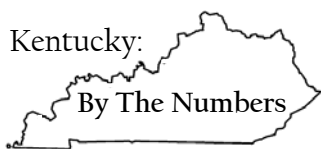
"Kentucky: By the Numbers" is a series of county profiles produced on an occasional basis which are developed to support local decision making. The entire series is available online at <http://www.ca.uky.edu/snarl>.

	<u>County</u>	<u>State</u>
Farms		
Total Number of Farms (2007)	711	85,260
Internet		
Number of Farms with Internet Access (2007)	423	43,127
Percent of all Farms with Internet Access (2007)	59.5%	50.6%
Number of Farms with High Speed Internet Access (2007)	353	24,824
Alternative Markets		
Number of Farms that Marketed Products through Community Supported Agriculture (CSA) (2007)	3	544
Number of Farms that Produced and Sold Value-Added Commodities (2007)	26	3,368
Organic Agriculture		
Number of Farms Using Organic Production (2007)	0	193
Total Acres Used for Organic Production (2007)	0	9,280
Acres Being Converted to Organic Production (2007)	(data not disclosed)	7,044

These data are from the 2007 Census of Agriculture
More data are available from the National Agricultural Statistics Service at:
<http://www.agcensus.usda.gov/>

Kentucky: By the Numbers is a program of the Department of Community and Leadership Development and the Kentucky Cooperative Extension Service, Community and Economic Development Programs at the University of Kentucky. For more information contact your local Cooperative Extension office or Dr. Julie N. Zimmerman, Department of Community and Leadership Development, 500 Garrigus Building, University of Kentucky, Lexington, KY 40546-0215, (859) 257-7583, email: jzimm@email.uky.edu.

Educational programs of the Kentucky Cooperative Extension Service serve all people regardless of race, color, age, sex, religion, disability, or national origin.
UNIVERSITY OF KENTUCKY, KENTUCKY STATE UNIVERSITY, U.S. DEPARTMENT OF AGRICULTURE, AND KENTUCKY COUNTIES, COOPERATING
An Equal Opportunity University



Department of Community and
Leadership Development
University of Kentucky

KENTUCKY: BY THE NUMBERS

~ New Issues in Agriculture ~

Johnson County

Julie N. Zimmerman and Cecil J. Shelton
Department of Community and Leadership Development
July, 2009

COOPERATIVE
EXTENSION
SERVICE



UNIVERSITY OF KENTUCKY
College of Agriculture

Data from the 2007 Census of Agriculture were just released this year. Among the questions asked by the Census were several that reflect new issues in agriculture. This issue of Kentucky: By the Numbers provides data for several of these. The Census of Agriculture is conducted every five years and is an important source of agriculture data for every state and county.

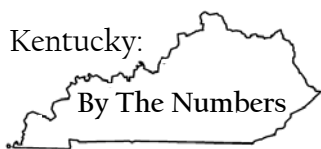
"Kentucky: By the Numbers" is a series of county profiles produced on an occasional basis which are developed to support local decision making. The entire series is available online at <http://www.ca.uky.edu/snarl>.

	<u>County</u>	<u>State</u>
Farms		
Total Number of Farms (2007)	198	85,260
Internet		
Number of Farms with Internet Access (2007)	115	43,127
<i>Percent of all Farms with Internet Access (2007)</i>	<i>58.1%</i>	<i>50.6%</i>
Number of Farms with High Speed Internet Access (2007)	76	24,824
Alternative Markets		
Number of Farms that Marketed Products through Community Supported Agriculture (CSA) (2007)	4	544
Number of Farms that Produced and Sold Value-Added Commodities (2007)	10	3,368
Organic Agriculture		
Number of Farms Using Organic Production (2007)	0	193
Total Acres Used for Organic Production (2007)	0	9,280
Acres Being Converted to Organic Production (2007)	0	7,044

These data are from the 2007 Census of Agriculture
More data are available from the National Agricultural Statistics Service at:
<http://www.agcensus.usda.gov/>

Kentucky: By the Numbers is a program of the Department of Community and Leadership Development and the Kentucky Cooperative Extension Service, Community and Economic Development Programs at the University of Kentucky. For more information contact your local Cooperative Extension office or Dr. Julie N. Zimmerman, Department of Community and Leadership Development, 500 Garrigus Building, University of Kentucky, Lexington, KY 40546-0215, (859) 257-7583, email: jzimm@email.uky.edu.

Educational programs of the Kentucky Cooperative Extension Service serve all people regardless of race, color, age, sex, religion, disability, or national origin.
UNIVERSITY OF KENTUCKY, KENTUCKY STATE UNIVERSITY, U.S. DEPARTMENT OF AGRICULTURE, AND KENTUCKY COUNTIES, COOPERATING
An Equal Opportunity University



Department of Community and
Leadership Development
University of Kentucky

KENTUCKY: BY THE NUMBERS

~ New Issues in Agriculture ~

Kenton County

Julie N. Zimmerman and Cecil J. Shelton
Department of Community and Leadership Development
July, 2009

COOPERATIVE
EXTENSION
SERVICE



UNIVERSITY OF KENTUCKY
College of Agriculture

Data from the 2007 Census of Agriculture were just released this year. Among the questions asked by the Census were several that reflect new issues in agriculture. This issue of Kentucky: By the Numbers provides data for several of these. The Census of Agriculture is conducted every five years and is an important source of agriculture data for every state and county.

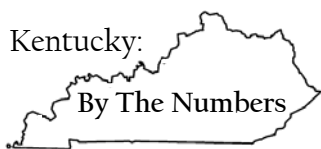
"Kentucky: By the Numbers" is a series of county profiles produced on an occasional basis which are developed to support local decision making. The entire series is available online at <http://www.ca.uky.edu/snarl>.

	<u>County</u>	<u>State</u>
Farms		
Total Number of Farms (2007)	481	85,260
Internet		
Number of Farms with Internet Access (2007)	254	43,127
Percent of all Farms with Internet Access (2007)	52.8%	50.6%
Number of Farms with High Speed Internet Access (2007)	146	24,824
Alternative Markets		
Number of Farms that Marketed Products through Community Supported Agriculture (CSA) (2007)	2	544
Number of Farms that Produced and Sold Value-Added Commodities (2007)	20	3,368
Organic Agriculture		
Number of Farms Using Organic Production (2007)	2	193
Total Acres Used for Organic Production (2007)	(data not disclosed)	9,280
Acres Being Converted to Organic Production (2007)	0	7,044

These data are from the 2007 Census of Agriculture
More data are available from the National Agricultural Statistics Service at:
<http://www.agcensus.usda.gov/>

Kentucky: By the Numbers is a program of the Department of Community and Leadership Development and the Kentucky Cooperative Extension Service, Community and Economic Development Programs at the University of Kentucky. For more information contact your local Cooperative Extension office or Dr. Julie N. Zimmerman, Department of Community and Leadership Development, 500 Garrigus Building, University of Kentucky, Lexington, KY 40546-0215, (859) 257-7583, email: jzimm@email.uky.edu.

Educational programs of the Kentucky Cooperative Extension Service serve all people regardless of race, color, age, sex, religion, disability, or national origin.
UNIVERSITY OF KENTUCKY, KENTUCKY STATE UNIVERSITY, U.S. DEPARTMENT OF AGRICULTURE, AND KENTUCKY COUNTIES, COOPERATING
An Equal Opportunity University



Department of Community and
Leadership Development
University of Kentucky

KENTUCKY: BY THE NUMBERS

~ New Issues in Agriculture ~

Knott County

Julie N. Zimmerman and Cecil J. Shelton
Department of Community and Leadership Development
July, 2009

COOPERATIVE
EXTENSION
SERVICE



UNIVERSITY OF KENTUCKY
College of Agriculture

Data from the 2007 Census of Agriculture were just released this year. Among the questions asked by the Census were several that reflect new issues in agriculture. This issue of Kentucky: By the Numbers provides data for several of these. The Census of Agriculture is conducted every five years and is an important source of agriculture data for every state and county.

"Kentucky: By the Numbers" is a series of county profiles produced on an occasional basis which are developed to support local decision making. The entire series is available online at <http://www.ca.uky.edu/snarl>.

	<u>County</u>	<u>State</u>
Farms		
Total Number of Farms (2007)	46	85,260
Internet		
Number of Farms with Internet Access (2007)	22	43,127
Percent of all Farms with Internet Access (2007)	47.8%	50.6%
Number of Farms with High Speed Internet Access (2007)	15	24,824
Alternative Markets		
Number of Farms that Marketed Products through Community Supported Agriculture (CSA) (2007)	0	544
Number of Farms that Produced and Sold Value-Added Commodities (2007)	2	3,368
Organic Agriculture		
Number of Farms Using Organic Production (2007)	0	193
Total Acres Used for Organic Production (2007)	0	9,280
Acres Being Converted to Organic Production (2007)	0	7,044

These data are from the 2007 Census of Agriculture
More data are available from the National Agricultural Statistics Service at:
<http://www.agcensus.usda.gov/>

Kentucky: By the Numbers is a program of the Department of Community and Leadership Development and the Kentucky Cooperative Extension Service, Community and Economic Development Programs at the University of Kentucky. For more information contact your local Cooperative Extension office or Dr. Julie N. Zimmerman, Department of Community and Leadership Development, 500 Garrigus Building, University of Kentucky, Lexington, KY 40546-0215, (859) 257-7583, email: jzimm@email.uky.edu.

Educational programs of the Kentucky Cooperative Extension Service serve all people regardless of race, color, age, sex, religion, disability, or national origin.
UNIVERSITY OF KENTUCKY, KENTUCKY STATE UNIVERSITY, U.S. DEPARTMENT OF AGRICULTURE, AND KENTUCKY COUNTIES, COOPERATING
An Equal Opportunity University