



Department of Community and
Leadership Development
University of Kentucky

KENTUCKY: BY THE NUMBERS

~ New Issues in Agriculture ~

Carroll County

Julie N. Zimmerman and Cecil J. Shelton
Department of Community and Leadership Development
July, 2009

COOPERATIVE
EXTENSION
SERVICE



UNIVERSITY OF KENTUCKY
College of Agriculture

Data from the 2007 Census of Agriculture were just released this year. Among the questions asked by the Census were several that reflect new issues in agriculture. This issue of Kentucky: By the Numbers provides data for several of these. The Census of Agriculture is conducted every five years and is an important source of agriculture data for every state and county.

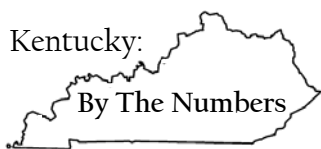
"Kentucky: By the Numbers" is a series of county profiles produced on an occasional basis which are developed to support local decision making. The entire series is available online at <http://www.ca.uky.edu/snarl>.

	<u>County</u>	<u>State</u>
Farms		
Total Number of Farms (2007)	326	85,260
Internet		
Number of Farms with Internet Access (2007)	185	43,127
Percent of all Farms with Internet Access (2007)	56.7%	50.6%
Number of Farms with High Speed Internet Access (2007)	60	24,824
Alternative Markets		
Number of Farms that Marketed Products through Community Supported Agriculture (CSA) (2007)	5	544
Number of Farms that Produced and Sold Value-Added Commodities (2007)	24	3,368
Organic Agriculture		
Number of Farms Using Organic Production (2007)	1	193
Total Acres Used for Organic Production (2007)	(data not disclosed)	9,280
Acres Being Converted to Organic Production (2007)	0	7,044

These data are from the 2007 Census of Agriculture
More data are available from the National Agricultural Statistics Service at:
<http://www.agcensus.usda.gov/>

Kentucky: By the Numbers is a program of the Department of Community and Leadership Development and the Kentucky Cooperative Extension Service, Community and Economic Development Programs at the University of Kentucky. For more information contact your local Cooperative Extension office or Dr. Julie N. Zimmerman, Department of Community and Leadership Development, 500 Garrigus Building, University of Kentucky, Lexington, KY 40546-0215, (859) 257-7583, email: jzimm@email.uky.edu.

Educational programs of the Kentucky Cooperative Extension Service serve all people regardless of race, color, age, sex, religion, disability, or national origin.
UNIVERSITY OF KENTUCKY, KENTUCKY STATE UNIVERSITY, U.S. DEPARTMENT OF AGRICULTURE, AND KENTUCKY COUNTIES, COOPERATING
An Equal Opportunity University



Department of Community and
Leadership Development
University of Kentucky

KENTUCKY: BY THE NUMBERS

~ New Issues in Agriculture ~

Carter County

Julie N. Zimmerman and Cecil J. Shelton
Department of Community and Leadership Development
July, 2009

COOPERATIVE
EXTENSION
SERVICE



UNIVERSITY OF KENTUCKY
College of Agriculture

Data from the 2007 Census of Agriculture were just released this year. Among the questions asked by the Census were several that reflect new issues in agriculture. This issue of Kentucky: By the Numbers provides data for several of these. The Census of Agriculture is conducted every five years and is an important source of agriculture data for every state and county.

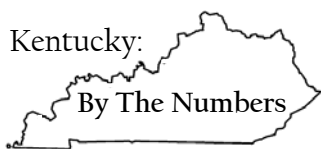
"Kentucky: By the Numbers" is a series of county profiles produced on an occasional basis which are developed to support local decision making. The entire series is available online at <http://www.ca.uky.edu/snarl>.

	<u>County</u>	<u>State</u>
Farms		
Total Number of Farms (2007)	895	85,260
Internet		
Number of Farms with Internet Access (2007)	423	43,127
<i>Percent of all Farms with Internet Access (2007)</i>	<i>47.3%</i>	<i>50.6%</i>
Number of Farms with High Speed Internet Access (2007)	283	24,824
Alternative Markets		
Number of Farms that Marketed Products through Community Supported Agriculture (CSA) (2007)	10	544
Number of Farms that Produced and Sold Value-Added Commodities (2007)	26	3,368
Organic Agriculture		
Number of Farms Using Organic Production (2007)	0	193
Total Acres Used for Organic Production (2007)	0	9,280
Acres Being Converted to Organic Production (2007)	6	7,044

These data are from the 2007 Census of Agriculture
More data are available from the National Agricultural Statistics Service at:
<http://www.agcensus.usda.gov/>

Kentucky: By the Numbers is a program of the Department of Community and Leadership Development and the Kentucky Cooperative Extension Service, Community and Economic Development Programs at the University of Kentucky. For more information contact your local Cooperative Extension office or Dr. Julie N. Zimmerman, Department of Community and Leadership Development, 500 Garrigus Building, University of Kentucky, Lexington, KY 40546-0215, (859) 257-7583, email: jzimm@email.uky.edu.

Educational programs of the Kentucky Cooperative Extension Service serve all people regardless of race, color, age, sex, religion, disability, or national origin.
UNIVERSITY OF KENTUCKY, KENTUCKY STATE UNIVERSITY, U.S. DEPARTMENT OF AGRICULTURE, AND KENTUCKY COUNTIES, COOPERATING
An Equal Opportunity University



Department of Community and
Leadership Development
University of Kentucky

KENTUCKY: BY THE NUMBERS

~ New Issues in Agriculture ~

Casey County

Julie N. Zimmerman and Cecil J. Shelton
Department of Community and Leadership Development
July, 2009

COOPERATIVE
EXTENSION
SERVICE



UNIVERSITY OF KENTUCKY
College of Agriculture

Data from the 2007 Census of Agriculture were just released this year. Among the questions asked by the Census were several that reflect new issues in agriculture. This issue of Kentucky: By the Numbers provides data for several of these. The Census of Agriculture is conducted every five years and is an important source of agriculture data for every state and county.

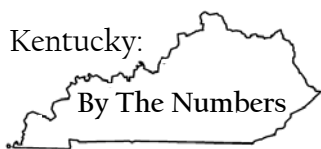
"Kentucky: By the Numbers" is a series of county profiles produced on an occasional basis which are developed to support local decision making. The entire series is available online at <http://www.ca.uky.edu/snarl>.

	<u>County</u>	<u>State</u>
Farms		
Total Number of Farms (2007)	1,286	85,260
Internet		
Number of Farms with Internet Access (2007)	465	43,127
<i>Percent of all Farms with Internet Access (2007)</i>	<i>36.2%</i>	<i>50.6%</i>
Number of Farms with High Speed Internet Access (2007)	238	24,824
Alternative Markets		
Number of Farms that Marketed Products through Community Supported Agriculture (CSA) (2007)	12	544
Number of Farms that Produced and Sold Value-Added Commodities (2007)	44	3,368
Organic Agriculture		
Number of Farms Using Organic Production (2007)	6	193
Total Acres Used for Organic Production (2007)	59	9,280
Acres Being Converted to Organic Production (2007)	(data not disclosed)	7,044

These data are from the 2007 Census of Agriculture
More data are available from the National Agricultural Statistics Service at:
<http://www.agcensus.usda.gov/>

Kentucky: By the Numbers is a program of the Department of Community and Leadership Development and the Kentucky Cooperative Extension Service, Community and Economic Development Programs at the University of Kentucky. For more information contact your local Cooperative Extension office or Dr. Julie N. Zimmerman, Department of Community and Leadership Development, 500 Garrigus Building, University of Kentucky, Lexington, KY 40546-0215, (859) 257-7583, email: jzimm@email.uky.edu.

Educational programs of the Kentucky Cooperative Extension Service serve all people regardless of race, color, age, sex, religion, disability, or national origin.
UNIVERSITY OF KENTUCKY, KENTUCKY STATE UNIVERSITY, U.S. DEPARTMENT OF AGRICULTURE, AND KENTUCKY COUNTIES, COOPERATING
An Equal Opportunity University



Department of Community and
Leadership Development
University of Kentucky

KENTUCKY: BY THE NUMBERS

~ New Issues in Agriculture ~

Christian County

Julie N. Zimmerman and Cecil J. Shelton
Department of Community and Leadership Development
July, 2009

COOPERATIVE
EXTENSION
SERVICE



UNIVERSITY OF KENTUCKY
College of Agriculture

Data from the 2007 Census of Agriculture were just released this year. Among the questions asked by the Census were several that reflect new issues in agriculture. This issue of Kentucky: By the Numbers provides data for several of these. The Census of Agriculture is conducted every five years and is an important source of agriculture data for every state and county.

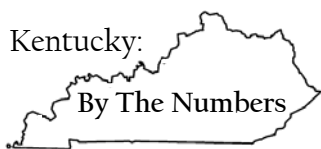
"Kentucky: By the Numbers" is a series of county profiles produced on an occasional basis which are developed to support local decision making. The entire series is available online at <http://www.ca.uky.edu/snarl>.

	<u>County</u>	<u>State</u>
Farms		
Total Number of Farms (2007)	1,324	85,260
Internet		
Number of Farms with Internet Access (2007)	578	43,127
<i>Percent of all Farms with Internet Access (2007)</i>	<i>43.7%</i>	<i>50.6%</i>
Number of Farms with High Speed Internet Access (2007)	277	24,824
Alternative Markets		
Number of Farms that Marketed Products through Community Supported Agriculture (CSA) (2007)	18	544
Number of Farms that Produced and Sold Value-Added Commodities (2007)	49	3,368
Organic Agriculture		
Number of Farms Using Organic Production (2007)	0	193
Total Acres Used for Organic Production (2007)	0	9,280
Acres Being Converted to Organic Production (2007)	255	7,044

These data are from the 2007 Census of Agriculture
More data are available from the National Agricultural Statistics Service at:
<http://www.agcensus.usda.gov/>

Kentucky: By the Numbers is a program of the Department of Community and Leadership Development and the Kentucky Cooperative Extension Service, Community and Economic Development Programs at the University of Kentucky. For more information contact your local Cooperative Extension office or Dr. Julie N. Zimmerman, Department of Community and Leadership Development, 500 Garrigus Building, University of Kentucky, Lexington, KY 40546-0215, (859) 257-7583, email: jzimm@email.uky.edu.

Educational programs of the Kentucky Cooperative Extension Service serve all people regardless of race, color, age, sex, religion, disability, or national origin.
UNIVERSITY OF KENTUCKY, KENTUCKY STATE UNIVERSITY, U.S. DEPARTMENT OF AGRICULTURE, AND KENTUCKY COUNTIES, COOPERATING
An Equal Opportunity University



Department of Community and
Leadership Development
University of Kentucky

KENTUCKY: BY THE NUMBERS

~ New Issues in Agriculture ~

Clark County

Julie N. Zimmerman and Cecil J. Shelton
Department of Community and Leadership Development
July, 2009

COOPERATIVE
EXTENSION
SERVICE



UNIVERSITY OF KENTUCKY
College of Agriculture

Data from the 2007 Census of Agriculture were just released this year. Among the questions asked by the Census were several that reflect new issues in agriculture. This issue of Kentucky: By the Numbers provides data for several of these. The Census of Agriculture is conducted every five years and is an important source of agriculture data for every state and county.

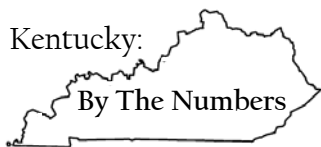
"Kentucky: By the Numbers" is a series of county profiles produced on an occasional basis which are developed to support local decision making. The entire series is available online at <http://www.ca.uky.edu/snarl>.

	<u>County</u>	<u>State</u>
Farms		
Total Number of Farms (2007)	907	85,260
Internet		
Number of Farms with Internet Access (2007)	495	43,127
<i>Percent of all Farms with Internet Access (2007)</i>	<i>54.6%</i>	<i>50.6%</i>
Number of Farms with High Speed Internet Access (2007)	257	24,824
Alternative Markets		
Number of Farms that Marketed Products through Community Supported Agriculture (CSA) (2007)	5	544
Number of Farms that Produced and Sold Value-Added Commodities (2007)	31	3,368
Organic Agriculture		
Number of Farms Using Organic Production (2007)	4	193
Total Acres Used for Organic Production (2007)	202	9,280
Acres Being Converted to Organic Production (2007)	108	7,044

These data are from the 2007 Census of Agriculture
More data are available from the National Agricultural Statistics Service at:
<http://www.agcensus.usda.gov/>

Kentucky: By the Numbers is a program of the Department of Community and Leadership Development and the Kentucky Cooperative Extension Service, Community and Economic Development Programs at the University of Kentucky. For more information contact your local Cooperative Extension office or Dr. Julie N. Zimmerman, Department of Community and Leadership Development, 500 Garrigus Building, University of Kentucky, Lexington, KY 40546-0215, (859) 257-7583, email: jzimm@email.uky.edu.

Educational programs of the Kentucky Cooperative Extension Service serve all people regardless of race, color, age, sex, religion, disability, or national origin.
UNIVERSITY OF KENTUCKY, KENTUCKY STATE UNIVERSITY, U.S. DEPARTMENT OF AGRICULTURE, AND KENTUCKY COUNTIES, COOPERATING
An Equal Opportunity University



Department of Community and
Leadership Development
University of Kentucky

KENTUCKY: BY THE NUMBERS

~ New Issues in Agriculture ~

Clay County

Julie N. Zimmerman and Cecil J. Shelton
Department of Community and Leadership Development
July, 2009

COOPERATIVE
EXTENSION
SERVICE



UNIVERSITY OF KENTUCKY
College of Agriculture

Data from the 2007 Census of Agriculture were just released this year. Among the questions asked by the Census were several that reflect new issues in agriculture. This issue of Kentucky: By the Numbers provides data for several of these. The Census of Agriculture is conducted every five years and is an important source of agriculture data for every state and county.

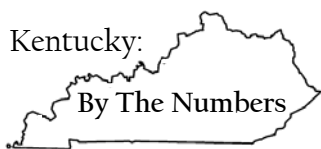
"Kentucky: By the Numbers" is a series of county profiles produced on an occasional basis which are developed to support local decision making. The entire series is available online at <http://www.ca.uky.edu/snarl>.

	<u>County</u>	<u>State</u>
Farms		
Total Number of Farms (2007)	336	85,260
Internet		
Number of Farms with Internet Access (2007)	156	43,127
Percent of all Farms with Internet Access (2007)	46.4%	50.6%
Number of Farms with High Speed Internet Access (2007)	105	24,824
Alternative Markets		
Number of Farms that Marketed Products through Community Supported Agriculture (CSA) (2007)	4	544
Number of Farms that Produced and Sold Value-Added Commodities (2007)	13	3,368
Organic Agriculture		
Number of Farms Using Organic Production (2007)	1	193
Total Acres Used for Organic Production (2007)	(data not disclosed)	9,280
Acres Being Converted to Organic Production (2007)	0	7,044

These data are from the 2007 Census of Agriculture
More data are available from the National Agricultural Statistics Service at:
<http://www.agcensus.usda.gov/>

Kentucky: By the Numbers is a program of the Department of Community and Leadership Development and the Kentucky Cooperative Extension Service, Community and Economic Development Programs at the University of Kentucky. For more information contact your local Cooperative Extension office or Dr. Julie N. Zimmerman, Department of Community and Leadership Development, 500 Garrigus Building, University of Kentucky, Lexington, KY 40546-0215, (859) 257-7583, email: jzimm@email.uky.edu.

Educational programs of the Kentucky Cooperative Extension Service serve all people regardless of race, color, age, sex, religion, disability, or national origin.
UNIVERSITY OF KENTUCKY, KENTUCKY STATE UNIVERSITY, U.S. DEPARTMENT OF AGRICULTURE, AND KENTUCKY COUNTIES, COOPERATING
An Equal Opportunity University



Department of Community and
Leadership Development
University of Kentucky

KENTUCKY: BY THE NUMBERS

~ New Issues in Agriculture ~

Clinton County

Julie N. Zimmerman and Cecil J. Shelton
Department of Community and Leadership Development
July, 2009

COOPERATIVE
EXTENSION
SERVICE



UNIVERSITY OF KENTUCKY
College of Agriculture

Data from the 2007 Census of Agriculture were just released this year. Among the questions asked by the Census were several that reflect new issues in agriculture. This issue of Kentucky: By the Numbers provides data for several of these. The Census of Agriculture is conducted every five years and is an important source of agriculture data for every state and county.

"Kentucky: By the Numbers" is a series of county profiles produced on an occasional basis which are developed to support local decision making. The entire series is available online at <http://www.ca.uky.edu/snarl>.

	<u>County</u>	<u>State</u>
Farms		
Total Number of Farms (2007)	629	85,260
Internet		
Number of Farms with Internet Access (2007)	257	43,127
Percent of all Farms with Internet Access (2007)	40.9%	50.6%
Number of Farms with High Speed Internet Access (2007)	213	24,824
Alternative Markets		
Number of Farms that Marketed Products through Community Supported Agriculture (CSA) (2007)	0	544
Number of Farms that Produced and Sold Value-Added Commodities (2007)	18	3,368
Organic Agriculture		
Number of Farms Using Organic Production (2007)	0	193
Total Acres Used for Organic Production (2007)	0	9,280
Acres Being Converted to Organic Production (2007)	(data not disclosed)	7,044

These data are from the 2007 Census of Agriculture
More data are available from the National Agricultural Statistics Service at:
<http://www.agcensus.usda.gov/>

Kentucky: By the Numbers is a program of the Department of Community and Leadership Development and the Kentucky Cooperative Extension Service, Community and Economic Development Programs at the University of Kentucky. For more information contact your local Cooperative Extension office or Dr. Julie N. Zimmerman, Department of Community and Leadership Development, 500 Garrigus Building, University of Kentucky, Lexington, KY 40546-0215, (859) 257-7583, email: jzimm@email.uky.edu.

Educational programs of the Kentucky Cooperative Extension Service serve all people regardless of race, color, age, sex, religion, disability, or national origin.
UNIVERSITY OF KENTUCKY, KENTUCKY STATE UNIVERSITY, U.S. DEPARTMENT OF AGRICULTURE, AND KENTUCKY COUNTIES, COOPERATING
An Equal Opportunity University



Department of Community and
Leadership Development
University of Kentucky

KENTUCKY: BY THE NUMBERS

~ New Issues in Agriculture ~

Crittenden County

Julie N. Zimmerman and Cecil J. Shelton
Department of Community and Leadership Development
July, 2009

COOPERATIVE
EXTENSION
SERVICE



UNIVERSITY OF KENTUCKY
College of Agriculture

Data from the 2007 Census of Agriculture were just released this year. Among the questions asked by the Census were several that reflect new issues in agriculture. This issue of Kentucky: By the Numbers provides data for several of these. The Census of Agriculture is conducted every five years and is an important source of agriculture data for every state and county.

"Kentucky: By the Numbers" is a series of county profiles produced on an occasional basis which are developed to support local decision making. The entire series is available online at <http://www.ca.uky.edu/snarl>.

	<u>County</u>	<u>State</u>
Farms		
Total Number of Farms (2007)	740	85,260
Internet		
Number of Farms with Internet Access (2007)	334	43,127
Percent of all Farms with Internet Access (2007)	45.1%	50.6%
Number of Farms with High Speed Internet Access (2007)	140	24,824
Alternative Markets		
Number of Farms that Marketed Products through Community Supported Agriculture (CSA) (2007)	5	544
Number of Farms that Produced and Sold Value-Added Commodities (2007)	20	3,368
Organic Agriculture		
Number of Farms Using Organic Production (2007)	2	193
Total Acres Used for Organic Production (2007)	(data not disclosed)	9,280
Acres Being Converted to Organic Production (2007)	0	7,044

These data are from the 2007 Census of Agriculture
More data are available from the National Agricultural Statistics Service at:
<http://www.agcensus.usda.gov/>

Kentucky: By the Numbers is a program of the Department of Community and Leadership Development and the Kentucky Cooperative Extension Service, Community and Economic Development Programs at the University of Kentucky. For more information contact your local Cooperative Extension office or Dr. Julie N. Zimmerman, Department of Community and Leadership Development, 500 Garrigus Building, University of Kentucky, Lexington, KY 40546-0215, (859) 257-7583, email: jzimm@email.uky.edu.

Educational programs of the Kentucky Cooperative Extension Service serve all people regardless of race, color, age, sex, religion, disability, or national origin.
UNIVERSITY OF KENTUCKY, KENTUCKY STATE UNIVERSITY, U.S. DEPARTMENT OF AGRICULTURE, AND KENTUCKY COUNTIES, COOPERATING
An Equal Opportunity University



Department of Community and
Leadership Development
University of Kentucky

KENTUCKY: BY THE NUMBERS

~ New Issues in Agriculture ~

Cumberland County

Julie N. Zimmerman and Cecil J. Shelton
Department of Community and Leadership Development
July, 2009

COOPERATIVE
EXTENSION
SERVICE



UNIVERSITY OF KENTUCKY
College of Agriculture

Data from the 2007 Census of Agriculture were just released this year. Among the questions asked by the Census were several that reflect new issues in agriculture. This issue of Kentucky: By the Numbers provides data for several of these. The Census of Agriculture is conducted every five years and is an important source of agriculture data for every state and county.

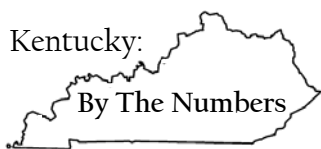
"Kentucky: By the Numbers" is a series of county profiles produced on an occasional basis which are developed to support local decision making. The entire series is available online at <http://www.ca.uky.edu/snarl>.

	<u>County</u>	<u>State</u>
Farms		
Total Number of Farms (2007)	507	85,260
Internet		
Number of Farms with Internet Access (2007)	223	43,127
<i>Percent of all Farms with Internet Access (2007)</i>	<i>44.0%</i>	<i>50.6%</i>
Number of Farms with High Speed Internet Access (2007)	164	24,824
Alternative Markets		
Number of Farms that Marketed Products through Community Supported Agriculture (CSA) (2007)	1	544
Number of Farms that Produced and Sold Value-Added Commodities (2007)	8	3,368
Organic Agriculture		
Number of Farms Using Organic Production (2007)	5	193
Total Acres Used for Organic Production (2007)	62	9,280
Acres Being Converted to Organic Production (2007)	0	7,044

These data are from the 2007 Census of Agriculture
More data are available from the National Agricultural Statistics Service at:
<http://www.agcensus.usda.gov/>

Kentucky: By the Numbers is a program of the Department of Community and Leadership Development and the Kentucky Cooperative Extension Service, Community and Economic Development Programs at the University of Kentucky. For more information contact your local Cooperative Extension office or Dr. Julie N. Zimmerman, Department of Community and Leadership Development, 500 Garrigus Building, University of Kentucky, Lexington, KY 40546-0215, (859) 257-7583, email: jzimm@email.uky.edu.

Educational programs of the Kentucky Cooperative Extension Service serve all people regardless of race, color, age, sex, religion, disability, or national origin.
UNIVERSITY OF KENTUCKY, KENTUCKY STATE UNIVERSITY, U.S. DEPARTMENT OF AGRICULTURE, AND KENTUCKY COUNTIES, COOPERATING
An Equal Opportunity University



Department of Community and
Leadership Development
University of Kentucky

KENTUCKY: BY THE NUMBERS

~ New Issues in Agriculture ~

Daviess County

Julie N. Zimmerman and Cecil J. Shelton
Department of Community and Leadership Development
July, 2009

COOPERATIVE
EXTENSION
SERVICE



UNIVERSITY OF KENTUCKY
College of Agriculture

Data from the 2007 Census of Agriculture were just released this year. Among the questions asked by the Census were several that reflect new issues in agriculture. This issue of Kentucky: By the Numbers provides data for several of these. The Census of Agriculture is conducted every five years and is an important source of agriculture data for every state and county.

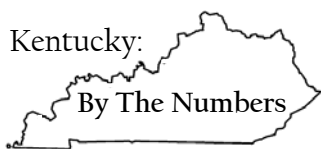
"Kentucky: By the Numbers" is a series of county profiles produced on an occasional basis which are developed to support local decision making. The entire series is available online at <http://www.ca.uky.edu/snarl>.

	<u>County</u>	<u>State</u>
Farms		
Total Number of Farms (2007)	1,008	85,260
Internet		
Number of Farms with Internet Access (2007)	571	43,127
<i>Percent of all Farms with Internet Access (2007)</i>	<i>56.6%</i>	<i>50.6%</i>
Number of Farms with High Speed Internet Access (2007)	271	24,824
Alternative Markets		
Number of Farms that Marketed Products through Community Supported Agriculture (CSA) (2007)	6	544
Number of Farms that Produced and Sold Value-Added Commodities (2007)	42	3,368
Organic Agriculture		
Number of Farms Using Organic Production (2007)	0	193
Total Acres Used for Organic Production (2007)	0	9,280
Acres Being Converted to Organic Production (2007)	0	7,044

These data are from the 2007 Census of Agriculture
More data are available from the National Agricultural Statistics Service at:
<http://www.agcensus.usda.gov/>

Kentucky: By the Numbers is a program of the Department of Community and Leadership Development and the Kentucky Cooperative Extension Service, Community and Economic Development Programs at the University of Kentucky. For more information contact your local Cooperative Extension office or Dr. Julie N. Zimmerman, Department of Community and Leadership Development, 500 Garrigus Building, University of Kentucky, Lexington, KY 40546-0215, (859) 257-7583, email: jzimm@email.uky.edu.

Educational programs of the Kentucky Cooperative Extension Service serve all people regardless of race, color, age, sex, religion, disability, or national origin.
UNIVERSITY OF KENTUCKY, KENTUCKY STATE UNIVERSITY, U.S. DEPARTMENT OF AGRICULTURE, AND KENTUCKY COUNTIES, COOPERATING
An Equal Opportunity University



Department of Community and
Leadership Development
University of Kentucky

KENTUCKY: BY THE NUMBERS

~ New Issues in Agriculture ~

Edmonson County

Julie N. Zimmerman and Cecil J. Shelton
Department of Community and Leadership Development
July, 2009

COOPERATIVE
EXTENSION
SERVICE



UNIVERSITY OF KENTUCKY
College of Agriculture

Data from the 2007 Census of Agriculture were just released this year. Among the questions asked by the Census were several that reflect new issues in agriculture. This issue of Kentucky: By the Numbers provides data for several of these. The Census of Agriculture is conducted every five years and is an important source of agriculture data for every state and county.

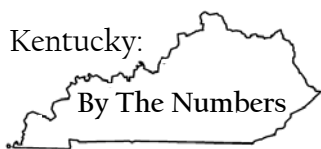
"Kentucky: By the Numbers" is a series of county profiles produced on an occasional basis which are developed to support local decision making. The entire series is available online at <http://www.ca.uky.edu/snarl>.

	<u>County</u>	<u>State</u>
Farms		
Total Number of Farms (2007)	712	85,260
Internet		
Number of Farms with Internet Access (2007)	317	43,127
Percent of all Farms with Internet Access (2007)	44.5%	50.6%
Number of Farms with High Speed Internet Access (2007)	197	24,824
Alternative Markets		
Number of Farms that Marketed Products through Community Supported Agriculture (CSA) (2007)	1	544
Number of Farms that Produced and Sold Value-Added Commodities (2007)	21	3,368
Organic Agriculture		
Number of Farms Using Organic Production (2007)	0	193
Total Acres Used for Organic Production (2007)	0	9,280
Acres Being Converted to Organic Production (2007)	(data not disclosed)	7,044

These data are from the 2007 Census of Agriculture
More data are available from the National Agricultural Statistics Service at:
<http://www.agcensus.usda.gov/>

Kentucky: By the Numbers is a program of the Department of Community and Leadership Development and the Kentucky Cooperative Extension Service, Community and Economic Development Programs at the University of Kentucky. For more information contact your local Cooperative Extension office or Dr. Julie N. Zimmerman, Department of Community and Leadership Development, 500 Garrigus Building, University of Kentucky, Lexington, KY 40546-0215, (859) 257-7583, email: jzimm@email.uky.edu.

Educational programs of the Kentucky Cooperative Extension Service serve all people regardless of race, color, age, sex, religion, disability, or national origin.
UNIVERSITY OF KENTUCKY, KENTUCKY STATE UNIVERSITY, U.S. DEPARTMENT OF AGRICULTURE, AND KENTUCKY COUNTIES, COOPERATING
An Equal Opportunity University



Department of Community and
Leadership Development
University of Kentucky

KENTUCKY: BY THE NUMBERS

~ New Issues in Agriculture ~

Elliott County

Julie N. Zimmerman and Cecil J. Shelton
Department of Community and Leadership Development
July, 2009

COOPERATIVE
EXTENSION
SERVICE



UNIVERSITY OF KENTUCKY
College of Agriculture

Data from the 2007 Census of Agriculture were just released this year. Among the questions asked by the Census were several that reflect new issues in agriculture. This issue of Kentucky: By the Numbers provides data for several of these. The Census of Agriculture is conducted every five years and is an important source of agriculture data for every state and county.

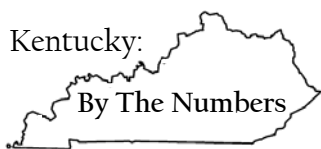
"Kentucky: By the Numbers" is a series of county profiles produced on an occasional basis which are developed to support local decision making. The entire series is available online at <http://www.ca.uky.edu/snarl>.

	<u>County</u>	<u>State</u>
Farms		
Total Number of Farms (2007)	448	85,260
Internet		
Number of Farms with Internet Access (2007)	208	43,127
Percent of all Farms with Internet Access (2007)	46.4%	50.6%
Number of Farms with High Speed Internet Access (2007)	98	24,824
Alternative Markets		
Number of Farms that Marketed Products through Community Supported Agriculture (CSA) (2007)	1	544
Number of Farms that Produced and Sold Value-Added Commodities (2007)	17	3,368
Organic Agriculture		
Number of Farms Using Organic Production (2007)	1	193
Total Acres Used for Organic Production (2007)	(data not disclosed)	9,280
Acres Being Converted to Organic Production (2007)	(data not disclosed)	7,044

These data are from the 2007 Census of Agriculture
More data are available from the National Agricultural Statistics Service at:
<http://www.agcensus.usda.gov/>

Kentucky: By the Numbers is a program of the Department of Community and Leadership Development and the Kentucky Cooperative Extension Service, Community and Economic Development Programs at the University of Kentucky. For more information contact your local Cooperative Extension office or Dr. Julie N. Zimmerman, Department of Community and Leadership Development, 500 Garrigus Building, University of Kentucky, Lexington, KY 40546-0215, (859) 257-7583, email: jzimm@email.uky.edu.

Educational programs of the Kentucky Cooperative Extension Service serve all people regardless of race, color, age, sex, religion, disability, or national origin.
UNIVERSITY OF KENTUCKY, KENTUCKY STATE UNIVERSITY, U.S. DEPARTMENT OF AGRICULTURE, AND KENTUCKY COUNTIES, COOPERATING
An Equal Opportunity University



Department of Community and
Leadership Development
University of Kentucky

KENTUCKY: BY THE NUMBERS

~ New Issues in Agriculture ~

Estill County

Julie N. Zimmerman and Cecil J. Shelton
Department of Community and Leadership Development
July, 2009

COOPERATIVE
EXTENSION
SERVICE



UNIVERSITY OF KENTUCKY
College of Agriculture

Data from the 2007 Census of Agriculture were just released this year. Among the questions asked by the Census were several that reflect new issues in agriculture. This issue of Kentucky: By the Numbers provides data for several of these. The Census of Agriculture is conducted every five years and is an important source of agriculture data for every state and county.

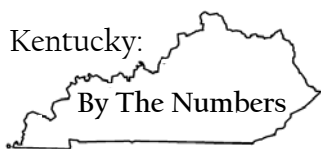
"Kentucky: By the Numbers" is a series of county profiles produced on an occasional basis which are developed to support local decision making. The entire series is available online at <http://www.ca.uky.edu/snarl>.

	<u>County</u>	<u>State</u>
Farms		
Total Number of Farms (2007)	456	85,260
Internet		
Number of Farms with Internet Access (2007)	213	43,127
Percent of all Farms with Internet Access (2007)	46.7%	50.6%
Number of Farms with High Speed Internet Access (2007)	127	24,824
Alternative Markets		
Number of Farms that Marketed Products through Community Supported Agriculture (CSA) (2007)	4	544
Number of Farms that Produced and Sold Value-Added Commodities (2007)	23	3,368
Organic Agriculture		
Number of Farms Using Organic Production (2007)	2	193
Total Acres Used for Organic Production (2007)	(data not disclosed)	9,280
Acres Being Converted to Organic Production (2007)	(data not disclosed)	7,044

These data are from the 2007 Census of Agriculture
More data are available from the National Agricultural Statistics Service at:
<http://www.agcensus.usda.gov/>

Kentucky: By the Numbers is a program of the Department of Community and Leadership Development and the Kentucky Cooperative Extension Service, Community and Economic Development Programs at the University of Kentucky. For more information contact your local Cooperative Extension office or Dr. Julie N. Zimmerman, Department of Community and Leadership Development, 500 Garrigus Building, University of Kentucky, Lexington, KY 40546-0215, (859) 257-7583, email: jzimm@email.uky.edu.

Educational programs of the Kentucky Cooperative Extension Service serve all people regardless of race, color, age, sex, religion, disability, or national origin.
UNIVERSITY OF KENTUCKY, KENTUCKY STATE UNIVERSITY, U.S. DEPARTMENT OF AGRICULTURE, AND KENTUCKY COUNTIES, COOPERATING
An Equal Opportunity University



Department of Community and
Leadership Development
University of Kentucky

KENTUCKY: BY THE NUMBERS

~ New Issues in Agriculture ~

Fayette County

Julie N. Zimmerman and Cecil J. Shelton
Department of Community and Leadership Development
July, 2009

COOPERATIVE
EXTENSION
SERVICE



UNIVERSITY OF KENTUCKY
College of Agriculture

Data from the 2007 Census of Agriculture were just released this year. Among the questions asked by the Census were several that reflect new issues in agriculture. This issue of Kentucky: By the Numbers provides data for several of these. The Census of Agriculture is conducted every five years and is an important source of agriculture data for every state and county.

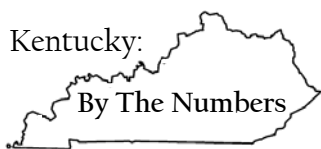
"Kentucky: By the Numbers" is a series of county profiles produced on an occasional basis which are developed to support local decision making. The entire series is available online at <http://www.ca.uky.edu/snarl>.

	<u>County</u>	<u>State</u>
Farms		
Total Number of Farms (2007)	810	85,260
Internet		
Number of Farms with Internet Access (2007)	626	43,127
Percent of all Farms with Internet Access (2007)	77.3%	50.6%
Number of Farms with High Speed Internet Access (2007)	534	24,824
Alternative Markets		
Number of Farms that Marketed Products through Community Supported Agriculture (CSA) (2007)	11	544
Number of Farms that Produced and Sold Value-Added Commodities (2007)	34	3,368
Organic Agriculture		
Number of Farms Using Organic Production (2007)	8	193
Total Acres Used for Organic Production (2007)	44	9,280
Acres Being Converted to Organic Production (2007)	23	7,044

These data are from the 2007 Census of Agriculture
More data are available from the National Agricultural Statistics Service at:
<http://www.agcensus.usda.gov/>

Kentucky: By the Numbers is a program of the Department of Community and Leadership Development and the Kentucky Cooperative Extension Service, Community and Economic Development Programs at the University of Kentucky. For more information contact your local Cooperative Extension office or Dr. Julie N. Zimmerman, Department of Community and Leadership Development, 500 Garrigus Building, University of Kentucky, Lexington, KY 40546-0215, (859) 257-7583, email: jzimm@email.uky.edu.

Educational programs of the Kentucky Cooperative Extension Service serve all people regardless of race, color, age, sex, religion, disability, or national origin.
UNIVERSITY OF KENTUCKY, KENTUCKY STATE UNIVERSITY, U.S. DEPARTMENT OF AGRICULTURE, AND KENTUCKY COUNTIES, COOPERATING
An Equal Opportunity University



Department of Community and
Leadership Development
University of Kentucky

KENTUCKY: BY THE NUMBERS

~ New Issues in Agriculture ~

Fleming County

Julie N. Zimmerman and Cecil J. Shelton
Department of Community and Leadership Development
July, 2009

COOPERATIVE
EXTENSION
SERVICE



UNIVERSITY OF KENTUCKY
College of Agriculture

Data from the 2007 Census of Agriculture were just released this year. Among the questions asked by the Census were several that reflect new issues in agriculture. This issue of Kentucky: By the Numbers provides data for several of these. The Census of Agriculture is conducted every five years and is an important source of agriculture data for every state and county.

"Kentucky: By the Numbers" is a series of county profiles produced on an occasional basis which are developed to support local decision making. The entire series is available online at <http://www.ca.uky.edu/snarl>.

	<u>County</u>	<u>State</u>
Farms		
Total Number of Farms (2007)	1,129	85,260
Internet		
Number of Farms with Internet Access (2007)	542	43,127
<i>Percent of all Farms with Internet Access (2007)</i>	<i>48.0%</i>	<i>50.6%</i>
Number of Farms with High Speed Internet Access (2007)	392	24,824
Alternative Markets		
Number of Farms that Marketed Products through Community Supported Agriculture (CSA) (2007)	3	544
Number of Farms that Produced and Sold Value-Added Commodities (2007)	39	3,368
Organic Agriculture		
Number of Farms Using Organic Production (2007)	0	193
Total Acres Used for Organic Production (2007)	0	9,280
Acres Being Converted to Organic Production (2007)	102	7,044

These data are from the 2007 Census of Agriculture
More data are available from the National Agricultural Statistics Service at:
<http://www.agcensus.usda.gov/>

Kentucky: By the Numbers is a program of the Department of Community and Leadership Development and the Kentucky Cooperative Extension Service, Community and Economic Development Programs at the University of Kentucky. For more information contact your local Cooperative Extension office or Dr. Julie N. Zimmerman, Department of Community and Leadership Development, 500 Garrigus Building, University of Kentucky, Lexington, KY 40546-0215, (859) 257-7583, email: jzimm@email.uky.edu.

Educational programs of the Kentucky Cooperative Extension Service serve all people regardless of race, color, age, sex, religion, disability, or national origin.
UNIVERSITY OF KENTUCKY, KENTUCKY STATE UNIVERSITY, U.S. DEPARTMENT OF AGRICULTURE, AND KENTUCKY COUNTIES, COOPERATING
An Equal Opportunity University



Department of Community and
Leadership Development
University of Kentucky

KENTUCKY: BY THE NUMBERS

~ New Issues in Agriculture ~

Floyd County

Julie N. Zimmerman and Cecil J. Shelton
Department of Community and Leadership Development
July, 2009

COOPERATIVE
EXTENSION
SERVICE



UNIVERSITY OF KENTUCKY
College of Agriculture

Data from the 2007 Census of Agriculture were just released this year. Among the questions asked by the Census were several that reflect new issues in agriculture. This issue of Kentucky: By the Numbers provides data for several of these. The Census of Agriculture is conducted every five years and is an important source of agriculture data for every state and county.

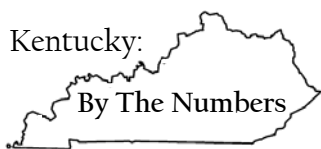
"Kentucky: By the Numbers" is a series of county profiles produced on an occasional basis which are developed to support local decision making. The entire series is available online at <http://www.ca.uky.edu/snarl>.

	<u>County</u>	<u>State</u>
Farms		
Total Number of Farms (2007)	76	85,260
Internet		
Number of Farms with Internet Access (2007)	35	43,127
<i>Percent of all Farms with Internet Access (2007)</i>	<i>46.1%</i>	<i>50.6%</i>
Number of Farms with High Speed Internet Access (2007)	17	24,824
Alternative Markets		
Number of Farms that Marketed Products through Community Supported Agriculture (CSA) (2007)	1	544
Number of Farms that Produced and Sold Value-Added Commodities (2007)	2	3,368
Organic Agriculture		
Number of Farms Using Organic Production (2007)	0	193
Total Acres Used for Organic Production (2007)	0	9,280
Acres Being Converted to Organic Production (2007)	0	7,044

These data are from the 2007 Census of Agriculture
More data are available from the National Agricultural Statistics Service at:
<http://www.agcensus.usda.gov/>

Kentucky: By the Numbers is a program of the Department of Community and Leadership Development and the Kentucky Cooperative Extension Service, Community and Economic Development Programs at the University of Kentucky. For more information contact your local Cooperative Extension office or Dr. Julie N. Zimmerman, Department of Community and Leadership Development, 500 Garrigus Building, University of Kentucky, Lexington, KY 40546-0215, (859) 257-7583, email: jzimm@email.uky.edu.

Educational programs of the Kentucky Cooperative Extension Service serve all people regardless of race, color, age, sex, religion, disability, or national origin.
UNIVERSITY OF KENTUCKY, KENTUCKY STATE UNIVERSITY, U.S. DEPARTMENT OF AGRICULTURE, AND KENTUCKY COUNTIES, COOPERATING
An Equal Opportunity University



Department of Community and
Leadership Development
University of Kentucky

KENTUCKY: BY THE NUMBERS

~ New Issues in Agriculture ~

Franklin County

Julie N. Zimmerman and Cecil J. Shelton
Department of Community and Leadership Development
July, 2009

COOPERATIVE
EXTENSION
SERVICE



UNIVERSITY OF KENTUCKY
College of Agriculture

Data from the 2007 Census of Agriculture were just released this year. Among the questions asked by the Census were several that reflect new issues in agriculture. This issue of Kentucky: By the Numbers provides data for several of these. The Census of Agriculture is conducted every five years and is an important source of agriculture data for every state and county.

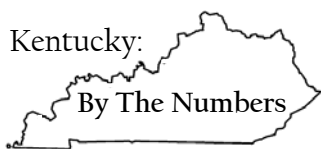
"Kentucky: By the Numbers" is a series of county profiles produced on an occasional basis which are developed to support local decision making. The entire series is available online at <http://www.ca.uky.edu/snarl>.

	<u>County</u>	<u>State</u>
Farms		
Total Number of Farms (2007)	625	85,260
Internet		
Number of Farms with Internet Access (2007)	352	43,127
Percent of all Farms with Internet Access (2007)	56.3%	50.6%
Number of Farms with High Speed Internet Access (2007)	185	24,824
Alternative Markets		
Number of Farms that Marketed Products through Community Supported Agriculture (CSA) (2007)	2	544
Number of Farms that Produced and Sold Value-Added Commodities (2007)	28	3,368
Organic Agriculture		
Number of Farms Using Organic Production (2007)	2	193
Total Acres Used for Organic Production (2007)	(data not disclosed)	9,280
Acres Being Converted to Organic Production (2007)	(data not disclosed)	7,044

These data are from the 2007 Census of Agriculture
More data are available from the National Agricultural Statistics Service at:
<http://www.agcensus.usda.gov/>

Kentucky: By the Numbers is a program of the Department of Community and Leadership Development and the Kentucky Cooperative Extension Service, Community and Economic Development Programs at the University of Kentucky. For more information contact your local Cooperative Extension office or Dr. Julie N. Zimmerman, Department of Community and Leadership Development, 500 Garrigus Building, University of Kentucky, Lexington, KY 40546-0215, (859) 257-7583, email: jzimm@email.uky.edu.

Educational programs of the Kentucky Cooperative Extension Service serve all people regardless of race, color, age, sex, religion, disability, or national origin.
UNIVERSITY OF KENTUCKY, KENTUCKY STATE UNIVERSITY, U.S. DEPARTMENT OF AGRICULTURE, AND KENTUCKY COUNTIES, COOPERATING
An Equal Opportunity University



Department of Community and
Leadership Development
University of Kentucky

KENTUCKY: BY THE NUMBERS

~ New Issues in Agriculture ~

Fulton County

Julie N. Zimmerman and Cecil J. Shelton
Department of Community and Leadership Development
July, 2009

COOPERATIVE
EXTENSION
SERVICE



UNIVERSITY OF KENTUCKY
College of Agriculture

Data from the 2007 Census of Agriculture were just released this year. Among the questions asked by the Census were several that reflect new issues in agriculture. This issue of Kentucky: By the Numbers provides data for several of these. The Census of Agriculture is conducted every five years and is an important source of agriculture data for every state and county.

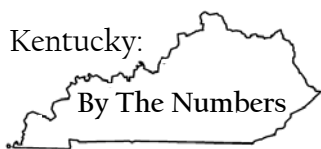
"Kentucky: By the Numbers" is a series of county profiles produced on an occasional basis which are developed to support local decision making. The entire series is available online at <http://www.ca.uky.edu/snarl>.

	<u>County</u>	<u>State</u>
Farms		
Total Number of Farms (2007)	156	85,260
Internet		
Number of Farms with Internet Access (2007)	77	43,127
Percent of all Farms with Internet Access (2007)	49.4%	50.6%
Number of Farms with High Speed Internet Access (2007)	48	24,824
Alternative Markets		
Number of Farms that Marketed Products through Community Supported Agriculture (CSA) (2007)	0	544
Number of Farms that Produced and Sold Value-Added Commodities (2007)	2	3,368
Organic Agriculture		
Number of Farms Using Organic Production (2007)	0	193
Total Acres Used for Organic Production (2007)	0	9,280
Acres Being Converted to Organic Production (2007)	0	7,044

These data are from the 2007 Census of Agriculture
More data are available from the National Agricultural Statistics Service at:
<http://www.agcensus.usda.gov/>

Kentucky: By the Numbers is a program of the Department of Community and Leadership Development and the Kentucky Cooperative Extension Service, Community and Economic Development Programs at the University of Kentucky. For more information contact your local Cooperative Extension office or Dr. Julie N. Zimmerman, Department of Community and Leadership Development, 500 Garrigus Building, University of Kentucky, Lexington, KY 40546-0215, (859) 257-7583, email: jzimm@email.uky.edu.

Educational programs of the Kentucky Cooperative Extension Service serve all people regardless of race, color, age, sex, religion, disability, or national origin.
UNIVERSITY OF KENTUCKY, KENTUCKY STATE UNIVERSITY, U.S. DEPARTMENT OF AGRICULTURE, AND KENTUCKY COUNTIES, COOPERATING
An Equal Opportunity University



Department of Community and
Leadership Development
University of Kentucky

KENTUCKY: BY THE NUMBERS

~ New Issues in Agriculture ~

Gallatin County

Julie N. Zimmerman and Cecil J. Shelton
Department of Community and Leadership Development
July, 2009

COOPERATIVE
EXTENSION
SERVICE



UNIVERSITY OF KENTUCKY
College of Agriculture

Data from the 2007 Census of Agriculture were just released this year. Among the questions asked by the Census were several that reflect new issues in agriculture. This issue of Kentucky: By the Numbers provides data for several of these. The Census of Agriculture is conducted every five years and is an important source of agriculture data for every state and county.

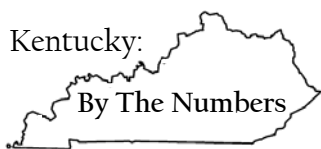
"Kentucky: By the Numbers" is a series of county profiles produced on an occasional basis which are developed to support local decision making. The entire series is available online at <http://www.ca.uky.edu/snarl>.

	<u>County</u>	<u>State</u>
Farms		
Total Number of Farms (2007)	204	85,260
Internet		
Number of Farms with Internet Access (2007)	97	43,127
Percent of all Farms with Internet Access (2007)	47.5%	50.6%
Number of Farms with High Speed Internet Access (2007)	48	24,824
Alternative Markets		
Number of Farms that Marketed Products through Community Supported Agriculture (CSA) (2007)	0	544
Number of Farms that Produced and Sold Value-Added Commodities (2007)	15	3,368
Organic Agriculture		
Number of Farms Using Organic Production (2007)	1	193
Total Acres Used for Organic Production (2007)	(data not disclosed)	9,280
Acres Being Converted to Organic Production (2007)	0	7,044

These data are from the 2007 Census of Agriculture
More data are available from the National Agricultural Statistics Service at:
<http://www.agcensus.usda.gov/>

Kentucky: By the Numbers is a program of the Department of Community and Leadership Development and the Kentucky Cooperative Extension Service, Community and Economic Development Programs at the University of Kentucky. For more information contact your local Cooperative Extension office or Dr. Julie N. Zimmerman, Department of Community and Leadership Development, 500 Garrigus Building, University of Kentucky, Lexington, KY 40546-0215, (859) 257-7583, email: jzimm@email.uky.edu.

Educational programs of the Kentucky Cooperative Extension Service serve all people regardless of race, color, age, sex, religion, disability, or national origin.
UNIVERSITY OF KENTUCKY, KENTUCKY STATE UNIVERSITY, U.S. DEPARTMENT OF AGRICULTURE, AND KENTUCKY COUNTIES, COOPERATING
An Equal Opportunity University



Department of Community and
Leadership Development
University of Kentucky

KENTUCKY: BY THE NUMBERS

~ New Issues in Agriculture ~

Garrard County

Julie N. Zimmerman and Cecil J. Shelton
Department of Community and Leadership Development
July, 2009

COOPERATIVE
EXTENSION
SERVICE



UNIVERSITY OF KENTUCKY
College of Agriculture

Data from the 2007 Census of Agriculture were just released this year. Among the questions asked by the Census were several that reflect new issues in agriculture. This issue of Kentucky: By the Numbers provides data for several of these. The Census of Agriculture is conducted every five years and is an important source of agriculture data for every state and county.

"Kentucky: By the Numbers" is a series of county profiles produced on an occasional basis which are developed to support local decision making. The entire series is available online at <http://www.ca.uky.edu/snarl>.

	<u>County</u>	<u>State</u>
Farms		
Total Number of Farms (2007)	821	85,260
Internet		
Number of Farms with Internet Access (2007)	426	43,127
Percent of all Farms with Internet Access (2007)	51.9%	50.6%
Number of Farms with High Speed Internet Access (2007)	284	24,824
Alternative Markets		
Number of Farms that Marketed Products through Community Supported Agriculture (CSA) (2007)	0	544
Number of Farms that Produced and Sold Value-Added Commodities (2007)	36	3,368
Organic Agriculture		
Number of Farms Using Organic Production (2007)	9	193
Total Acres Used for Organic Production (2007)	355	9,280
Acres Being Converted to Organic Production (2007)	82	7,044

These data are from the 2007 Census of Agriculture
More data are available from the National Agricultural Statistics Service at:
<http://www.agcensus.usda.gov/>

Kentucky: By the Numbers is a program of the Department of Community and Leadership Development and the Kentucky Cooperative Extension Service, Community and Economic Development Programs at the University of Kentucky. For more information contact your local Cooperative Extension office or Dr. Julie N. Zimmerman, Department of Community and Leadership Development, 500 Garrigus Building, University of Kentucky, Lexington, KY 40546-0215, (859) 257-7583, email: jzimm@email.uky.edu.

Educational programs of the Kentucky Cooperative Extension Service serve all people regardless of race, color, age, sex, religion, disability, or national origin.
UNIVERSITY OF KENTUCKY, KENTUCKY STATE UNIVERSITY, U.S. DEPARTMENT OF AGRICULTURE, AND KENTUCKY COUNTIES, COOPERATING
An Equal Opportunity University