



Department of Community and
Leadership Development
University of Kentucky

KENTUCKY: BY THE NUMBERS

~ New Issues in Agriculture ~

Adair County

Julie N. Zimmerman and Cecil J. Shelton
Department of Community and Leadership Development
July, 2009

COOPERATIVE
EXTENSION
SERVICE



UNIVERSITY OF KENTUCKY
College of Agriculture

Data from the 2007 Census of Agriculture were just released this year. Among the questions asked by the Census were several that reflect new issues in agriculture. This issue of Kentucky: By the Numbers provides data for several of these. The Census of Agriculture is conducted every five years and is an important source of agriculture data for every state and county.

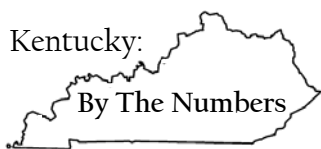
"Kentucky: By the Numbers" is a series of county profiles produced on an occasional basis which are developed to support local decision making. The entire series is available online at <http://www.ca.uky.edu/snarl>.

	<u>County</u>	<u>State</u>
Farms		
Total Number of Farms (2007)	1,424	85,260
Internet		
Number of Farms with Internet Access (2007)	642	43,127
<i>Percent of all Farms with Internet Access (2007)</i>	<i>45.1%</i>	<i>50.6%</i>
Number of Farms with High Speed Internet Access (2007)	461	24,824
Alternative Markets		
Number of Farms that Marketed Products through Community Supported Agriculture (CSA) (2007)	0	544
Number of Farms that Produced and Sold Value-Added Commodities (2007)	32	3,368
Organic Agriculture		
Number of Farms Using Organic Production (2007)	0	193
Total Acres Used for Organic Production (2007)	0	9,280
Acres Being Converted to Organic Production (2007)	0	7,044

These data are from the 2007 Census of Agriculture
More data are available from the National Agricultural Statistics Service at:
<http://www.agcensus.usda.gov/>

Kentucky: By the Numbers is a program of the Department of Community and Leadership Development and the Kentucky Cooperative Extension Service, Community and Economic Development Programs at the University of Kentucky. For more information contact your local Cooperative Extension office or Dr. Julie N. Zimmerman, Department of Community and Leadership Development, 500 Garrigus Building, University of Kentucky, Lexington, KY 40546-0215, (859) 257-7583, email: jzimm@email.uky.edu.

Educational programs of the Kentucky Cooperative Extension Service serve all people regardless of race, color, age, sex, religion, disability, or national origin.
UNIVERSITY OF KENTUCKY, KENTUCKY STATE UNIVERSITY, U.S. DEPARTMENT OF AGRICULTURE, AND KENTUCKY COUNTIES, COOPERATING
An Equal Opportunity University



Department of Community and
Leadership Development
University of Kentucky

KENTUCKY: BY THE NUMBERS

~ New Issues in Agriculture ~

Allen County

Julie N. Zimmerman and Cecil J. Shelton
Department of Community and Leadership Development
July, 2009

COOPERATIVE
EXTENSION
SERVICE



UNIVERSITY OF KENTUCKY
College of Agriculture

Data from the 2007 Census of Agriculture were just released this year. Among the questions asked by the Census were several that reflect new issues in agriculture. This issue of Kentucky: By the Numbers provides data for several of these. The Census of Agriculture is conducted every five years and is an important source of agriculture data for every state and county.

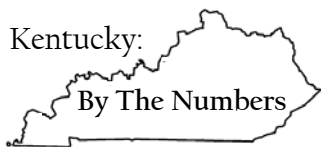
"Kentucky: By the Numbers" is a series of county profiles produced on an occasional basis which are developed to support local decision making. The entire series is available online at <http://www.ca.uky.edu/snarl>.

	<u>County</u>	<u>State</u>
Farms		
Total Number of Farms (2007)	1,208	85,260
Internet		
Number of Farms with Internet Access (2007)	605	43,127
<i>Percent of all Farms with Internet Access (2007)</i>	<i>50.1%</i>	<i>50.6%</i>
Number of Farms with High Speed Internet Access (2007)	379	24,824
Alternative Markets		
Number of Farms that Marketed Products through Community Supported Agriculture (CSA) (2007)	17	544
Number of Farms that Produced and Sold Value-Added Commodities (2007)	56	3,368
Organic Agriculture		
Number of Farms Using Organic Production (2007)	3	193
Total Acres Used for Organic Production (2007)	12	9,280
Acres Being Converted to Organic Production (2007)	42	7,044

These data are from the 2007 Census of Agriculture
More data are available from the National Agricultural Statistics Service at:
<http://www.agcensus.usda.gov/>

Kentucky: By the Numbers is a program of the Department of Community and Leadership Development and the Kentucky Cooperative Extension Service, Community and Economic Development Programs at the University of Kentucky. For more information contact your local Cooperative Extension office or Dr. Julie N. Zimmerman, Department of Community and Leadership Development, 500 Garrigus Building, University of Kentucky, Lexington, KY 40546-0215, (859) 257-7583, email: jzimm@email.uky.edu.

Educational programs of the Kentucky Cooperative Extension Service serve all people regardless of race, color, age, sex, religion, disability, or national origin.
UNIVERSITY OF KENTUCKY, KENTUCKY STATE UNIVERSITY, U.S. DEPARTMENT OF AGRICULTURE, AND KENTUCKY COUNTIES, COOPERATING
An Equal Opportunity University



Department of Community and
Leadership Development
University of Kentucky

KENTUCKY: BY THE NUMBERS

~ New Issues in Agriculture ~

Anderson County

Julie N. Zimmerman and Cecil J. Shelton
Department of Community and Leadership Development
July, 2009

COOPERATIVE
EXTENSION
SERVICE



UNIVERSITY OF KENTUCKY
College of Agriculture

Data from the 2007 Census of Agriculture were just released this year. Among the questions asked by the Census were several that reflect new issues in agriculture. This issue of Kentucky: By the Numbers provides data for several of these. The Census of Agriculture is conducted every five years and is an important source of agriculture data for every state and county.

"Kentucky: By the Numbers" is a series of county profiles produced on an occasional basis which are developed to support local decision making. The entire series is available online at <http://www.ca.uky.edu/snarl>.

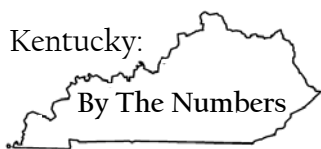
	<u>County</u>	<u>State</u>
Farms		
Total Number of Farms (2007)	678	85,260
Internet		
Number of Farms with Internet Access (2007)	339	43,127
Percent of all Farms with Internet Access (2007)	50.0%	50.6%
Number of Farms with High Speed Internet Access (2007)	101	24,824
Alternative Markets		
Number of Farms that Marketed Products through Community Supported Agriculture (CSA) (2007)	5	544
Number of Farms that Produced and Sold Value-Added Commodities (2007)	25	3,368
Organic Agriculture		
Number of Farms Using Organic Production (2007)	1	193
Total Acres Used for Organic Production (2007)	(data not disclosed)	9,280
Acres Being Converted to Organic Production (2007)	195	7,044

These data are from the 2007 Census of Agriculture
More data are available from the National Agricultural Statistics Service at:

<http://www.agcensus.usda.gov/>

Kentucky: By the Numbers is a program of the Department of Community and Leadership Development and the Kentucky Cooperative Extension Service, Community and Economic Development Programs at the University of Kentucky. For more information contact your local Cooperative Extension office or Dr. Julie N. Zimmerman, Department of Community and Leadership Development, 500 Garrigus Building, University of Kentucky, Lexington, KY 40546-0215, (859) 257-7583, email: jzimm@email.uky.edu.

Educational programs of the Kentucky Cooperative Extension Service serve all people regardless of race, color, age, sex, religion, disability, or national origin.
UNIVERSITY OF KENTUCKY, KENTUCKY STATE UNIVERSITY, U.S. DEPARTMENT OF AGRICULTURE, AND KENTUCKY COUNTIES, COOPERATING
An Equal Opportunity University



Department of Community and
Leadership Development
University of Kentucky

KENTUCKY: BY THE NUMBERS

~ New Issues in Agriculture ~

Ballard County

Julie N. Zimmerman and Cecil J. Shelton
Department of Community and Leadership Development
July, 2009

COOPERATIVE
EXTENSION
SERVICE



UNIVERSITY OF KENTUCKY
College of Agriculture

Data from the 2007 Census of Agriculture were just released this year. Among the questions asked by the Census were several that reflect new issues in agriculture. This issue of Kentucky: By the Numbers provides data for several of these. The Census of Agriculture is conducted every five years and is an important source of agriculture data for every state and county.

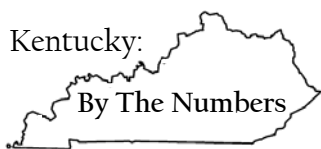
"Kentucky: By the Numbers" is a series of county profiles produced on an occasional basis which are developed to support local decision making. The entire series is available online at <http://www.ca.uky.edu/snarl>.

	<u>County</u>	<u>State</u>
Farms		
Total Number of Farms (2007)	481	85,260
Internet		
Number of Farms with Internet Access (2007)	281	43,127
Percent of all Farms with Internet Access (2007)	58.4%	50.6%
Number of Farms with High Speed Internet Access (2007)	207	24,824
Alternative Markets		
Number of Farms that Marketed Products through Community Supported Agriculture (CSA) (2007)	3	544
Number of Farms that Produced and Sold Value-Added Commodities (2007)	12	3,368
Organic Agriculture		
Number of Farms Using Organic Production (2007)	0	193
Total Acres Used for Organic Production (2007)	0	9,280
Acres Being Converted to Organic Production (2007)	0	7,044

These data are from the 2007 Census of Agriculture
More data are available from the National Agricultural Statistics Service at:
<http://www.agcensus.usda.gov/>

Kentucky: By the Numbers is a program of the Department of Community and Leadership Development and the Kentucky Cooperative Extension Service, Community and Economic Development Programs at the University of Kentucky. For more information contact your local Cooperative Extension office or Dr. Julie N. Zimmerman, Department of Community and Leadership Development, 500 Garrigus Building, University of Kentucky, Lexington, KY 40546-0215, (859) 257-7583, email: jzimm@email.uky.edu.

Educational programs of the Kentucky Cooperative Extension Service serve all people regardless of race, color, age, sex, religion, disability, or national origin.
UNIVERSITY OF KENTUCKY, KENTUCKY STATE UNIVERSITY, U.S. DEPARTMENT OF AGRICULTURE, AND KENTUCKY COUNTIES, COOPERATING
An Equal Opportunity University



Department of Community and
Leadership Development
University of Kentucky

KENTUCKY: BY THE NUMBERS

~ New Issues in Agriculture ~

Barren County

Julie N. Zimmerman and Cecil J. Shelton
Department of Community and Leadership Development
July, 2009

COOPERATIVE
EXTENSION
SERVICE



UNIVERSITY OF KENTUCKY
College of Agriculture

Data from the 2007 Census of Agriculture were just released this year. Among the questions asked by the Census were several that reflect new issues in agriculture. This issue of Kentucky: By the Numbers provides data for several of these. The Census of Agriculture is conducted every five years and is an important source of agriculture data for every state and county.

"Kentucky: By the Numbers" is a series of county profiles produced on an occasional basis which are developed to support local decision making. The entire series is available online at <http://www.ca.uky.edu/snarl>.

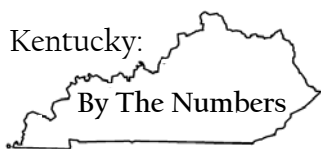
	<u>County</u>	<u>State</u>
Farms		
Total Number of Farms (2007)	2,170	85,260
Internet		
Number of Farms with Internet Access (2007)	1,204	43,127
<i>Percent of all Farms with Internet Access (2007)</i>	<i>55.5%</i>	<i>50.6%</i>
Number of Farms with High Speed Internet Access (2007)	1,005	24,824
Alternative Markets		
Number of Farms that Marketed Products through Community Supported Agriculture (CSA) (2007)	12	544
Number of Farms that Produced and Sold Value-Added Commodities (2007)	90	3,368
Organic Agriculture		
Number of Farms Using Organic Production (2007)	2	193
Total Acres Used for Organic Production (2007)	(data not disclosed)	9,280
Acres Being Converted to Organic Production (2007)	329	7,044

These data are from the 2007 Census of Agriculture
More data are available from the National Agricultural Statistics Service at:

<http://www.agcensus.usda.gov/>

Kentucky: By the Numbers is a program of the Department of Community and Leadership Development and the Kentucky Cooperative Extension Service, Community and Economic Development Programs at the University of Kentucky. For more information contact your local Cooperative Extension office or Dr. Julie N. Zimmerman, Department of Community and Leadership Development, 500 Garrigus Building, University of Kentucky, Lexington, KY 40546-0215, (859) 257-7583, email: jzimm@email.uky.edu.

Educational programs of the Kentucky Cooperative Extension Service serve all people regardless of race, color, age, sex, religion, disability, or national origin.
UNIVERSITY OF KENTUCKY, KENTUCKY STATE UNIVERSITY, U.S. DEPARTMENT OF AGRICULTURE, AND KENTUCKY COUNTIES, COOPERATING
An Equal Opportunity University



Department of Community and
Leadership Development
University of Kentucky

KENTUCKY: BY THE NUMBERS

~ New Issues in Agriculture ~

Bath County

Julie N. Zimmerman and Cecil J. Shelton
Department of Community and Leadership Development
July, 2009

COOPERATIVE
EXTENSION
SERVICE



UNIVERSITY OF KENTUCKY
College of Agriculture

Data from the 2007 Census of Agriculture were just released this year. Among the questions asked by the Census were several that reflect new issues in agriculture. This issue of Kentucky: By the Numbers provides data for several of these. The Census of Agriculture is conducted every five years and is an important source of agriculture data for every state and county.

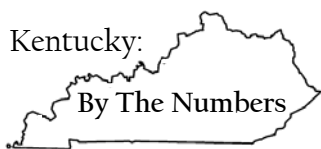
"Kentucky: By the Numbers" is a series of county profiles produced on an occasional basis which are developed to support local decision making. The entire series is available online at <http://www.ca.uky.edu/snarl>.

	<u>County</u>	<u>State</u>
Farms		
Total Number of Farms (2007)	789	85,260
Internet		
Number of Farms with Internet Access (2007)	389	43,127
Percent of all Farms with Internet Access (2007)	49.3%	50.6%
Number of Farms with High Speed Internet Access (2007)	266	24,824
Alternative Markets		
Number of Farms that Marketed Products through Community Supported Agriculture (CSA) (2007)	7	544
Number of Farms that Produced and Sold Value-Added Commodities (2007)	25	3,368
Organic Agriculture		
Number of Farms Using Organic Production (2007)	6	193
Total Acres Used for Organic Production (2007)	105	9,280
Acres Being Converted to Organic Production (2007)	(data not disclosed)	7,044

These data are from the 2007 Census of Agriculture
More data are available from the National Agricultural Statistics Service at:
<http://www.agcensus.usda.gov/>

Kentucky: By the Numbers is a program of the Department of Community and Leadership Development and the Kentucky Cooperative Extension Service, Community and Economic Development Programs at the University of Kentucky. For more information contact your local Cooperative Extension office or Dr. Julie N. Zimmerman, Department of Community and Leadership Development, 500 Garrigus Building, University of Kentucky, Lexington, KY 40546-0215, (859) 257-7583, email: jzimm@email.uky.edu.

Educational programs of the Kentucky Cooperative Extension Service serve all people regardless of race, color, age, sex, religion, disability, or national origin.
UNIVERSITY OF KENTUCKY, KENTUCKY STATE UNIVERSITY, U.S. DEPARTMENT OF AGRICULTURE, AND KENTUCKY COUNTIES, COOPERATING
An Equal Opportunity University



Department of Community and
Leadership Development
University of Kentucky

KENTUCKY: BY THE NUMBERS

~ New Issues in Agriculture ~

Bell County

Julie N. Zimmerman and Cecil J. Shelton
Department of Community and Leadership Development
July, 2009

COOPERATIVE
EXTENSION
SERVICE



UNIVERSITY OF KENTUCKY
College of Agriculture

Data from the 2007 Census of Agriculture were just released this year. Among the questions asked by the Census were several that reflect new issues in agriculture. This issue of Kentucky: By the Numbers provides data for several of these. The Census of Agriculture is conducted every five years and is an important source of agriculture data for every state and county.

"Kentucky: By the Numbers" is a series of county profiles produced on an occasional basis which are developed to support local decision making. The entire series is available online at <http://www.ca.uky.edu/snarl>.

	<u>County</u>	<u>State</u>
Farms		
Total Number of Farms (2007)	69	85,260
Internet		
Number of Farms with Internet Access (2007)	35	43,127
<i>Percent of all Farms with Internet Access (2007)</i>	<i>50.7%</i>	<i>50.6%</i>
Number of Farms with High Speed Internet Access (2007)	19	24,824
Alternative Markets		
Number of Farms that Marketed Products through Community Supported Agriculture (CSA) (2007)	2	544
Number of Farms that Produced and Sold Value-Added Commodities (2007)	1	3,368
Organic Agriculture		
Number of Farms Using Organic Production (2007)	0	193
Total Acres Used for Organic Production (2007)	0	9,280
Acres Being Converted to Organic Production (2007)	0	7,044

These data are from the 2007 Census of Agriculture
More data are available from the National Agricultural Statistics Service at:
<http://www.agcensus.usda.gov/>

Kentucky: By the Numbers is a program of the Department of Community and Leadership Development and the Kentucky Cooperative Extension Service, Community and Economic Development Programs at the University of Kentucky. For more information contact your local Cooperative Extension office or Dr. Julie N. Zimmerman, Department of Community and Leadership Development, 500 Garrigus Building, University of Kentucky, Lexington, KY 40546-0215, (859) 257-7583, email: jzimm@email.uky.edu.

Educational programs of the Kentucky Cooperative Extension Service serve all people regardless of race, color, age, sex, religion, disability, or national origin.
UNIVERSITY OF KENTUCKY, KENTUCKY STATE UNIVERSITY, U.S. DEPARTMENT OF AGRICULTURE, AND KENTUCKY COUNTIES, COOPERATING
An Equal Opportunity University



Department of Community and
Leadership Development
University of Kentucky

KENTUCKY: BY THE NUMBERS

~ New Issues in Agriculture ~

Boone County

Julie N. Zimmerman and Cecil J. Shelton
Department of Community and Leadership Development
July, 2009

COOPERATIVE
EXTENSION
SERVICE



UNIVERSITY OF KENTUCKY
College of Agriculture

Data from the 2007 Census of Agriculture were just released this year. Among the questions asked by the Census were several that reflect new issues in agriculture. This issue of Kentucky: By the Numbers provides data for several of these. The Census of Agriculture is conducted every five years and is an important source of agriculture data for every state and county.

"Kentucky: By the Numbers" is a series of county profiles produced on an occasional basis which are developed to support local decision making. The entire series is available online at <http://www.ca.uky.edu/snarl>.

	<u>County</u>	<u>State</u>
Farms		
Total Number of Farms (2007)	682	85,260
Internet		
Number of Farms with Internet Access (2007)	412	43,127
Percent of all Farms with Internet Access (2007)	60.4%	50.6%
Number of Farms with High Speed Internet Access (2007)	261	24,824
Alternative Markets		
Number of Farms that Marketed Products through Community Supported Agriculture (CSA) (2007)	6	544
Number of Farms that Produced and Sold Value-Added Commodities (2007)	27	3,368
Organic Agriculture		
Number of Farms Using Organic Production (2007)	4	193
Total Acres Used for Organic Production (2007)	8	9,280
Acres Being Converted to Organic Production (2007)	58	7,044

These data are from the 2007 Census of Agriculture
More data are available from the National Agricultural Statistics Service at:
<http://www.agcensus.usda.gov/>

Kentucky: By the Numbers is a program of the Department of Community and Leadership Development and the Kentucky Cooperative Extension Service, Community and Economic Development Programs at the University of Kentucky. For more information contact your local Cooperative Extension office or Dr. Julie N. Zimmerman, Department of Community and Leadership Development, 500 Garrigus Building, University of Kentucky, Lexington, KY 40546-0215, (859) 257-7583, email: jzimm@email.uky.edu.

Educational programs of the Kentucky Cooperative Extension Service serve all people regardless of race, color, age, sex, religion, disability, or national origin.
UNIVERSITY OF KENTUCKY, KENTUCKY STATE UNIVERSITY, U.S. DEPARTMENT OF AGRICULTURE, AND KENTUCKY COUNTIES, COOPERATING
An Equal Opportunity University



Department of Community and
Leadership Development
University of Kentucky

KENTUCKY: BY THE NUMBERS

~ New Issues in Agriculture ~

Bourbon County

Julie N. Zimmerman and Cecil J. Shelton
Department of Community and Leadership Development
July, 2009

COOPERATIVE
EXTENSION
SERVICE



UNIVERSITY OF KENTUCKY
College of Agriculture

Data from the 2007 Census of Agriculture were just released this year. Among the questions asked by the Census were several that reflect new issues in agriculture. This issue of Kentucky: By the Numbers provides data for several of these. The Census of Agriculture is conducted every five years and is an important source of agriculture data for every state and county.

"Kentucky: By the Numbers" is a series of county profiles produced on an occasional basis which are developed to support local decision making. The entire series is available online at <http://www.ca.uky.edu/snarl>.

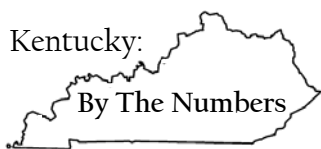
	<u>County</u>	<u>State</u>
Farms		
Total Number of Farms (2007)	918	85,260
Internet		
Number of Farms with Internet Access (2007)	583	43,127
<i>Percent of all Farms with Internet Access (2007)</i>	<i>63.5%</i>	<i>50.6%</i>
Number of Farms with High Speed Internet Access (2007)	272	24,824
Alternative Markets		
Number of Farms that Marketed Products through Community Supported Agriculture (CSA) (2007)	13	544
Number of Farms that Produced and Sold Value-Added Commodities (2007)	37	3,368
Organic Agriculture		
Number of Farms Using Organic Production (2007)	3	193
Total Acres Used for Organic Production (2007)	(data not disclosed)	9,280
Acres Being Converted to Organic Production (2007)	63	7,044

These data are from the 2007 Census of Agriculture
More data are available from the National Agricultural Statistics Service at:

<http://www.agcensus.usda.gov/>

Kentucky: By the Numbers is a program of the Department of Community and Leadership Development and the Kentucky Cooperative Extension Service, Community and Economic Development Programs at the University of Kentucky. For more information contact your local Cooperative Extension office or Dr. Julie N. Zimmerman, Department of Community and Leadership Development, 500 Garrigus Building, University of Kentucky, Lexington, KY 40546-0215, (859) 257-7583, email: jzimm@email.uky.edu.

Educational programs of the Kentucky Cooperative Extension Service serve all people regardless of race, color, age, sex, religion, disability, or national origin.
UNIVERSITY OF KENTUCKY, KENTUCKY STATE UNIVERSITY, U.S. DEPARTMENT OF AGRICULTURE, AND KENTUCKY COUNTIES, COOPERATING
An Equal Opportunity University



Department of Community and
Leadership Development
University of Kentucky

KENTUCKY: BY THE NUMBERS

~ New Issues in Agriculture ~

Boyd County

Julie N. Zimmerman and Cecil J. Shelton
Department of Community and Leadership Development
July, 2009

COOPERATIVE
EXTENSION
SERVICE



UNIVERSITY OF KENTUCKY
College of Agriculture

Data from the 2007 Census of Agriculture were just released this year. Among the questions asked by the Census were several that reflect new issues in agriculture. This issue of Kentucky: By the Numbers provides data for several of these. The Census of Agriculture is conducted every five years and is an important source of agriculture data for every state and county.

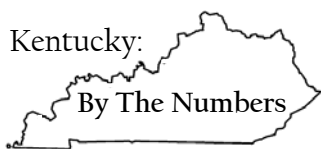
"Kentucky: By the Numbers" is a series of county profiles produced on an occasional basis which are developed to support local decision making. The entire series is available online at <http://www.ca.uky.edu/snarl>.

	<u>County</u>	<u>State</u>
Farms		
Total Number of Farms (2007)	260	85,260
Internet		
Number of Farms with Internet Access (2007)	168	43,127
<i>Percent of all Farms with Internet Access (2007)</i>	<i>64.6%</i>	<i>50.6%</i>
Number of Farms with High Speed Internet Access (2007)	148	24,824
Alternative Markets		
Number of Farms that Marketed Products through Community Supported Agriculture (CSA) (2007)	0	544
Number of Farms that Produced and Sold Value-Added Commodities (2007)	13	3,368
Organic Agriculture		
Number of Farms Using Organic Production (2007)	0	193
Total Acres Used for Organic Production (2007)	0	9,280
Acres Being Converted to Organic Production (2007)	0	7,044

These data are from the 2007 Census of Agriculture
More data are available from the National Agricultural Statistics Service at:
<http://www.agcensus.usda.gov/>

Kentucky: By the Numbers is a program of the Department of Community and Leadership Development and the Kentucky Cooperative Extension Service, Community and Economic Development Programs at the University of Kentucky. For more information contact your local Cooperative Extension office or Dr. Julie N. Zimmerman, Department of Community and Leadership Development, 500 Garrigus Building, University of Kentucky, Lexington, KY 40546-0215, (859) 257-7583, email: jzimm@email.uky.edu.

Educational programs of the Kentucky Cooperative Extension Service serve all people regardless of race, color, age, sex, religion, disability, or national origin.
UNIVERSITY OF KENTUCKY, KENTUCKY STATE UNIVERSITY, U.S. DEPARTMENT OF AGRICULTURE, AND KENTUCKY COUNTIES, COOPERATING
An Equal Opportunity University



Department of Community and
Leadership Development
University of Kentucky

KENTUCKY: BY THE NUMBERS

~ New Issues in Agriculture ~

Boyle County

Julie N. Zimmerman and Cecil J. Shelton
Department of Community and Leadership Development
July, 2009

COOPERATIVE
EXTENSION
SERVICE



UNIVERSITY OF KENTUCKY
College of Agriculture

Data from the 2007 Census of Agriculture were just released this year. Among the questions asked by the Census were several that reflect new issues in agriculture. This issue of Kentucky: By the Numbers provides data for several of these. The Census of Agriculture is conducted every five years and is an important source of agriculture data for every state and county.

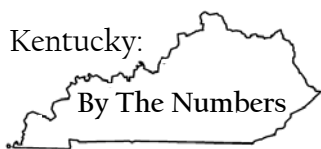
"Kentucky: By the Numbers" is a series of county profiles produced on an occasional basis which are developed to support local decision making. The entire series is available online at <http://www.ca.uky.edu/snarl>.

	<u>County</u>	<u>State</u>
Farms		
Total Number of Farms (2007)	649	85,260
Internet		
Number of Farms with Internet Access (2007)	367	43,127
Percent of all Farms with Internet Access (2007)	56.5%	50.6%
Number of Farms with High Speed Internet Access (2007)	186	24,824
Alternative Markets		
Number of Farms that Marketed Products through Community Supported Agriculture (CSA) (2007)	5	544
Number of Farms that Produced and Sold Value-Added Commodities (2007)	39	3,368
Organic Agriculture		
Number of Farms Using Organic Production (2007)	4	193
Total Acres Used for Organic Production (2007)	(data not disclosed)	9,280
Acres Being Converted to Organic Production (2007)	0	7,044

These data are from the 2007 Census of Agriculture
More data are available from the National Agricultural Statistics Service at:
<http://www.agcensus.usda.gov/>

Kentucky: By the Numbers is a program of the Department of Community and Leadership Development and the Kentucky Cooperative Extension Service, Community and Economic Development Programs at the University of Kentucky. For more information contact your local Cooperative Extension office or Dr. Julie N. Zimmerman, Department of Community and Leadership Development, 500 Garrigus Building, University of Kentucky, Lexington, KY 40546-0215, (859) 257-7583, email: jzimm@email.uky.edu.

Educational programs of the Kentucky Cooperative Extension Service serve all people regardless of race, color, age, sex, religion, disability, or national origin.
UNIVERSITY OF KENTUCKY, KENTUCKY STATE UNIVERSITY, U.S. DEPARTMENT OF AGRICULTURE, AND KENTUCKY COUNTIES, COOPERATING
An Equal Opportunity University



Department of Community and
Leadership Development
University of Kentucky

KENTUCKY: BY THE NUMBERS

~ New Issues in Agriculture ~

Bracken County

Julie N. Zimmerman and Cecil J. Shelton
Department of Community and Leadership Development
July, 2009

COOPERATIVE
EXTENSION
SERVICE



UNIVERSITY OF KENTUCKY
College of Agriculture

Data from the 2007 Census of Agriculture were just released this year. Among the questions asked by the Census were several that reflect new issues in agriculture. This issue of Kentucky: By the Numbers provides data for several of these. The Census of Agriculture is conducted every five years and is an important source of agriculture data for every state and county.

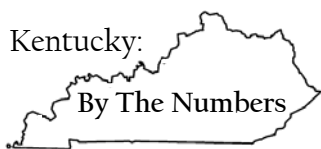
"Kentucky: By the Numbers" is a series of county profiles produced on an occasional basis which are developed to support local decision making. The entire series is available online at <http://www.ca.uky.edu/snarl>.

	<u>County</u>	<u>State</u>
Farms		
Total Number of Farms (2007)	618	85,260
Internet		
Number of Farms with Internet Access (2007)	256	43,127
<i>Percent of all Farms with Internet Access (2007)</i>	<i>41.4%</i>	<i>50.6%</i>
Number of Farms with High Speed Internet Access (2007)	157	24,824
Alternative Markets		
Number of Farms that Marketed Products through Community Supported Agriculture (CSA) (2007)	1	544
Number of Farms that Produced and Sold Value-Added Commodities (2007)	36	3,368
Organic Agriculture		
Number of Farms Using Organic Production (2007)	3	193
Total Acres Used for Organic Production (2007)	34	9,280
Acres Being Converted to Organic Production (2007)	0	7,044

These data are from the 2007 Census of Agriculture
More data are available from the National Agricultural Statistics Service at:
<http://www.agcensus.usda.gov/>

Kentucky: By the Numbers is a program of the Department of Community and Leadership Development and the Kentucky Cooperative Extension Service, Community and Economic Development Programs at the University of Kentucky. For more information contact your local Cooperative Extension office or Dr. Julie N. Zimmerman, Department of Community and Leadership Development, 500 Garrigus Building, University of Kentucky, Lexington, KY 40546-0215, (859) 257-7583, email: jzimm@email.uky.edu.

Educational programs of the Kentucky Cooperative Extension Service serve all people regardless of race, color, age, sex, religion, disability, or national origin.
UNIVERSITY OF KENTUCKY, KENTUCKY STATE UNIVERSITY, U.S. DEPARTMENT OF AGRICULTURE, AND KENTUCKY COUNTIES, COOPERATING
An Equal Opportunity University



Department of Community and
Leadership Development
University of Kentucky

KENTUCKY: BY THE NUMBERS

~ New Issues in Agriculture ~

Breathitt County

Julie N. Zimmerman and Cecil J. Shelton
Department of Community and Leadership Development
July, 2009

COOPERATIVE
EXTENSION
SERVICE



UNIVERSITY OF KENTUCKY
College of Agriculture

Data from the 2007 Census of Agriculture were just released this year. Among the questions asked by the Census were several that reflect new issues in agriculture. This issue of Kentucky: By the Numbers provides data for several of these. The Census of Agriculture is conducted every five years and is an important source of agriculture data for every state and county.

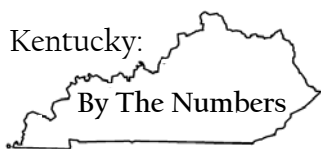
"Kentucky: By the Numbers" is a series of county profiles produced on an occasional basis which are developed to support local decision making. The entire series is available online at <http://www.ca.uky.edu/snarl>.

	<u>County</u>	<u>State</u>
Farms		
Total Number of Farms (2007)	199	85,260
Internet		
Number of Farms with Internet Access (2007)	95	43,127
<i>Percent of all Farms with Internet Access (2007)</i>	<i>47.7%</i>	<i>50.6%</i>
Number of Farms with High Speed Internet Access (2007)	32	24,824
Alternative Markets		
Number of Farms that Marketed Products through Community Supported Agriculture (CSA) (2007)	0	544
Number of Farms that Produced and Sold Value-Added Commodities (2007)	3	3,368
Organic Agriculture		
Number of Farms Using Organic Production (2007)	0	193
Total Acres Used for Organic Production (2007)	0	9,280
Acres Being Converted to Organic Production (2007)	0	7,044

These data are from the 2007 Census of Agriculture
More data are available from the National Agricultural Statistics Service at:
<http://www.agcensus.usda.gov/>

Kentucky: By the Numbers is a program of the Department of Community and Leadership Development and the Kentucky Cooperative Extension Service, Community and Economic Development Programs at the University of Kentucky. For more information contact your local Cooperative Extension office or Dr. Julie N. Zimmerman, Department of Community and Leadership Development, 500 Garrigus Building, University of Kentucky, Lexington, KY 40546-0215, (859) 257-7583, email: jzimm@email.uky.edu.

Educational programs of the Kentucky Cooperative Extension Service serve all people regardless of race, color, age, sex, religion, disability, or national origin.
UNIVERSITY OF KENTUCKY, KENTUCKY STATE UNIVERSITY, U.S. DEPARTMENT OF AGRICULTURE, AND KENTUCKY COUNTIES, COOPERATING
An Equal Opportunity University



Department of Community and
Leadership Development
University of Kentucky

KENTUCKY: BY THE NUMBERS

~ New Issues in Agriculture ~

Breckinridge County

Julie N. Zimmerman and Cecil J. Shelton
Department of Community and Leadership Development
July, 2009

COOPERATIVE
EXTENSION
SERVICE



UNIVERSITY OF KENTUCKY
College of Agriculture

Data from the 2007 Census of Agriculture were just released this year. Among the questions asked by the Census were several that reflect new issues in agriculture. This issue of Kentucky: By the Numbers provides data for several of these. The Census of Agriculture is conducted every five years and is an important source of agriculture data for every state and county.

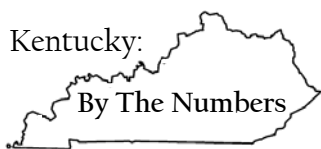
"Kentucky: By the Numbers" is a series of county profiles produced on an occasional basis which are developed to support local decision making. The entire series is available online at <http://www.ca.uky.edu/snarl>.

	<u>County</u>	<u>State</u>
Farms		
Total Number of Farms (2007)	1,509	85,260
Internet		
Number of Farms with Internet Access (2007)	718	43,127
<i>Percent of all Farms with Internet Access (2007)</i>	<i>47.6%</i>	<i>50.6%</i>
Number of Farms with High Speed Internet Access (2007)	304	24,824
Alternative Markets		
Number of Farms that Marketed Products through Community Supported Agriculture (CSA) (2007)	13	544
Number of Farms that Produced and Sold Value-Added Commodities (2007)	69	3,368
Organic Agriculture		
Number of Farms Using Organic Production (2007)	4	193
Total Acres Used for Organic Production (2007)	(data not disclosed)	9,280
Acres Being Converted to Organic Production (2007)	462	7,044

These data are from the 2007 Census of Agriculture
More data are available from the National Agricultural Statistics Service at:
<http://www.agcensus.usda.gov/>

Kentucky: By the Numbers is a program of the Department of Community and Leadership Development and the Kentucky Cooperative Extension Service, Community and Economic Development Programs at the University of Kentucky. For more information contact your local Cooperative Extension office or Dr. Julie N. Zimmerman, Department of Community and Leadership Development, 500 Garrigus Building, University of Kentucky, Lexington, KY 40546-0215, (859) 257-7583, email: jzimm@email.uky.edu.

Educational programs of the Kentucky Cooperative Extension Service serve all people regardless of race, color, age, sex, religion, disability, or national origin.
UNIVERSITY OF KENTUCKY, KENTUCKY STATE UNIVERSITY, U.S. DEPARTMENT OF AGRICULTURE, AND KENTUCKY COUNTIES, COOPERATING
An Equal Opportunity University



Department of Community and
Leadership Development
University of Kentucky

KENTUCKY: BY THE NUMBERS

~ New Issues in Agriculture ~

Bullitt County

Julie N. Zimmerman and Cecil J. Shelton
Department of Community and Leadership Development
July, 2009

COOPERATIVE
EXTENSION
SERVICE



UNIVERSITY OF KENTUCKY
College of Agriculture

Data from the 2007 Census of Agriculture were just released this year. Among the questions asked by the Census were several that reflect new issues in agriculture. This issue of Kentucky: By the Numbers provides data for several of these. The Census of Agriculture is conducted every five years and is an important source of agriculture data for every state and county.

"Kentucky: By the Numbers" is a series of county profiles produced on an occasional basis which are developed to support local decision making. The entire series is available online at <http://www.ca.uky.edu/snarl>.

	<u>County</u>	<u>State</u>
Farms		
Total Number of Farms (2007)	519	85,260
Internet		
Number of Farms with Internet Access (2007)	266	43,127
Percent of all Farms with Internet Access (2007)	51.3%	50.6%
Number of Farms with High Speed Internet Access (2007)	179	24,824
Alternative Markets		
Number of Farms that Marketed Products through Community Supported Agriculture (CSA) (2007)	1	544
Number of Farms that Produced and Sold Value-Added Commodities (2007)	20	3,368
Organic Agriculture		
Number of Farms Using Organic Production (2007)	2	193
Total Acres Used for Organic Production (2007)	(data not disclosed)	9,280
Acres Being Converted to Organic Production (2007)	23	7,044

These data are from the 2007 Census of Agriculture
More data are available from the National Agricultural Statistics Service at:
<http://www.agcensus.usda.gov/>

Kentucky: By the Numbers is a program of the Department of Community and Leadership Development and the Kentucky Cooperative Extension Service, Community and Economic Development Programs at the University of Kentucky. For more information contact your local Cooperative Extension office or Dr. Julie N. Zimmerman, Department of Community and Leadership Development, 500 Garrigus Building, University of Kentucky, Lexington, KY 40546-0215, (859) 257-7583, email: jzimm@email.uky.edu.

Educational programs of the Kentucky Cooperative Extension Service serve all people regardless of race, color, age, sex, religion, disability, or national origin.
UNIVERSITY OF KENTUCKY, KENTUCKY STATE UNIVERSITY, U.S. DEPARTMENT OF AGRICULTURE, AND KENTUCKY COUNTIES, COOPERATING
An Equal Opportunity University



Department of Community and
Leadership Development
University of Kentucky

KENTUCKY: BY THE NUMBERS

~ New Issues in Agriculture ~

Butler County

Julie N. Zimmerman and Cecil J. Shelton
Department of Community and Leadership Development
July, 2009

COOPERATIVE
EXTENSION
SERVICE



UNIVERSITY OF KENTUCKY
College of Agriculture

Data from the 2007 Census of Agriculture were just released this year. Among the questions asked by the Census were several that reflect new issues in agriculture. This issue of Kentucky: By the Numbers provides data for several of these. The Census of Agriculture is conducted every five years and is an important source of agriculture data for every state and county.

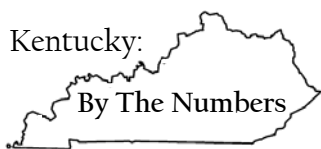
"Kentucky: By the Numbers" is a series of county profiles produced on an occasional basis which are developed to support local decision making. The entire series is available online at <http://www.ca.uky.edu/snarl>.

	<u>County</u>	<u>State</u>
Farms		
Total Number of Farms (2007)	778	85,260
Internet		
Number of Farms with Internet Access (2007)	317	43,127
Percent of all Farms with Internet Access (2007)	40.7%	50.6%
Number of Farms with High Speed Internet Access (2007)	141	24,824
Alternative Markets		
Number of Farms that Marketed Products through Community Supported Agriculture (CSA) (2007)	1	544
Number of Farms that Produced and Sold Value-Added Commodities (2007)	22	3,368
Organic Agriculture		
Number of Farms Using Organic Production (2007)	0	193
Total Acres Used for Organic Production (2007)	0	9,280
Acres Being Converted to Organic Production (2007)	(data not disclosed)	7,044

These data are from the 2007 Census of Agriculture
More data are available from the National Agricultural Statistics Service at:
<http://www.agcensus.usda.gov/>

Kentucky: By the Numbers is a program of the Department of Community and Leadership Development and the Kentucky Cooperative Extension Service, Community and Economic Development Programs at the University of Kentucky. For more information contact your local Cooperative Extension office or Dr. Julie N. Zimmerman, Department of Community and Leadership Development, 500 Garrigus Building, University of Kentucky, Lexington, KY 40546-0215, (859) 257-7583, email: jzimm@email.uky.edu.

Educational programs of the Kentucky Cooperative Extension Service serve all people regardless of race, color, age, sex, religion, disability, or national origin.
UNIVERSITY OF KENTUCKY, KENTUCKY STATE UNIVERSITY, U.S. DEPARTMENT OF AGRICULTURE, AND KENTUCKY COUNTIES, COOPERATING
An Equal Opportunity University



Department of Community and
Leadership Development
University of Kentucky

KENTUCKY: BY THE NUMBERS

~ New Issues in Agriculture ~

Caldwell County

Julie N. Zimmerman and Cecil J. Shelton
Department of Community and Leadership Development
July, 2009

COOPERATIVE
EXTENSION
SERVICE



UNIVERSITY OF KENTUCKY
College of Agriculture

Data from the 2007 Census of Agriculture were just released this year. Among the questions asked by the Census were several that reflect new issues in agriculture. This issue of Kentucky: By the Numbers provides data for several of these. The Census of Agriculture is conducted every five years and is an important source of agriculture data for every state and county.

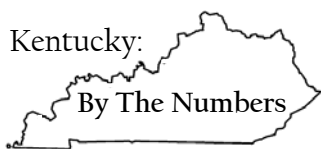
"Kentucky: By the Numbers" is a series of county profiles produced on an occasional basis which are developed to support local decision making. The entire series is available online at <http://www.ca.uky.edu/snarl>.

	<u>County</u>	<u>State</u>
Farms		
Total Number of Farms (2007)	625	85,260
Internet		
Number of Farms with Internet Access (2007)	299	43,127
<i>Percent of all Farms with Internet Access (2007)</i>	<i>47.8%</i>	<i>50.6%</i>
Number of Farms with High Speed Internet Access (2007)	133	24,824
Alternative Markets		
Number of Farms that Marketed Products through Community Supported Agriculture (CSA) (2007)	9	544
Number of Farms that Produced and Sold Value-Added Commodities (2007)	19	3,368
Organic Agriculture		
Number of Farms Using Organic Production (2007)	2	193
Total Acres Used for Organic Production (2007)	(data not disclosed)	9,280
Acres Being Converted to Organic Production (2007)	(data not disclosed)	7,044

These data are from the 2007 Census of Agriculture
More data are available from the National Agricultural Statistics Service at:
<http://www.agcensus.usda.gov/>

Kentucky: By the Numbers is a program of the Department of Community and Leadership Development and the Kentucky Cooperative Extension Service, Community and Economic Development Programs at the University of Kentucky. For more information contact your local Cooperative Extension office or Dr. Julie N. Zimmerman, Department of Community and Leadership Development, 500 Garrigus Building, University of Kentucky, Lexington, KY 40546-0215, (859) 257-7583, email: jzimm@email.uky.edu.

Educational programs of the Kentucky Cooperative Extension Service serve all people regardless of race, color, age, sex, religion, disability, or national origin.
UNIVERSITY OF KENTUCKY, KENTUCKY STATE UNIVERSITY, U.S. DEPARTMENT OF AGRICULTURE, AND KENTUCKY COUNTIES, COOPERATING
An Equal Opportunity University



Department of Community and
Leadership Development
University of Kentucky

KENTUCKY: BY THE NUMBERS

~ New Issues in Agriculture ~

Calloway County

Julie N. Zimmerman and Cecil J. Shelton
Department of Community and Leadership Development
July, 2009

COOPERATIVE
EXTENSION
SERVICE



UNIVERSITY OF KENTUCKY
College of Agriculture

Data from the 2007 Census of Agriculture were just released this year. Among the questions asked by the Census were several that reflect new issues in agriculture. This issue of Kentucky: By the Numbers provides data for several of these. The Census of Agriculture is conducted every five years and is an important source of agriculture data for every state and county.

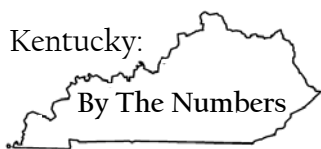
"Kentucky: By the Numbers" is a series of county profiles produced on an occasional basis which are developed to support local decision making. The entire series is available online at <http://www.ca.uky.edu/snarl>.

	<u>County</u>	<u>State</u>
Farms		
Total Number of Farms (2007)	888	85,260
Internet		
Number of Farms with Internet Access (2007)	497	43,127
Percent of all Farms with Internet Access (2007)	56.0%	50.6%
Number of Farms with High Speed Internet Access (2007)	296	24,824
Alternative Markets		
Number of Farms that Marketed Products through Community Supported Agriculture (CSA) (2007)	5	544
Number of Farms that Produced and Sold Value-Added Commodities (2007)	31	3,368
Organic Agriculture		
Number of Farms Using Organic Production (2007)	1	193
Total Acres Used for Organic Production (2007)	(data not disclosed)	9,280
Acres Being Converted to Organic Production (2007)	60	7,044

These data are from the 2007 Census of Agriculture
More data are available from the National Agricultural Statistics Service at:
<http://www.agcensus.usda.gov/>

Kentucky: By the Numbers is a program of the Department of Community and Leadership Development and the Kentucky Cooperative Extension Service, Community and Economic Development Programs at the University of Kentucky. For more information contact your local Cooperative Extension office or Dr. Julie N. Zimmerman, Department of Community and Leadership Development, 500 Garrigus Building, University of Kentucky, Lexington, KY 40546-0215, (859) 257-7583, email: jzimm@email.uky.edu.

Educational programs of the Kentucky Cooperative Extension Service serve all people regardless of race, color, age, sex, religion, disability, or national origin.
UNIVERSITY OF KENTUCKY, KENTUCKY STATE UNIVERSITY, U.S. DEPARTMENT OF AGRICULTURE, AND KENTUCKY COUNTIES, COOPERATING
An Equal Opportunity University



Department of Community and
Leadership Development
University of Kentucky

KENTUCKY: BY THE NUMBERS

~ New Issues in Agriculture ~

Campbell County

Julie N. Zimmerman and Cecil J. Shelton
Department of Community and Leadership Development
July, 2009

COOPERATIVE
EXTENSION
SERVICE



UNIVERSITY OF KENTUCKY
College of Agriculture

Data from the 2007 Census of Agriculture were just released this year. Among the questions asked by the Census were several that reflect new issues in agriculture. This issue of Kentucky: By the Numbers provides data for several of these. The Census of Agriculture is conducted every five years and is an important source of agriculture data for every state and county.

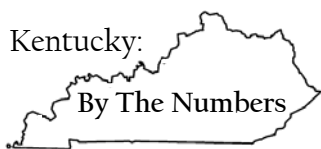
"Kentucky: By the Numbers" is a series of county profiles produced on an occasional basis which are developed to support local decision making. The entire series is available online at <http://www.ca.uky.edu/snarl>.

	<u>County</u>	<u>State</u>
Farms		
Total Number of Farms (2007)	535	85,260
Internet		
Number of Farms with Internet Access (2007)	309	43,127
Percent of all Farms with Internet Access (2007)	57.8%	50.6%
Number of Farms with High Speed Internet Access (2007)	179	24,824
Alternative Markets		
Number of Farms that Marketed Products through Community Supported Agriculture (CSA) (2007)	6	544
Number of Farms that Produced and Sold Value-Added Commodities (2007)	29	3,368
Organic Agriculture		
Number of Farms Using Organic Production (2007)	0	193
Total Acres Used for Organic Production (2007)	0	9,280
Acres Being Converted to Organic Production (2007)	(data not disclosed)	7,044

These data are from the 2007 Census of Agriculture
More data are available from the National Agricultural Statistics Service at:
<http://www.agcensus.usda.gov/>

Kentucky: By the Numbers is a program of the Department of Community and Leadership Development and the Kentucky Cooperative Extension Service, Community and Economic Development Programs at the University of Kentucky. For more information contact your local Cooperative Extension office or Dr. Julie N. Zimmerman, Department of Community and Leadership Development, 500 Garrigus Building, University of Kentucky, Lexington, KY 40546-0215, (859) 257-7583, email: jzimm@email.uky.edu.

Educational programs of the Kentucky Cooperative Extension Service serve all people regardless of race, color, age, sex, religion, disability, or national origin.
UNIVERSITY OF KENTUCKY, KENTUCKY STATE UNIVERSITY, U.S. DEPARTMENT OF AGRICULTURE, AND KENTUCKY COUNTIES, COOPERATING
An Equal Opportunity University



Department of Community and
Leadership Development
University of Kentucky

KENTUCKY: BY THE NUMBERS

~ New Issues in Agriculture ~

Carlisle County

Julie N. Zimmerman and Cecil J. Shelton
Department of Community and Leadership Development
July, 2009

COOPERATIVE
EXTENSION
SERVICE



UNIVERSITY OF KENTUCKY
College of Agriculture

Data from the 2007 Census of Agriculture were just released this year. Among the questions asked by the Census were several that reflect new issues in agriculture. This issue of Kentucky: By the Numbers provides data for several of these. The Census of Agriculture is conducted every five years and is an important source of agriculture data for every state and county.

"Kentucky: By the Numbers" is a series of county profiles produced on an occasional basis which are developed to support local decision making. The entire series is available online at <http://www.ca.uky.edu/snarl>.

	<u>County</u>	<u>State</u>
Farms		
Total Number of Farms (2007)	408	85,260
Internet		
Number of Farms with Internet Access (2007)	183	43,127
<i>Percent of all Farms with Internet Access (2007)</i>	<i>44.9%</i>	<i>50.6%</i>
Number of Farms with High Speed Internet Access (2007)	115	24,824
Alternative Markets		
Number of Farms that Marketed Products through Community Supported Agriculture (CSA) (2007)	2	544
Number of Farms that Produced and Sold Value-Added Commodities (2007)	7	3,368
Organic Agriculture		
Number of Farms Using Organic Production (2007)	0	193
Total Acres Used for Organic Production (2007)	0	9,280
Acres Being Converted to Organic Production (2007)	0	7,044

These data are from the 2007 Census of Agriculture
More data are available from the National Agricultural Statistics Service at:
<http://www.agcensus.usda.gov/>

Kentucky: By the Numbers is a program of the Department of Community and Leadership Development and the Kentucky Cooperative Extension Service, Community and Economic Development Programs at the University of Kentucky. For more information contact your local Cooperative Extension office or Dr. Julie N. Zimmerman, Department of Community and Leadership Development, 500 Garrigus Building, University of Kentucky, Lexington, KY 40546-0215, (859) 257-7583, email: jzimm@email.uky.edu.

Educational programs of the Kentucky Cooperative Extension Service serve all people regardless of race, color, age, sex, religion, disability, or national origin.
UNIVERSITY OF KENTUCKY, KENTUCKY STATE UNIVERSITY, U.S. DEPARTMENT OF AGRICULTURE, AND KENTUCKY COUNTIES, COOPERATING
An Equal Opportunity University