

Department of Community and  
Leadership Development  
University of Kentucky

~ **Monthly Unemployment 2007-2008** ~  
**Henderson County**

Julie N. Zimmerman  
Department of Community and Leadership Development  
February, 2009

COOPERATIVE  
EXTENSION  
SERVICE



UNIVERSITY OF KENTUCKY  
College of Agriculture

With the deepening of the economic crisis, unemployment rates have begun to rise. While some areas have been hard hit, others have seen less of an impact. Still, job losses are rising and unemployment rates are increasing.

This issue of Kentucky: By the Numbers provides monthly unemployment rates for counties in Kentucky. These county rates are not seasonally adjusted by the Bureau of Labor Statistics for “the influences of weather, holidays, the opening and closing of schools, and other recurring seasonal events.” So that counties can compare their data with the state, all of the data included here are *not seasonally adjusted*. For more data on unemployment rates, go to <http://www.bls.gov/lau/>.

*“Kentucky: By the Numbers” is a series of county profiles produced on an occasional basis which are developed to support local decision making. The entire series is available online at <http://www.ca.uky.edu/snarl>.*

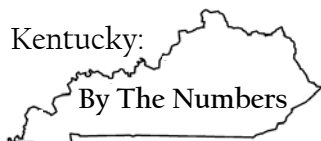
	<u>County</u>	<u>State</u>
<b><u>Percent Change in the Monthly Unemployment Rate</u></b>		
<i>Comparing Nov. 2007 and Nov. 2008</i>	<b>68.9%</b>	<b>36.7%</b>
<i>Comparing Oct. 2007 and Oct. 2008</i>	<b>36.2%</b>	<b>28.6%</b>
<i>Comparing Sept. 2007 and Sept. 2008</i>	<b>34.9%</b>	<b>25.0%</b>
<i>Comparing Aug. 2007 and Aug. 2008</i>	<b>40.5%</b>	<b>25.0%</b>

**Unemployment Rates, 2008**

<i>Annual Average Unemployment Rate, 2008</i>	<i>n/a</i>	<b>6.4</b>
<i>December, 2008 (p = preliminary)</i>	<i>8.8(p)</i>	7.6
November, 2008	7.6	6.7
October, 2008	6.4	6.3
September, 2008	5.8	6.5
August, 2008	5.9	6.5
July, 2008	6.4	6.6
June, 2008	5.3	6.5
May, 2008	5.3	6.2
April, 2008	4.9	5.5

< *Continued on back side* >

< Continued from front side >



Department of Community and  
Leadership Development  
University of Kentucky

~ Monthly Unemployment 2007-2008 ~

**Henderson County**

Julie N. Zimmerman  
Department of Community and Leadership Development  
February, 2009

COOPERATIVE  
EXTENSION  
SERVICE



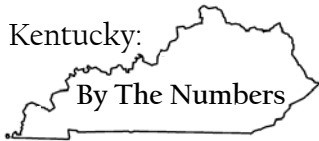
UNIVERSITY OF KENTUCKY  
College of Agriculture

	<u>County</u>	<u>State</u>
<b><u>Unemployment Rates, 2008</u></b> (continued)		
March, 2008	5.8	6.3
February, 2008	5.4	6.4
January, 2008	5.2	6.2
<b><u>Unemployment Rates, 2007</u></b>		
<i>Annual Average Unemployment Rate, 2007</i>	<b>5.0</b>	<b>5.5</b>
December, 2007	4.8	5.5
November, 2007	4.5	4.9
October, 2007	4.7	4.9
September, 2007	4.3	5.2
August, 2007	4.2	5.2
July, 2007	4.9	5.6
June, 2007	4.7	5.6
May, 2007	5.1	5.4
April, 2007	5.6	5.2
March, 2007	5.7	6.0
February, 2007	6.0	6.7
January, 2007	6.1	6.5

These data are from  
the Bureau of Labor Statistics, Local Area Unemployment Statistics program  
<http://www.bls.gov/lau/>

**Kentucky: By the Numbers** is a program of the Department of Community and Leadership Development and the Kentucky Cooperative Extension Service, Community and Economic Development Programs at the University of Kentucky. For more information contact your local Cooperative Extension office or Dr. Julie N. Zimmerman, Department of Community and Leadership Development, 500 Garrigus Building, University of Kentucky, Lexington, KY 40546-0215, (859) 257-7583, email: [jjimm@email.uky.edu](mailto:jjimm@email.uky.edu).

Educational programs of the Kentucky Cooperative Extension Service serve all people regardless of race, color, age, sex, religion, disability, or national origin.  
UNIVERSITY OF KENTUCKY, KENTUCKY STATE UNIVERSITY, U.S. DEPARTMENT OF AGRICULTURE, AND KENTUCKY COUNTIES, COOPERATING  
An Equal Opportunity University



Department of Community and  
Leadership Development  
University of Kentucky

~ **Monthly Unemployment 2007-2008** ~  
**Henry County**

Julie N. Zimmerman  
Department of Community and Leadership Development  
February, 2009

COOPERATIVE  
EXTENSION  
SERVICE



UNIVERSITY OF KENTUCKY  
College of Agriculture

With the deepening of the economic crisis, unemployment rates have begun to rise. While some areas have been hard hit, others have seen less of an impact. Still, job losses are rising and unemployment rates are increasing.

This issue of Kentucky: By the Numbers provides monthly unemployment rates for counties in Kentucky. These county rates are not seasonally adjusted by the Bureau of Labor Statistics for “the influences of weather, holidays, the opening and closing of schools, and other recurring seasonal events.” So that counties can compare their data with the state, all of the data included here are *not seasonally adjusted*. For more data on unemployment rates, go to <http://www.bls.gov/lau/>.

*“Kentucky: By the Numbers” is a series of county profiles produced on an occasional basis which are developed to support local decision making. The entire series is available online at <http://www.ca.uky.edu/snarl>.*

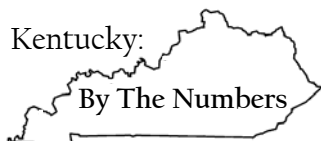
	<u>County</u>	<u>State</u>
<b><u>Percent Change in the Monthly Unemployment Rate</u></b>		
<i>Comparing Nov. 2007 and Nov. 2008</i>	<b>39.5%</b>	<b>36.7%</b>
<i>Comparing Oct. 2007 and Oct. 2008</i>	<b>16.4%</b>	<b>28.6%</b>
<i>Comparing Sept. 2007 and Sept. 2008</i>	<b>48.9%</b>	<b>25.0%</b>
<i>Comparing Aug. 2007 and Aug. 2008</i>	<b>41.3%</b>	<b>25.0%</b>

**Unemployment Rates, 2008**

<i>Annual Average Unemployment Rate, 2008</i>	<i>n/a</i>	<b>6.4</b>
<i>December, 2008 (p = preliminary)</i>	<i>7.2(p)</i>	7.6
November, 2008	6.0	6.7
October, 2008	6.4	6.3
September, 2008	6.7	6.5
August, 2008	6.5	6.5
July, 2008	6.4	6.6
June, 2008	6.4	6.5
May, 2008	5.6	6.2
April, 2008	4.9	5.5

< *Continued on back side* >

< Continued from front side >



Department of Community and  
Leadership Development  
University of Kentucky

~ Monthly Unemployment 2007-2008 ~

**Henry County**

Julie N. Zimmerman  
Department of Community and Leadership Development  
February, 2009

COOPERATIVE  
EXTENSION  
SERVICE



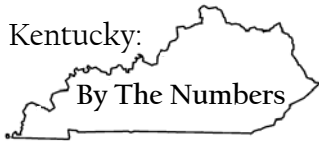
UNIVERSITY OF KENTUCKY  
College of Agriculture

	<u>County</u>	<u>State</u>
<b><u>Unemployment Rates, 2008</u></b> (continued)		
March, 2008	5.4	6.3
February, 2008	5.8	6.4
January, 2008	5.9	6.2
<b><u>Unemployment Rates, 2007</u></b>		
<i>Annual Average Unemployment Rate, 2007</i>	<b>5.3</b>	<b>5.5</b>
December, 2007	6.3	5.5
November, 2007	4.3	4.9
October, 2007	5.5	4.9
September, 2007	4.5	5.2
August, 2007	4.6	5.2
July, 2007	5.2	5.6
June, 2007	4.6	5.6
May, 2007	4.4	5.4
April, 2007	4.6	5.2
March, 2007	5.7	6.0
February, 2007	6.6	6.7
January, 2007	7.0	6.5

These data are from  
the Bureau of Labor Statistics, Local Area Unemployment Statistics program  
<http://www.bls.gov/lau/>

**Kentucky: By the Numbers** is a program of the Department of Community and Leadership Development and the Kentucky Cooperative Extension Service, Community and Economic Development Programs at the University of Kentucky. For more information contact your local Cooperative Extension office or Dr. Julie N. Zimmerman, Department of Community and Leadership Development, 500 Garrigus Building, University of Kentucky, Lexington, KY 40546-0215, (859) 257-7583, email: [jjimm@email.uky.edu](mailto:jjimm@email.uky.edu).

Educational programs of the Kentucky Cooperative Extension Service serve all people regardless of race, color, age, sex, religion, disability, or national origin.  
UNIVERSITY OF KENTUCKY, KENTUCKY STATE UNIVERSITY, U.S. DEPARTMENT OF AGRICULTURE, AND KENTUCKY COUNTIES, COOPERATING  
An Equal Opportunity University



Department of Community and Leadership Development  
University of Kentucky

~ **Monthly Unemployment 2007-2008** ~  
**Hickman County**

Julie N. Zimmerman  
Department of Community and Leadership Development  
February, 2009

COOPERATIVE  
EXTENSION  
SERVICE



UNIVERSITY OF KENTUCKY  
College of Agriculture

With the deepening of the economic crisis, unemployment rates have begun to rise. While some areas have been hard hit, others have seen less of an impact. Still, job losses are rising and unemployment rates are increasing.

This issue of Kentucky: By the Numbers provides monthly unemployment rates for counties in Kentucky. These county rates are not seasonally adjusted by the Bureau of Labor Statistics for “the influences of weather, holidays, the opening and closing of schools, and other recurring seasonal events.” So that counties can compare their data with the state, all of the data included here are *not seasonally adjusted*. For more data on unemployment rates, go to <http://www.bls.gov/lau/>.

*“Kentucky: By the Numbers” is a series of county profiles produced on an occasional basis which are developed to support local decision making. The entire series is available online at <http://www.ca.uky.edu/snarl>.*

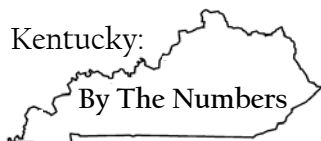
	<u>County</u>	<u>State</u>
<b><u>Percent Change in the Monthly Unemployment Rate</u></b>		
<i>Comparing Nov. 2007 and Nov. 2008</i>	<b>14.5%</b>	<b>36.7%</b>
<i>Comparing Oct. 2007 and Oct. 2008</i>	<b>16.1%</b>	<b>28.6%</b>
<i>Comparing Sept. 2007 and Sept. 2008</i>	<b>10.4%</b>	<b>25.0%</b>
<i>Comparing Aug. 2007 and Aug. 2008</i>	<b>9.0%</b>	<b>25.0%</b>

**Unemployment Rates, 2008**

<i>Annual Average Unemployment Rate, 2008</i>	<i>n/a</i>	<b>6.4</b>
<i>December, 2008 (p = preliminary)</i>	<i>7.8(p)</i>	7.6
November, 2008	7.1	6.7
October, 2008	6.5	6.3
September, 2008	7.4	6.5
August, 2008	7.3	6.5
July, 2008	8.1	6.6
June, 2008	7.3	6.5
May, 2008	6.8	6.2
April, 2008	6.0	5.5

< *Continued on back side* >

< Continued from front side >



Department of Community and  
Leadership Development  
University of Kentucky

~ Monthly Unemployment 2007-2008 ~

**Hickman County**

Julie N. Zimmerman  
Department of Community and Leadership Development  
February, 2009

COOPERATIVE  
EXTENSION  
SERVICE



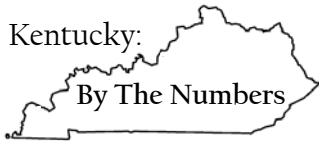
UNIVERSITY OF KENTUCKY  
College of Agriculture

	<u>County</u>	<u>State</u>
<b><u>Unemployment Rates, 2008</u></b> (continued)		
March, 2008	7.2	6.3
February, 2008	7.6	6.4
January, 2008	7.7	6.2
<b><u>Unemployment Rates, 2007</u></b>		
<i>Annual Average Unemployment Rate, 2007</i>	<b>6.8</b>	<b>5.5</b>
December, 2007	6.7	5.5
November, 2007	6.2	4.9
October, 2007	5.6	4.9
September, 2007	6.7	5.2
August, 2007	6.7	5.2
July, 2007	7.1	5.6
June, 2007	7.6	5.6
May, 2007	6.7	5.4
April, 2007	6.7	5.2
March, 2007	6.8	6.0
February, 2007	7.9	6.7
January, 2007	7.4	6.5

These data are from  
the Bureau of Labor Statistics, Local Area Unemployment Statistics program  
<http://www.bls.gov/lau/>

**Kentucky: By the Numbers** is a program of the Department of Community and Leadership Development and the Kentucky Cooperative Extension Service, Community and Economic Development Programs at the University of Kentucky. For more information contact your local Cooperative Extension office or Dr. Julie N. Zimmerman, Department of Community and Leadership Development, 500 Garrigus Building, University of Kentucky, Lexington, KY 40546-0215, (859) 257-7583, email: [jjimm@email.uky.edu](mailto:jjimm@email.uky.edu).

Educational programs of the Kentucky Cooperative Extension Service serve all people regardless of race, color, age, sex, religion, disability, or national origin.  
UNIVERSITY OF KENTUCKY, KENTUCKY STATE UNIVERSITY, U.S. DEPARTMENT OF AGRICULTURE, AND KENTUCKY COUNTIES, COOPERATING  
An Equal Opportunity University



Department of Community and  
Leadership Development  
University of Kentucky

~ **Monthly Unemployment 2007-2008** ~  
**Hopkins County**

Julie N. Zimmerman  
Department of Community and Leadership Development  
February, 2009

COOPERATIVE  
EXTENSION  
SERVICE



UNIVERSITY OF KENTUCKY  
College of Agriculture

With the deepening of the economic crisis, unemployment rates have begun to rise. While some areas have been hard hit, others have seen less of an impact. Still, job losses are rising and unemployment rates are increasing.

This issue of Kentucky: By the Numbers provides monthly unemployment rates for counties in Kentucky. These county rates are not seasonally adjusted by the Bureau of Labor Statistics for “the influences of weather, holidays, the opening and closing of schools, and other recurring seasonal events.” So that counties can compare their data with the state, all of the data included here are *not seasonally adjusted*. For more data on unemployment rates, go to <http://www.bls.gov/lau/>.

*“Kentucky: By the Numbers” is a series of county profiles produced on an occasional basis which are developed to support local decision making. The entire series is available online at <http://www.ca.uky.edu/snarl>.*

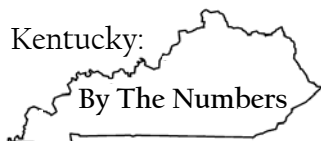
	<u>County</u>	<u>State</u>
<b><u>Percent Change in the Monthly Unemployment Rate</u></b>		
<i>Comparing Nov. 2007 and Nov. 2008</i>	<b>23.2%</b>	<b>36.7%</b>
<i>Comparing Oct. 2007 and Oct. 2008</i>	<b>26.4%</b>	<b>28.6%</b>
<i>Comparing Sept. 2007 and Sept. 2008</i>	<b>25.9%</b>	<b>25.0%</b>
<i>Comparing Aug. 2007 and Aug. 2008</i>	<b>28.1%</b>	<b>25.0%</b>

**Unemployment Rates, 2008**

<i>Annual Average Unemployment Rate, 2008</i>	<i>n/a</i>	<b>6.4</b>
<i>December, 2008 (p = preliminary)</i>	<i>7.1(p)</i>	7.6
November, 2008	6.9	6.7
October, 2008	6.7	6.3
September, 2008	7.3	6.5
August, 2008	7.3	6.5
July, 2008	8.0	6.6
June, 2008	7.4	6.5
May, 2008	7.5	6.2
April, 2008	7.3	5.5

< *Continued on back side* >

< Continued from front side >



Department of Community and  
Leadership Development  
University of Kentucky

~ Monthly Unemployment 2007-2008 ~

**Hopkins County**

Julie N. Zimmerman  
Department of Community and Leadership Development  
February, 2009

COOPERATIVE  
EXTENSION  
SERVICE



UNIVERSITY OF KENTUCKY  
College of Agriculture

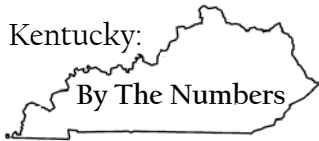
	<u>County</u>	<u>State</u>
<b><u>Unemployment Rates, 2008</u></b> (continued)		
March, 2008	8.0	6.3
February, 2008	7.8	6.4
January, 2008	7.1	6.2
<b><u>Unemployment Rates, 2007</u></b>		
<i>Annual Average Unemployment Rate, 2007</i>	<b>6.0</b>	<b>5.5</b>
December, 2007	6.2	5.5
November, 2007	5.6	4.9
October, 2007	5.3	4.9
September, 2007	5.8	5.2
August, 2007	5.7	5.2
July, 2007	6.3	5.6
June, 2007	6.0	5.6
May, 2007	5.9	5.4
April, 2007	5.8	5.2
March, 2007	6.4	6.0
February, 2007	7.0	6.7
January, 2007	6.5	6.5

These data are from  
the Bureau of Labor Statistics, Local Area Unemployment Statistics program  
<http://www.bls.gov/lau/>

**Kentucky: By the Numbers** is a program of the Department of Community and Leadership Development and the Kentucky Cooperative Extension Service, Community and Economic Development Programs at the University of Kentucky. For more information contact your local Cooperative Extension office or Dr. Julie N. Zimmerman, Department of Community and Leadership Development, 500 Garrigus Building, University of Kentucky, Lexington, KY 40546-0215, (859) 257-7583, email: [jjimm@email.uky.edu](mailto:jjimm@email.uky.edu).

Educational programs of the Kentucky Cooperative Extension Service serve all people regardless of race, color, age, sex, religion, disability, or national origin.  
UNIVERSITY OF KENTUCKY, KENTUCKY STATE UNIVERSITY, U.S. DEPARTMENT OF AGRICULTURE, AND KENTUCKY COUNTIES, COOPERATING  
An Equal Opportunity University





Department of Community and Leadership Development  
University of Kentucky

~ **Monthly Unemployment 2007-2008** ~  
**Jackson County**

Julie N. Zimmerman  
Department of Community and Leadership Development  
February, 2009

COOPERATIVE  
EXTENSION  
SERVICE



UNIVERSITY OF KENTUCKY  
College of Agriculture

With the deepening of the economic crisis, unemployment rates have begun to rise. While some areas have been hard hit, others have seen less of an impact. Still, job losses are rising and unemployment rates are increasing.

This issue of Kentucky: By the Numbers provides monthly unemployment rates for counties in Kentucky. These county rates are not seasonally adjusted by the Bureau of Labor Statistics for “the influences of weather, holidays, the opening and closing of schools, and other recurring seasonal events.” So that counties can compare their data with the state, all of the data included here are *not seasonally adjusted*. For more data on unemployment rates, go to <http://www.bls.gov/lau/>.

*“Kentucky: By the Numbers” is a series of county profiles produced on an occasional basis which are developed to support local decision making. The entire series is available online at <http://www.ca.uky.edu/snarl>.*

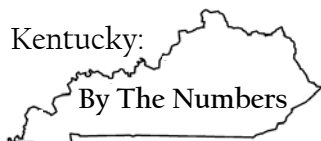
	<u>County</u>	<u>State</u>
<b><u>Percent Change in the Monthly Unemployment Rate</u></b>		
<i>Comparing Nov. 2007 and Nov. 2008</i>	<b>6.4%</b>	<b>36.7%</b>
<i>Comparing Oct. 2007 and Oct. 2008</i>	<b>-5.6%</b>	<b>28.6%</b>
<i>Comparing Sept. 2007 and Sept. 2008</i>	<b>-12.3%</b>	<b>25.0%</b>
<i>Comparing Aug. 2007 and Aug. 2008</i>	<b>-21.8%</b>	<b>25.0%</b>

**Unemployment Rates, 2008**

<i>Annual Average Unemployment Rate, 2008</i>	<i>n/a</i>	<b>6.4</b>
<i>December, 2008 (p = preliminary)</i>	<i>13.5(p)</i>	7.6
November, 2008	11.6	6.7
October, 2008	10.2	6.3
September, 2008	10.7	6.5
August, 2008	10.4	6.5
July, 2008	11.1	6.6
June, 2008	10.9	6.5
May, 2008	11.3	6.2
April, 2008	10.7	5.5

< *Continued on back side* >

< Continued from front side >



Department of Community and  
Leadership Development  
University of Kentucky

~ Monthly Unemployment 2007-2008 ~

**Jackson County**

Julie N. Zimmerman  
Department of Community and Leadership Development  
February, 2009

COOPERATIVE  
EXTENSION  
SERVICE



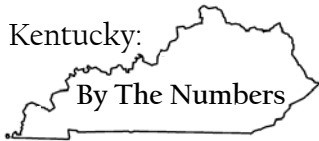
UNIVERSITY OF KENTUCKY  
College of Agriculture

	<u>County</u>	<u>State</u>
<b><u>Unemployment Rates, 2008</u></b> (continued)		
March, 2008	12.2	6.3
February, 2008	12.1	6.4
January, 2008	12.0	6.2
<b><u>Unemployment Rates, 2007</u></b>		
<i>Annual Average Unemployment Rate, 2007</i>	<b>13.9</b>	<b>5.5</b>
December, 2007	11.7	5.5
November, 2007	10.9	4.9
October, 2007	10.8	4.9
September, 2007	12.2	5.2
August, 2007	13.3	5.2
July, 2007	14.2	5.6
June, 2007	14.6	5.6
May, 2007	15.0	5.4
April, 2007	14.7	5.2
March, 2007	15.3	6.0
February, 2007	17.0	6.7
January, 2007	15.8	6.5

These data are from  
the Bureau of Labor Statistics, Local Area Unemployment Statistics program  
<http://www.bls.gov/lau/>

**Kentucky: By the Numbers** is a program of the Department of Community and Leadership Development and the Kentucky Cooperative Extension Service, Community and Economic Development Programs at the University of Kentucky. For more information contact your local Cooperative Extension office or Dr. Julie N. Zimmerman, Department of Community and Leadership Development, 500 Garrigus Building, University of Kentucky, Lexington, KY 40546-0215, (859) 257-7583, email: [jjimm@email.uky.edu](mailto:jjimm@email.uky.edu).

Educational programs of the Kentucky Cooperative Extension Service serve all people regardless of race, color, age, sex, religion, disability, or national origin.  
UNIVERSITY OF KENTUCKY, KENTUCKY STATE UNIVERSITY, U.S. DEPARTMENT OF AGRICULTURE, AND KENTUCKY COUNTIES, COOPERATING  
An Equal Opportunity University



Department of Community and Leadership Development  
University of Kentucky

~ **Monthly Unemployment 2007-2008** ~  
**Jefferson County**

Julie N. Zimmerman  
Department of Community and Leadership Development  
February, 2009

COOPERATIVE  
EXTENSION  
SERVICE



UNIVERSITY OF KENTUCKY  
College of Agriculture

With the deepening of the economic crisis, unemployment rates have begun to rise. While some areas have been hard hit, others have seen less of an impact. Still, job losses are rising and unemployment rates are increasing.

This issue of Kentucky: By the Numbers provides monthly unemployment rates for counties in Kentucky. These county rates are not seasonally adjusted by the Bureau of Labor Statistics for “the influences of weather, holidays, the opening and closing of schools, and other recurring seasonal events.” So that counties can compare their data with the state, all of the data included here are *not seasonally adjusted*. For more data on unemployment rates, go to <http://www.bls.gov/lau/>.

*“Kentucky: By the Numbers” is a series of county profiles produced on an occasional basis which are developed to support local decision making. The entire series is available online at <http://www.ca.uky.edu/snarl>.*

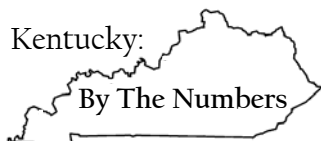
	<u>County</u>	<u>State</u>
<b><u>Percent Change in the Monthly Unemployment Rate</u></b>		
<i>Comparing Nov. 2007 and Nov. 2008</i>	<b>42.2%</b>	<b>36.7%</b>
<i>Comparing Oct. 2007 and Oct. 2008</i>	<b>32.7%</b>	<b>28.6%</b>
<i>Comparing Sept. 2007 and Sept. 2008</i>	<b>47.9%</b>	<b>25.0%</b>
<i>Comparing Aug. 2007 and Aug. 2008</i>	<b>34.7%</b>	<b>25.0%</b>

**Unemployment Rates, 2008**

<i>Annual Average Unemployment Rate, 2008</i>	<i>n/a</i>	<b>6.4</b>
<i>December, 2008 (p = preliminary)</i>	<i>7.5(p)</i>	7.6
November, 2008	6.4	6.7
October, 2008	6.5	6.3
September, 2008	7.1	6.5
August, 2008	6.6	6.5
July, 2008	6.4	6.6
June, 2008	6.5	6.5
May, 2008	5.9	6.2
April, 2008	5.5	5.5

< *Continued on back side* >

< Continued from front side >



Department of Community and  
Leadership Development  
University of Kentucky

~ Monthly Unemployment 2007-2008 ~

**Jefferson County**

Julie N. Zimmerman  
Department of Community and Leadership Development  
February, 2009

COOPERATIVE  
EXTENSION  
SERVICE



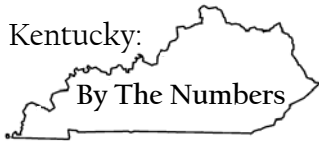
UNIVERSITY OF KENTUCKY  
College of Agriculture

	<u>County</u>	<u>State</u>
<b><u>Unemployment Rates, 2008</u></b> (continued)		
March, 2008	5.8	6.3
February, 2008	5.7	6.4
January, 2008	5.5	6.2
<b><u>Unemployment Rates, 2007</u></b>		
<i>Annual Average Unemployment Rate, 2007</i>	<b>5.3</b>	<b>5.5</b>
December, 2007	5.4	5.5
November, 2007	4.5	4.9
October, 2007	4.9	4.9
September, 2007	4.8	5.2
August, 2007	4.9	5.2
July, 2007	5.3	5.6
June, 2007	5.2	5.6
May, 2007	5.1	5.4
April, 2007	5.1	5.2
March, 2007	6.0	6.0
February, 2007	6.0	6.7
January, 2007	6.6	6.5

These data are from  
the Bureau of Labor Statistics, Local Area Unemployment Statistics program  
<http://www.bls.gov/lau/>

**Kentucky: By the Numbers** is a program of the Department of Community and Leadership Development and the Kentucky Cooperative Extension Service, Community and Economic Development Programs at the University of Kentucky. For more information contact your local Cooperative Extension office or Dr. Julie N. Zimmerman, Department of Community and Leadership Development, 500 Garrigus Building, University of Kentucky, Lexington, KY 40546-0215, (859) 257-7583, email: [jjimm@email.uky.edu](mailto:jjimm@email.uky.edu).

Educational programs of the Kentucky Cooperative Extension Service serve all people regardless of race, color, age, sex, religion, disability, or national origin.  
UNIVERSITY OF KENTUCKY, KENTUCKY STATE UNIVERSITY, U.S. DEPARTMENT OF AGRICULTURE, AND KENTUCKY COUNTIES, COOPERATING  
An Equal Opportunity University



Department of Community and  
Leadership Development  
University of Kentucky

~ **Monthly Unemployment 2007-2008** ~  
**Jessamine County**

Julie N. Zimmerman  
Department of Community and Leadership Development  
February, 2009

COOPERATIVE  
EXTENSION  
SERVICE



UNIVERSITY OF KENTUCKY  
College of Agriculture

With the deepening of the economic crisis, unemployment rates have begun to rise. While some areas have been hard hit, others have seen less of an impact. Still, job losses are rising and unemployment rates are increasing.

This issue of Kentucky: By the Numbers provides monthly unemployment rates for counties in Kentucky. These county rates are not seasonally adjusted by the Bureau of Labor Statistics for “the influences of weather, holidays, the opening and closing of schools, and other recurring seasonal events.” So that counties can compare their data with the state, all of the data included here are *not seasonally adjusted*. For more data on unemployment rates, go to <http://www.bls.gov/lau/>.

*“Kentucky: By the Numbers” is a series of county profiles produced on an occasional basis which are developed to support local decision making. The entire series is available online at <http://www.ca.uky.edu/snarl>.*

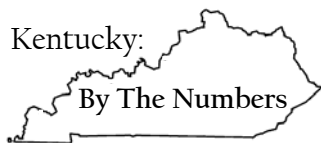
	<u>County</u>	<u>State</u>
<b><u>Percent Change in the Monthly Unemployment Rate</u></b>		
<i>Comparing Nov. 2007 and Nov. 2008</i>	<b>47.4%</b>	<b>36.7%</b>
<i>Comparing Oct. 2007 and Oct. 2008</i>	<b>47.2%</b>	<b>28.6%</b>
<i>Comparing Sept. 2007 and Sept. 2008</i>	<b>41.5%</b>	<b>25.0%</b>
<i>Comparing Aug. 2007 and Aug. 2008</i>	<b>36.6%</b>	<b>25.0%</b>

**Unemployment Rates, 2008**

<i>Annual Average Unemployment Rate, 2008</i>	<i>n/a</i>	<b>6.4</b>
<i>December, 2008 (p = preliminary)</i>	<i>6.3(p)</i>	7.6
November, 2008	5.6	6.7
October, 2008	5.3	6.3
September, 2008	5.8	6.5
August, 2008	5.6	6.5
July, 2008	5.9	6.6
June, 2008	5.6	6.5
May, 2008	5.3	6.2
April, 2008	4.5	5.5

< *Continued on back side* >

< Continued from front side >



Department of Community and  
Leadership Development  
University of Kentucky

~ Monthly Unemployment 2007-2008 ~

**Jessamine County**

Julie N. Zimmerman  
Department of Community and Leadership Development  
February, 2009

COOPERATIVE  
EXTENSION  
SERVICE



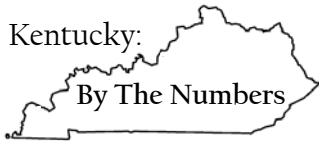
UNIVERSITY OF KENTUCKY  
College of Agriculture

	<u>County</u>	<u>State</u>
<b><u>Unemployment Rates, 2008</u></b> (continued)		
March, 2008	5.2	6.3
February, 2008	5.3	6.4
January, 2008	4.8	6.2
<b><u>Unemployment Rates, 2007</u></b>		
<i>Annual Average Unemployment Rate, 2007</i>	<b>4.5</b>	<b>5.5</b>
December, 2007	4.2	5.5
November, 2007	3.8	4.9
October, 2007	3.6	4.9
September, 2007	4.1	5.2
August, 2007	4.1	5.2
July, 2007	4.5	5.6
June, 2007	4.8	5.6
May, 2007	4.4	5.4
April, 2007	4.4	5.2
March, 2007	5.0	6.0
February, 2007	5.6	6.7
January, 2007	5.1	6.5

These data are from  
the Bureau of Labor Statistics, Local Area Unemployment Statistics program  
<http://www.bls.gov/lau/>

**Kentucky: By the Numbers** is a program of the Department of Community and Leadership Development and the Kentucky Cooperative Extension Service, Community and Economic Development Programs at the University of Kentucky. For more information contact your local Cooperative Extension office or Dr. Julie N. Zimmerman, Department of Community and Leadership Development, 500 Garrigus Building, University of Kentucky, Lexington, KY 40546-0215, (859) 257-7583, email: [jjimm@email.uky.edu](mailto:jjimm@email.uky.edu).

Educational programs of the Kentucky Cooperative Extension Service serve all people regardless of race, color, age, sex, religion, disability, or national origin.  
UNIVERSITY OF KENTUCKY, KENTUCKY STATE UNIVERSITY, U.S. DEPARTMENT OF AGRICULTURE, AND KENTUCKY COUNTIES, COOPERATING  
An Equal Opportunity University



Department of Community and  
Leadership Development  
University of Kentucky

~ **Monthly Unemployment 2007-2008** ~  
**Johnson County**

Julie N. Zimmerman  
Department of Community and Leadership Development  
February, 2009

COOPERATIVE  
EXTENSION  
SERVICE



UNIVERSITY OF KENTUCKY  
College of Agriculture

With the deepening of the economic crisis, unemployment rates have begun to rise. While some areas have been hard hit, others have seen less of an impact. Still, job losses are rising and unemployment rates are increasing.

This issue of Kentucky: By the Numbers provides monthly unemployment rates for counties in Kentucky. These county rates are not seasonally adjusted by the Bureau of Labor Statistics for “the influences of weather, holidays, the opening and closing of schools, and other recurring seasonal events.” So that counties can compare their data with the state, all of the data included here are *not seasonally adjusted*. For more data on unemployment rates, go to <http://www.bls.gov/lau/>.

*“Kentucky: By the Numbers” is a series of county profiles produced on an occasional basis which are developed to support local decision making. The entire series is available online at <http://www.ca.uky.edu/snarl>.*

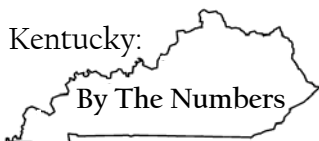
	<u>County</u>	<u>State</u>
<b><u>Percent Change in the Monthly Unemployment Rate</u></b>		
<i>Comparing Nov. 2007 and Nov. 2008</i>	<b>25.0%</b>	<b>36.7%</b>
<i>Comparing Oct. 2007 and Oct. 2008</i>	<b>15.1%</b>	<b>28.6%</b>
<i>Comparing Sept. 2007 and Sept. 2008</i>	<b>13.3%</b>	<b>25.0%</b>
<i>Comparing Aug. 2007 and Aug. 2008</i>	<b>10.0%</b>	<b>25.0%</b>

**Unemployment Rates, 2008**

<i>Annual Average Unemployment Rate, 2008</i>	<i>n/a</i>	<b>6.4</b>
<i>December, 2008 (p = preliminary)</i>	<i>7.7(p)</i>	7.6
November, 2008	7.0	6.7
October, 2008	6.1	6.3
September, 2008	6.8	6.5
August, 2008	6.6	6.5
July, 2008	7.0	6.6
June, 2008	7.3	6.5
May, 2008	6.7	6.2
April, 2008	6.0	5.5

< *Continued on back side* >

< Continued from front side >



Department of Community and  
Leadership Development  
University of Kentucky

~ Monthly Unemployment 2007-2008 ~

**Johnson County**

Julie N. Zimmerman  
Department of Community and Leadership Development  
February, 2009

COOPERATIVE  
EXTENSION  
SERVICE



UNIVERSITY OF KENTUCKY  
College of Agriculture

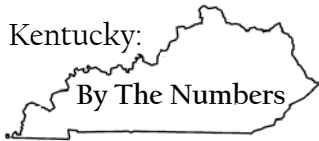
	<u>County</u>	<u>State</u>
<b><u>Unemployment Rates, 2008</u></b> (continued)		
March, 2008	7.1	6.3
February, 2008	7.2	6.4
January, 2008	6.9	6.2
<b><u>Unemployment Rates, 2007</u></b>		
<i>Annual Average Unemployment Rate, 2007</i>	<b>6.2</b>	<b>5.5</b>
December, 2007	6.0	5.5
November, 2007	5.6	4.9
October, 2007	5.3	4.9
September, 2007	6.0	5.2
August, 2007	6.0	5.2
July, 2007	6.2	5.6
June, 2007	6.5	5.6
May, 2007	5.7	5.4
April, 2007	5.8	5.2
March, 2007	6.6	6.0
February, 2007	7.8	6.7
January, 2007	7.1	6.5

These data are from  
the Bureau of Labor Statistics, Local Area Unemployment Statistics program  
<http://www.bls.gov/lau/>

**Kentucky: By the Numbers** is a program of the Department of Community and Leadership Development and the Kentucky Cooperative Extension Service, Community and Economic Development Programs at the University of Kentucky. For more information contact your local Cooperative Extension office or Dr. Julie N. Zimmerman, Department of Community and Leadership Development, 500 Garrigus Building, University of Kentucky, Lexington, KY 40546-0215, (859) 257-7583, email: [jjimm@email.uky.edu](mailto:jjimm@email.uky.edu).

Educational programs of the Kentucky Cooperative Extension Service serve all people regardless of race, color, age, sex, religion, disability, or national origin.  
UNIVERSITY OF KENTUCKY, KENTUCKY STATE UNIVERSITY, U.S. DEPARTMENT OF AGRICULTURE, AND KENTUCKY COUNTIES, COOPERATING  
An Equal Opportunity University





Department of Community and Leadership Development  
University of Kentucky

~ **Monthly Unemployment 2007-2008** ~  
**Kenton County**

Julie N. Zimmerman  
Department of Community and Leadership Development  
February, 2009

COOPERATIVE  
EXTENSION  
SERVICE



UNIVERSITY OF KENTUCKY  
College of Agriculture

With the deepening of the economic crisis, unemployment rates have begun to rise. While some areas have been hard hit, others have seen less of an impact. Still, job losses are rising and unemployment rates are increasing.

This issue of Kentucky: By the Numbers provides monthly unemployment rates for counties in Kentucky. These county rates are not seasonally adjusted by the Bureau of Labor Statistics for “the influences of weather, holidays, the opening and closing of schools, and other recurring seasonal events.” So that counties can compare their data with the state, all of the data included here are *not seasonally adjusted*. For more data on unemployment rates, go to <http://www.bls.gov/lau/>.

*“Kentucky: By the Numbers” is a series of county profiles produced on an occasional basis which are developed to support local decision making. The entire series is available online at <http://www.ca.uky.edu/snarl>.*

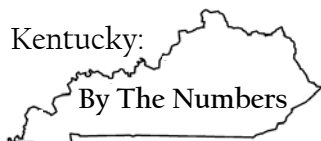
	<u>County</u>	<u>State</u>
<b><u>Percent Change in the Monthly Unemployment Rate</u></b>		
<i>Comparing Nov. 2007 and Nov. 2008</i>	<b>47.6%</b>	<b>36.7%</b>
<i>Comparing Oct. 2007 and Oct. 2008</i>	<b>40.5%</b>	<b>28.6%</b>
<i>Comparing Sept. 2007 and Sept. 2008</i>	<b>29.8%</b>	<b>25.0%</b>
<i>Comparing Aug. 2007 and Aug. 2008</i>	<b>19.6%</b>	<b>25.0%</b>

**Unemployment Rates, 2008**

<i>Annual Average Unemployment Rate, 2008</i>	<i>n/a</i>	<b>6.4</b>
<i>December, 2008 (p = preliminary)</i>	<i>7.4(p)</i>	7.6
November, 2008	6.2	6.7
October, 2008	5.9	6.3
September, 2008	6.1	6.5
August, 2008	6.1	6.5
July, 2008	6.0	6.6
June, 2008	5.8	6.5
May, 2008	5.6	6.2
April, 2008	4.8	5.5

< *Continued on back side* >

< Continued from front side >



Department of Community and  
Leadership Development  
University of Kentucky

~ Monthly Unemployment 2007-2008 ~

**Kenton County**

Julie N. Zimmerman  
Department of Community and Leadership Development  
February, 2009

COOPERATIVE  
EXTENSION  
SERVICE



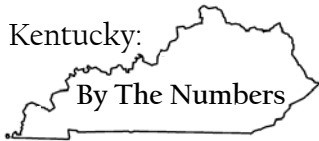
UNIVERSITY OF KENTUCKY  
College of Agriculture

	<u>County</u>	<u>State</u>
<b><u>Unemployment Rates, 2008</u></b> (continued)		
March, 2008	5.8	6.3
February, 2008	5.4	6.4
January, 2008	5.4	6.2
<b><u>Unemployment Rates, 2007</u></b>		
<i>Annual Average Unemployment Rate, 2007</i>	<b>4.8</b>	<b>5.5</b>
December, 2007	4.9	5.5
November, 2007	4.2	4.9
October, 2007	4.2	4.9
September, 2007	4.7	5.2
August, 2007	5.1	5.2
July, 2007	4.8	5.6
June, 2007	4.8	5.6
May, 2007	4.6	5.4
April, 2007	4.4	5.2
March, 2007	5.1	6.0
February, 2007	5.5	6.7
January, 2007	5.3	6.5

These data are from  
the Bureau of Labor Statistics, Local Area Unemployment Statistics program  
<http://www.bls.gov/lau/>

**Kentucky: By the Numbers** is a program of the Department of Community and Leadership Development and the Kentucky Cooperative Extension Service, Community and Economic Development Programs at the University of Kentucky. For more information contact your local Cooperative Extension office or Dr. Julie N. Zimmerman, Department of Community and Leadership Development, 500 Garrigus Building, University of Kentucky, Lexington, KY 40546-0215, (859) 257-7583, email: [jjimm@email.uky.edu](mailto:jjimm@email.uky.edu).

Educational programs of the Kentucky Cooperative Extension Service serve all people regardless of race, color, age, sex, religion, disability, or national origin.  
UNIVERSITY OF KENTUCKY, KENTUCKY STATE UNIVERSITY, U.S. DEPARTMENT OF AGRICULTURE, AND KENTUCKY COUNTIES, COOPERATING  
An Equal Opportunity University



Department of Community and Leadership Development  
University of Kentucky

~ **Monthly Unemployment 2007-2008** ~  
**Knott County**

Julie N. Zimmerman  
Department of Community and Leadership Development  
February, 2009

COOPERATIVE  
EXTENSION  
SERVICE



UNIVERSITY OF KENTUCKY  
College of Agriculture

With the deepening of the economic crisis, unemployment rates have begun to rise. While some areas have been hard hit, others have seen less of an impact. Still, job losses are rising and unemployment rates are increasing.

This issue of Kentucky: By the Numbers provides monthly unemployment rates for counties in Kentucky. These county rates are not seasonally adjusted by the Bureau of Labor Statistics for “the influences of weather, holidays, the opening and closing of schools, and other recurring seasonal events.” So that counties can compare their data with the state, all of the data included here are *not seasonally adjusted*. For more data on unemployment rates, go to <http://www.bls.gov/lau/>.

*“Kentucky: By the Numbers” is a series of county profiles produced on an occasional basis which are developed to support local decision making. The entire series is available online at <http://www.ca.uky.edu/snarl>.*

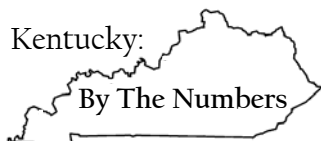
	<u>County</u>	<u>State</u>
<b><u>Percent Change in the Monthly Unemployment Rate</u></b>		
<i>Comparing Nov. 2007 and Nov. 2008</i>	<b>-1.6%</b>	<b>36.7%</b>
<i>Comparing Oct. 2007 and Oct. 2008</i>	<b>6.8%</b>	<b>28.6%</b>
<i>Comparing Sept. 2007 and Sept. 2008</i>	<b>4.4%</b>	<b>25.0%</b>
<i>Comparing Aug. 2007 and Aug. 2008</i>	<b>9.1%</b>	<b>25.0%</b>

**Unemployment Rates, 2008**

<i>Annual Average Unemployment Rate, 2008</i>	<i>n/a</i>	<b>6.4</b>
<i>December, 2008 (p = preliminary)</i>	<i>6.0(p)</i>	7.6
November, 2008	6.2	6.7
October, 2008	6.3	6.3
September, 2008	7.1	6.5
August, 2008	7.2	6.5
July, 2008	8.0	6.6
June, 2008	8.0	6.5
May, 2008	7.2	6.2
April, 2008	6.0	5.5

< *Continued on back side* >

< Continued from front side >



Department of Community and  
Leadership Development  
University of Kentucky

~ Monthly Unemployment 2007-2008 ~

**Knott County**

Julie N. Zimmerman  
Department of Community and Leadership Development  
February, 2009

COOPERATIVE  
EXTENSION  
SERVICE



UNIVERSITY OF KENTUCKY  
College of Agriculture

	<u>County</u>	<u>State</u>
<b><u>Unemployment Rates, 2008</u></b> (continued)		
March, 2008	7.0	6.3
February, 2008	7.4	6.4
January, 2008	7.2	6.2
<b><u>Unemployment Rates, 2007</u></b>		
<i>Annual Average Unemployment Rate, 2007</i>	<b>7.0</b>	<b>5.5</b>
December, 2007	6.8	5.5
November, 2007	6.3	4.9
October, 2007	5.9	4.9
September, 2007	6.8	5.2
August, 2007	6.6	5.2
July, 2007	7.5	5.6
June, 2007	7.8	5.6
May, 2007	7.3	5.4
April, 2007	6.7	5.2
March, 2007	7.3	6.0
February, 2007	8.1	6.7
January, 2007	7.2	6.5

These data are from  
the Bureau of Labor Statistics, Local Area Unemployment Statistics program  
<http://www.bls.gov/lau/>

**Kentucky: By the Numbers** is a program of the Department of Community and Leadership Development and the Kentucky Cooperative Extension Service, Community and Economic Development Programs at the University of Kentucky. For more information contact your local Cooperative Extension office or Dr. Julie N. Zimmerman, Department of Community and Leadership Development, 500 Garrigus Building, University of Kentucky, Lexington, KY 40546-0215, (859) 257-7583, email: [jjimm@email.uky.edu](mailto:jjimm@email.uky.edu).

Educational programs of the Kentucky Cooperative Extension Service serve all people regardless of race, color, age, sex, religion, disability, or national origin.  
UNIVERSITY OF KENTUCKY, KENTUCKY STATE UNIVERSITY, U.S. DEPARTMENT OF AGRICULTURE, AND KENTUCKY COUNTIES, COOPERATING  
An Equal Opportunity University

