

Department of Community and
Leadership Development
University of Kentucky

~ **Monthly Unemployment 2007-2008** ~

Boyle County

Julie N. Zimmerman
Department of Community and Leadership Development
February, 2009

COOPERATIVE
EXTENSION
SERVICE



UNIVERSITY OF KENTUCKY
College of Agriculture

With the deepening of the economic crisis, unemployment rates have begun to rise. While some areas have been hard hit, others have seen less of an impact. Still, job losses are rising and unemployment rates are increasing.

This issue of Kentucky: By the Numbers provides monthly unemployment rates for counties in Kentucky. These county rates are not seasonally adjusted by the Bureau of Labor Statistics for “the influences of weather, holidays, the opening and closing of schools, and other recurring seasonal events.” So that counties can compare their data with the state, all of the data included here are *not seasonally adjusted*. For more data on unemployment rates, go to <http://www.bls.gov/lau/>.

“Kentucky: By the Numbers” is a series of county profiles produced on an occasional basis which are developed to support local decision making. The entire series is available online at <http://www.ca.uky.edu/snarl>.

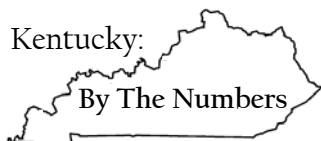
	<u>County</u>	<u>State</u>
<u>Percent Change in the Monthly Unemployment Rate</u>		
<i>Comparing Nov. 2007 and Nov. 2008</i>	27.8%	36.7%
<i>Comparing Oct. 2007 and Oct. 2008</i>	18.5%	28.6%
<i>Comparing Sept. 2007 and Sept. 2008</i>	25.9%	25.0%
<i>Comparing Aug. 2007 and Aug. 2008</i>	20.4%	25.0%

Unemployment Rates, 2008

<i>Annual Average Unemployment Rate, 2008</i>	<i>n/a</i>	6.4
<i>December, 2008 (p = preliminary)</i>	<i>7.5(p)</i>	7.6
November, 2008	6.9	6.7
October, 2008	6.4	6.3
September, 2008	6.8	6.5
August, 2008	6.5	6.5
July, 2008	7.0	6.6
June, 2008	7.2	6.5
May, 2008	6.5	6.2
April, 2008	5.6	5.5

< *Continued on back side* >

< Continued from front side >



Department of Community and
Leadership Development
University of Kentucky

~ Monthly Unemployment 2007-2008 ~

Boyle County

Julie N. Zimmerman
Department of Community and Leadership Development
February, 2009

COOPERATIVE
EXTENSION
SERVICE



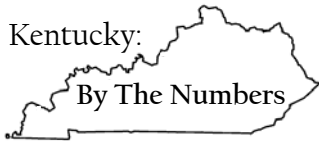
UNIVERSITY OF KENTUCKY
College of Agriculture

	<u>County</u>	<u>State</u>
<u>Unemployment Rates, 2008</u> (continued)		
March, 2008	6.8	6.3
February, 2008	6.8	6.4
January, 2008	6.8	6.2
<u>Unemployment Rates, 2007</u>		
<i>Annual Average Unemployment Rate, 2007</i>	6.1	5.5
December, 2007	5.9	5.5
November, 2007	5.4	4.9
October, 2007	5.4	4.9
September, 2007	5.4	5.2
August, 2007	5.4	5.2
July, 2007	6.0	5.6
June, 2007	6.5	5.6
May, 2007	6.1	5.4
April, 2007	6.2	5.2
March, 2007	6.6	6.0
February, 2007	7.4	6.7
January, 2007	7.0	6.5

These data are from
the Bureau of Labor Statistics, Local Area Unemployment Statistics program
<http://www.bls.gov/lau/>

Kentucky: By the Numbers is a program of the Department of Community and Leadership Development and the Kentucky Cooperative Extension Service, Community and Economic Development Programs at the University of Kentucky. For more information contact your local Cooperative Extension office or Dr. Julie N. Zimmerman, Department of Community and Leadership Development, 500 Garrigus Building, University of Kentucky, Lexington, KY 40546-0215, (859) 257-7583, email: jjimm@email.uky.edu.

Educational programs of the Kentucky Cooperative Extension Service serve all people regardless of race, color, age, sex, religion, disability, or national origin.
UNIVERSITY OF KENTUCKY, KENTUCKY STATE UNIVERSITY, U.S. DEPARTMENT OF AGRICULTURE, AND KENTUCKY COUNTIES, COOPERATING
An Equal Opportunity University



Department of Community and Leadership Development
University of Kentucky

~ **Monthly Unemployment 2007-2008** ~
Bracken County

Julie N. Zimmerman
Department of Community and Leadership Development
February, 2009

COOPERATIVE
EXTENSION
SERVICE



UNIVERSITY OF KENTUCKY
College of Agriculture

With the deepening of the economic crisis, unemployment rates have begun to rise. While some areas have been hard hit, others have seen less of an impact. Still, job losses are rising and unemployment rates are increasing.

This issue of Kentucky: By the Numbers provides monthly unemployment rates for counties in Kentucky. These county rates are not seasonally adjusted by the Bureau of Labor Statistics for “the influences of weather, holidays, the opening and closing of schools, and other recurring seasonal events.” So that counties can compare their data with the state, all of the data included here are *not seasonally adjusted*. For more data on unemployment rates, go to <http://www.bls.gov/lau/>.

“Kentucky: By the Numbers” is a series of county profiles produced on an occasional basis which are developed to support local decision making. The entire series is available online at <http://www.ca.uky.edu/snarl>.

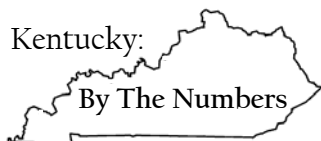
	<u>County</u>	<u>State</u>
<u>Percent Change in the Monthly Unemployment Rate</u>		
<i>Comparing Nov. 2007 and Nov. 2008</i>	57.1%	36.7%
<i>Comparing Oct. 2007 and Oct. 2008</i>	36.7%	28.6%
<i>Comparing Sept. 2007 and Sept. 2008</i>	26.4%	25.0%
<i>Comparing Aug. 2007 and Aug. 2008</i>	21.4%	25.0%

Unemployment Rates, 2008

<i>Annual Average Unemployment Rate, 2008</i>	<i>n/a</i>	6.4
<i>December, 2008 (p = preliminary)</i>	<i>9.0(p)</i>	7.6
November, 2008	7.7	6.7
October, 2008	6.7	6.3
September, 2008	6.7	6.5
August, 2008	6.8	6.5
July, 2008	6.8	6.6
June, 2008	6.4	6.5
May, 2008	6.8	6.2
April, 2008	6.1	5.5

< *Continued on back side* >

< Continued from front side >



Department of Community and
Leadership Development
University of Kentucky

~ Monthly Unemployment 2007-2008 ~

Bracken County

Julie N. Zimmerman
Department of Community and Leadership Development
February, 2009

COOPERATIVE
EXTENSION
SERVICE



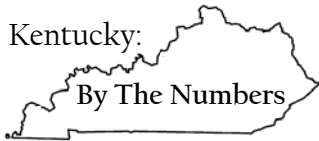
UNIVERSITY OF KENTUCKY
College of Agriculture

	<u>County</u>	<u>State</u>
<u>Unemployment Rates, 2008</u> (continued)		
March, 2008	7.6	6.3
February, 2008	7.5	6.4
January, 2008	6.6	6.2
<u>Unemployment Rates, 2007</u>		
<i>Annual Average Unemployment Rate, 2007</i>	6.0	5.5
December, 2007	6.0	5.5
November, 2007	4.9	4.9
October, 2007	4.9	4.9
September, 2007	5.3	5.2
August, 2007	5.6	5.2
July, 2007	5.4	5.6
June, 2007	5.4	5.6
May, 2007	5.0	5.4
April, 2007	5.1	5.2
March, 2007	7.0	6.0
February, 2007	9.1	6.7
January, 2007	7.8	6.5

These data are from
the Bureau of Labor Statistics, Local Area Unemployment Statistics program
<http://www.bls.gov/lau/>

Kentucky: By the Numbers is a program of the Department of Community and Leadership Development and the Kentucky Cooperative Extension Service, Community and Economic Development Programs at the University of Kentucky. For more information contact your local Cooperative Extension office or Dr. Julie N. Zimmerman, Department of Community and Leadership Development, 500 Garrigus Building, University of Kentucky, Lexington, KY 40546-0215, (859) 257-7583, email: jjimm@email.uky.edu.

Educational programs of the Kentucky Cooperative Extension Service serve all people regardless of race, color, age, sex, religion, disability, or national origin.
UNIVERSITY OF KENTUCKY, KENTUCKY STATE UNIVERSITY, U.S. DEPARTMENT OF AGRICULTURE, AND KENTUCKY COUNTIES, COOPERATING
An Equal Opportunity University



Department of Community and
Leadership Development
University of Kentucky

~ **Monthly Unemployment 2007-2008** ~
Breathitt County

Julie N. Zimmerman
Department of Community and Leadership Development
February, 2009

COOPERATIVE
EXTENSION
SERVICE



UNIVERSITY OF KENTUCKY
College of Agriculture

With the deepening of the economic crisis, unemployment rates have begun to rise. While some areas have been hard hit, others have seen less of an impact. Still, job losses are rising and unemployment rates are increasing.

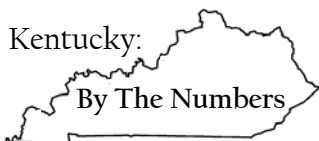
This issue of Kentucky: By the Numbers provides monthly unemployment rates for counties in Kentucky. These county rates are not seasonally adjusted by the Bureau of Labor Statistics for “the influences of weather, holidays, the opening and closing of schools, and other recurring seasonal events.” So that counties can compare their data with the state, all of the data included here are *not seasonally adjusted*. For more data on unemployment rates, go to <http://www.bls.gov/lau/>.

“Kentucky: By the Numbers” is a series of county profiles produced on an occasional basis which are developed to support local decision making. The entire series is available online at <http://www.ca.uky.edu/snarl>.

	<u>County</u>	<u>State</u>
<u>Percent Change in the Monthly Unemployment Rate</u>		
<i>Comparing Nov. 2007 and Nov. 2008</i>	4.5%	36.7%
<i>Comparing Oct. 2007 and Oct. 2008</i>	22.8%	28.6%
<i>Comparing Sept. 2007 and Sept. 2008</i>	10.1%	25.0%
<i>Comparing Aug. 2007 and Aug. 2008</i>	13.6%	25.0%
 <u>Unemployment Rates, 2008</u>		
<i>Annual Average Unemployment Rate, 2008</i>	<i>n/a</i>	6.4
<i>December, 2008 (p = preliminary)</i>	7.2(p)	7.6
November, 2008	7.0	6.7
October, 2008	7.0	6.3
September, 2008	7.6	6.5
August, 2008	7.5	6.5
July, 2008	8.4	6.6
June, 2008	8.5	6.5
May, 2008	8.2	6.2
April, 2008	6.8	5.5

< *Continued on back side* >

< Continued from front side >



Department of Community and
Leadership Development
University of Kentucky

~ Monthly Unemployment 2007-2008 ~

Breathitt County

Julie N. Zimmerman
Department of Community and Leadership Development
February, 2009

COOPERATIVE
EXTENSION
SERVICE



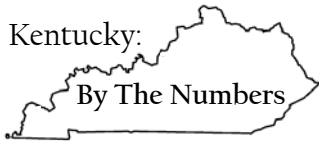
UNIVERSITY OF KENTUCKY
College of Agriculture

	<u>County</u>	<u>State</u>
<u>Unemployment Rates, 2008</u> (continued)		
March, 2008	7.6	6.3
February, 2008	8.1	6.4
January, 2008	7.8	6.2
<u>Unemployment Rates, 2007</u>		
<i>Annual Average Unemployment Rate, 2007</i>	7.4	5.5
December, 2007	6.5	5.5
November, 2007	6.7	4.9
October, 2007	5.7	4.9
September, 2007	6.9	5.2
August, 2007	6.6	5.2
July, 2007	7.8	5.6
June, 2007	8.0	5.6
May, 2007	7.3	5.4
April, 2007	7.3	5.2
March, 2007	8.1	6.0
February, 2007	9.1	6.7
January, 2007	8.4	6.5

These data are from
the Bureau of Labor Statistics, Local Area Unemployment Statistics program
<http://www.bls.gov/lau/>

Kentucky: By the Numbers is a program of the Department of Community and Leadership Development and the Kentucky Cooperative Extension Service, Community and Economic Development Programs at the University of Kentucky. For more information contact your local Cooperative Extension office or Dr. Julie N. Zimmerman, Department of Community and Leadership Development, 500 Garrigus Building, University of Kentucky, Lexington, KY 40546-0215, (859) 257-7583, email: jzimm@email.uky.edu.

Educational programs of the Kentucky Cooperative Extension Service serve all people regardless of race, color, age, sex, religion, disability, or national origin.
UNIVERSITY OF KENTUCKY, KENTUCKY STATE UNIVERSITY, U.S. DEPARTMENT OF AGRICULTURE, AND KENTUCKY COUNTIES, COOPERATING
An Equal Opportunity University



Department of Community and Leadership Development
University of Kentucky

~ **Monthly Unemployment 2007-2008** ~
Breckinridge County

Julie N. Zimmerman
Department of Community and Leadership Development
February, 2009

COOPERATIVE
EXTENSION
SERVICE



UNIVERSITY OF KENTUCKY
College of Agriculture

With the deepening of the economic crisis, unemployment rates have begun to rise. While some areas have been hard hit, others have seen less of an impact. Still, job losses are rising and unemployment rates are increasing.

This issue of Kentucky: By the Numbers provides monthly unemployment rates for counties in Kentucky. These county rates are not seasonally adjusted by the Bureau of Labor Statistics for “the influences of weather, holidays, the opening and closing of schools, and other recurring seasonal events.” So that counties can compare their data with the state, all of the data included here are *not seasonally adjusted*. For more data on unemployment rates, go to <http://www.bls.gov/lau/>.

“Kentucky: By the Numbers” is a series of county profiles produced on an occasional basis which are developed to support local decision making. The entire series is available online at <http://www.ca.uky.edu/snarl>.

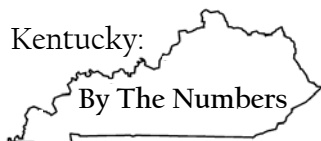
	<u>County</u>	<u>State</u>
<u>Percent Change in the Monthly Unemployment Rate</u>		
<i>Comparing Nov. 2007 and Nov. 2008</i>	35.2%	36.7%
<i>Comparing Oct. 2007 and Oct. 2008</i>	28.3%	28.6%
<i>Comparing Sept. 2007 and Sept. 2008</i>	40.7%	25.0%
<i>Comparing Aug. 2007 and Aug. 2008</i>	35.2%	25.0%

Unemployment Rates, 2008

<i>Annual Average Unemployment Rate, 2008</i>	<i>n/a</i>	6.4
<i>December, 2008 (p = preliminary)</i>	<i>9.1(p)</i>	7.6
November, 2008	7.3	6.7
October, 2008	6.8	6.3
September, 2008	7.6	6.5
August, 2008	7.3	6.5
July, 2008	8.0	6.6
June, 2008	7.2	6.5
May, 2008	6.7	6.2
April, 2008	6.7	5.5

< *Continued on back side* >

< Continued from front side >



Department of Community and
Leadership Development
University of Kentucky

~ Monthly Unemployment 2007-2008 ~

Breckinridge County

Julie N. Zimmerman
Department of Community and Leadership Development
February, 2009

COOPERATIVE
EXTENSION
SERVICE



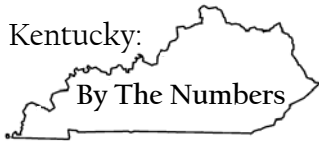
UNIVERSITY OF KENTUCKY
College of Agriculture

	<u>County</u>	<u>State</u>
<u>Unemployment Rates, 2008</u> (continued)		
March, 2008	7.9	6.3
February, 2008	8.5	6.4
January, 2008	7.6	6.2
<u>Unemployment Rates, 2007</u>		
<i>Annual Average Unemployment Rate, 2007</i>	6.1	5.5
December, 2007	6.4	5.5
November, 2007	5.4	4.9
October, 2007	5.3	4.9
September, 2007	5.4	5.2
August, 2007	5.4	5.2
July, 2007	6.2	5.6
June, 2007	6.0	5.6
May, 2007	5.6	5.4
April, 2007	5.7	5.2
March, 2007	6.8	6.0
February, 2007	8.2	6.7
January, 2007	7.4	6.5

These data are from
the Bureau of Labor Statistics, Local Area Unemployment Statistics program
<http://www.bls.gov/lau/>

Kentucky: By the Numbers is a program of the Department of Community and Leadership Development and the Kentucky Cooperative Extension Service, Community and Economic Development Programs at the University of Kentucky. For more information contact your local Cooperative Extension office or Dr. Julie N. Zimmerman, Department of Community and Leadership Development, 500 Garrigus Building, University of Kentucky, Lexington, KY 40546-0215, (859) 257-7583, email: jjimm@email.uky.edu.

Educational programs of the Kentucky Cooperative Extension Service serve all people regardless of race, color, age, sex, religion, disability, or national origin.
UNIVERSITY OF KENTUCKY, KENTUCKY STATE UNIVERSITY, U.S. DEPARTMENT OF AGRICULTURE, AND KENTUCKY COUNTIES, COOPERATING
An Equal Opportunity University



Department of Community and Leadership Development
University of Kentucky

~ **Monthly Unemployment 2007-2008** ~
Bullitt County

Julie N. Zimmerman
Department of Community and Leadership Development
February, 2009

COOPERATIVE
EXTENSION
SERVICE



UNIVERSITY OF KENTUCKY
College of Agriculture

With the deepening of the economic crisis, unemployment rates have begun to rise. While some areas have been hard hit, others have seen less of an impact. Still, job losses are rising and unemployment rates are increasing.

This issue of Kentucky: By the Numbers provides monthly unemployment rates for counties in Kentucky. These county rates are not seasonally adjusted by the Bureau of Labor Statistics for “the influences of weather, holidays, the opening and closing of schools, and other recurring seasonal events.” So that counties can compare their data with the state, all of the data included here are *not seasonally adjusted*. For more data on unemployment rates, go to <http://www.bls.gov/lau/>.

“Kentucky: By the Numbers” is a series of county profiles produced on an occasional basis which are developed to support local decision making. The entire series is available online at <http://www.ca.uky.edu/snarl>.

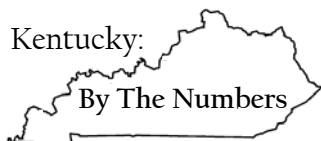
	<u>County</u>	<u>State</u>
<u>Percent Change in the Monthly Unemployment Rate</u>		
<i>Comparing Nov. 2007 and Nov. 2008</i>	50.0%	36.7%
<i>Comparing Oct. 2007 and Oct. 2008</i>	31.6%	28.6%
<i>Comparing Sept. 2007 and Sept. 2008</i>	79.2%	25.0%
<i>Comparing Aug. 2007 and Aug. 2008</i>	54.2%	25.0%

Unemployment Rates, 2008

<i>Annual Average Unemployment Rate, 2008</i>	<i>n/a</i>	6.4
<i>December, 2008 (p = preliminary)</i>	<i>9.4(p)</i>	7.6
November, 2008	6.9	6.7
October, 2008	7.5	6.3
September, 2008	8.6	6.5
August, 2008	7.4	6.5
July, 2008	6.5	6.6
June, 2008	6.7	6.5
May, 2008	5.9	6.2
April, 2008	6.5	5.5

< *Continued on back side* >

< Continued from front side >



Department of Community and
Leadership Development
University of Kentucky

~ Monthly Unemployment 2007-2008 ~

Bullitt County

Julie N. Zimmerman
Department of Community and Leadership Development
February, 2009

COOPERATIVE
EXTENSION
SERVICE



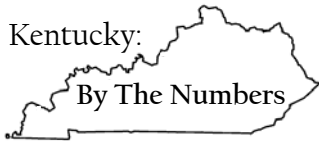
UNIVERSITY OF KENTUCKY
College of Agriculture

	<u>County</u>	<u>State</u>
<u>Unemployment Rates, 2008</u> (continued)		
March, 2008	6.1	6.3
February, 2008	6.2	6.4
January, 2008	6.2	6.2
<u>Unemployment Rates, 2007</u>		
<i>Annual Average Unemployment Rate, 2007</i>	<i>5.7</i>	<i>5.5</i>
December, 2007	6.4	5.5
November, 2007	4.6	4.9
October, 2007	5.7	4.9
September, 2007	4.8	5.2
August, 2007	4.8	5.2
July, 2007	5.3	5.6
June, 2007	4.8	5.6
May, 2007	4.8	5.4
April, 2007	5.1	5.2
March, 2007	7.2	6.0
February, 2007	6.5	6.7
January, 2007	8.4	6.5

These data are from
the Bureau of Labor Statistics, Local Area Unemployment Statistics program
<http://www.bls.gov/lau/>

Kentucky: By the Numbers is a program of the Department of Community and Leadership Development and the Kentucky Cooperative Extension Service, Community and Economic Development Programs at the University of Kentucky. For more information contact your local Cooperative Extension office or Dr. Julie N. Zimmerman, Department of Community and Leadership Development, 500 Garrigus Building, University of Kentucky, Lexington, KY 40546-0215, (859) 257-7583, email: jjimm@email.uky.edu.

Educational programs of the Kentucky Cooperative Extension Service serve all people regardless of race, color, age, sex, religion, disability, or national origin.
UNIVERSITY OF KENTUCKY, KENTUCKY STATE UNIVERSITY, U.S. DEPARTMENT OF AGRICULTURE, AND KENTUCKY COUNTIES, COOPERATING
An Equal Opportunity University



Department of Community and
Leadership Development
University of Kentucky

~ **Monthly Unemployment 2007-2008** ~
Butler County

Julie N. Zimmerman
Department of Community and Leadership Development
February, 2009

COOPERATIVE
EXTENSION
SERVICE



UNIVERSITY OF KENTUCKY
College of Agriculture

With the deepening of the economic crisis, unemployment rates have begun to rise. While some areas have been hard hit, others have seen less of an impact. Still, job losses are rising and unemployment rates are increasing.

This issue of Kentucky: By the Numbers provides monthly unemployment rates for counties in Kentucky. These county rates are not seasonally adjusted by the Bureau of Labor Statistics for “the influences of weather, holidays, the opening and closing of schools, and other recurring seasonal events.” So that counties can compare their data with the state, all of the data included here are *not seasonally adjusted*. For more data on unemployment rates, go to <http://www.bls.gov/lau/>.

“Kentucky: By the Numbers” is a series of county profiles produced on an occasional basis which are developed to support local decision making. The entire series is available online at <http://www.ca.uky.edu/snarl>.

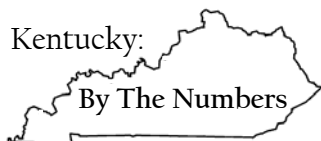
	<u>County</u>	<u>State</u>
<u>Percent Change in the Monthly Unemployment Rate</u>		
<i>Comparing Nov. 2007 and Nov. 2008</i>	77.6%	36.7%
<i>Comparing Oct. 2007 and Oct. 2008</i>	58.3%	28.6%
<i>Comparing Sept. 2007 and Sept. 2008</i>	32.2%	25.0%
<i>Comparing Aug. 2007 and Aug. 2008</i>	33.3%	25.0%

Unemployment Rates, 2008

<i>Annual Average Unemployment Rate, 2008</i>	<i>n/a</i>	6.4
<i>December, 2008 (p = preliminary)</i>	<i>9.9(p)</i>	7.6
November, 2008	8.7	6.7
October, 2008	7.6	6.3
September, 2008	7.8	6.5
August, 2008	7.6	6.5
July, 2008	8.2	6.6
June, 2008	7.8	6.5
May, 2008	7.2	6.2
April, 2008	6.4	5.5

< *Continued on back side* >

< Continued from front side >



Department of Community and
Leadership Development
University of Kentucky

~ Monthly Unemployment 2007-2008 ~

Butler County

Julie N. Zimmerman
Department of Community and Leadership Development
February, 2009

COOPERATIVE
EXTENSION
SERVICE



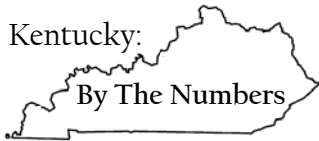
UNIVERSITY OF KENTUCKY
College of Agriculture

	<u>County</u>	<u>State</u>
<u>Unemployment Rates, 2008</u> (continued)		
March, 2008	7.5	6.3
February, 2008	7.7	6.4
January, 2008	6.7	6.2
<u>Unemployment Rates, 2007</u>		
<i>Annual Average Unemployment Rate, 2007</i>	6.5	5.5
December, 2007	5.5	5.5
November, 2007	4.9	4.9
October, 2007	4.8	4.9
September, 2007	5.9	5.2
August, 2007	5.7	5.2
July, 2007	6.1	5.6
June, 2007	6.7	5.6
May, 2007	6.6	5.4
April, 2007	6.5	5.2
March, 2007	7.1	6.0
February, 2007	8.6	6.7
January, 2007	8.8	6.5

These data are from
the Bureau of Labor Statistics, Local Area Unemployment Statistics program
<http://www.bls.gov/lau/>

Kentucky: By the Numbers is a program of the Department of Community and Leadership Development and the Kentucky Cooperative Extension Service, Community and Economic Development Programs at the University of Kentucky. For more information contact your local Cooperative Extension office or Dr. Julie N. Zimmerman, Department of Community and Leadership Development, 500 Garrigus Building, University of Kentucky, Lexington, KY 40546-0215, (859) 257-7583, email: jjimm@email.uky.edu.

Educational programs of the Kentucky Cooperative Extension Service serve all people regardless of race, color, age, sex, religion, disability, or national origin.
UNIVERSITY OF KENTUCKY, KENTUCKY STATE UNIVERSITY, U.S. DEPARTMENT OF AGRICULTURE, AND KENTUCKY COUNTIES, COOPERATING
An Equal Opportunity University



Department of Community and
Leadership Development
University of Kentucky

~ **Monthly Unemployment 2007-2008** ~
Caldwell County

Julie N. Zimmerman
Department of Community and Leadership Development
February, 2009

COOPERATIVE
EXTENSION
SERVICE



UNIVERSITY OF KENTUCKY
College of Agriculture

With the deepening of the economic crisis, unemployment rates have begun to rise. While some areas have been hard hit, others have seen less of an impact. Still, job losses are rising and unemployment rates are increasing.

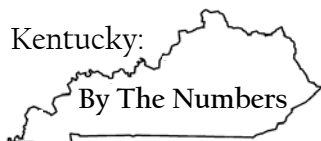
This issue of Kentucky: By the Numbers provides monthly unemployment rates for counties in Kentucky. These county rates are not seasonally adjusted by the Bureau of Labor Statistics for “the influences of weather, holidays, the opening and closing of schools, and other recurring seasonal events.” So that counties can compare their data with the state, all of the data included here are *not seasonally adjusted*. For more data on unemployment rates, go to <http://www.bls.gov/lau/>.

“Kentucky: By the Numbers” is a series of county profiles produced on an occasional basis which are developed to support local decision making. The entire series is available online at <http://www.ca.uky.edu/snarl>.

	<u>County</u>	<u>State</u>
<u>Percent Change in the Monthly Unemployment Rate</u>		
<i>Comparing Nov. 2007 and Nov. 2008</i>	37.5%	36.7%
<i>Comparing Oct. 2007 and Oct. 2008</i>	28.6%	28.6%
<i>Comparing Sept. 2007 and Sept. 2008</i>	29.1%	25.0%
<i>Comparing Aug. 2007 and Aug. 2008</i>	24.1%	25.0%
<u>Unemployment Rates, 2008</u>		
<i>Annual Average Unemployment Rate, 2008</i>	<i>n/a</i>	6.4
<i>December, 2008 (p = preliminary)</i>	<i>7.5(p)</i>	7.6
November, 2008	6.6	6.7
October, 2008	6.3	6.3
September, 2008	7.1	6.5
August, 2008	6.7	6.5
July, 2008	7.3	6.6
June, 2008	6.9	6.5
May, 2008	6.5	6.2
April, 2008	6.1	5.5

< *Continued on back side* >

< Continued from front side >



Department of Community and
Leadership Development
University of Kentucky

~ Monthly Unemployment 2007-2008 ~

Caldwell County

Julie N. Zimmerman
Department of Community and Leadership Development
February, 2009

COOPERATIVE
EXTENSION
SERVICE



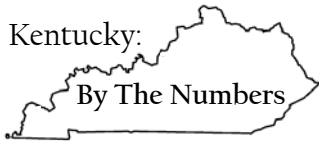
UNIVERSITY OF KENTUCKY
College of Agriculture

	<u>County</u>	<u>State</u>
<u>Unemployment Rates, 2008</u> (continued)		
March, 2008	6.6	6.3
February, 2008	6.5	6.4
January, 2008	6.0	6.2
<u>Unemployment Rates, 2007</u>		
<i>Annual Average Unemployment Rate, 2007</i>	5.4	5.5
December, 2007	5.1	5.5
November, 2007	4.8	4.9
October, 2007	4.9	4.9
September, 2007	5.5	5.2
August, 2007	5.4	5.2
July, 2007	5.7	5.6
June, 2007	5.7	5.6
May, 2007	5.5	5.4
April, 2007	5.0	5.2
March, 2007	5.3	6.0
February, 2007	6.3	6.7
January, 2007	5.8	6.5

These data are from
the Bureau of Labor Statistics, Local Area Unemployment Statistics program
<http://www.bls.gov/lau/>

Kentucky: By the Numbers is a program of the Department of Community and Leadership Development and the Kentucky Cooperative Extension Service, Community and Economic Development Programs at the University of Kentucky. For more information contact your local Cooperative Extension office or Dr. Julie N. Zimmerman, Department of Community and Leadership Development, 500 Garrigus Building, University of Kentucky, Lexington, KY 40546-0215, (859) 257-7583, email: jjimm@email.uky.edu.

Educational programs of the Kentucky Cooperative Extension Service serve all people regardless of race, color, age, sex, religion, disability, or national origin.
UNIVERSITY OF KENTUCKY, KENTUCKY STATE UNIVERSITY, U.S. DEPARTMENT OF AGRICULTURE, AND KENTUCKY COUNTIES, COOPERATING
An Equal Opportunity University



Department of Community and
Leadership Development
University of Kentucky

~ **Monthly Unemployment 2007-2008** ~
Calloway County

Julie N. Zimmerman
Department of Community and Leadership Development
February, 2009

COOPERATIVE
EXTENSION
SERVICE



UNIVERSITY OF KENTUCKY
College of Agriculture

With the deepening of the economic crisis, unemployment rates have begun to rise. While some areas have been hard hit, others have seen less of an impact. Still, job losses are rising and unemployment rates are increasing.

This issue of Kentucky: By the Numbers provides monthly unemployment rates for counties in Kentucky. These county rates are not seasonally adjusted by the Bureau of Labor Statistics for “the influences of weather, holidays, the opening and closing of schools, and other recurring seasonal events.” So that counties can compare their data with the state, all of the data included here are *not seasonally adjusted*. For more data on unemployment rates, go to <http://www.bls.gov/lau/>.

“Kentucky: By the Numbers” is a series of county profiles produced on an occasional basis which are developed to support local decision making. The entire series is available online at <http://www.ca.uky.edu/snarl>.

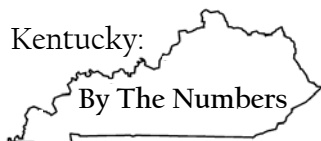
	<u>County</u>	<u>State</u>
<u>Percent Change in the Monthly Unemployment Rate</u>		
<i>Comparing Nov. 2007 and Nov. 2008</i>	25.5%	36.7%
<i>Comparing Oct. 2007 and Oct. 2008</i>	24.4%	28.6%
<i>Comparing Sept. 2007 and Sept. 2008</i>	15.4%	25.0%
<i>Comparing Aug. 2007 and Aug. 2008</i>	5.9%	25.0%

Unemployment Rates, 2008

<i>Annual Average Unemployment Rate, 2008</i>	<i>n/a</i>	6.4
<i>December, 2008 (p = preliminary)</i>	<i>6.1(p)</i>	7.6
November, 2008	5.9	6.7
October, 2008	5.6	6.3
September, 2008	6.0	6.5
August, 2008	5.4	6.5
July, 2008	6.6	6.6
June, 2008	6.2	6.5
May, 2008	5.7	6.2
April, 2008	4.9	5.5

< *Continued on back side* >

< Continued from front side >



Department of Community and
Leadership Development
University of Kentucky

~ Monthly Unemployment 2007-2008 ~

Calloway County

Julie N. Zimmerman
Department of Community and Leadership Development
February, 2009

COOPERATIVE
EXTENSION
SERVICE



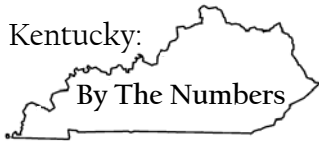
UNIVERSITY OF KENTUCKY
College of Agriculture

	<u>County</u>	<u>State</u>
<u>Unemployment Rates, 2008</u> (continued)		
March, 2008	5.7	6.3
February, 2008	6.2	6.4
January, 2008	5.9	6.2
<u>Unemployment Rates, 2007</u>		
<i>Annual Average Unemployment Rate, 2007</i>	5.4	5.5
December, 2007	5.1	5.5
November, 2007	4.7	4.9
October, 2007	4.5	4.9
September, 2007	5.2	5.2
August, 2007	5.1	5.2
July, 2007	5.7	5.6
June, 2007	5.7	5.6
May, 2007	5.6	5.4
April, 2007	5.1	5.2
March, 2007	5.6	6.0
February, 2007	6.8	6.7
January, 2007	6.0	6.5

These data are from
the Bureau of Labor Statistics, Local Area Unemployment Statistics program
<http://www.bls.gov/lau/>

Kentucky: By the Numbers is a program of the Department of Community and Leadership Development and the Kentucky Cooperative Extension Service, Community and Economic Development Programs at the University of Kentucky. For more information contact your local Cooperative Extension office or Dr. Julie N. Zimmerman, Department of Community and Leadership Development, 500 Garrigus Building, University of Kentucky, Lexington, KY 40546-0215, (859) 257-7583, email: jjimm@email.uky.edu.

Educational programs of the Kentucky Cooperative Extension Service serve all people regardless of race, color, age, sex, religion, disability, or national origin.
UNIVERSITY OF KENTUCKY, KENTUCKY STATE UNIVERSITY, U.S. DEPARTMENT OF AGRICULTURE, AND KENTUCKY COUNTIES, COOPERATING
An Equal Opportunity University



Department of Community and
Leadership Development
University of Kentucky

~ **Monthly Unemployment 2007-2008** ~
Campbell County

Julie N. Zimmerman
Department of Community and Leadership Development
February, 2009

COOPERATIVE
EXTENSION
SERVICE



UNIVERSITY OF KENTUCKY
College of Agriculture

With the deepening of the economic crisis, unemployment rates have begun to rise. While some areas have been hard hit, others have seen less of an impact. Still, job losses are rising and unemployment rates are increasing.

This issue of Kentucky: By the Numbers provides monthly unemployment rates for counties in Kentucky. These county rates are not seasonally adjusted by the Bureau of Labor Statistics for “the influences of weather, holidays, the opening and closing of schools, and other recurring seasonal events.” So that counties can compare their data with the state, all of the data included here are *not seasonally adjusted*. For more data on unemployment rates, go to <http://www.bls.gov/lau/>.

“Kentucky: By the Numbers” is a series of county profiles produced on an occasional basis which are developed to support local decision making. The entire series is available online at <http://www.ca.uky.edu/snarl>.

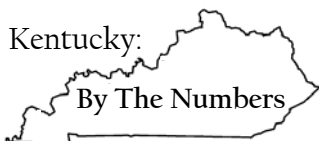
	<u>County</u>	<u>State</u>
<u>Percent Change in the Monthly Unemployment Rate</u>		
<i>Comparing Nov. 2007 and Nov. 2008</i>	35.6%	36.7%
<i>Comparing Oct. 2007 and Oct. 2008</i>	28.9%	28.6%
<i>Comparing Sept. 2007 and Sept. 2008</i>	24.0%	25.0%
<i>Comparing Aug. 2007 and Aug. 2008</i>	20.8%	25.0%

Unemployment Rates, 2008

<i>Annual Average Unemployment Rate, 2008</i>	<i>n/a</i>	6.4
<i>December, 2008 (p = preliminary)</i>	<i>7.1(p)</i>	7.6
November, 2008	6.1	6.7
October, 2008	5.8	6.3
September, 2008	6.2	6.5
August, 2008	6.4	6.5
July, 2008	6.4	6.6
June, 2008	6.1	6.5
May, 2008	5.7	6.2
April, 2008	4.8	5.5

< *Continued on back side* >

< Continued from front side >



Department of Community and
Leadership Development
University of Kentucky

~ Monthly Unemployment 2007-2008 ~

Campbell County

Julie N. Zimmerman
Department of Community and Leadership Development
February, 2009

COOPERATIVE
EXTENSION
SERVICE



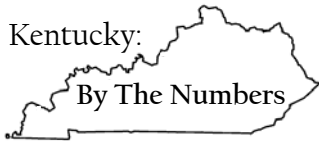
UNIVERSITY OF KENTUCKY
College of Agriculture

	<u>County</u>	<u>State</u>
<u>Unemployment Rates, 2008</u> (continued)		
March, 2008	5.6	6.3
February, 2008	5.3	6.4
January, 2008	5.3	6.2
<u>Unemployment Rates, 2007</u>		
<i>Annual Average Unemployment Rate, 2007</i>	5.0	5.5
December, 2007	5.0	5.5
November, 2007	4.5	4.9
October, 2007	4.5	4.9
September, 2007	5.0	5.2
August, 2007	5.3	5.2
July, 2007	5.1	5.6
June, 2007	5.0	5.6
May, 2007	4.7	5.4
April, 2007	4.3	5.2
March, 2007	5.0	6.0
February, 2007	5.6	6.7
January, 2007	5.4	6.5

These data are from
the Bureau of Labor Statistics, Local Area Unemployment Statistics program
<http://www.bls.gov/lau/>

Kentucky: By the Numbers is a program of the Department of Community and Leadership Development and the Kentucky Cooperative Extension Service, Community and Economic Development Programs at the University of Kentucky. For more information contact your local Cooperative Extension office or Dr. Julie N. Zimmerman, Department of Community and Leadership Development, 500 Garrigus Building, University of Kentucky, Lexington, KY 40546-0215, (859) 257-7583, email: jjimm@email.uky.edu.

Educational programs of the Kentucky Cooperative Extension Service serve all people regardless of race, color, age, sex, religion, disability, or national origin.
UNIVERSITY OF KENTUCKY, KENTUCKY STATE UNIVERSITY, U.S. DEPARTMENT OF AGRICULTURE, AND KENTUCKY COUNTIES, COOPERATING
An Equal Opportunity University



Department of Community and
Leadership Development
University of Kentucky

~ **Monthly Unemployment 2007-2008** ~
Carlisle County

Julie N. Zimmerman
Department of Community and Leadership Development
February, 2009

COOPERATIVE
EXTENSION
SERVICE



UNIVERSITY OF KENTUCKY
College of Agriculture

With the deepening of the economic crisis, unemployment rates have begun to rise. While some areas have been hard hit, others have seen less of an impact. Still, job losses are rising and unemployment rates are increasing.

This issue of Kentucky: By the Numbers provides monthly unemployment rates for counties in Kentucky. These county rates are not seasonally adjusted by the Bureau of Labor Statistics for “the influences of weather, holidays, the opening and closing of schools, and other recurring seasonal events.” So that counties can compare their data with the state, all of the data included here are *not seasonally adjusted*. For more data on unemployment rates, go to <http://www.bls.gov/lau/>.

“Kentucky: By the Numbers” is a series of county profiles produced on an occasional basis which are developed to support local decision making. The entire series is available online at <http://www.ca.uky.edu/snarl>.

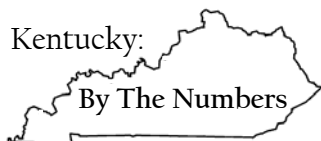
	<u>County</u>	<u>State</u>
<u>Percent Change in the Monthly Unemployment Rate</u>		
<i>Comparing Nov. 2007 and Nov. 2008</i>	29.4%	36.7%
<i>Comparing Oct. 2007 and Oct. 2008</i>	25.5%	28.6%
<i>Comparing Sept. 2007 and Sept. 2008</i>	5.3%	25.0%
<i>Comparing Aug. 2007 and Aug. 2008</i>	-3.4%	25.0%

Unemployment Rates, 2008

<i>Annual Average Unemployment Rate, 2008</i>	<i>n/a</i>	6.4
<i>December, 2008 (p = preliminary)</i>	<i>7.8(p)</i>	7.6
November, 2008	6.6	6.7
October, 2008	5.9	6.3
September, 2008	6.0	6.5
August, 2008	5.6	6.5
July, 2008	6.4	6.6
June, 2008	6.6	6.5
May, 2008	6.9	6.2
April, 2008	6.0	5.5

< *Continued on back side* >

< Continued from front side >



Department of Community and
Leadership Development
University of Kentucky

~ Monthly Unemployment 2007-2008 ~

Carlisle County

Julie N. Zimmerman
Department of Community and Leadership Development
February, 2009

COOPERATIVE
EXTENSION
SERVICE



UNIVERSITY OF KENTUCKY
College of Agriculture

	<u>County</u>	<u>State</u>
<u>Unemployment Rates, 2008</u> (continued)		
March, 2008	6.9	6.3
February, 2008	7.7	6.4
January, 2008	7.8	6.2
<u>Unemployment Rates, 2007</u>		
<i>Annual Average Unemployment Rate, 2007</i>	6.3	5.5
December, 2007	6.1	5.5
November, 2007	5.1	4.9
October, 2007	4.7	4.9
September, 2007	5.7	5.2
August, 2007	5.8	5.2
July, 2007	6.4	5.6
June, 2007	6.9	5.6
May, 2007	6.4	5.4
April, 2007	5.9	5.2
March, 2007	6.8	6.0
February, 2007	8.2	6.7
January, 2007	7.5	6.5

These data are from
the Bureau of Labor Statistics, Local Area Unemployment Statistics program
<http://www.bls.gov/lau/>

Kentucky: By the Numbers is a program of the Department of Community and Leadership Development and the Kentucky Cooperative Extension Service, Community and Economic Development Programs at the University of Kentucky. For more information contact your local Cooperative Extension office or Dr. Julie N. Zimmerman, Department of Community and Leadership Development, 500 Garrigus Building, University of Kentucky, Lexington, KY 40546-0215, (859) 257-7583, email: jjimm@email.uky.edu.

Educational programs of the Kentucky Cooperative Extension Service serve all people regardless of race, color, age, sex, religion, disability, or national origin.
UNIVERSITY OF KENTUCKY, KENTUCKY STATE UNIVERSITY, U.S. DEPARTMENT OF AGRICULTURE, AND KENTUCKY COUNTIES, COOPERATING
An Equal Opportunity University

