




KENTUCKY: BY THE NUMBERS

~ Housing 2000 ~

Scott County

Julie N. Zimmerman and Nicole Breazeale
Community and Economic Development Programs, Rural Sociology

University of Kentucky, College of Agriculture

May, 2002

Just as the population has grown, the total number of housing units has also grown since the last Census. However, while Kentucky's population has increased by 9.7 percent in ten years, the number of housing units has grown by 16.2 percent. This is in part because the average household size has decreased, but also because seasonal, recreational, and occasional-use housing has increased. This data sheet contains county level housing data from the newest 2000 Census with some comparison data from the last 1990 Census.

"Kentucky: By the Numbers" is available online at <http://www.ca.uky.edu/snarl>.

<u>Total Housing</u>	<u>County</u>	<u>State</u>
Total Number of Housing Units (2000)	12,977	1,750,927
Total Number of Housing Units (1990)	9,173	1,506,845
<i>Percent Change in Total Number of Housing Units (1990-2000)</i>	<i>41.5%</i>	<i>16.2%</i>
Number of Occupied Housing Units (Owner and Renter) (2000)	12,110	1,590,647
Number of Occupied Housing Units (Owner and Renter) (1990)	8,501	1,379,782
<i>Percent of Total Housing Units that are Occupied (2000)</i>	<i>93.3%</i>	<i>90.8%</i>
<i>Percent of Total Housing Units that are Occupied (1990)</i>	<i>92.7%</i>	<i>91.6%</i>
Number of Vacant Housing Units (2000)	867	160,280
Number of Vacant Housing Units (1990)	672	127,063
<i>Percent of Total Housing Units that are Vacant (2000)</i>	<i>6.7%</i>	<i>9.2%</i>
<i>Percent of Total Housing Units that are Vacant (1990)</i>	<i>7.3%</i>	<i>8.4%</i>

Owner-Occupied Housing

Number of Owner-Occupied Housing Units (2000)	8,450	1,125,397
<i>Percent of Occupied Housing Units that are Owner-Occupied (2000)</i>	<i>69.8%</i>	<i>70.8%</i>
Number of Owner-Occupied Housing Units inhabited by Married-Couple Families	5,836	720,726
Number of Owner-Occupied Housing Units inhabited by Families with Male Householder, no Wife Present	279	36,373
Number of Owner-Occupied Housing Units inhabited by Families with Female Householder, no Husband Present	632	99,067

< Continued on back side >

< Continued from front side >

Social and Economic Education for Development



KENTUCKY: BY THE NUMBERS
~ Housing 2000 ~

Scott County



Julie N. Zimmerman and Nicole Breazeale
Community and Economic Development Programs, Rural Sociology

University of Kentucky, College of Agriculture

May, 2002

Owner-Occupied Housing (Continued)

County

State

Number of Owner-Occupied Housing Units inhabited by
Nonfamily Households (includes those Living Alone)

1,703

269,231

Average Household Size of Owner-Occupied Housing Units (2000)

2.69

2.55

Renter-Occupied Housing

Number of Renter-Occupied Housing Units (2000)

3,660

465,250

Percent of Occupied Housing Units that are Renter-Occupied (2000)

30.2%

29.2%

Number of Renter-Occupied Housing Units inhabited by Married-
Couple Families

1,290

137,218

Number of Renter-Occupied Housing Units inhabited by Families
with Male Householder, no Wife Present

189

22,124

Number of Renter-Occupied Housing Units inhabited by Families
with Female Householder, no Husband Present

764

88,890

Number of Renter-Occupied Housing Units inhabited by
Nonfamily Households (includes those Living Alone)

1,417

217,018

Average Household Size of Renter-Occupied Housing Units (2000)

2.41

2.27

Vacant Housing

Number of Vacant Housing Units that are for Seasonal, Recreational, or
Occasional Use (2000)

62

30,420

*Percent of Total Vacant Housing Units that are for Seasonal,
Recreational, or Occasional Use (2000)*

7.2%

19.0%

These data are from the U.S. Census Bureau and were downloaded from their website at
<http://www.census.gov>

County level housing data is also available from the Kentucky State Data Center at
<http://cbpa.louisville.edu/ksdc/>

SEED (Social and Economic Education for Development) is a program of the Kentucky Cooperative Extension Service at the University of Kentucky. Faculty draw on the resources of the Social 'N Agricultural Resource Library (SNARL) and professional contacts at the University of Kentucky, other agencies, and community programs throughout the country. For more information contact your local Cooperative Extension office or Dr. Richard C. Maurer, SEED, 500 Garrigus Building, University of Kentucky, Lexington, KY 40546 or call (859) 257-7582.

Educational programs of the Kentucky Cooperative Extension Service serves all people regardless of race, color, age, sex, religion, disability, or national origin.



KENTUCKY: BY THE NUMBERS

~ Housing 2000 ~

Shelby County

Julie N. Zimmerman and Nicole Breazeale

Community and Economic Development Programs, Rural Sociology

University of Kentucky, College of Agriculture

May, 2002

Just as the population has grown, the total number of housing units has also grown since the last Census. However, while Kentucky's population has increased by 9.7 percent in ten years, the number of housing units has grown by 16.2 percent. This is in part because the average household size has decreased, but also because seasonal, recreational, and occasional-use housing has increased. This data sheet contains county level housing data from the newest 2000 Census with some comparison data from the last 1990 Census.

"Kentucky: By the Numbers" is available online at <http://www.ca.uky.edu/snarl>.

<u>Total Housing</u>	<u>County</u>	<u>State</u>
Total Number of Housing Units (2000)	12,857	1,750,927
Total Number of Housing Units (1990)	9,617	1,506,845
<i>Percent Change in Total Number of Housing Units (1990-2000)</i>	33.7%	16.2%
Number of Occupied Housing Units (Owner and Renter) (2000)	12,104	1,590,647
Number of Occupied Housing Units (Owner and Renter) (1990)	9,048	1,379,782
<i>Percent of Total Housing Units that are Occupied (2000)</i>	94.1%	90.8%
<i>Percent of Total Housing Units that are Occupied (1990)</i>	94.1%	91.6%
Number of Vacant Housing Units (2000)	753	160,280
Number of Vacant Housing Units (1990)	569	127,063
<i>Percent of Total Housing Units that are Vacant (2000)</i>	5.9%	9.2%
<i>Percent of Total Housing Units that are Vacant (1990)</i>	5.9%	8.4%
<u>Owner-Occupied Housing</u>		
Number of Owner-Occupied Housing Units (2000)	8,809	1,125,397
<i>Percent of Occupied Housing Units that are Owner-Occupied (2000)</i>	72.8%	70.8%
Number of Owner-Occupied Housing Units inhabited by Married-Couple Families	6,176	720,726
Number of Owner-Occupied Housing Units inhabited by Families with Male Householder, no Wife Present	240	36,373
Number of Owner-Occupied Housing Units inhabited by Families with Female Householder, no Husband Present	643	99,067

< Continued on back side >

< Continued from front side >

Social and Economic Education for Development



KENTUCKY: BY THE NUMBERS
~ Housing 2000 ~

Shelby County



Julie N. Zimmerman and Nicole Breazeale
Community and Economic Development Programs, Rural Sociology

University of Kentucky, College of Agriculture

May, 2002

Owner-Occupied Housing (Continued)

County **State**

Number of Owner-Occupied Housing Units inhabited by
Nonfamily Households (includes those Living Alone) 1,750 269,231

Average Household Size of Owner-Occupied Housing Units (2000) 2.63 2.55

Renter-Occupied Housing

Number of Renter-Occupied Housing Units (2000) 3,295 465,250

Percent of Occupied Housing Units that are Renter-Occupied (2000) *27.2%* *29.2%*

Number of Renter-Occupied Housing Units inhabited by Married-
Couple Families 1,206 137,218

Number of Renter-Occupied Housing Units inhabited by Families
with Male Householder, no Wife Present 217 22,124

Number of Renter-Occupied Housing Units inhabited by Families
with Female Householder, no Husband Present 639 88,890

Number of Renter-Occupied Housing Units inhabited by
Nonfamily Households (includes those Living Alone) 1,233 217,018

Average Household Size of Renter-Occupied Housing Units (2000) 2.64 2.27

Vacant Housing

Number of Vacant Housing Units that are for Seasonal, Recreational, or
Occasional Use (2000) 76 30,420

*Percent of Total Vacant Housing Units that are for Seasonal,
Recreational, or Occasional Use (2000)* *10.1%* *19.0%*

These data are from the U.S. Census Bureau and were downloaded from their website at
<http://www.census.gov>

County level housing data is also available from the Kentucky State Data Center at
<http://cbpa.louisville.edu/ksdc/>

SEED (Social and Economic Education for Development) is a program of the Kentucky Cooperative Extension Service at the University of Kentucky. Faculty draw on the resources of the Social 'N Agricultural Resource Library (SNARL) and professional contacts at the University of Kentucky, other agencies, and community programs throughout the country. For more information contact your local Cooperative Extension office or Dr. Richard C. Maurer, SEED, 500 Garrigus Building, University of Kentucky, Lexington, KY 40546 or call (859) 257-7582.

Educational programs of the Kentucky Cooperative Extension Service serves all people regardless of race, color, age, sex, religion, disability, or national origin.



KENTUCKY: BY THE NUMBERS

~ Housing 2000 ~

Simpson County

Julie N. Zimmerman and Nicole Breazeale
Community and Economic Development Programs, Rural Sociology

University of Kentucky, College of Agriculture

May, 2002

Just as the population has grown, the total number of housing units has also grown since the last Census. However, while Kentucky's population has increased by 9.7 percent in ten years, the number of housing units has grown by 16.2 percent. This is in part because the average household size has decreased, but also because seasonal, recreational, and occasional-use housing has increased. This data sheet contains county level housing data from the newest 2000 Census with some comparison data from the last 1990 Census.

"Kentucky: By the Numbers" is available online at <http://www.ca.uky.edu/snarl>.

<u>Total Housing</u>	<u>County</u>	<u>State</u>
Total Number of Housing Units (2000)	7,016	1,750,927
Total Number of Housing Units (1990)	6,172	1,506,845
<i>Percent Change in Total Number of Housing Units (1990-2000)</i>	<i>13.7%</i>	<i>16.2%</i>
Number of Occupied Housing Units (Owner and Renter) (2000)	6,415	1,590,647
Number of Occupied Housing Units (Owner and Renter) (1990)	5,767	1,379,782
<i>Percent of Total Housing Units that are Occupied (2000)</i>	<i>91.4%</i>	<i>90.8%</i>
<i>Percent of Total Housing Units that are Occupied (1990)</i>	<i>93.4%</i>	<i>91.6%</i>
Number of Vacant Housing Units (2000)	601	160,280
Number of Vacant Housing Units (1990)	405	127,063
<i>Percent of Total Housing Units that are Vacant (2000)</i>	<i>8.6%</i>	<i>9.2%</i>
<i>Percent of Total Housing Units that are Vacant (1990)</i>	<i>6.6%</i>	<i>8.4%</i>
<u>Owner-Occupied Housing</u>		
Number of Owner-Occupied Housing Units (2000)	4,603	1,125,397
<i>Percent of Occupied Housing Units that are Owner-Occupied (2000)</i>	<i>71.8%</i>	<i>70.8%</i>
Number of Owner-Occupied Housing Units inhabited by Married-Couple Families	2,958	720,726
Number of Owner-Occupied Housing Units inhabited by Families with Male Householder, no Wife Present	162	36,373
Number of Owner-Occupied Housing Units inhabited by Families with Female Householder, no Husband Present	410	99,067

< Continued on back side >

< Continued from front side >

Social and Economic Education for Development



KENTUCKY: BY THE NUMBERS
~ Housing 2000 ~

Simpson County



Julie N. Zimmerman and Nicole Breazeale
Community and Economic Development Programs, Rural Sociology

University of Kentucky, College of Agriculture

May, 2002

Owner-Occupied Housing (Continued)

County

State

Number of Owner-Occupied Housing Units inhabited by
Nonfamily Households (includes those Living Alone)

1,073

269,231

Average Household Size of Owner-Occupied Housing Units (2000)

2.56

2.55

Renter-Occupied Housing

Number of Renter-Occupied Housing Units (2000)

1,812

465,250

Percent of Occupied Housing Units that are Renter-Occupied (2000)

28.2%

29.2%

Number of Renter-Occupied Housing Units inhabited by Married-
Couple Families

687

137,218

Number of Renter-Occupied Housing Units inhabited by Families
with Male Householder, no Wife Present

95

22,124

Number of Renter-Occupied Housing Units inhabited by Families
with Female Householder, no Husband Present

325

88,890

Number of Renter-Occupied Housing Units inhabited by
Nonfamily Households (includes those Living Alone)

705

217,018

Average Household Size of Renter-Occupied Housing Units (2000)

2.43

2.27

Vacant Housing

Number of Vacant Housing Units that are for Seasonal, Recreational, or
Occasional Use (2000)

21

30,420

***Percent of Total Vacant Housing Units that are for Seasonal,
Recreational, or Occasional Use (2000)***

3.5%

19.0%

These data are from the U.S. Census Bureau and were downloaded from their website at
<http://www.census.gov>

County level housing data is also available from the Kentucky State Data Center at
<http://cbpa.louisville.edu/ksdc/>

SEED (Social and Economic Education for Development) is a program of the Kentucky Cooperative Extension Service at the University of Kentucky. Faculty draw on the resources of the Social 'N Agricultural Resource Library (SNARL) and professional contacts at the University of Kentucky, other agencies, and community programs throughout the country. For more information contact your local Cooperative Extension office or Dr. Richard C. Maurer, SEED, 500 Garrigus Building, University of Kentucky, Lexington, KY 40546 or call (859) 257-7582.

Educational programs of the Kentucky Cooperative Extension Service serves all people regardless of race, color, age, sex, religion, disability, or national origin.



KENTUCKY: BY THE NUMBERS

~ Housing 2000 ~

Spencer County

Julie N. Zimmerman and Nicole Breazeale
Community and Economic Development Programs, Rural Sociology

University of Kentucky, College of Agriculture

May, 2002

Just as the population has grown, the total number of housing units has also grown since the last Census. However, while Kentucky's population has increased by 9.7 percent in ten years, the number of housing units has grown by 16.2 percent. This is in part because the average household size has decreased, but also because seasonal, recreational, and occasional-use housing has increased. This data sheet contains county level housing data from the newest 2000 Census with some comparison data from the last 1990 Census.

"Kentucky: By the Numbers" is available online at <http://www.ca.uky.edu/snarl>.

<u>Total Housing</u>	<u>County</u>	<u>State</u>
Total Number of Housing Units (2000)	4,555	1,750,927
Total Number of Housing Units (1990)	2,640	1,506,845
<i>Percent Change in Total Number of Housing Units (1990-2000)</i>	72.5%	16.2%
Number of Occupied Housing Units (Owner and Renter) (2000)	4,251	1,590,647
Number of Occupied Housing Units (Owner and Renter) (1990)	2,451	1,379,782
<i>Percent of Total Housing Units that are Occupied (2000)</i>	93.3%	90.8%
<i>Percent of Total Housing Units that are Occupied (1990)</i>	92.8%	91.6%
Number of Vacant Housing Units (2000)	304	160,280
Number of Vacant Housing Units (1990)	189	127,063
<i>Percent of Total Housing Units that are Vacant (2000)</i>	6.7%	9.2%
<i>Percent of Total Housing Units that are Vacant (1990)</i>	7.2%	8.4%
<u>Owner-Occupied Housing</u>		
Number of Owner-Occupied Housing Units (2000)	3,511	1,125,397
<i>Percent of Occupied Housing Units that are Owner-Occupied (2000)</i>	82.6%	70.8%
Number of Owner-Occupied Housing Units inhabited by Married-Couple Families	2,576	720,726
Number of Owner-Occupied Housing Units inhabited by Families with Male Householder, no Wife Present	104	36,373
Number of Owner-Occupied Housing Units inhabited by Families with Female Householder, no Husband Present	197	99,067

< Continued on back side >

< Continued from front side >



Social and Economic Education for Development

KENTUCKY: BY THE NUMBERS
~ Housing 2000 ~

Spencer County

Julie N. Zimmerman and Nicole Breazeale
Community and Economic Development Programs, Rural Sociology



University of Kentucky, College of Agriculture

May, 2002

Owner-Occupied Housing (Continued)

County **State**

Number of Owner-Occupied Housing Units inhabited by
Nonfamily Households (includes those Living Alone) 634 269,231

Average Household Size of Owner-Occupied Housing Units (2000) 2.77 2.55

Renter-Occupied Housing

Number of Renter-Occupied Housing Units (2000) 740 465,250

Percent of Occupied Housing Units that are Renter-Occupied (2000) ***17.4%*** ***29.2%***

Number of Renter-Occupied Housing Units inhabited by Married-
Couple Families 312 137,218

Number of Renter-Occupied Housing Units inhabited by Families
with Male Householder, no Wife Present 43 22,124

Number of Renter-Occupied Housing Units inhabited by Families
with Female Householder, no Husband Present 125 88,890

Number of Renter-Occupied Housing Units inhabited by
Nonfamily Households (includes those Living Alone) 260 217,018

Average Household Size of Renter-Occupied Housing Units (2000) 2.58 2.27

Vacant Housing

Number of Vacant Housing Units that are for Seasonal, Recreational, or
Occasional Use (2000) 34 30,420

***Percent of Total Vacant Housing Units that are for Seasonal,
Recreational, or Occasional Use (2000)*** ***11.2%*** ***19.0%***

These data are from the U.S. Census Bureau and were downloaded from their website at
<http://www.census.gov>

County level housing data is also available from the Kentucky State Data Center at
<http://cbpa.louisville.edu/ksdc/>

SEED (Social and Economic Education for Development) is a program of the Kentucky Cooperative Extension Service at the University of Kentucky. Faculty draw on the resources of the Social 'N Agricultural Resource Library (SNARL) and professional contacts at the University of Kentucky, other agencies, and community programs throughout the country. For more information contact your local Cooperative Extension office or Dr. Richard C. Maurer, SEED, 500 Garrigus Building, University of Kentucky, Lexington, KY 40546 or call (859) 257-7582.

Educational programs of the Kentucky Cooperative Extension Service serves all people regardless of race, color, age, sex, religion, disability, or national origin.



KENTUCKY: BY THE NUMBERS

~ Housing 2000 ~

Taylor County

Julie N. Zimmerman and Nicole Breazeale
Community and Economic Development Programs, Rural Sociology

University of Kentucky, College of Agriculture

May, 2002

Just as the population has grown, the total number of housing units has also grown since the last Census. However, while Kentucky's population has increased by 9.7 percent in ten years, the number of housing units has grown by 16.2 percent. This is in part because the average household size has decreased, but also because seasonal, recreational, and occasional-use housing has increased. This data sheet contains county level housing data from the newest 2000 Census with some comparison data from the last 1990 Census.

"Kentucky: By the Numbers" is available online at <http://www.ca.uky.edu/snarl>.

<u>Total Housing</u>	<u>County</u>	<u>State</u>
Total Number of Housing Units (2000)	10,180	1,750,927
Total Number of Housing Units (1990)	8,798	1,506,845
<i>Percent Change in Total Number of Housing Units (1990-2000)</i>	<i>15.7%</i>	<i>16.2%</i>
Number of Occupied Housing Units (Owner and Renter) (2000)	9,233	1,590,647
Number of Occupied Housing Units (Owner and Renter) (1990)	8,216	1,379,782
<i>Percent of Total Housing Units that are Occupied (2000)</i>	<i>90.7%</i>	<i>90.8%</i>
<i>Percent of Total Housing Units that are Occupied (1990)</i>	<i>93.4%</i>	<i>91.6%</i>
Number of Vacant Housing Units (2000)	947	160,280
Number of Vacant Housing Units (1990)	582	127,063
<i>Percent of Total Housing Units that are Vacant (2000)</i>	<i>9.3%</i>	<i>9.2%</i>
<i>Percent of Total Housing Units that are Vacant (1990)</i>	<i>6.6%</i>	<i>8.4%</i>
<u>Owner-Occupied Housing</u>		
Number of Owner-Occupied Housing Units (2000)	6,676	1,125,397
<i>Percent of Occupied Housing Units that are Owner-Occupied (2000)</i>	<i>72.3%</i>	<i>70.8%</i>
Number of Owner-Occupied Housing Units inhabited by Married-Couple Families	4,397	720,726
Number of Owner-Occupied Housing Units inhabited by Families with Male Householder, no Wife Present	164	36,373
Number of Owner-Occupied Housing Units inhabited by Families with Female Householder, no Husband Present	493	99,067

< Continued on back side >

< Continued from front side >

Social and Economic Education for Development



KENTUCKY: BY THE NUMBERS
~ Housing 2000 ~

Taylor County



Julie N. Zimmerman and Nicole Breazeale
Community and Economic Development Programs, Rural Sociology

University of Kentucky, College of Agriculture

May, 2002

Owner-Occupied Housing (Continued)

County

State

Number of Owner-Occupied Housing Units inhabited by
Nonfamily Households (includes those Living Alone)

1,622

269,231

Average Household Size of Owner-Occupied Housing Units (2000)

2.45

2.55

Renter-Occupied Housing

Number of Renter-Occupied Housing Units (2000)

2,557

465,250

Percent of Occupied Housing Units that are Renter-Occupied (2000)

27.7%

29.2%

Number of Renter-Occupied Housing Units inhabited by Married-
Couple Families

814

137,218

Number of Renter-Occupied Housing Units inhabited by Families
with Male Householder, no Wife Present

125

22,124

Number of Renter-Occupied Housing Units inhabited by Families
with Female Householder, no Husband Present

566

88,890

Number of Renter-Occupied Housing Units inhabited by
Nonfamily Households (includes those Living Alone)

1,052

217,018

Average Household Size of Renter-Occupied Housing Units (2000)

2.29

2.27

Vacant Housing

Number of Vacant Housing Units that are for Seasonal, Recreational, or
Occasional Use (2000)

99

30,420

*Percent of Total Vacant Housing Units that are for Seasonal,
Recreational, or Occasional Use (2000)*

10.5%

19.0%

These data are from the U.S. Census Bureau and were downloaded from their website at
<http://www.census.gov>

County level housing data is also available from the Kentucky State Data Center at
<http://cbpa.louisville.edu/ksdc/>

SEED (Social and Economic Education for Development) is a program of the Kentucky Cooperative Extension Service at the University of Kentucky. Faculty draw on the resources of the Social 'N Agricultural Resource Library (SNARL) and professional contacts at the University of Kentucky, other agencies, and community programs throughout the country. For more information contact your local Cooperative Extension office or Dr. Richard C. Maurer, SEED, 500 Garrigus Building, University of Kentucky, Lexington, KY 40546 or call (859) 257-7582.

Educational programs of the Kentucky Cooperative Extension Service serves all people regardless of race, color, age, sex, religion, disability, or national origin.



KENTUCKY: BY THE NUMBERS

~ Housing 2000 ~

Todd County

Julie N. Zimmerman and Nicole Breazeale
Community and Economic Development Programs, Rural Sociology

University of Kentucky, College of Agriculture

May, 2002

Just as the population has grown, the total number of housing units has also grown since the last Census. However, while Kentucky's population has increased by 9.7 percent in ten years, the number of housing units has grown by 16.2 percent. This is in part because the average household size has decreased, but also because seasonal, recreational, and occasional-use housing has increased. This data sheet contains county level housing data from the newest 2000 Census with some comparison data from the last 1990 Census.

"Kentucky: By the Numbers" is available online at <http://www.ca.uky.edu/snarl>.

<u>Total Housing</u>	<u>County</u>	<u>State</u>
Total Number of Housing Units (2000)	5,121	1,750,927
Total Number of Housing Units (1990)	4,415	1,506,845
<i>Percent Change in Total Number of Housing Units (1990-2000)</i>	<i>16.0%</i>	<i>16.2%</i>
Number of Occupied Housing Units (Owner and Renter) (2000)	4,569	1,590,647
Number of Occupied Housing Units (Owner and Renter) (1990)	4,104	1,379,782
<i>Percent of Total Housing Units that are Occupied (2000)</i>	<i>89.2%</i>	<i>90.8%</i>
<i>Percent of Total Housing Units that are Occupied (1990)</i>	<i>93.0%</i>	<i>91.6%</i>
Number of Vacant Housing Units (2000)	552	160,280
Number of Vacant Housing Units (1990)	311	127,063
<i>Percent of Total Housing Units that are Vacant (2000)</i>	<i>10.8%</i>	<i>9.2%</i>
<i>Percent of Total Housing Units that are Vacant (1990)</i>	<i>7.0%</i>	<i>8.4%</i>
<u>Owner-Occupied Housing</u>		
Number of Owner-Occupied Housing Units (2000)	3,498	1,125,397
<i>Percent of Occupied Housing Units that are Owner-Occupied (2000)</i>	<i>76.6%</i>	<i>70.8%</i>
Number of Owner-Occupied Housing Units inhabited by Married-Couple Families	2,244	720,726
Number of Owner-Occupied Housing Units inhabited by Families with Male Householder, no Wife Present	98	36,373
Number of Owner-Occupied Housing Units inhabited by Families with Female Householder, no Husband Present	314	99,067

< Continued on back side >

< Continued from front side >

Social and Economic Education for Development



KENTUCKY: BY THE NUMBERS
~ Housing 2000 ~

Todd County



Julie N. Zimmerman and Nicole Breazeale
Community and Economic Development Programs, Rural Sociology

University of Kentucky, College of Agriculture

May, 2002

Owner-Occupied Housing (Continued)

County

State

Number of Owner-Occupied Housing Units inhabited by
Nonfamily Households (includes those Living Alone)

842

269,231

Average Household Size of Owner-Occupied Housing Units (2000)

2.58

2.55

Renter-Occupied Housing

Number of Renter-Occupied Housing Units (2000)

1,071

465,250

Percent of Occupied Housing Units that are Renter-Occupied (2000)

23.4%

29.2%

Number of Renter-Occupied Housing Units inhabited by Married-
Couple Families

440

137,218

Number of Renter-Occupied Housing Units inhabited by Families
with Male Householder, no Wife Present

59

22,124

Number of Renter-Occupied Housing Units inhabited by Families
with Female Householder, no Husband Present

214

88,890

Number of Renter-Occupied Housing Units inhabited by
Nonfamily Households (includes those Living Alone)

358

217,018

Average Household Size of Renter-Occupied Housing Units (2000)

2.62

2.27

Vacant Housing

Number of Vacant Housing Units that are for Seasonal, Recreational, or
Occasional Use (2000)

85

30,420

***Percent of Total Vacant Housing Units that are for Seasonal,
Recreational, or Occasional Use (2000)***

15.4%

19.0%

These data are from the U.S. Census Bureau and were downloaded from their website at
<http://www.census.gov>

County level housing data is also available from the Kentucky State Data Center at
<http://cbpa.louisville.edu/ksdc/>


SEED (Social and Economic Education for Development) is a program of the Kentucky Cooperative Extension Service at the University of Kentucky. Faculty draw on the resources of the Social 'N Agricultural Resource Library (SNARL) and professional contacts at the University of Kentucky, other agencies, and community programs throughout the country. For more information contact your local Cooperative Extension office or Dr. Richard C. Maurer, SEED, 500 Garrigus Building, University of Kentucky, Lexington, KY 40546 or call (859) 257-7582.

Educational programs of the Kentucky Cooperative Extension Service serves all people regardless of race, color, age, sex, religion, disability, or national origin.



KENTUCKY: BY THE NUMBERS

~ Housing 2000 ~

Trigg County

Julie N. Zimmerman and Nicole Breazeale
Community and Economic Development Programs, Rural Sociology

University of Kentucky, College of Agriculture

May, 2002

Just as the population has grown, the total number of housing units has also grown since the last Census. However, while Kentucky's population has increased by 9.7 percent in ten years, the number of housing units has grown by 16.2 percent. This is in part because the average household size has decreased, but also because seasonal, recreational, and occasional-use housing has increased. This data sheet contains county level housing data from the newest 2000 Census with some comparison data from the last 1990 Census.

"Kentucky: By the Numbers" is available online at <http://www.ca.uky.edu/snarl>.

<u>Total Housing</u>	<u>County</u>	<u>State</u>
Total Number of Housing Units (2000)	6,698	1,750,927
Total Number of Housing Units (1990)	5,284	1,506,845
<i>Percent Change in Total Number of Housing Units (1990-2000)</i>	26.8%	16.2%
Number of Occupied Housing Units (Owner and Renter) (2000)	5,215	1,590,647
Number of Occupied Housing Units (Owner and Renter) (1990)	4,104	1,379,782
<i>Percent of Total Housing Units that are Occupied (2000)</i>	77.9%	90.8%
<i>Percent of Total Housing Units that are Occupied (1990)</i>	77.7%	91.6%
Number of Vacant Housing Units (2000)	1,483	160,280
Number of Vacant Housing Units (1990)	1,180	127,063
<i>Percent of Total Housing Units that are Vacant (2000)</i>	22.1%	9.2%
<i>Percent of Total Housing Units that are Vacant (1990)</i>	22.3%	8.4%

Owner-Occupied Housing

Number of Owner-Occupied Housing Units (2000)	4,250	1,125,397
<i>Percent of Occupied Housing Units that are Owner-Occupied (2000)</i>	81.5%	70.8%
Number of Owner-Occupied Housing Units inhabited by Married-Couple Families	2,775	720,726
Number of Owner-Occupied Housing Units inhabited by Families with Male Householder, no Wife Present	144	36,373
Number of Owner-Occupied Housing Units inhabited by Families with Female Householder, no Husband Present	266	99,067

< Continued on back side >

< Continued from front side >

Social and Economic Education for Development



KENTUCKY: BY THE NUMBERS
~ Housing 2000 ~

Trigg County



Julie N. Zimmerman and Nicole Breazeale
Community and Economic Development Programs, Rural Sociology

University of Kentucky, College of Agriculture

May, 2002

Owner-Occupied Housing (Continued)

County **State**

Number of Owner-Occupied Housing Units inhabited by
Nonfamily Households (includes those Living Alone) 1,065 269,231

Average Household Size of Owner-Occupied Housing Units (2000) 2.39 2.55

Renter-Occupied Housing

Number of Renter-Occupied Housing Units (2000) 965 465,250

Percent of Occupied Housing Units that are Renter-Occupied (2000) ***18.5%*** ***29.2%***

Number of Renter-Occupied Housing Units inhabited by Married-
Couple Families 363 137,218

Number of Renter-Occupied Housing Units inhabited by Families
with Male Householder, no Wife Present 49 22,124

Number of Renter-Occupied Housing Units inhabited by Families
with Female Householder, no Husband Present 170 88,890

Number of Renter-Occupied Housing Units inhabited by
Nonfamily Households (includes those Living Alone) 383 217,018

Average Household Size of Renter-Occupied Housing Units (2000) 2.4 2.27

Vacant Housing

Number of Vacant Housing Units that are for Seasonal, Recreational, or
Occasional Use (2000) 1,007 30,420

***Percent of Total Vacant Housing Units that are for Seasonal,
Recreational, or Occasional Use (2000)*** ***67.9%*** ***19.0%***

These data are from the U.S. Census Bureau and were downloaded from their website at
<http://www.census.gov>

County level housing data is also available from the Kentucky State Data Center at
<http://cbpa.louisville.edu/ksdc/>

SEED (Social and Economic Education for Development) is a program of the Kentucky Cooperative Extension Service at the University of Kentucky. Faculty draw on the resources of the Social 'N Agricultural Resource Library (SNARL) and professional contacts at the University of Kentucky, other agencies, and community programs throughout the country. For more information contact your local Cooperative Extension office or Dr. Richard C. Maurer, SEED, 500 Garrigus Building, University of Kentucky, Lexington, KY 40546 or call (859) 257-7582.

Educational programs of the Kentucky Cooperative Extension Service serves all people regardless of race, color, age, sex, religion, disability, or national origin.



KENTUCKY: BY THE NUMBERS

~ Housing 2000 ~

Trimble County

Julie N. Zimmerman and Nicole Breazeale
Community and Economic Development Programs, Rural Sociology

University of Kentucky, College of Agriculture

May, 2002

Just as the population has grown, the total number of housing units has also grown since the last Census. However, while Kentucky's population has increased by 9.7 percent in ten years, the number of housing units has grown by 16.2 percent. This is in part because the average household size has decreased, but also because seasonal, recreational, and occasional-use housing has increased. This data sheet contains county level housing data from the newest 2000 Census with some comparison data from the last 1990 Census.

"Kentucky: By the Numbers" is available online at <http://www.ca.uky.edu/snarl>.

<u>Total Housing</u>	<u>County</u>	<u>State</u>
Total Number of Housing Units (2000)	3,437	1,750,927
Total Number of Housing Units (1990)	2,510	1,506,845
<i>Percent Change in Total Number of Housing Units (1990-2000)</i>	<i>36.9%</i>	<i>16.2%</i>
Number of Occupied Housing Units (Owner and Renter) (2000)	3,137	1,590,647
Number of Occupied Housing Units (Owner and Renter) (1990)	2,246	1,379,782
<i>Percent of Total Housing Units that are Occupied (2000)</i>	<i>91.3%</i>	<i>90.8%</i>
<i>Percent of Total Housing Units that are Occupied (1990)</i>	<i>89.5%</i>	<i>91.6%</i>
Number of Vacant Housing Units (2000)	300	160,280
Number of Vacant Housing Units (1990)	264	127,063
<i>Percent of Total Housing Units that are Vacant (2000)</i>	<i>8.7%</i>	<i>9.2%</i>
<i>Percent of Total Housing Units that are Vacant (1990)</i>	<i>10.5%</i>	<i>8.4%</i>
<u>Owner-Occupied Housing</u>		
Number of Owner-Occupied Housing Units (2000)	2,533	1,125,397
<i>Percent of Occupied Housing Units that are Owner-Occupied (2000)</i>	<i>80.7%</i>	<i>70.8%</i>
Number of Owner-Occupied Housing Units inhabited by Married-Couple Families	1,665	720,726
Number of Owner-Occupied Housing Units inhabited by Families with Male Householder, no Wife Present	90	36,373
Number of Owner-Occupied Housing Units inhabited by Families with Female Householder, no Husband Present	162	99,067

< Continued on back side >

< Continued from front side >

Social and Economic Education for Development



KENTUCKY: BY THE NUMBERS
~ Housing 2000 ~

Trimble County



Julie N. Zimmerman and Nicole Breazeale
Community and Economic Development Programs, Rural Sociology

University of Kentucky, College of Agriculture

May, 2002

Owner-Occupied Housing (Continued)

County **State**

Number of Owner-Occupied Housing Units inhabited by
Nonfamily Households (includes those Living Alone) 616 269,231

Average Household Size of Owner-Occupied Housing Units (2000) 2.58 2.55

Renter-Occupied Housing

Number of Renter-Occupied Housing Units (2000) 604 465,250

Percent of Occupied Housing Units that are Renter-Occupied (2000) ***19.3%*** ***29.2%***

Number of Renter-Occupied Housing Units inhabited by Married-
Couple Families 235 137,218

Number of Renter-Occupied Housing Units inhabited by Families
with Male Householder, no Wife Present 39 22,124

Number of Renter-Occupied Housing Units inhabited by Families
with Female Householder, no Husband Present 106 88,890

Number of Renter-Occupied Housing Units inhabited by
Nonfamily Households (includes those Living Alone) 224 217,018

Average Household Size of Renter-Occupied Housing Units (2000) 2.54 2.27

Vacant Housing

Number of Vacant Housing Units that are for Seasonal, Recreational, or
Occasional Use (2000) 55 30,420

***Percent of Total Vacant Housing Units that are for Seasonal,
Recreational, or Occasional Use (2000)*** ***18.3%*** ***19.0%***

These data are from the U.S. Census Bureau and were downloaded from their website at
<http://www.census.gov>

County level housing data is also available from the Kentucky State Data Center at
<http://cbpa.louisville.edu/ksdc/>

SEED (Social and Economic Education for Development) is a program of the Kentucky Cooperative Extension Service at the University of Kentucky. Faculty draw on the resources of the Social 'N Agricultural Resource Library (SNARL) and professional contacts at the University of Kentucky, other agencies, and community programs throughout the country. For more information contact your local Cooperative Extension office or Dr. Richard C. Maurer, SEED, 500 Garrigus Building, University of Kentucky, Lexington, KY 40546 or call (859) 257-7582.

Educational programs of the Kentucky Cooperative Extension Service serves all people regardless of race, color, age, sex, religion, disability, or national origin.



KENTUCKY: BY THE NUMBERS

~ Housing 2000 ~

Union County

Julie N. Zimmerman and Nicole Breazeale
Community and Economic Development Programs, Rural Sociology

University of Kentucky, College of Agriculture

May, 2002

Just as the population has grown, the total number of housing units has also grown since the last Census. However, while Kentucky's population has increased by 9.7 percent in ten years, the number of housing units has grown by 16.2 percent. This is in part because the average household size has decreased, but also because seasonal, recreational, and occasional-use housing has increased. This data sheet contains county level housing data from the newest 2000 Census with some comparison data from the last 1990 Census.

"Kentucky: By the Numbers" is available online at <http://www.ca.uky.edu/snarl>.

<u>Total Housing</u>	<u>County</u>	<u>State</u>
Total Number of Housing Units (2000)	6,234	1,750,927
Total Number of Housing Units (1990)	6,091	1,506,845
<i>Percent Change in Total Number of Housing Units (1990-2000)</i>	<i>2.3%</i>	<i>16.2%</i>
Number of Occupied Housing Units (Owner and Renter) (2000)	5,710	1,590,647
Number of Occupied Housing Units (Owner and Renter) (1990)	5,580	1,379,782
<i>Percent of Total Housing Units that are Occupied (2000)</i>	<i>91.6%</i>	<i>90.8%</i>
<i>Percent of Total Housing Units that are Occupied (1990)</i>	<i>91.6%</i>	<i>91.6%</i>
Number of Vacant Housing Units (2000)	524	160,280
Number of Vacant Housing Units (1990)	511	127,063
<i>Percent of Total Housing Units that are Vacant (2000)</i>	<i>8.4%</i>	<i>9.2%</i>
<i>Percent of Total Housing Units that are Vacant (1990)</i>	<i>8.4%</i>	<i>8.4%</i>
<u>Owner-Occupied Housing</u>		
Number of Owner-Occupied Housing Units (2000)	4,446	1,125,397
<i>Percent of Occupied Housing Units that are Owner-Occupied (2000)</i>	<i>77.9%</i>	<i>70.8%</i>
Number of Owner-Occupied Housing Units inhabited by Married-Couple Families	2,850	720,726
Number of Owner-Occupied Housing Units inhabited by Families with Male Householder, no Wife Present	155	36,373
Number of Owner-Occupied Housing Units inhabited by Families with Female Householder, no Husband Present	378	99,067

< Continued on back side >

< Continued from front side >

Social and Economic Education for Development



KENTUCKY: BY THE NUMBERS
~ Housing 2000 ~

Union County

Julie N. Zimmerman and Nicole Breazeale
Community and Economic Development Programs, Rural Sociology



University of Kentucky, College of Agriculture

May, 2002

Owner-Occupied Housing (Continued)

County **State**

Number of Owner-Occupied Housing Units inhabited by Nonfamily Households (includes those Living Alone)	1,063	269,231
---	-------	---------

Average Household Size of Owner-Occupied Housing Units (2000)	2.57	2.55
---	------	------

Renter-Occupied Housing

Number of Renter-Occupied Housing Units (2000)	1,264	465,250
--	-------	---------

<i>Percent of Occupied Housing Units that are Renter-Occupied (2000)</i>	<i>22.1%</i>	<i>29.2%</i>
--	--------------	--------------

Number of Renter-Occupied Housing Units inhabited by Married- Couple Families	374	137,218
--	-----	---------

Number of Renter-Occupied Housing Units inhabited by Families with Male Householder, no Wife Present	52	22,124
---	----	--------

Number of Renter-Occupied Housing Units inhabited by Families with Female Householder, no Husband Present	272	88,890
--	-----	--------

Number of Renter-Occupied Housing Units inhabited by Nonfamily Households (includes those Living Alone)	566	217,018
--	-----	---------

Average Household Size of Renter-Occupied Housing Units (2000)	2.25	2.27
--	------	------

Vacant Housing

Number of Vacant Housing Units that are for Seasonal, Recreational, or Occasional Use (2000)	30	30,420
---	----	--------

<i>Percent of Total Vacant Housing Units that are for Seasonal, Recreational, or Occasional Use (2000)</i>	<i>5.7%</i>	<i>19.0%</i>
--	-------------	--------------

These data are from the U.S. Census Bureau and were downloaded from their website at
<http://www.census.gov>

County level housing data is also available from the Kentucky State Data Center at
<http://cbpa.louisville.edu/ksdc/>

SEED (Social and Economic Education for Development) is a program of the Kentucky Cooperative Extension Service at the University of Kentucky. Faculty draw on the resources of the Social 'N Agricultural Resource Library (SNARL) and professional contacts at the University of Kentucky, other agencies, and community programs throughout the country. For more information contact your local Cooperative Extension office or Dr. Richard C. Maurer, SEED, 500 Garrigus Building, University of Kentucky, Lexington, KY 40546 or call (859) 257-7582.

Educational programs of the Kentucky Cooperative Extension Service serves all people regardless of race, color, age, sex, religion, disability, or national origin.



KENTUCKY: BY THE NUMBERS

~ Housing 2000 ~

Warren County

Julie N. Zimmerman and Nicole Breazeale

Community and Economic Development Programs, Rural Sociology

University of Kentucky, College of Agriculture

May, 2002

Just as the population has grown, the total number of housing units has also grown since the last Census. However, while Kentucky's population has increased by 9.7 percent in ten years, the number of housing units has grown by 16.2 percent. This is in part because the average household size has decreased, but also because seasonal, recreational, and occasional-use housing has increased. This data sheet contains county level housing data from the newest 2000 Census with some comparison data from the last 1990 Census.

"Kentucky: By the Numbers" is available online at <http://www.ca.uky.edu/snarl>.

<u>Total Housing</u>	<u>County</u>	<u>State</u>
Total Number of Housing Units (2000)	38,350	1,750,927
Total Number of Housing Units (1990)	31,065	1,506,845
<i>Percent Change in Total Number of Housing Units (1990-2000)</i>	<i>23.5%</i>	<i>16.2%</i>
Number of Occupied Housing Units (Owner and Renter) (2000)	35,365	1,590,647
Number of Occupied Housing Units (Owner and Renter) (1990)	28,819	1,379,782
<i>Percent of Total Housing Units that are Occupied (2000)</i>	<i>92.2%</i>	<i>90.8%</i>
<i>Percent of Total Housing Units that are Occupied (1990)</i>	<i>92.8%</i>	<i>91.6%</i>
Number of Vacant Housing Units (2000)	2,985	160,280
Number of Vacant Housing Units (1990)	2,246	127,063
<i>Percent of Total Housing Units that are Vacant (2000)</i>	<i>7.8%</i>	<i>9.2%</i>
<i>Percent of Total Housing Units that are Vacant (1990)</i>	<i>7.2%</i>	<i>8.4%</i>
<u>Owner-Occupied Housing</u>		
Number of Owner-Occupied Housing Units (2000)	22,622	1,125,397
<i>Percent of Occupied Housing Units that are Owner-Occupied (2000)</i>	<i>64.0%</i>	<i>70.8%</i>
Number of Owner-Occupied Housing Units inhabited by Married-Couple Families	14,754	720,726
Number of Owner-Occupied Housing Units inhabited by Families with Male Householder, no Wife Present	682	36,373
Number of Owner-Occupied Housing Units inhabited by Families with Female Householder, no Husband Present	1,853	99,067

< Continued on back side >

< Continued from front side >

Social and Economic Education for Development



KENTUCKY: BY THE NUMBERS
~ Housing 2000 ~

Warren County



Julie N. Zimmerman and Nicole Breazeale
Community and Economic Development Programs, Rural Sociology

University of Kentucky, College of Agriculture

May, 2002

Owner-Occupied Housing (Continued)

County **State**

Number of Owner-Occupied Housing Units inhabited by
Nonfamily Households (includes those Living Alone) 5,333 269,231

Average Household Size of Owner-Occupied Housing Units (2000) 2.56 2.55

Renter-Occupied Housing

Number of Renter-Occupied Housing Units (2000) 12,743 465,250

Percent of Occupied Housing Units that are Renter-Occupied (2000) ***36.0%*** ***29.2%***

Number of Renter-Occupied Housing Units inhabited by Married-
Couple Families 3,416 137,218

Number of Renter-Occupied Housing Units inhabited by Families
with Male Householder, no Wife Present 604 22,124

Number of Renter-Occupied Housing Units inhabited by Families
with Female Householder, no Husband Present 2,118 88,890

Number of Renter-Occupied Housing Units inhabited by
Nonfamily Households (includes those Living Alone) 6,605 217,018

Average Household Size of Renter-Occupied Housing Units (2000) 2.29 2.27

Vacant Housing

Number of Vacant Housing Units that are for Seasonal, Recreational, or
Occasional Use (2000) 137 30,420

***Percent of Total Vacant Housing Units that are for Seasonal,
Recreational, or Occasional Use (2000)*** ***4.6%*** ***19.0%***

These data are from the U.S. Census Bureau and were downloaded from their website at
<http://www.census.gov>

County level housing data is also available from the Kentucky State Data Center at
<http://cbpa.louisville.edu/ksdc/>


SEED (Social and Economic Education for Development) is a program of the Kentucky Cooperative Extension Service at the University of Kentucky. Faculty draw on the resources of the Social 'N Agricultural Resource Library (SNARL) and professional contacts at the University of Kentucky, other agencies, and community programs throughout the country. For more information contact your local Cooperative Extension office or Dr. Richard C. Maurer, SEED, 500 Garrigus Building, University of Kentucky, Lexington, KY 40546 or call (859) 257-7582.

Educational programs of the Kentucky Cooperative Extension Service serves all people regardless of race, color, age, sex, religion, disability, or national origin.



KENTUCKY: BY THE NUMBERS

~ Housing 2000 ~

Washington County

Julie N. Zimmerman and Nicole Breazeale
Community and Economic Development Programs, Rural Sociology

University of Kentucky, College of Agriculture

May, 2002

Just as the population has grown, the total number of housing units has also grown since the last Census. However, while Kentucky's population has increased by 9.7 percent in ten years, the number of housing units has grown by 16.2 percent. This is in part because the average household size has decreased, but also because seasonal, recreational, and occasional-use housing has increased. This data sheet contains county level housing data from the newest 2000 Census with some comparison data from the last 1990 Census.

"Kentucky: By the Numbers" is available online at <http://www.ca.uky.edu/snarl>.

<u>Total Housing</u>	<u>County</u>	<u>State</u>
Total Number of Housing Units (2000)	4,542	1,750,927
Total Number of Housing Units (1990)	4,009	1,506,845
<i>Percent Change in Total Number of Housing Units (1990-2000)</i>	<i>13.3%</i>	<i>16.2%</i>
Number of Occupied Housing Units (Owner and Renter) (2000)	4,121	1,590,647
Number of Occupied Housing Units (Owner and Renter) (1990)	3,709	1,379,782
<i>Percent of Total Housing Units that are Occupied (2000)</i>	<i>90.7%</i>	<i>90.8%</i>
<i>Percent of Total Housing Units that are Occupied (1990)</i>	<i>92.5%</i>	<i>91.6%</i>
Number of Vacant Housing Units (2000)	421	160,280
Number of Vacant Housing Units (1990)	300	127,063
<i>Percent of Total Housing Units that are Vacant (2000)</i>	<i>9.3%</i>	<i>9.2%</i>
<i>Percent of Total Housing Units that are Vacant (1990)</i>	<i>7.5%</i>	<i>8.4%</i>
<u>Owner-Occupied Housing</u>		
Number of Owner-Occupied Housing Units (2000)	3,296	1,125,397
<i>Percent of Occupied Housing Units that are Owner-Occupied (2000)</i>	<i>80.0%</i>	<i>70.8%</i>
Number of Owner-Occupied Housing Units inhabited by Married-Couple Families	2,175	720,726
Number of Owner-Occupied Housing Units inhabited by Families with Male Householder, no Wife Present	115	36,373
Number of Owner-Occupied Housing Units inhabited by Families with Female Householder, no Husband Present	241	99,067

< Continued on back side >

< Continued from front side >

Social and Economic Education for Development



KENTUCKY: BY THE NUMBERS
~ Housing 2000 ~

Washington County

Julie N. Zimmerman and Nicole Breazeale
Community and Economic Development Programs, Rural Sociology



University of Kentucky, College of Agriculture

May, 2002

Owner-Occupied Housing (Continued)

County **State**

Number of Owner-Occupied Housing Units inhabited by
Nonfamily Households (includes those Living Alone) 765 269,231

Average Household Size of Owner-Occupied Housing Units (2000) 2.6 2.55

Renter-Occupied Housing

Number of Renter-Occupied Housing Units (2000) 825 465,250

Percent of Occupied Housing Units that are Renter-Occupied (2000) ***20.0%*** ***29.2%***

Number of Renter-Occupied Housing Units inhabited by Married-
Couple Families 279 137,218

Number of Renter-Occupied Housing Units inhabited by Families
with Male Householder, no Wife Present 38 22,124

Number of Renter-Occupied Housing Units inhabited by Families
with Female Householder, no Husband Present 172 88,890

Number of Renter-Occupied Housing Units inhabited by
Nonfamily Households (includes those Living Alone) 336 217,018

Average Household Size of Renter-Occupied Housing Units (2000) 2.44 2.27

Vacant Housing

Number of Vacant Housing Units that are for Seasonal, Recreational, or
Occasional Use (2000) 125 30,420

***Percent of Total Vacant Housing Units that are for Seasonal,
Recreational, or Occasional Use (2000)*** ***29.7%*** ***19.0%***

These data are from the U.S. Census Bureau and were downloaded from their website at
<http://www.census.gov>

County level housing data is also available from the Kentucky State Data Center at
<http://cbpa.louisville.edu/ksdc/>

SEED (Social and Economic Education for Development) is a program of the Kentucky Cooperative Extension Service at the University of Kentucky. Faculty draw on the resources of the Social 'N Agricultural Resource Library (SNARL) and professional contacts at the University of Kentucky, other agencies, and community programs throughout the country. For more information contact your local Cooperative Extension office or Dr. Richard C. Maurer, SEED, 500 Garrigus Building, University of Kentucky, Lexington, KY 40546 or call (859) 257-7582.

Educational programs of the Kentucky Cooperative Extension Service serves all people regardless of race, color, age, sex, religion, disability, or national origin.



KENTUCKY: BY THE NUMBERS

~ Housing 2000 ~

Wayne County

Julie N. Zimmerman and Nicole Breazeale

Community and Economic Development Programs, Rural Sociology

University of Kentucky, College of Agriculture

May, 2002

Just as the population has grown, the total number of housing units has also grown since the last Census. However, while Kentucky's population has increased by 9.7 percent in ten years, the number of housing units has grown by 16.2 percent. This is in part because the average household size has decreased, but also because seasonal, recreational, and occasional-use housing has increased. This data sheet contains county level housing data from the newest 2000 Census with some comparison data from the last 1990 Census.

"Kentucky: By the Numbers" is available online at <http://www.ca.uky.edu/snarl>.

<u>Total Housing</u>	<u>County</u>	<u>State</u>
Total Number of Housing Units (2000)	9,789	1,750,927
Total Number of Housing Units (1990)	7,791	1,506,845
<i>Percent Change in Total Number of Housing Units (1990-2000)</i>	25.6%	16.2%
Number of Occupied Housing Units (Owner and Renter) (2000)	7,913	1,590,647
Number of Occupied Housing Units (Owner and Renter) (1990)	6,517	1,379,782
<i>Percent of Total Housing Units that are Occupied (2000)</i>	80.8%	90.8%
<i>Percent of Total Housing Units that are Occupied (1990)</i>	83.6%	91.6%
Number of Vacant Housing Units (2000)	1,876	160,280
Number of Vacant Housing Units (1990)	1,274	127,063
<i>Percent of Total Housing Units that are Vacant (2000)</i>	19.2%	9.2%
<i>Percent of Total Housing Units that are Vacant (1990)</i>	16.4%	8.4%

Owner-Occupied Housing

Number of Owner-Occupied Housing Units (2000)	6,050	1,125,397
<i>Percent of Occupied Housing Units that are Owner-Occupied (2000)</i>	76.5%	70.8%
Number of Owner-Occupied Housing Units inhabited by Married-Couple Families	3,950	720,726
Number of Owner-Occupied Housing Units inhabited by Families with Male Householder, no Wife Present	212	36,373
Number of Owner-Occupied Housing Units inhabited by Families with Female Householder, no Husband Present	498	99,067

< Continued on back side >

< Continued from front side >

Social and Economic Education for Development



KENTUCKY: BY THE NUMBERS
~ Housing 2000 ~

Wayne County



Julie N. Zimmerman and Nicole Breazeale
Community and Economic Development Programs, Rural Sociology

University of Kentucky, College of Agriculture

May, 2002

Owner-Occupied Housing (Continued)

County

State

Number of Owner-Occupied Housing Units inhabited by
Nonfamily Households (includes those Living Alone)

1,390

269,231

Average Household Size of Owner-Occupied Housing Units (2000)

2.51

2.55

Renter-Occupied Housing

Number of Renter-Occupied Housing Units (2000)

1,863

465,250

Percent of Occupied Housing Units that are Renter-Occupied (2000)

23.5%

29.2%

Number of Renter-Occupied Housing Units inhabited by Married-
Couple Families

714

137,218

Number of Renter-Occupied Housing Units inhabited by Families
with Male Householder, no Wife Present

99

22,124

Number of Renter-Occupied Housing Units inhabited by Families
with Female Householder, no Husband Present

339

88,890

Number of Renter-Occupied Housing Units inhabited by
Nonfamily Households (includes those Living Alone)

711

217,018

Average Household Size of Renter-Occupied Housing Units (2000)

2.44

2.27

Vacant Housing

Number of Vacant Housing Units that are for Seasonal, Recreational, or
Occasional Use (2000)

1,017

30,420

***Percent of Total Vacant Housing Units that are for Seasonal,
Recreational, or Occasional Use (2000)***

54.2%

19.0%

These data are from the U.S. Census Bureau and were downloaded from their website at
<http://www.census.gov>

County level housing data is also available from the Kentucky State Data Center at
<http://cbpa.louisville.edu/ksdc/>

SEED (Social and Economic Education for Development) is a program of the Kentucky Cooperative Extension Service at the University of Kentucky. Faculty draw on the resources of the Social 'N Agricultural Resource Library (SNARL) and professional contacts at the University of Kentucky, other agencies, and community programs throughout the country. For more information contact your local Cooperative Extension office or Dr. Richard C. Maurer, SEED, 500 Garrigus Building, University of Kentucky, Lexington, KY 40546 or call (859) 257-7582.

Educational programs of the Kentucky Cooperative Extension Service serves all people regardless of race, color, age, sex, religion, disability, or national origin.



KENTUCKY: BY THE NUMBERS

~ Housing 2000 ~

Webster County

Julie N. Zimmerman and Nicole Breazeale
Community and Economic Development Programs, Rural Sociology

University of Kentucky, College of Agriculture

May, 2002

Just as the population has grown, the total number of housing units has also grown since the last Census. However, while Kentucky's population has increased by 9.7 percent in ten years, the number of housing units has grown by 16.2 percent. This is in part because the average household size has decreased, but also because seasonal, recreational, and occasional-use housing has increased. This data sheet contains county level housing data from the newest 2000 Census with some comparison data from the last 1990 Census.

"Kentucky: By the Numbers" is available online at <http://www.ca.uky.edu/snarl>.

<u>Total Housing</u>	<u>County</u>	<u>State</u>
Total Number of Housing Units (2000)	6,250	1,750,927
Total Number of Housing Units (1990)	5,914	1,506,845
<i>Percent Change in Total Number of Housing Units (1990-2000)</i>	<i>5.7%</i>	<i>16.2%</i>
Number of Occupied Housing Units (Owner and Renter) (2000)	5,560	1,590,647
Number of Occupied Housing Units (Owner and Renter) (1990)	5,372	1,379,782
<i>Percent of Total Housing Units that are Occupied (2000)</i>	<i>89.0%</i>	<i>90.8%</i>
<i>Percent of Total Housing Units that are Occupied (1990)</i>	<i>90.8%</i>	<i>91.6%</i>
Number of Vacant Housing Units (2000)	690	160,280
Number of Vacant Housing Units (1990)	542	127,063
<i>Percent of Total Housing Units that are Vacant (2000)</i>	<i>11.0%</i>	<i>9.2%</i>
<i>Percent of Total Housing Units that are Vacant (1990)</i>	<i>9.2%</i>	<i>8.4%</i>
<u>Owner-Occupied Housing</u>		
Number of Owner-Occupied Housing Units (2000)	4,342	1,125,397
<i>Percent of Occupied Housing Units that are Owner-Occupied (2000)</i>	<i>78.1%</i>	<i>70.8%</i>
Number of Owner-Occupied Housing Units inhabited by Married-Couple Families	2,856	720,726
Number of Owner-Occupied Housing Units inhabited by Families with Male Householder, no Wife Present	143	36,373
Number of Owner-Occupied Housing Units inhabited by Families with Female Householder, no Husband Present	323	99,067

< Continued on back side >

< Continued from front side >

Social and Economic Education for Development



KENTUCKY: BY THE NUMBERS
~ Housing 2000 ~

Webster County



Julie N. Zimmerman and Nicole Breazeale
Community and Economic Development Programs, Rural Sociology

University of Kentucky, College of Agriculture

May, 2002

Owner-Occupied Housing (Continued)

County

State

Number of Owner-Occupied Housing Units inhabited by
Nonfamily Households (includes those Living Alone)

1,020

269,231

Average Household Size of Owner-Occupied Housing Units (2000)

2.52

2.55

Renter-Occupied Housing

Number of Renter-Occupied Housing Units (2000)

1,218

465,250

Percent of Occupied Housing Units that are Renter-Occupied (2000)

21.9%

29.2%

Number of Renter-Occupied Housing Units inhabited by Married-
Couple Families

421

137,218

Number of Renter-Occupied Housing Units inhabited by Families
with Male Householder, no Wife Present

60

22,124

Number of Renter-Occupied Housing Units inhabited by Families
with Female Householder, no Husband Present

251

88,890

Number of Renter-Occupied Housing Units inhabited by
Nonfamily Households (includes those Living Alone)

486

217,018

Average Household Size of Renter-Occupied Housing Units (2000)

2.41

2.27

Vacant Housing

Number of Vacant Housing Units that are for Seasonal, Recreational, or
Occasional Use (2000)

43

30,420

***Percent of Total Vacant Housing Units that are for Seasonal,
Recreational, or Occasional Use (2000)***

6.2%

19.0%

These data are from the U.S. Census Bureau and were downloaded from their website at
<http://www.census.gov>

County level housing data is also available from the Kentucky State Data Center at
<http://cbpa.louisville.edu/ksdc/>

SEED (Social and Economic Education for Development) is a program of the Kentucky Cooperative Extension Service at the University of Kentucky. Faculty draw on the resources of the Social 'N Agricultural Resource Library (SNARL) and professional contacts at the University of Kentucky, other agencies, and community programs throughout the country. For more information contact your local Cooperative Extension office or Dr. Richard C. Maurer, SEED, 500 Garrigus Building, University of Kentucky, Lexington, KY 40546 or call (859) 257-7582.

Educational programs of the Kentucky Cooperative Extension Service serves all people regardless of race, color, age, sex, religion, disability, or national origin.



KENTUCKY: BY THE NUMBERS

~ Housing 2000 ~

Whitley County

Julie N. Zimmerman and Nicole Breazeale
Community and Economic Development Programs, Rural Sociology

University of Kentucky, College of Agriculture

May, 2002

Just as the population has grown, the total number of housing units has also grown since the last Census. However, while Kentucky's population has increased by 9.7 percent in ten years, the number of housing units has grown by 16.2 percent. This is in part because the average household size has decreased, but also because seasonal, recreational, and occasional-use housing has increased. This data sheet contains county level housing data from the newest 2000 Census with some comparison data from the last 1990 Census.

"Kentucky: By the Numbers" is available online at <http://www.ca.uky.edu/snarl>.

<u>Total Housing</u>	<u>County</u>	<u>State</u>
Total Number of Housing Units (2000)	15,288	1,750,927
Total Number of Housing Units (1990)	13,399	1,506,845
<i>Percent Change in Total Number of Housing Units (1990-2000)</i>	<i>14.1%</i>	<i>16.2%</i>
Number of Occupied Housing Units (Owner and Renter) (2000)	13,780	1,590,647
Number of Occupied Housing Units (Owner and Renter) (1990)	12,153	1,379,782
<i>Percent of Total Housing Units that are Occupied (2000)</i>	<i>90.1%</i>	<i>90.8%</i>
<i>Percent of Total Housing Units that are Occupied (1990)</i>	<i>90.7%</i>	<i>91.6%</i>
Number of Vacant Housing Units (2000)	1,508	160,280
Number of Vacant Housing Units (1990)	1,246	127,063
<i>Percent of Total Housing Units that are Vacant (2000)</i>	<i>9.9%</i>	<i>9.2%</i>
<i>Percent of Total Housing Units that are Vacant (1990)</i>	<i>9.3%</i>	<i>8.4%</i>
<u>Owner-Occupied Housing</u>		
Number of Owner-Occupied Housing Units (2000)	10,008	1,125,397
<i>Percent of Occupied Housing Units that are Owner-Occupied (2000)</i>	<i>72.6%</i>	<i>70.8%</i>
Number of Owner-Occupied Housing Units inhabited by Married-Couple Families	6,228	720,726
Number of Owner-Occupied Housing Units inhabited by Families with Male Householder, no Wife Present	377	36,373
Number of Owner-Occupied Housing Units inhabited by Families with Female Householder, no Husband Present	1,021	99,067

< Continued on back side >

< Continued from front side >

Social and Economic Education for Development



KENTUCKY: BY THE NUMBERS
~ Housing 2000 ~

Whitley County



Julie N. Zimmerman and Nicole Breazeale
Community and Economic Development Programs, Rural Sociology

University of Kentucky, College of Agriculture

May, 2002

Owner-Occupied Housing (Continued)

County

State

Number of Owner-Occupied Housing Units inhabited by
Nonfamily Households (includes those Living Alone)

2,382

269,231

Average Household Size of Owner-Occupied Housing Units (2000)

2.57

2.55

Renter-Occupied Housing

Number of Renter-Occupied Housing Units (2000)

3,772

465,250

Percent of Occupied Housing Units that are Renter-Occupied (2000)

27.4%

29.2%

Number of Renter-Occupied Housing Units inhabited by Married-
Couple Families

1,340

137,218

Number of Renter-Occupied Housing Units inhabited by Families
with Male Householder, no Wife Present

158

22,124

Number of Renter-Occupied Housing Units inhabited by Families
with Female Householder, no Husband Present

764

88,890

Number of Renter-Occupied Housing Units inhabited by
Nonfamily Households (includes those Living Alone)

1,510

217,018

Average Household Size of Renter-Occupied Housing Units (2000)

2.38

2.27

Vacant Housing

Number of Vacant Housing Units that are for Seasonal, Recreational, or
Occasional Use (2000)

102

30,420

***Percent of Total Vacant Housing Units that are for Seasonal,
Recreational, or Occasional Use (2000)***

6.8%

19.0%

These data are from the U.S. Census Bureau and were downloaded from their website at
<http://www.census.gov>

County level housing data is also available from the Kentucky State Data Center at
<http://cbpa.louisville.edu/ksdc/>

SEED (Social and Economic Education for Development) is a program of the Kentucky Cooperative Extension Service at the University of Kentucky. Faculty draw on the resources of the Social 'N Agricultural Resource Library (SNARL) and professional contacts at the University of Kentucky, other agencies, and community programs throughout the country. For more information contact your local Cooperative Extension office or Dr. Richard C. Maurer, SEED, 500 Garrigus Building, University of Kentucky, Lexington, KY 40546 or call (859) 257-7582.

Educational programs of the Kentucky Cooperative Extension Service serves all people regardless of race, color, age, sex, religion, disability, or national origin.



KENTUCKY: BY THE NUMBERS

~ Housing 2000 ~

Wolfe County

Julie N. Zimmerman and Nicole Breazeale
Community and Economic Development Programs, Rural Sociology

University of Kentucky, College of Agriculture

May, 2002

Just as the population has grown, the total number of housing units has also grown since the last Census. However, while Kentucky's population has increased by 9.7 percent in ten years, the number of housing units has grown by 16.2 percent. This is in part because the average household size has decreased, but also because seasonal, recreational, and occasional-use housing has increased. This data sheet contains county level housing data from the newest 2000 Census with some comparison data from the last 1990 Census.

"Kentucky: By the Numbers" is available online at <http://www.ca.uky.edu/snarl>.

<u>Total Housing</u>	<u>County</u>	<u>State</u>
Total Number of Housing Units (2000)	3,264	1,750,927
Total Number of Housing Units (1990)	2,779	1,506,845
<i>Percent Change in Total Number of Housing Units (1990-2000)</i>	<i>17.5%</i>	<i>16.2%</i>
Number of Occupied Housing Units (Owner and Renter) (2000)	2,816	1,590,647
Number of Occupied Housing Units (Owner and Renter) (1990)	2,451	1,379,782
<i>Percent of Total Housing Units that are Occupied (2000)</i>	<i>86.3%</i>	<i>90.8%</i>
<i>Percent of Total Housing Units that are Occupied (1990)</i>	<i>88.2%</i>	<i>91.6%</i>
Number of Vacant Housing Units (2000)	448	160,280
Number of Vacant Housing Units (1990)	328	127,063
<i>Percent of Total Housing Units that are Vacant (2000)</i>	<i>13.7%</i>	<i>9.2%</i>
<i>Percent of Total Housing Units that are Vacant (1990)</i>	<i>11.8%</i>	<i>8.4%</i>
<u>Owner-Occupied Housing</u>		
Number of Owner-Occupied Housing Units (2000)	2,082	1,125,397
<i>Percent of Occupied Housing Units that are Owner-Occupied (2000)</i>	<i>73.9%</i>	<i>70.8%</i>
Number of Owner-Occupied Housing Units inhabited by Married-Couple Families	1,229	720,726
Number of Owner-Occupied Housing Units inhabited by Families with Male Householder, no Wife Present	106	36,373
Number of Owner-Occupied Housing Units inhabited by Families with Female Householder, no Husband Present	219	99,067

< Continued on back side >

< Continued from front side >

Social and Economic Education for Development



KENTUCKY: BY THE NUMBERS
~ Housing 2000 ~

Wolfe County



Julie N. Zimmerman and Nicole Breazeale
Community and Economic Development Programs, Rural Sociology

University of Kentucky, College of Agriculture

May, 2002

Owner-Occupied Housing (Continued)

County **State**

Number of Owner-Occupied Housing Units inhabited by
Nonfamily Households (includes those Living Alone) 528 269,231

Average Household Size of Owner-Occupied Housing Units (2000) 2.49 2.55

Renter-Occupied Housing

Number of Renter-Occupied Housing Units (2000) 734 465,250

Percent of Occupied Housing Units that are Renter-Occupied (2000) ***26.1%*** ***29.2%***

Number of Renter-Occupied Housing Units inhabited by Married-
Couple Families 243 137,218

Number of Renter-Occupied Housing Units inhabited by Families
with Male Householder, no Wife Present 47 22,124

Number of Renter-Occupied Housing Units inhabited by Families
with Female Householder, no Husband Present 133 88,890

Number of Renter-Occupied Housing Units inhabited by
Nonfamily Households (includes those Living Alone) 311 217,018

Average Household Size of Renter-Occupied Housing Units (2000) 2.35 2.27

Vacant Housing

Number of Vacant Housing Units that are for Seasonal, Recreational, or
Occasional Use (2000) 80 30,420

***Percent of Total Vacant Housing Units that are for Seasonal,
Recreational, or Occasional Use (2000)*** ***17.9%*** ***19.0%***

These data are from the U.S. Census Bureau and were downloaded from their website at
<http://www.census.gov>

County level housing data is also available from the Kentucky State Data Center at
<http://cbpa.louisville.edu/ksdc/>

SEED (Social and Economic Education for Development) is a program of the Kentucky Cooperative Extension Service at the University of Kentucky. Faculty draw on the resources of the Social 'N Agricultural Resource Library (SNARL) and professional contacts at the University of Kentucky, other agencies, and community programs throughout the country. For more information contact your local Cooperative Extension office or Dr. Richard C. Maurer, SEED, 500 Garrigus Building, University of Kentucky, Lexington, KY 40546 or call (859) 257-7582.

Educational programs of the Kentucky Cooperative Extension Service serves all people regardless of race, color, age, sex, religion, disability, or national origin.



KENTUCKY: BY THE NUMBERS

~ Housing 2000 ~

Woodford County

Julie N. Zimmerman and Nicole Breazeale
Community and Economic Development Programs, Rural Sociology

University of Kentucky, College of Agriculture

May, 2002

Just as the population has grown, the total number of housing units has also grown since the last Census. However, while Kentucky's population has increased by 9.7 percent in ten years, the number of housing units has grown by 16.2 percent. This is in part because the average household size has decreased, but also because seasonal, recreational, and occasional-use housing has increased. This data sheet contains county level housing data from the newest 2000 Census with some comparison data from the last 1990 Census.

"Kentucky: By the Numbers" is available online at <http://www.ca.uky.edu/snarl>.

<u>Total Housing</u>	<u>County</u>	<u>State</u>
Total Number of Housing Units (2000)	9,374	1,750,927
Total Number of Housing Units (1990)	7,689	1,506,845
<i>Percent Change in Total Number of Housing Units (1990-2000)</i>	<i>21.9%</i>	<i>16.2%</i>
Number of Occupied Housing Units (Owner and Renter) (2000)	8,893	1,590,647
Number of Occupied Housing Units (Owner and Renter) (1990)	7,223	1,379,782
<i>Percent of Total Housing Units that are Occupied (2000)</i>	<i>94.9%</i>	<i>90.8%</i>
<i>Percent of Total Housing Units that are Occupied (1990)</i>	<i>93.9%</i>	<i>91.6%</i>
Number of Vacant Housing Units (2000)	481	160,280
Number of Vacant Housing Units (1990)	466	127,063
<i>Percent of Total Housing Units that are Vacant (2000)</i>	<i>5.1%</i>	<i>9.2%</i>
<i>Percent of Total Housing Units that are Vacant (1990)</i>	<i>6.1%</i>	<i>8.4%</i>
<u>Owner-Occupied Housing</u>		
Number of Owner-Occupied Housing Units (2000)	6,436	1,125,397
<i>Percent of Occupied Housing Units that are Owner-Occupied (2000)</i>	<i>72.4%</i>	<i>70.8%</i>
Number of Owner-Occupied Housing Units inhabited by Married-Couple Families	4,542	720,726
Number of Owner-Occupied Housing Units inhabited by Families with Male Householder, no Wife Present	154	36,373
Number of Owner-Occupied Housing Units inhabited by Families with Female Householder, no Husband Present	483	99,067

< Continued on back side >

< Continued from front side >

Social and Economic Education for Development



KENTUCKY: BY THE NUMBERS
~ Housing 2000 ~

Woodford County

Julie N. Zimmerman and Nicole Breazeale
Community and Economic Development Programs, Rural Sociology



University of Kentucky, College of Agriculture

May, 2002

Owner-Occupied Housing (Continued)

County **State**

Number of Owner-Occupied Housing Units inhabited by
Nonfamily Households (includes those Living Alone) 1,257 269,231

Average Household Size of Owner-Occupied Housing Units (2000) 2.62 2.55

Renter-Occupied Housing

Number of Renter-Occupied Housing Units (2000) 2,457 465,250

Percent of Occupied Housing Units that are Renter-Occupied (2000) ***27.6%*** ***29.2%***

Number of Renter-Occupied Housing Units inhabited by Married-
Couple Families 959 137,218

Number of Renter-Occupied Housing Units inhabited by Families
with Male Householder, no Wife Present 124 22,124

Number of Renter-Occupied Housing Units inhabited by Families
with Female Householder, no Husband Present 379 88,890

Number of Renter-Occupied Housing Units inhabited by
Nonfamily Households (includes those Living Alone) 995 217,018

Average Household Size of Renter-Occupied Housing Units (2000) 2.42 2.27

Vacant Housing

Number of Vacant Housing Units that are for Seasonal, Recreational, or
Occasional Use (2000) 39 30,420

***Percent of Total Vacant Housing Units that are for Seasonal,
Recreational, or Occasional Use (2000)*** ***8.1%*** ***19.0%***

These data are from the U.S. Census Bureau and were downloaded from their website at
<http://www.census.gov>

County level housing data is also available from the Kentucky State Data Center at
<http://cbpa.louisville.edu/ksdc/>

SEED (Social and Economic Education for Development) is a program of the Kentucky Cooperative Extension Service at the University of Kentucky. Faculty draw on the resources of the Social 'N Agricultural Resource Library (SNARL) and professional contacts at the University of Kentucky, other agencies, and community programs throughout the country. For more information contact your local Cooperative Extension office or Dr. Richard C. Maurer, SEED, 500 Garrigus Building, University of Kentucky, Lexington, KY 40546 or call (859) 257-7582.

Educational programs of the Kentucky Cooperative Extension Service serves all people regardless of race, color, age, sex, religion, disability, or national origin.

