



KENTUCKY: BY THE NUMBERS

~ Housing 2000 ~

Nelson County

Julie N. Zimmerman and Nicole Breazeale

Community and Economic Development Programs, Rural Sociology

University of Kentucky, College of Agriculture

May, 2002

Just as the population has grown, the total number of housing units has also grown since the last Census. However, while Kentucky's population has increased by 9.7 percent in ten years, the number of housing units has grown by 16.2 percent. This is in part because the average household size has decreased, but also because seasonal, recreational, and occasional-use housing has increased. This data sheet contains county level housing data from the newest 2000 Census with some comparison data from the last 1990 Census.

"Kentucky: By the Numbers" is available online at <http://www.ca.uky.edu/snarl>.

<u>Total Housing</u>	<u>County</u>	<u>State</u>
Total Number of Housing Units (2000)	14,934	1,750,927
Total Number of Housing Units (1990)	11,078	1,506,845
<i>Percent Change in Total Number of Housing Units (1990-2000)</i>	<i>34.8%</i>	<i>16.2%</i>
Number of Occupied Housing Units (Owner and Renter) (2000)	13,953	1,590,647
Number of Occupied Housing Units (Owner and Renter) (1990)	10,417	1,379,782
<i>Percent of Total Housing Units that are Occupied (2000)</i>	<i>93.4%</i>	<i>90.8%</i>
<i>Percent of Total Housing Units that are Occupied (1990)</i>	<i>94.0%</i>	<i>91.6%</i>
Number of Vacant Housing Units (2000)	981	160,280
Number of Vacant Housing Units (1990)	661	127,063
<i>Percent of Total Housing Units that are Vacant (2000)</i>	<i>6.6%</i>	<i>9.2%</i>
<i>Percent of Total Housing Units that are Vacant (1990)</i>	<i>6.0%</i>	<i>8.4%</i>
<u>Owner-Occupied Housing</u>		
Number of Owner-Occupied Housing Units (2000)	10,890	1,125,397
<i>Percent of Occupied Housing Units that are Owner-Occupied (2000)</i>	<i>78.0%</i>	<i>70.8%</i>
Number of Owner-Occupied Housing Units inhabited by Married-Couple Families	7,058	720,726
Number of Owner-Occupied Housing Units inhabited by Families with Male Householder, no Wife Present	440	36,373
Number of Owner-Occupied Housing Units inhabited by Families with Female Householder, no Husband Present	962	99,067

< Continued on back side >

< Continued from front side >

Social and Economic Education for Development



KENTUCKY: BY THE NUMBERS
~ Housing 2000 ~

Nelson County



Julie N. Zimmerman and Nicole Breazeale
Community and Economic Development Programs, Rural Sociology

University of Kentucky, College of Agriculture

May, 2002

Owner-Occupied Housing (Continued)

County

State

Number of Owner-Occupied Housing Units inhabited by
Nonfamily Households (includes those Living Alone)

2,430

269,231

Average Household Size of Owner-Occupied Housing Units (2000)

2.69

2.55

Renter-Occupied Housing

Number of Renter-Occupied Housing Units (2000)

3,063

465,250

Percent of Occupied Housing Units that are Renter-Occupied (2000)

22.0%

29.2%

Number of Renter-Occupied Housing Units inhabited by Married-
Couple Families

883

137,218

Number of Renter-Occupied Housing Units inhabited by Families
with Male Householder, no Wife Present

191

22,124

Number of Renter-Occupied Housing Units inhabited by Families
with Female Householder, no Husband Present

733

88,890

Number of Renter-Occupied Housing Units inhabited by
Nonfamily Households (includes those Living Alone)

1,256

217,018

Average Household Size of Renter-Occupied Housing Units (2000)

2.43

2.27

Vacant Housing

Number of Vacant Housing Units that are for Seasonal, Recreational, or
Occasional Use (2000)

137

30,420

***Percent of Total Vacant Housing Units that are for Seasonal,
Recreational, or Occasional Use (2000)***

14.0%

19.0%

These data are from the U.S. Census Bureau and were downloaded from their website at
<http://www.census.gov>

County level housing data is also available from the Kentucky State Data Center at
<http://cbpa.louisville.edu/ksdc/>

SEED (Social and Economic Education for Development) is a program of the Kentucky Cooperative Extension Service at the University of Kentucky. Faculty draw on the resources of the Social 'N Agricultural Resource Library (SNARL) and professional contacts at the University of Kentucky, other agencies, and community programs throughout the country. For more information contact your local Cooperative Extension office or Dr. Richard C. Maurer, SEED, 500 Garrigus Building, University of Kentucky, Lexington, KY 40546 or call (859) 257-7582.

Educational programs of the Kentucky Cooperative Extension Service serves all people regardless of race, color, age, sex, religion, disability, or national origin.



KENTUCKY: BY THE NUMBERS

~ Housing 2000 ~

Nicholas County

Julie N. Zimmerman and Nicole Breazeale

Community and Economic Development Programs, Rural Sociology

University of Kentucky, College of Agriculture

May, 2002

Just as the population has grown, the total number of housing units has also grown since the last Census. However, while Kentucky's population has increased by 9.7 percent in ten years, the number of housing units has grown by 16.2 percent. This is in part because the average household size has decreased, but also because seasonal, recreational, and occasional-use housing has increased. This data sheet contains county level housing data from the newest 2000 Census with some comparison data from the last 1990 Census.

"Kentucky: By the Numbers" is available online at <http://www.ca.uky.edu/snarl>.

<u>Total Housing</u>	<u>County</u>	<u>State</u>
Total Number of Housing Units (2000)	3,051	1,750,927
Total Number of Housing Units (1990)	2,930	1,506,845
<i>Percent Change in Total Number of Housing Units (1990-2000)</i>	<i>4.1%</i>	<i>16.2%</i>
Number of Occupied Housing Units (Owner and Renter) (2000)	2,710	1,590,647
Number of Occupied Housing Units (Owner and Renter) (1990)	2,621	1,379,782
<i>Percent of Total Housing Units that are Occupied (2000)</i>	<i>88.8%</i>	<i>90.8%</i>
<i>Percent of Total Housing Units that are Occupied (1990)</i>	<i>89.5%</i>	<i>91.6%</i>
Number of Vacant Housing Units (2000)	341	160,280
Number of Vacant Housing Units (1990)	309	127,063
<i>Percent of Total Housing Units that are Vacant (2000)</i>	<i>11.2%</i>	<i>9.2%</i>
<i>Percent of Total Housing Units that are Vacant (1990)</i>	<i>10.5%</i>	<i>8.4%</i>
<u>Owner-Occupied Housing</u>		
Number of Owner-Occupied Housing Units (2000)	2,025	1,125,397
<i>Percent of Occupied Housing Units that are Owner-Occupied (2000)</i>	<i>74.7%</i>	<i>70.8%</i>
Number of Owner-Occupied Housing Units inhabited by Married-Couple Families	1,300	720,726
Number of Owner-Occupied Housing Units inhabited by Families with Male Householder, no Wife Present	80	36,373
Number of Owner-Occupied Housing Units inhabited by Families with Female Householder, no Husband Present	156	99,067

< Continued on back side >

< Continued from front side >

Social and Economic Education for Development



KENTUCKY: BY THE NUMBERS
~ Housing 2000 ~

Nicholas County



Julie N. Zimmerman and Nicole Breazeale
Community and Economic Development Programs, Rural Sociology

University of Kentucky, College of Agriculture

May, 2002

Owner-Occupied Housing (Continued)

County **State**

Number of Owner-Occupied Housing Units inhabited by
Nonfamily Households (includes those Living Alone) 489 269,231

Average Household Size of Owner-Occupied Housing Units (2000) 2.51 2.55

Renter-Occupied Housing

Number of Renter-Occupied Housing Units (2000) 685 465,250

Percent of Occupied Housing Units that are Renter-Occupied (2000) ***25.3%*** ***29.2%***

Number of Renter-Occupied Housing Units inhabited by Married-
Couple Families 257 137,218

Number of Renter-Occupied Housing Units inhabited by Families
with Male Householder, no Wife Present 43 22,124

Number of Renter-Occupied Housing Units inhabited by Families
with Female Householder, no Husband Present 116 88,890

Number of Renter-Occupied Housing Units inhabited by
Nonfamily Households (includes those Living Alone) 269 217,018

Average Household Size of Renter-Occupied Housing Units (2000) 2.37 2.27

Vacant Housing

Number of Vacant Housing Units that are for Seasonal, Recreational, or
Occasional Use (2000) 50 30,420

***Percent of Total Vacant Housing Units that are for Seasonal,
Recreational, or Occasional Use (2000)*** ***14.7%*** ***19.0%***

These data are from the U.S. Census Bureau and were downloaded from their website at
<http://www.census.gov>

County level housing data is also available from the Kentucky State Data Center at
<http://cbpa.louisville.edu/ksdc/>

SEED (Social and Economic Education for Development) is a program of the Kentucky Cooperative Extension Service at the University of Kentucky. Faculty draw on the resources of the Social 'N Agricultural Resource Library (SNARL) and professional contacts at the University of Kentucky, other agencies, and community programs throughout the country. For more information contact your local Cooperative Extension office or Dr. Richard C. Maurer, SEED, 500 Garrigus Building, University of Kentucky, Lexington, KY 40546 or call (859) 257-7582.

Educational programs of the Kentucky Cooperative Extension Service serves all people regardless of race, color, age, sex, religion, disability, or national origin.



KENTUCKY: BY THE NUMBERS

~ Housing 2000 ~

Ohio County

Julie N. Zimmerman and Nicole Breazeale

Community and Economic Development Programs, Rural Sociology

University of Kentucky, College of Agriculture

May, 2002

Just as the population has grown, the total number of housing units has also grown since the last Census. However, while Kentucky's population has increased by 9.7 percent in ten years, the number of housing units has grown by 16.2 percent. This is in part because the average household size has decreased, but also because seasonal, recreational, and occasional-use housing has increased. This data sheet contains county level housing data from the newest 2000 Census with some comparison data from the last 1990 Census.

"Kentucky: By the Numbers" is available online at <http://www.ca.uky.edu/snarl>.

<u>Total Housing</u>	<u>County</u>	<u>State</u>
Total Number of Housing Units (2000)	9,909	1,750,927
Total Number of Housing Units (1990)	8,680	1,506,845
<i>Percent Change in Total Number of Housing Units (1990-2000)</i>	<i>14.2%</i>	<i>16.2%</i>
Number of Occupied Housing Units (Owner and Renter) (2000)	8,899	1,590,647
Number of Occupied Housing Units (Owner and Renter) (1990)	7,816	1,379,782
<i>Percent of Total Housing Units that are Occupied (2000)</i>	<i>89.8%</i>	<i>90.8%</i>
<i>Percent of Total Housing Units that are Occupied (1990)</i>	<i>90.0%</i>	<i>91.6%</i>
Number of Vacant Housing Units (2000)	1,010	160,280
Number of Vacant Housing Units (1990)	864	127,063
<i>Percent of Total Housing Units that are Vacant (2000)</i>	<i>10.2%</i>	<i>9.2%</i>
<i>Percent of Total Housing Units that are Vacant (1990)</i>	<i>10.0%</i>	<i>8.4%</i>

Owner-Occupied Housing

Number of Owner-Occupied Housing Units (2000)	7,150	1,125,397
<i>Percent of Occupied Housing Units that are Owner-Occupied (2000)</i>	<i>80.3%</i>	<i>70.8%</i>
Number of Owner-Occupied Housing Units inhabited by Married-Couple Families	4,770	720,726
Number of Owner-Occupied Housing Units inhabited by Families with Male Householder, no Wife Present	238	36,373
Number of Owner-Occupied Housing Units inhabited by Families with Female Householder, no Husband Present	514	99,067

< Continued on back side >

< Continued from front side >

Social and Economic Education for Development



KENTUCKY: BY THE NUMBERS
~ Housing 2000 ~

Ohio County



Julie N. Zimmerman and Nicole Breazeale
Community and Economic Development Programs, Rural Sociology

University of Kentucky, College of Agriculture

May, 2002

Owner-Occupied Housing (Continued)

County **State**

Number of Owner-Occupied Housing Units inhabited by
Nonfamily Households (includes those Living Alone) 1,628 269,231

Average Household Size of Owner-Occupied Housing Units (2000) 2.57 2.55

Renter-Occupied Housing

Number of Renter-Occupied Housing Units (2000) 1,749 465,250

Percent of Occupied Housing Units that are Renter-Occupied (2000) **19.7%** **29.2%**

Number of Renter-Occupied Housing Units inhabited by Married-
Couple Families 673 137,218

Number of Renter-Occupied Housing Units inhabited by Families
with Male Householder, no Wife Present 86 22,124

Number of Renter-Occupied Housing Units inhabited by Families
with Female Householder, no Husband Present 306 88,890

Number of Renter-Occupied Housing Units inhabited by
Nonfamily Households (includes those Living Alone) 684 217,018

Average Household Size of Renter-Occupied Housing Units (2000) 2.39 2.27

Vacant Housing

Number of Vacant Housing Units that are for Seasonal, Recreational, or
Occasional Use (2000) 176 30,420

*Percent of Total Vacant Housing Units that are for Seasonal,
Recreational, or Occasional Use (2000)* **17.4%** **19.0%**

These data are from the U.S. Census Bureau and were downloaded from their website at
<http://www.census.gov>

County level housing data is also available from the Kentucky State Data Center at
<http://cbpa.louisville.edu/ksdc/>


SEED (Social and Economic Education for Development) is a program of the Kentucky Cooperative Extension Service at the University of Kentucky. Faculty draw on the resources of the Social 'N Agricultural Resource Library (SNARL) and professional contacts at the University of Kentucky, other agencies, and community programs throughout the country. For more information contact your local Cooperative Extension office or Dr. Richard C. Maurer, SEED, 500 Garrigus Building, University of Kentucky, Lexington, KY 40546 or call (859) 257-7582.

Educational programs of the Kentucky Cooperative Extension Service serves all people regardless of race, color, age, sex, religion, disability, or national origin.



KENTUCKY: BY THE NUMBERS

~ Housing 2000 ~

Oldham County

Julie N. Zimmerman and Nicole Breazeale

Community and Economic Development Programs, Rural Sociology

University of Kentucky, College of Agriculture

May, 2002

Just as the population has grown, the total number of housing units has also grown since the last Census. However, while Kentucky's population has increased by 9.7 percent in ten years, the number of housing units has grown by 16.2 percent. This is in part because the average household size has decreased, but also because seasonal, recreational, and occasional-use housing has increased. This data sheet contains county level housing data from the newest 2000 Census with some comparison data from the last 1990 Census.

"Kentucky: By the Numbers" is available online at <http://www.ca.uky.edu/snarl>.

<u>Total Housing</u>	<u>County</u>	<u>State</u>
Total Number of Housing Units (2000)	15,541	1,750,927
Total Number of Housing Units (1990)	11,202	1,506,845
<i>Percent Change in Total Number of Housing Units (1990-2000)</i>	38.7%	16.2%
Number of Occupied Housing Units (Owner and Renter) (2000)	14,856	1,590,647
Number of Occupied Housing Units (Owner and Renter) (1990)	10,673	1,379,782
<i>Percent of Total Housing Units that are Occupied (2000)</i>	95.6%	90.8%
<i>Percent of Total Housing Units that are Occupied (1990)</i>	95.3%	91.6%
Number of Vacant Housing Units (2000)	685	160,280
Number of Vacant Housing Units (1990)	529	127,063
<i>Percent of Total Housing Units that are Vacant (2000)</i>	4.4%	9.2%
<i>Percent of Total Housing Units that are Vacant (1990)</i>	4.7%	8.4%
<u>Owner-Occupied Housing</u>		
Number of Owner-Occupied Housing Units (2000)	12,913	1,125,397
<i>Percent of Occupied Housing Units that are Owner-Occupied (2000)</i>	86.9%	70.8%
Number of Owner-Occupied Housing Units inhabited by Married-Couple Families	9,915	720,726
Number of Owner-Occupied Housing Units inhabited by Families with Male Householder, no Wife Present	318	36,373
Number of Owner-Occupied Housing Units inhabited by Families with Female Householder, no Husband Present	816	99,067

< Continued on back side >

< Continued from front side >

Social and Economic Education for Development



KENTUCKY: BY THE NUMBERS
~ Housing 2000 ~

Oldham County



Julie N. Zimmerman and Nicole Breazeale
Community and Economic Development Programs, Rural Sociology

University of Kentucky, College of Agriculture

May, 2002

Owner-Occupied Housing (Continued)

County **State**

Number of Owner-Occupied Housing Units inhabited by
Nonfamily Households (includes those Living Alone) 1,864 269,231

Average Household Size of Owner-Occupied Housing Units (2000) 2.92 2.55

Renter-Occupied Housing

Number of Renter-Occupied Housing Units (2000) 1,943 465,250

Percent of Occupied Housing Units that are Renter-Occupied (2000) ***13.1%*** ***29.2%***

Number of Renter-Occupied Housing Units inhabited by Married-
Couple Families 703 137,218

Number of Renter-Occupied Housing Units inhabited by Families
with Male Householder, no Wife Present 104 22,124

Number of Renter-Occupied Housing Units inhabited by Families
with Female Householder, no Husband Present 343 88,890

Number of Renter-Occupied Housing Units inhabited by
Nonfamily Households (includes those Living Alone) 793 217,018

Average Household Size of Renter-Occupied Housing Units (2000) 2.39 2.27

Vacant Housing

Number of Vacant Housing Units that are for Seasonal, Recreational, or
Occasional Use (2000) 177 30,420

***Percent of Total Vacant Housing Units that are for Seasonal,
Recreational, or Occasional Use (2000)*** ***25.8%*** ***19.0%***

These data are from the U.S. Census Bureau and were downloaded from their website at
<http://www.census.gov>

County level housing data is also available from the Kentucky State Data Center at
<http://cbpa.louisville.edu/ksdc/>

SEED (Social and Economic Education for Development) is a program of the Kentucky Cooperative Extension Service at the University of Kentucky. Faculty draw on the resources of the Social 'N Agricultural Resource Library (SNARL) and professional contacts at the University of Kentucky, other agencies, and community programs throughout the country. For more information contact your local Cooperative Extension office or Dr. Richard C. Maurer, SEED, 500 Garrigus Building, University of Kentucky, Lexington, KY 40546 or call (859) 257-7582.

Educational programs of the Kentucky Cooperative Extension Service serves all people regardless of race, color, age, sex, religion, disability, or national origin.



KENTUCKY: BY THE NUMBERS

~ Housing 2000 ~

Owen County

Julie N. Zimmerman and Nicole Breazeale
Community and Economic Development Programs, Rural Sociology

University of Kentucky, College of Agriculture

May, 2002

Just as the population has grown, the total number of housing units has also grown since the last Census. However, while Kentucky's population has increased by 9.7 percent in ten years, the number of housing units has grown by 16.2 percent. This is in part because the average household size has decreased, but also because seasonal, recreational, and occasional-use housing has increased. This data sheet contains county level housing data from the newest 2000 Census with some comparison data from the last 1990 Census.

"Kentucky: By the Numbers" is available online at <http://www.ca.uky.edu/snarl>.

<u>Total Housing</u>	<u>County</u>	<u>State</u>
Total Number of Housing Units (2000)	5,345	1,750,927
Total Number of Housing Units (1990)	4,723	1,506,845
<i>Percent Change in Total Number of Housing Units (1990-2000)</i>	<i>13.2%</i>	<i>16.2%</i>
Number of Occupied Housing Units (Owner and Renter) (2000)	4,086	1,590,647
Number of Occupied Housing Units (Owner and Renter) (1990)	3,412	1,379,782
<i>Percent of Total Housing Units that are Occupied (2000)</i>	<i>76.4%</i>	<i>90.8%</i>
<i>Percent of Total Housing Units that are Occupied (1990)</i>	<i>72.2%</i>	<i>91.6%</i>
Number of Vacant Housing Units (2000)	1,259	160,280
Number of Vacant Housing Units (1990)	1,311	127,063
<i>Percent of Total Housing Units that are Vacant (2000)</i>	<i>23.6%</i>	<i>9.2%</i>
<i>Percent of Total Housing Units that are Vacant (1990)</i>	<i>27.8%</i>	<i>8.4%</i>

Owner-Occupied Housing

Number of Owner-Occupied Housing Units (2000)	3,200	1,125,397
<i>Percent of Occupied Housing Units that are Owner-Occupied (2000)</i>	<i>78.3%</i>	<i>70.8%</i>
Number of Owner-Occupied Housing Units inhabited by Married-Couple Families	2,130	720,726
Number of Owner-Occupied Housing Units inhabited by Families with Male Householder, no Wife Present	133	36,373
Number of Owner-Occupied Housing Units inhabited by Families with Female Householder, no Husband Present	213	99,067

< Continued on back side >

< Continued from front side >

Social and Economic Education for Development



KENTUCKY: BY THE NUMBERS
~ Housing 2000 ~

Owen County



Julie N. Zimmerman and Nicole Breazeale
Community and Economic Development Programs, Rural Sociology

University of Kentucky, College of Agriculture

May, 2002

Owner-Occupied Housing (Continued)

County **State**

Number of Owner-Occupied Housing Units inhabited by Nonfamily Households (includes those Living Alone)	724	269,231
--	-----	---------

Average Household Size of Owner-Occupied Housing Units (2000)	2.58	2.55
---	------	------

Renter-Occupied Housing

Number of Renter-Occupied Housing Units (2000)	886	465,250
--	-----	---------

<i>Percent of Occupied Housing Units that are Renter-Occupied (2000)</i>	<i>21.7%</i>	<i>29.2%</i>
--	--------------	--------------

Number of Renter-Occupied Housing Units inhabited by Married-Couple Families	349	137,218
--	-----	---------

Number of Renter-Occupied Housing Units inhabited by Families with Male Householder, no Wife Present	57	22,124
--	----	--------

Number of Renter-Occupied Housing Units inhabited by Families with Female Householder, no Husband Present	114	88,890
---	-----	--------

Number of Renter-Occupied Housing Units inhabited by Nonfamily Households (includes those Living Alone)	366	217,018
---	-----	---------

Average Household Size of Renter-Occupied Housing Units (2000)	2.47	2.27
--	------	------

Vacant Housing

Number of Vacant Housing Units that are for Seasonal, Recreational, or Occasional Use (2000)	707	30,420
--	-----	--------

<i>Percent of Total Vacant Housing Units that are for Seasonal, Recreational, or Occasional Use (2000)</i>	<i>56.2%</i>	<i>19.0%</i>
--	--------------	--------------

These data are from the U.S. Census Bureau and were downloaded from their website at
<http://www.census.gov>

County level housing data is also available from the Kentucky State Data Center at
<http://cbpa.louisville.edu/ksdc/>

SEED (Social and Economic Education for Development) is a program of the Kentucky Cooperative Extension Service at the University of Kentucky. Faculty draw on the resources of the Social 'N Agricultural Resource Library (SNARL) and professional contacts at the University of Kentucky, other agencies, and community programs throughout the country. For more information contact your local Cooperative Extension office or Dr. Richard C. Maurer, SEED, 500 Garrigus Building, University of Kentucky, Lexington, KY 40546 or call (859) 257-7582.

Educational programs of the Kentucky Cooperative Extension Service serves all people regardless of race, color, age, sex, religion, disability, or national origin.



KENTUCKY: BY THE NUMBERS

~ Housing 2000 ~

Owsley County

Julie N. Zimmerman and Nicole Breazeale
Community and Economic Development Programs, Rural Sociology

University of Kentucky, College of Agriculture

May, 2002

Just as the population has grown, the total number of housing units has also grown since the last Census. However, while Kentucky's population has increased by 9.7 percent in ten years, the number of housing units has grown by 16.2 percent. This is in part because the average household size has decreased, but also because seasonal, recreational, and occasional-use housing has increased. This data sheet contains county level housing data from the newest 2000 Census with some comparison data from the last 1990 Census.

"Kentucky: By the Numbers" is available online at <http://www.ca.uky.edu/snarl>.

<u>Total Housing</u>	<u>County</u>	<u>State</u>
Total Number of Housing Units (2000)	2,247	1,750,927
Total Number of Housing Units (1990)	2,137	1,506,845
<i>Percent Change in Total Number of Housing Units (1990-2000)</i>	<i>5.1%</i>	<i>16.2%</i>
Number of Occupied Housing Units (Owner and Renter) (2000)	1,894	1,590,647
Number of Occupied Housing Units (Owner and Renter) (1990)	1,848	1,379,782
<i>Percent of Total Housing Units that are Occupied (2000)</i>	<i>84.3%</i>	<i>90.8%</i>
<i>Percent of Total Housing Units that are Occupied (1990)</i>	<i>86.5%</i>	<i>91.6%</i>
Number of Vacant Housing Units (2000)	353	160,280
Number of Vacant Housing Units (1990)	289	127,063
<i>Percent of Total Housing Units that are Vacant (2000)</i>	<i>15.7%</i>	<i>9.2%</i>
<i>Percent of Total Housing Units that are Vacant (1990)</i>	<i>13.5%</i>	<i>8.4%</i>

Owner-Occupied Housing

Number of Owner-Occupied Housing Units (2000)	1,486	1,125,397
<i>Percent of Occupied Housing Units that are Owner-Occupied (2000)</i>	<i>78.5%</i>	<i>70.8%</i>
Number of Owner-Occupied Housing Units inhabited by Married-Couple Families	900	720,726
Number of Owner-Occupied Housing Units inhabited by Families with Male Householder, no Wife Present	88	36,373
Number of Owner-Occupied Housing Units inhabited by Families with Female Householder, no Husband Present	147	99,067

< Continued on back side >

< Continued from front side >

Social and Economic Education for Development



KENTUCKY: BY THE NUMBERS
~ Housing 2000 ~

Owsley County



Julie N. Zimmerman and Nicole Breazeale
Community and Economic Development Programs, Rural Sociology

University of Kentucky, College of Agriculture

May, 2002

Owner-Occupied Housing (Continued)

County

State

Number of Owner-Occupied Housing Units inhabited by
Nonfamily Households (includes those Living Alone)

351

269,231

Average Household Size of Owner-Occupied Housing Units (2000)

2.57

2.55

Renter-Occupied Housing

Number of Renter-Occupied Housing Units (2000)

408

465,250

Percent of Occupied Housing Units that are Renter-Occupied (2000)

21.5%

29.2%

Number of Renter-Occupied Housing Units inhabited by Married-
Couple Families

137

137,218

Number of Renter-Occupied Housing Units inhabited by Families
with Male Householder, no Wife Present

23

22,124

Number of Renter-Occupied Housing Units inhabited by Families
with Female Householder, no Husband Present

93

88,890

Number of Renter-Occupied Housing Units inhabited by
Nonfamily Households (includes those Living Alone)

155

217,018

Average Household Size of Renter-Occupied Housing Units (2000)

2.31

2.27

Vacant Housing

Number of Vacant Housing Units that are for Seasonal, Recreational, or
Occasional Use (2000)

42

30,420

***Percent of Total Vacant Housing Units that are for Seasonal,
Recreational, or Occasional Use (2000)***

11.9%

19.0%

These data are from the U.S. Census Bureau and were downloaded from their website at
<http://www.census.gov>

County level housing data is also available from the Kentucky State Data Center at
<http://cbpa.louisville.edu/ksdc/>

SEED (Social and Economic Education for Development) is a program of the Kentucky Cooperative Extension Service at the University of Kentucky. Faculty draw on the resources of the Social 'N Agricultural Resource Library (SNARL) and professional contacts at the University of Kentucky, other agencies, and community programs throughout the country. For more information contact your local Cooperative Extension office or Dr. Richard C. Maurer, SEED, 500 Garrigus Building, University of Kentucky, Lexington, KY 40546 or call (859) 257-7582.

Educational programs of the Kentucky Cooperative Extension Service serves all people regardless of race, color, age, sex, religion, disability, or national origin.



KENTUCKY: BY THE NUMBERS

~ Housing 2000 ~

Pendleton County

Julie N. Zimmerman and Nicole Breazeale

Community and Economic Development Programs, Rural Sociology

University of Kentucky, College of Agriculture

May, 2002

Just as the population has grown, the total number of housing units has also grown since the last Census. However, while Kentucky's population has increased by 9.7 percent in ten years, the number of housing units has grown by 16.2 percent. This is in part because the average household size has decreased, but also because seasonal, recreational, and occasional-use housing has increased. This data sheet contains county level housing data from the newest 2000 Census with some comparison data from the last 1990 Census.

"Kentucky: By the Numbers" is available online at <http://www.ca.uky.edu/snarl>.

<u>Total Housing</u>	<u>County</u>	<u>State</u>
Total Number of Housing Units (2000)	5,756	1,750,927
Total Number of Housing Units (1990)	4,782	1,506,845
<i>Percent Change in Total Number of Housing Units (1990-2000)</i>	20.4%	16.2%
Number of Occupied Housing Units (Owner and Renter) (2000)	5,170	1,590,647
Number of Occupied Housing Units (Owner and Renter) (1990)	4,332	1,379,782
<i>Percent of Total Housing Units that are Occupied (2000)</i>	89.8%	90.8%
<i>Percent of Total Housing Units that are Occupied (1990)</i>	90.6%	91.6%
Number of Vacant Housing Units (2000)	586	160,280
Number of Vacant Housing Units (1990)	450	127,063
<i>Percent of Total Housing Units that are Vacant (2000)</i>	10.2%	9.2%
<i>Percent of Total Housing Units that are Vacant (1990)</i>	9.4%	8.4%

Owner-Occupied Housing

Number of Owner-Occupied Housing Units (2000)	4,029	1,125,397
<i>Percent of Occupied Housing Units that are Owner-Occupied (2000)</i>	77.9%	70.8%
Number of Owner-Occupied Housing Units inhabited by Married-Couple Families	2,792	720,726
Number of Owner-Occupied Housing Units inhabited by Families with Male Householder, no Wife Present	150	36,373
Number of Owner-Occupied Housing Units inhabited by Families with Female Householder, no Husband Present	315	99,067

< Continued on back side >

< Continued from front side >

Social and Economic Education for Development



KENTUCKY: BY THE NUMBERS
~ Housing 2000 ~

Pendleton County

Julie N. Zimmerman and Nicole Breazeale
Community and Economic Development Programs, Rural Sociology



University of Kentucky, College of Agriculture

May, 2002

Owner-Occupied Housing (Continued)

County **State**

Number of Owner-Occupied Housing Units inhabited by
Nonfamily Households (includes those Living Alone) 772 269,231

Average Household Size of Owner-Occupied Housing Units (2000) 2.79 2.55

Renter-Occupied Housing

Number of Renter-Occupied Housing Units (2000) 1,141 465,250

Percent of Occupied Housing Units that are Renter-Occupied (2000) ***22.1%*** ***29.2%***

Number of Renter-Occupied Housing Units inhabited by Married-
Couple Families 455 137,218

Number of Renter-Occupied Housing Units inhabited by Families
with Male Householder, no Wife Present 78 22,124

Number of Renter-Occupied Housing Units inhabited by Families
with Female Householder, no Husband Present 181 88,890

Number of Renter-Occupied Housing Units inhabited by
Nonfamily Households (includes those Living Alone) 427 217,018

Average Household Size of Renter-Occupied Housing Units (2000) 2.61 2.27

Vacant Housing

Number of Vacant Housing Units that are for Seasonal, Recreational, or
Occasional Use (2000) 144 30,420

***Percent of Total Vacant Housing Units that are for Seasonal,
Recreational, or Occasional Use (2000)*** ***24.6%*** ***19.0%***

These data are from the U.S. Census Bureau and were downloaded from their website at
<http://www.census.gov>

County level housing data is also available from the Kentucky State Data Center at
<http://cbpa.louisville.edu/ksdc/>

SEED (Social and Economic Education for Development) is a program of the Kentucky Cooperative Extension Service at the University of Kentucky. Faculty draw on the resources of the Social 'N Agricultural Resource Library (SNARL) and professional contacts at the University of Kentucky, other agencies, and community programs throughout the country. For more information contact your local Cooperative Extension office or Dr. Richard C. Maurer, SEED, 500 Garrigus Building, University of Kentucky, Lexington, KY 40546 or call (859) 257-7582.

Educational programs of the Kentucky Cooperative Extension Service serves all people regardless of race, color, age, sex, religion, disability, or national origin.



KENTUCKY: BY THE NUMBERS

~ Housing 2000 ~

Perry County

Julie N. Zimmerman and Nicole Breazeale
Community and Economic Development Programs, Rural Sociology

University of Kentucky, College of Agriculture

May, 2002

Just as the population has grown, the total number of housing units has also grown since the last Census. However, while Kentucky's population has increased by 9.7 percent in ten years, the number of housing units has grown by 16.2 percent. This is in part because the average household size has decreased, but also because seasonal, recreational, and occasional-use housing has increased. This data sheet contains county level housing data from the newest 2000 Census with some comparison data from the last 1990 Census.

"Kentucky: By the Numbers" is available online at <http://www.ca.uky.edu/snarl>.

<u>Total Housing</u>	<u>County</u>	<u>State</u>
Total Number of Housing Units (2000)	12,741	1,750,927
Total Number of Housing Units (1990)	11,565	1,506,845
<i>Percent Change in Total Number of Housing Units (1990-2000)</i>	<i>10.2%</i>	<i>16.2%</i>
Number of Occupied Housing Units (Owner and Renter) (2000)	11,460	1,590,647
Number of Occupied Housing Units (Owner and Renter) (1990)	10,598	1,379,782
<i>Percent of Total Housing Units that are Occupied (2000)</i>	<i>89.9%</i>	<i>90.8%</i>
<i>Percent of Total Housing Units that are Occupied (1990)</i>	<i>91.6%</i>	<i>91.6%</i>
Number of Vacant Housing Units (2000)	1,281	160,280
Number of Vacant Housing Units (1990)	967	127,063
<i>Percent of Total Housing Units that are Vacant (2000)</i>	<i>10.1%</i>	<i>9.2%</i>
<i>Percent of Total Housing Units that are Vacant (1990)</i>	<i>8.4%</i>	<i>8.4%</i>
<u>Owner-Occupied Housing</u>		
Number of Owner-Occupied Housing Units (2000)	8,872	1,125,397
<i>Percent of Occupied Housing Units that are Owner-Occupied (2000)</i>	<i>77.4%</i>	<i>70.8%</i>
Number of Owner-Occupied Housing Units inhabited by Married-Couple Families	5,523	720,726
Number of Owner-Occupied Housing Units inhabited by Families with Male Householder, no Wife Present	347	36,373
Number of Owner-Occupied Housing Units inhabited by Families with Female Householder, no Husband Present	969	99,067

< Continued on back side >

< Continued from front side >

Social and Economic Education for Development



KENTUCKY: BY THE NUMBERS
~ Housing 2000 ~

Perry County



Julie N. Zimmerman and Nicole Breazeale
Community and Economic Development Programs, Rural Sociology

University of Kentucky, College of Agriculture

May, 2002

Owner-Occupied Housing (Continued)

County

State

Number of Owner-Occupied Housing Units inhabited by
Nonfamily Households (includes those Living Alone)

2,033

269,231

Average Household Size of Owner-Occupied Housing Units (2000)

2.57

2.55

Renter-Occupied Housing

Number of Renter-Occupied Housing Units (2000)

2,588

465,250

Percent of Occupied Housing Units that are Renter-Occupied (2000)

22.6%

29.2%

Number of Renter-Occupied Housing Units inhabited by Married-
Couple Families

977

137,218

Number of Renter-Occupied Housing Units inhabited by Families
with Male Householder, no Wife Present

128

22,124

Number of Renter-Occupied Housing Units inhabited by Families
with Female Householder, no Husband Present

549

88,890

Number of Renter-Occupied Housing Units inhabited by
Nonfamily Households (includes those Living Alone)

934

217,018

Average Household Size of Renter-Occupied Housing Units (2000)

2.39

2.27

Vacant Housing

Number of Vacant Housing Units that are for Seasonal, Recreational, or
Occasional Use (2000)

160

30,420

***Percent of Total Vacant Housing Units that are for Seasonal,
Recreational, or Occasional Use (2000)***

12.5%

19.0%

These data are from the U.S. Census Bureau and were downloaded from their website at
<http://www.census.gov>

County level housing data is also available from the Kentucky State Data Center at
<http://cbpa.louisville.edu/ksdc/>

SEED (Social and Economic Education for Development) is a program of the Kentucky Cooperative Extension Service at the University of Kentucky. Faculty draw on the resources of the Social 'N Agricultural Resource Library (SNARL) and professional contacts at the University of Kentucky, other agencies, and community programs throughout the country. For more information contact your local Cooperative Extension office or Dr. Richard C. Maurer, SEED, 500 Garrigus Building, University of Kentucky, Lexington, KY 40546 or call (859) 257-7582.

Educational programs of the Kentucky Cooperative Extension Service serves all people regardless of race, color, age, sex, religion, disability, or national origin.



KENTUCKY: BY THE NUMBERS

~ Housing 2000 ~

Pike County

Julie N. Zimmerman and Nicole Breazeale
Community and Economic Development Programs, Rural Sociology

University of Kentucky, College of Agriculture

May, 2002

Just as the population has grown, the total number of housing units has also grown since the last Census. However, while Kentucky's population has increased by 9.7 percent in ten years, the number of housing units has grown by 16.2 percent. This is in part because the average household size has decreased, but also because seasonal, recreational, and occasional-use housing has increased. This data sheet contains county level housing data from the newest 2000 Census with some comparison data from the last 1990 Census.

"Kentucky: By the Numbers" is available online at <http://www.ca.uky.edu/snarl>.

<u>Total Housing</u>	<u>County</u>	<u>State</u>
Total Number of Housing Units (2000)	30,923	1,750,927
Total Number of Housing Units (1990)	28,760	1,506,845
<i>Percent Change in Total Number of Housing Units (1990-2000)</i>	<i>7.5%</i>	<i>16.2%</i>
Number of Occupied Housing Units (Owner and Renter) (2000)	27,612	1,590,647
Number of Occupied Housing Units (Owner and Renter) (1990)	26,148	1,379,782
<i>Percent of Total Housing Units that are Occupied (2000)</i>	<i>89.3%</i>	<i>90.8%</i>
<i>Percent of Total Housing Units that are Occupied (1990)</i>	<i>90.9%</i>	<i>91.6%</i>
Number of Vacant Housing Units (2000)	3,311	160,280
Number of Vacant Housing Units (1990)	2,612	127,063
<i>Percent of Total Housing Units that are Vacant (2000)</i>	<i>10.7%</i>	<i>9.2%</i>
<i>Percent of Total Housing Units that are Vacant (1990)</i>	<i>9.1%</i>	<i>8.4%</i>
<u>Owner-Occupied Housing</u>		
Number of Owner-Occupied Housing Units (2000)	21,729	1,125,397
<i>Percent of Occupied Housing Units that are Owner-Occupied (2000)</i>	<i>78.7%</i>	<i>70.8%</i>
Number of Owner-Occupied Housing Units inhabited by Married-Couple Families	14,022	720,726
Number of Owner-Occupied Housing Units inhabited by Families with Male Householder, no Wife Present	750	36,373
Number of Owner-Occupied Housing Units inhabited by Families with Female Householder, no Husband Present	2,018	99,067

< Continued on back side >

< Continued from front side >

Social and Economic Education for Development



KENTUCKY: BY THE NUMBERS
~ Housing 2000 ~

Pike County



Julie N. Zimmerman and Nicole Breazeale
Community and Economic Development Programs, Rural Sociology

University of Kentucky, College of Agriculture

May, 2002

Owner-Occupied Housing (Continued)

County **State**

Number of Owner-Occupied Housing Units inhabited by
Nonfamily Households (includes those Living Alone) 4,939 269,231

Average Household Size of Owner-Occupied Housing Units (2000) 2.51 2.55

Renter-Occupied Housing

Number of Renter-Occupied Housing Units (2000) 5,883 465,250

Percent of Occupied Housing Units that are Renter-Occupied (2000) ***21.3%*** ***29.2%***

Number of Renter-Occupied Housing Units inhabited by Married-
Couple Families 2,202 137,218

Number of Renter-Occupied Housing Units inhabited by Families
with Male Householder, no Wife Present 231 22,124

Number of Renter-Occupied Housing Units inhabited by Families
with Female Householder, no Husband Present 1,141 88,890

Number of Renter-Occupied Housing Units inhabited by
Nonfamily Households (includes those Living Alone) 2,309 217,018

Average Household Size of Renter-Occupied Housing Units (2000) 2.26 2.27

Vacant Housing

Number of Vacant Housing Units that are for Seasonal, Recreational, or
Occasional Use (2000) 162 30,420

***Percent of Total Vacant Housing Units that are for Seasonal,
Recreational, or Occasional Use (2000)*** ***4.9%*** ***19.0%***

These data are from the U.S. Census Bureau and were downloaded from their website at
<http://www.census.gov>

County level housing data is also available from the Kentucky State Data Center at
<http://cbpa.louisville.edu/ksdc/>


SEED (Social and Economic Education for Development) is a program of the Kentucky Cooperative Extension Service at the University of Kentucky. Faculty draw on the resources of the Social 'N Agricultural Resource Library (SNARL) and professional contacts at the University of Kentucky, other agencies, and community programs throughout the country. For more information contact your local Cooperative Extension office or Dr. Richard C. Maurer, SEED, 500 Garrigus Building, University of Kentucky, Lexington, KY 40546 or call (859) 257-7582.

Educational programs of the Kentucky Cooperative Extension Service serves all people regardless of race, color, age, sex, religion, disability, or national origin.



KENTUCKY: BY THE NUMBERS

~ Housing 2000 ~

Powell County

Julie N. Zimmerman and Nicole Breazeale
Community and Economic Development Programs, Rural Sociology

University of Kentucky, College of Agriculture

May, 2002

Just as the population has grown, the total number of housing units has also grown since the last Census. However, while Kentucky's population has increased by 9.7 percent in ten years, the number of housing units has grown by 16.2 percent. This is in part because the average household size has decreased, but also because seasonal, recreational, and occasional-use housing has increased. This data sheet contains county level housing data from the newest 2000 Census with some comparison data from the last 1990 Census.

"Kentucky: By the Numbers" is available online at <http://www.ca.uky.edu/snarl>.

<u>Total Housing</u>	<u>County</u>	<u>State</u>
Total Number of Housing Units (2000)	5,526	1,750,927
Total Number of Housing Units (1990)	4,458	1,506,845
<i>Percent Change in Total Number of Housing Units (1990-2000)</i>	<i>24.0%</i>	<i>16.2%</i>
Number of Occupied Housing Units (Owner and Renter) (2000)	5,044	1,590,647
Number of Occupied Housing Units (Owner and Renter) (1990)	4,057	1,379,782
<i>Percent of Total Housing Units that are Occupied (2000)</i>	<i>91.3%</i>	<i>90.8%</i>
<i>Percent of Total Housing Units that are Occupied (1990)</i>	<i>91.0%</i>	<i>91.6%</i>
Number of Vacant Housing Units (2000)	482	160,280
Number of Vacant Housing Units (1990)	401	127,063
<i>Percent of Total Housing Units that are Vacant (2000)</i>	<i>8.7%</i>	<i>9.2%</i>
<i>Percent of Total Housing Units that are Vacant (1990)</i>	<i>9.0%</i>	<i>8.4%</i>
<u>Owner-Occupied Housing</u>		
Number of Owner-Occupied Housing Units (2000)	3,732	1,125,397
<i>Percent of Occupied Housing Units that are Owner-Occupied (2000)</i>	<i>74.0%</i>	<i>70.8%</i>
Number of Owner-Occupied Housing Units inhabited by Married-Couple Families	2,415	720,726
Number of Owner-Occupied Housing Units inhabited by Families with Male Householder, no Wife Present	158	36,373
Number of Owner-Occupied Housing Units inhabited by Families with Female Householder, no Husband Present	349	99,067

< Continued on back side >

< Continued from front side >

Social and Economic Education for Development



KENTUCKY: BY THE NUMBERS
~ Housing 2000 ~

Powell County



Julie N. Zimmerman and Nicole Breazeale
Community and Economic Development Programs, Rural Sociology

University of Kentucky, College of Agriculture

May, 2002

Owner-Occupied Housing (Continued)

County

State

Number of Owner-Occupied Housing Units inhabited by
Nonfamily Households (includes those Living Alone)

810

269,231

Average Household Size of Owner-Occupied Housing Units (2000)

2.64

2.55

Renter-Occupied Housing

Number of Renter-Occupied Housing Units (2000)

1,312

465,250

Percent of Occupied Housing Units that are Renter-Occupied (2000)

26.0%

29.2%

Number of Renter-Occupied Housing Units inhabited by Married-
Couple Families

519

137,218

Number of Renter-Occupied Housing Units inhabited by Families
with Male Householder, no Wife Present

67

22,124

Number of Renter-Occupied Housing Units inhabited by Families
with Female Householder, no Husband Present

276

88,890

Number of Renter-Occupied Housing Units inhabited by
Nonfamily Households (includes those Living Alone)

450

217,018

Average Household Size of Renter-Occupied Housing Units (2000)

2.49

2.27

Vacant Housing

Number of Vacant Housing Units that are for Seasonal, Recreational, or
Occasional Use (2000)

55

30,420

***Percent of Total Vacant Housing Units that are for Seasonal,
Recreational, or Occasional Use (2000)***

11.4%

19.0%

These data are from the U.S. Census Bureau and were downloaded from their website at
<http://www.census.gov>

County level housing data is also available from the Kentucky State Data Center at
<http://cbpa.louisville.edu/ksdc/>

SEED (Social and Economic Education for Development) is a program of the Kentucky Cooperative Extension Service at the University of Kentucky. Faculty draw on the resources of the Social 'N Agricultural Resource Library (SNARL) and professional contacts at the University of Kentucky, other agencies, and community programs throughout the country. For more information contact your local Cooperative Extension office or Dr. Richard C. Maurer, SEED, 500 Garrigus Building, University of Kentucky, Lexington, KY 40546 or call (859) 257-7582.

Educational programs of the Kentucky Cooperative Extension Service serves all people regardless of race, color, age, sex, religion, disability, or national origin.



KENTUCKY: BY THE NUMBERS

~ Housing 2000 ~

Pulaski County

Julie N. Zimmerman and Nicole Breazeale

Community and Economic Development Programs, Rural Sociology

University of Kentucky, College of Agriculture

May, 2002

Just as the population has grown, the total number of housing units has also grown since the last Census. However, while Kentucky's population has increased by 9.7 percent in ten years, the number of housing units has grown by 16.2 percent. This is in part because the average household size has decreased, but also because seasonal, recreational, and occasional-use housing has increased. This data sheet contains county level housing data from the newest 2000 Census with some comparison data from the last 1990 Census.

"Kentucky: By the Numbers" is available online at <http://www.ca.uky.edu/snarl>.

<u>Total Housing</u>	<u>County</u>	<u>State</u>
Total Number of Housing Units (2000)	27,181	1,750,927
Total Number of Housing Units (1990)	22,328	1,506,845
<i>Percent Change in Total Number of Housing Units (1990-2000)</i>	<i>21.7%</i>	<i>16.2%</i>
Number of Occupied Housing Units (Owner and Renter) (2000)	22,719	1,590,647
Number of Occupied Housing Units (Owner and Renter) (1990)	18,866	1,379,782
<i>Percent of Total Housing Units that are Occupied (2000)</i>	<i>83.6%</i>	<i>90.8%</i>
<i>Percent of Total Housing Units that are Occupied (1990)</i>	<i>84.5%</i>	<i>91.6%</i>
Number of Vacant Housing Units (2000)	4,462	160,280
Number of Vacant Housing Units (1990)	3,462	127,063
<i>Percent of Total Housing Units that are Vacant (2000)</i>	<i>16.4%</i>	<i>9.2%</i>
<i>Percent of Total Housing Units that are Vacant (1990)</i>	<i>15.5%</i>	<i>8.4%</i>
<u>Owner-Occupied Housing</u>		
Number of Owner-Occupied Housing Units (2000)	17,264	1,125,397
<i>Percent of Occupied Housing Units that are Owner-Occupied (2000)</i>	<i>76.0%</i>	<i>70.8%</i>
Number of Owner-Occupied Housing Units inhabited by Married-Couple Families	11,372	720,726
Number of Owner-Occupied Housing Units inhabited by Families with Male Householder, no Wife Present	501	36,373
Number of Owner-Occupied Housing Units inhabited by Families with Female Householder, no Husband Present	1,342	99,067

< Continued on back side >

< Continued from front side >

Social and Economic Education for Development



KENTUCKY: BY THE NUMBERS
~ Housing 2000 ~

Pulaski County



Julie N. Zimmerman and Nicole Breazeale
Community and Economic Development Programs, Rural Sociology

University of Kentucky, College of Agriculture

May, 2002

Owner-Occupied Housing (Continued)

County **State**

Number of Owner-Occupied Housing Units inhabited by
Nonfamily Households (includes those Living Alone) 4,049 269,231

Average Household Size of Owner-Occupied Housing Units (2000) 2.46 2.55

Renter-Occupied Housing

Number of Renter-Occupied Housing Units (2000) 5,455 465,250

Percent of Occupied Housing Units that are Renter-Occupied (2000) ***24.0%*** ***29.2%***

Number of Renter-Occupied Housing Units inhabited by Married-
Couple Families 1,927 137,218

Number of Renter-Occupied Housing Units inhabited by Families
with Male Householder, no Wife Present 239 22,124

Number of Renter-Occupied Housing Units inhabited by Families
with Female Householder, no Husband Present 958 88,890

Number of Renter-Occupied Housing Units inhabited by
Nonfamily Households (includes those Living Alone) 2,331 217,018

Average Household Size of Renter-Occupied Housing Units (2000) 2.28 2.27

Vacant Housing

Number of Vacant Housing Units that are for Seasonal, Recreational, or
Occasional Use (2000) 2,092 30,420

***Percent of Total Vacant Housing Units that are for Seasonal,
Recreational, or Occasional Use (2000)*** ***46.9%*** ***19.0%***

These data are from the U.S. Census Bureau and were downloaded from their website at
<http://www.census.gov>

County level housing data is also available from the Kentucky State Data Center at
<http://cbpa.louisville.edu/ksdc/>


SEED (Social and Economic Education for Development) is a program of the Kentucky Cooperative Extension Service at the University of Kentucky. Faculty draw on the resources of the Social 'N Agricultural Resource Library (SNARL) and professional contacts at the University of Kentucky, other agencies, and community programs throughout the country. For more information contact your local Cooperative Extension office or Dr. Richard C. Maurer, SEED, 500 Garrigus Building, University of Kentucky, Lexington, KY 40546 or call (859) 257-7582.

Educational programs of the Kentucky Cooperative Extension Service serves all people regardless of race, color, age, sex, religion, disability, or national origin.



KENTUCKY: BY THE NUMBERS

~ Housing 2000 ~

Robertson County

Julie N. Zimmerman and Nicole Breazeale
Community and Economic Development Programs, Rural Sociology

University of Kentucky, College of Agriculture

May, 2002

Just as the population has grown, the total number of housing units has also grown since the last Census. However, while Kentucky's population has increased by 9.7 percent in ten years, the number of housing units has grown by 16.2 percent. This is in part because the average household size has decreased, but also because seasonal, recreational, and occasional-use housing has increased. This data sheet contains county level housing data from the newest 2000 Census with some comparison data from the last 1990 Census.

"Kentucky: By the Numbers" is available online at <http://www.ca.uky.edu/snarl>.

<u>Total Housing</u>	<u>County</u>	<u>State</u>
Total Number of Housing Units (2000)	1,034	1,750,927
Total Number of Housing Units (1990)	955	1,506,845
<i>Percent Change in Total Number of Housing Units (1990-2000)</i>	8.3%	16.2%
Number of Occupied Housing Units (Owner and Renter) (2000)	866	1,590,647
Number of Occupied Housing Units (Owner and Renter) (1990)	820	1,379,782
<i>Percent of Total Housing Units that are Occupied (2000)</i>	83.8%	90.8%
<i>Percent of Total Housing Units that are Occupied (1990)</i>	85.9%	91.6%
Number of Vacant Housing Units (2000)	168	160,280
Number of Vacant Housing Units (1990)	135	127,063
<i>Percent of Total Housing Units that are Vacant (2000)</i>	16.2%	9.2%
<i>Percent of Total Housing Units that are Vacant (1990)</i>	14.1%	8.4%

Owner-Occupied Housing

Number of Owner-Occupied Housing Units (2000)	676	1,125,397
<i>Percent of Occupied Housing Units that are Owner-Occupied (2000)</i>	78.1%	70.8%
Number of Owner-Occupied Housing Units inhabited by Married-Couple Families	435	720,726
Number of Owner-Occupied Housing Units inhabited by Families with Male Householder, no Wife Present	21	36,373
Number of Owner-Occupied Housing Units inhabited by Families with Female Householder, no Husband Present	52	99,067

< Continued on back side >

< Continued from front side >

Social and Economic Education for Development



KENTUCKY: BY THE NUMBERS
~ Housing 2000 ~

Robertson County

Julie N. Zimmerman and Nicole Breazeale
Community and Economic Development Programs, Rural Sociology



University of Kentucky, College of Agriculture

May, 2002

Owner-Occupied Housing (Continued)

County **State**

Number of Owner-Occupied Housing Units inhabited by
Nonfamily Households (includes those Living Alone) 168 269,231

Average Household Size of Owner-Occupied Housing Units (2000) 2.51 2.55

Renter-Occupied Housing

Number of Renter-Occupied Housing Units (2000) 190 465,250

Percent of Occupied Housing Units that are Renter-Occupied (2000) ***21.9%*** ***29.2%***

Number of Renter-Occupied Housing Units inhabited by Married-
Couple Families 64 137,218

Number of Renter-Occupied Housing Units inhabited by Families
with Male Householder, no Wife Present 23 22,124

Number of Renter-Occupied Housing Units inhabited by Families
with Female Householder, no Husband Present 27 88,890

Number of Renter-Occupied Housing Units inhabited by
Nonfamily Households (includes those Living Alone) 76 217,018

Average Household Size of Renter-Occupied Housing Units (2000) 2.63 2.27

Vacant Housing

Number of Vacant Housing Units that are for Seasonal, Recreational, or
Occasional Use (2000) 35 30,420

***Percent of Total Vacant Housing Units that are for Seasonal,
Recreational, or Occasional Use (2000)*** ***20.8%*** ***19.0%***

These data are from the U.S. Census Bureau and were downloaded from their website at
<http://www.census.gov>

County level housing data is also available from the Kentucky State Data Center at
<http://cbpa.louisville.edu/ksdc/>

SEED (Social and Economic Education for Development) is a program of the Kentucky Cooperative Extension Service at the University of Kentucky. Faculty draw on the resources of the Social 'N Agricultural Resource Library (SNARL) and professional contacts at the University of Kentucky, other agencies, and community programs throughout the country. For more information contact your local Cooperative Extension office or Dr. Richard C. Maurer, SEED, 500 Garrigus Building, University of Kentucky, Lexington, KY 40546 or call (859) 257-7582.

Educational programs of the Kentucky Cooperative Extension Service serves all people regardless of race, color, age, sex, religion, disability, or national origin.



KENTUCKY: BY THE NUMBERS

~ Housing 2000 ~

Rockcastle County

Julie N. Zimmerman and Nicole Breazeale

Community and Economic Development Programs, Rural Sociology

University of Kentucky, College of Agriculture

May, 2002

Just as the population has grown, the total number of housing units has also grown since the last Census. However, while Kentucky's population has increased by 9.7 percent in ten years, the number of housing units has grown by 16.2 percent. This is in part because the average household size has decreased, but also because seasonal, recreational, and occasional-use housing has increased. This data sheet contains county level housing data from the newest 2000 Census with some comparison data from the last 1990 Census.

"Kentucky: By the Numbers" is available online at <http://www.ca.uky.edu/snarl>.

<u>Total Housing</u>	<u>County</u>	<u>State</u>
Total Number of Housing Units (2000)	7,353	1,750,927
Total Number of Housing Units (1990)	5,958	1,506,845
<i>Percent Change in Total Number of Housing Units (1990-2000)</i>	<i>23.4%</i>	<i>16.2%</i>
Number of Occupied Housing Units (Owner and Renter) (2000)	6,544	1,590,647
Number of Occupied Housing Units (Owner and Renter) (1990)	5,464	1,379,782
<i>Percent of Total Housing Units that are Occupied (2000)</i>	<i>89.0%</i>	<i>90.8%</i>
<i>Percent of Total Housing Units that are Occupied (1990)</i>	<i>91.7%</i>	<i>91.6%</i>
Number of Vacant Housing Units (2000)	809	160,280
Number of Vacant Housing Units (1990)	494	127,063
<i>Percent of Total Housing Units that are Vacant (2000)</i>	<i>11.0%</i>	<i>9.2%</i>
<i>Percent of Total Housing Units that are Vacant (1990)</i>	<i>8.3%</i>	<i>8.4%</i>
<u>Owner-Occupied Housing</u>		
Number of Owner-Occupied Housing Units (2000)	5,203	1,125,397
<i>Percent of Occupied Housing Units that are Owner-Occupied (2000)</i>	<i>79.5%</i>	<i>70.8%</i>
Number of Owner-Occupied Housing Units inhabited by Married-Couple Families	3,309	720,726
Number of Owner-Occupied Housing Units inhabited by Families with Male Householder, no Wife Present	170	36,373
Number of Owner-Occupied Housing Units inhabited by Families with Female Householder, no Husband Present	493	99,067

< Continued on back side >

< Continued from front side >

Social and Economic Education for Development



KENTUCKY: BY THE NUMBERS
~ Housing 2000 ~

Rockcastle County

Julie N. Zimmerman and Nicole Breazeale
Community and Economic Development Programs, Rural Sociology



University of Kentucky, College of Agriculture

May, 2002

Owner-Occupied Housing (Continued)

County **State**

Number of Owner-Occupied Housing Units inhabited by
Nonfamily Households (includes those Living Alone) 1,231 269,231

Average Household Size of Owner-Occupied Housing Units (2000) 2.53 2.55

Renter-Occupied Housing

Number of Renter-Occupied Housing Units (2000) 1,341 465,250

Percent of Occupied Housing Units that are Renter-Occupied (2000) ***20.5%*** ***29.2%***

Number of Renter-Occupied Housing Units inhabited by Married-
Couple Families 479 137,218

Number of Renter-Occupied Housing Units inhabited by Families
with Male Householder, no Wife Present 61 22,124

Number of Renter-Occupied Housing Units inhabited by Families
with Female Householder, no Husband Present 251 88,890

Number of Renter-Occupied Housing Units inhabited by
Nonfamily Households (includes those Living Alone) 550 217,018

Average Household Size of Renter-Occupied Housing Units (2000) 2.31 2.27

Vacant Housing

Number of Vacant Housing Units that are for Seasonal, Recreational, or
Occasional Use (2000) 76 30,420

***Percent of Total Vacant Housing Units that are for Seasonal,
Recreational, or Occasional Use (2000)*** ***9.4%*** ***19.0%***

These data are from the U.S. Census Bureau and were downloaded from their website at
<http://www.census.gov>

County level housing data is also available from the Kentucky State Data Center at
<http://cbpa.louisville.edu/ksdc/>

SEED (Social and Economic Education for Development) is a program of the Kentucky Cooperative Extension Service at the University of Kentucky. Faculty draw on the resources of the Social 'N Agricultural Resource Library (SNARL) and professional contacts at the University of Kentucky, other agencies, and community programs throughout the country. For more information contact your local Cooperative Extension office or Dr. Richard C. Maurer, SEED, 500 Garrigus Building, University of Kentucky, Lexington, KY 40546 or call (859) 257-7582.

Educational programs of the Kentucky Cooperative Extension Service serves all people regardless of race, color, age, sex, religion, disability, or national origin.



KENTUCKY: BY THE NUMBERS

~ Housing 2000 ~

Rowan County

Julie N. Zimmerman and Nicole Breazeale
Community and Economic Development Programs, Rural Sociology

University of Kentucky, College of Agriculture

May, 2002

Just as the population has grown, the total number of housing units has also grown since the last Census. However, while Kentucky's population has increased by 9.7 percent in ten years, the number of housing units has grown by 16.2 percent. This is in part because the average household size has decreased, but also because seasonal, recreational, and occasional-use housing has increased. This data sheet contains county level housing data from the newest 2000 Census with some comparison data from the last 1990 Census.

"Kentucky: By the Numbers" is available online at <http://www.ca.uky.edu/snarl>.

<u>Total Housing</u>	<u>County</u>	<u>State</u>
Total Number of Housing Units (2000)	8,985	1,750,927
Total Number of Housing Units (1990)	7,375	1,506,845
<i>Percent Change in Total Number of Housing Units (1990-2000)</i>	<i>21.8%</i>	<i>16.2%</i>
Number of Occupied Housing Units (Owner and Renter) (2000)	7,927	1,590,647
Number of Occupied Housing Units (Owner and Renter) (1990)	6,755	1,379,782
<i>Percent of Total Housing Units that are Occupied (2000)</i>	<i>88.2%</i>	<i>90.8%</i>
<i>Percent of Total Housing Units that are Occupied (1990)</i>	<i>91.6%</i>	<i>91.6%</i>
Number of Vacant Housing Units (2000)	1,058	160,280
Number of Vacant Housing Units (1990)	620	127,063
<i>Percent of Total Housing Units that are Vacant (2000)</i>	<i>11.8%</i>	<i>9.2%</i>
<i>Percent of Total Housing Units that are Vacant (1990)</i>	<i>8.4%</i>	<i>8.4%</i>

Owner-Occupied Housing

Number of Owner-Occupied Housing Units (2000)	5,532	1,125,397
<i>Percent of Occupied Housing Units that are Owner-Occupied (2000)</i>	<i>69.8%</i>	<i>70.8%</i>
Number of Owner-Occupied Housing Units inhabited by Married-Couple Families	3,512	720,726
Number of Owner-Occupied Housing Units inhabited by Families with Male Householder, no Wife Present	146	36,373
Number of Owner-Occupied Housing Units inhabited by Families with Female Householder, no Husband Present	491	99,067

< Continued on back side >

< Continued from front side >

Social and Economic Education for Development



KENTUCKY: BY THE NUMBERS
~ Housing 2000 ~

Rowan County



Julie N. Zimmerman and Nicole Breazeale
Community and Economic Development Programs, Rural Sociology

University of Kentucky, College of Agriculture

May, 2002

Owner-Occupied Housing (Continued)

County **State**

Number of Owner-Occupied Housing Units inhabited by
Nonfamily Households (includes those Living Alone) 1,383 269,231

Average Household Size of Owner-Occupied Housing Units (2000) 2.48 2.55

Renter-Occupied Housing

Number of Renter-Occupied Housing Units (2000) 2,395 465,250

Percent of Occupied Housing Units that are Renter-Occupied (2000) ***30.2%*** ***29.2%***

Number of Renter-Occupied Housing Units inhabited by Married-
Couple Families 644 137,218

Number of Renter-Occupied Housing Units inhabited by Families
with Male Householder, no Wife Present 108 22,124

Number of Renter-Occupied Housing Units inhabited by Families
with Female Householder, no Husband Present 315 88,890

Number of Renter-Occupied Housing Units inhabited by
Nonfamily Households (includes those Living Alone) 1,328 217,018

Average Household Size of Renter-Occupied Housing Units (2000) 2.18 2.27

Vacant Housing

Number of Vacant Housing Units that are for Seasonal, Recreational, or
Occasional Use (2000) 173 30,420

***Percent of Total Vacant Housing Units that are for Seasonal,
Recreational, or Occasional Use (2000)*** ***16.4%*** ***19.0%***

These data are from the U.S. Census Bureau and were downloaded from their website at
<http://www.census.gov>

County level housing data is also available from the Kentucky State Data Center at
<http://cbpa.louisville.edu/ksdc/>

SEED (Social and Economic Education for Development) is a program of the Kentucky Cooperative Extension Service at the University of Kentucky. Faculty draw on the resources of the Social 'N Agricultural Resource Library (SNARL) and professional contacts at the University of Kentucky, other agencies, and community programs throughout the country. For more information contact your local Cooperative Extension office or Dr. Richard C. Maurer, SEED, 500 Garrigus Building, University of Kentucky, Lexington, KY 40546 or call (859) 257-7582.

Educational programs of the Kentucky Cooperative Extension Service serves all people regardless of race, color, age, sex, religion, disability, or national origin.



KENTUCKY: BY THE NUMBERS

~ Housing 2000 ~

Russell County

Julie N. Zimmerman and Nicole Breazeale

Community and Economic Development Programs, Rural Sociology

University of Kentucky, College of Agriculture

May, 2002

Just as the population has grown, the total number of housing units has also grown since the last Census. However, while Kentucky's population has increased by 9.7 percent in ten years, the number of housing units has grown by 16.2 percent. This is in part because the average household size has decreased, but also because seasonal, recreational, and occasional-use housing has increased. This data sheet contains county level housing data from the newest 2000 Census with some comparison data from the last 1990 Census.

"Kentucky: By the Numbers" is available online at <http://www.ca.uky.edu/snarl>.

<u>Total Housing</u>	<u>County</u>	<u>State</u>
Total Number of Housing Units (2000)	9,064	1,750,927
Total Number of Housing Units (1990)	7,375	1,506,845
<i>Percent Change in Total Number of Housing Units (1990-2000)</i>	22.9%	16.2%
Number of Occupied Housing Units (Owner and Renter) (2000)	6,941	1,590,647
Number of Occupied Housing Units (Owner and Renter) (1990)	5,896	1,379,782
<i>Percent of Total Housing Units that are Occupied (2000)</i>	76.6%	90.8%
<i>Percent of Total Housing Units that are Occupied (1990)</i>	79.9%	91.6%
Number of Vacant Housing Units (2000)	2,123	160,280
Number of Vacant Housing Units (1990)	1,479	127,063
<i>Percent of Total Housing Units that are Vacant (2000)</i>	23.4%	9.2%
<i>Percent of Total Housing Units that are Vacant (1990)</i>	20.1%	8.4%
<u>Owner-Occupied Housing</u>		
Number of Owner-Occupied Housing Units (2000)	5,518	1,125,397
<i>Percent of Occupied Housing Units that are Owner-Occupied (2000)</i>	79.5%	70.8%
Number of Owner-Occupied Housing Units inhabited by Married-Couple Families	3,398	720,726
Number of Owner-Occupied Housing Units inhabited by Families with Male Householder, no Wife Present	171	36,373
Number of Owner-Occupied Housing Units inhabited by Families with Female Householder, no Husband Present	434	99,067

< Continued on back side >

< Continued from front side >

Social and Economic Education for Development



KENTUCKY: BY THE NUMBERS
~ Housing 2000 ~

Russell County



Julie N. Zimmerman and Nicole Breazeale
Community and Economic Development Programs, Rural Sociology

University of Kentucky, College of Agriculture

May, 2002

Owner-Occupied Housing (Continued)

County **State**

Number of Owner-Occupied Housing Units inhabited by
Nonfamily Households (includes those Living Alone) 1,515 269,231

Average Household Size of Owner-Occupied Housing Units (2000) 2.35 2.55

Renter-Occupied Housing

Number of Renter-Occupied Housing Units (2000) 1,423 465,250

Percent of Occupied Housing Units that are Renter-Occupied (2000) ***20.5%*** ***29.2%***

Number of Renter-Occupied Housing Units inhabited by Married-
Couple Families 438 137,218

Number of Renter-Occupied Housing Units inhabited by Families
with Male Householder, no Wife Present 83 22,124

Number of Renter-Occupied Housing Units inhabited by Families
with Female Householder, no Husband Present 272 88,890

Number of Renter-Occupied Housing Units inhabited by
Nonfamily Households (includes those Living Alone) 630 217,018

Average Household Size of Renter-Occupied Housing Units (2000) 2.25 2.27

Vacant Housing

Number of Vacant Housing Units that are for Seasonal, Recreational, or
Occasional Use (2000) 1,332 30,420

***Percent of Total Vacant Housing Units that are for Seasonal,
Recreational, or Occasional Use (2000)*** ***62.7%*** ***19.0%***

These data are from the U.S. Census Bureau and were downloaded from their website at
<http://www.census.gov>

County level housing data is also available from the Kentucky State Data Center at
<http://cbpa.louisville.edu/ksdc/>

SEED (Social and Economic Education for Development) is a program of the Kentucky Cooperative Extension Service at the University of Kentucky. Faculty draw on the resources of the Social 'N Agricultural Resource Library (SNARL) and professional contacts at the University of Kentucky, other agencies, and community programs throughout the country. For more information contact your local Cooperative Extension office or Dr. Richard C. Maurer, SEED, 500 Garrigus Building, University of Kentucky, Lexington, KY 40546 or call (859) 257-7582.

Educational programs of the Kentucky Cooperative Extension Service serves all people regardless of race, color, age, sex, religion, disability, or national origin.

