



KENTUCKY: BY THE NUMBERS

~ Housing 2000 ~

Knott County

Julie N. Zimmerman and Nicole Breazeale
Community and Economic Development Programs, Rural Sociology

University of Kentucky, College of Agriculture

May, 2002

Just as the population has grown, the total number of housing units has also grown since the last Census. However, while Kentucky's population has increased by 9.7 percent in ten years, the number of housing units has grown by 16.2 percent. This is in part because the average household size has decreased, but also because seasonal, recreational, and occasional-use housing has increased. This data sheet contains county level housing data from the newest 2000 Census with some comparison data from the last 1990 Census.

"Kentucky: By the Numbers" is available online at <http://www.ca.uky.edu/snarl>.

<u>Total Housing</u>	<u>County</u>	<u>State</u>
Total Number of Housing Units (2000)	7,579	1,750,927
Total Number of Housing Units (1990)	6,718	1,506,845
<i>Percent Change in Total Number of Housing Units (1990-2000)</i>	<i>12.8%</i>	<i>16.2%</i>
Number of Occupied Housing Units (Owner and Renter) (2000)	6,717	1,590,647
Number of Occupied Housing Units (Owner and Renter) (1990)	6,086	1,379,782
<i>Percent of Total Housing Units that are Occupied (2000)</i>	<i>88.6%</i>	<i>90.8%</i>
<i>Percent of Total Housing Units that are Occupied (1990)</i>	<i>90.6%</i>	<i>91.6%</i>
Number of Vacant Housing Units (2000)	862	160,280
Number of Vacant Housing Units (1990)	632	127,063
<i>Percent of Total Housing Units that are Vacant (2000)</i>	<i>11.4%</i>	<i>9.2%</i>
<i>Percent of Total Housing Units that are Vacant (1990)</i>	<i>9.4%</i>	<i>8.4%</i>
<u>Owner-Occupied Housing</u>		
Number of Owner-Occupied Housing Units (2000)	5,345	1,125,397
<i>Percent of Occupied Housing Units that are Owner-Occupied (2000)</i>	<i>79.6%</i>	<i>70.8%</i>
Number of Owner-Occupied Housing Units inhabited by Married-Couple Families	3,303	720,726
Number of Owner-Occupied Housing Units inhabited by Families with Male Householder, no Wife Present	221	36,373
Number of Owner-Occupied Housing Units inhabited by Families with Female Householder, no Husband Present	571	99,067

< Continued on back side >

< Continued from front side >

Social and Economic Education for Development



KENTUCKY: BY THE NUMBERS
~ Housing 2000 ~

Knott County



Julie N. Zimmerman and Nicole Breazeale
Community and Economic Development Programs, Rural Sociology

University of Kentucky, College of Agriculture

May, 2002

Owner-Occupied Housing (Continued)

County

State

Number of Owner-Occupied Housing Units inhabited by
Nonfamily Households (includes those Living Alone)

1,250

269,231

Average Household Size of Owner-Occupied Housing Units (2000)

2.56

2.55

Renter-Occupied Housing

Number of Renter-Occupied Housing Units (2000)

1,372

465,250

Percent of Occupied Housing Units that are Renter-Occupied (2000)

20.4%

29.2%

Number of Renter-Occupied Housing Units inhabited by Married-
Couple Families

565

137,218

Number of Renter-Occupied Housing Units inhabited by Families
with Male Householder, no Wife Present

56

22,124

Number of Renter-Occupied Housing Units inhabited by Families
with Female Householder, no Husband Present

276

88,890

Number of Renter-Occupied Housing Units inhabited by
Nonfamily Households (includes those Living Alone)

475

217,018

Average Household Size of Renter-Occupied Housing Units (2000)

2.48

2.27

Vacant Housing

Number of Vacant Housing Units that are for Seasonal, Recreational, or
Occasional Use (2000)

100

30,420

***Percent of Total Vacant Housing Units that are for Seasonal,
Recreational, or Occasional Use (2000)***

11.6%

19.0%

These data are from the U.S. Census Bureau and were downloaded from their website at
<http://www.census.gov>

County level housing data is also available from the Kentucky State Data Center at
<http://cbpa.louisville.edu/ksdc/>

SEED (Social and Economic Education for Development) is a program of the Kentucky Cooperative Extension Service at the University of Kentucky. Faculty draw on the resources of the Social 'N Agricultural Resource Library (SNARL) and professional contacts at the University of Kentucky, other agencies, and community programs throughout the country. For more information contact your local Cooperative Extension office or Dr. Richard C. Maurer, SEED, 500 Garrigus Building, University of Kentucky, Lexington, KY 40546 or call (859) 257-7582.

Educational programs of the Kentucky Cooperative Extension Service serves all people regardless of race, color, age, sex, religion, disability, or national origin.



KENTUCKY: BY THE NUMBERS

~ Housing 2000 ~

Knox County

Julie N. Zimmerman and Nicole Breazeale
Community and Economic Development Programs, Rural Sociology

University of Kentucky, College of Agriculture

May, 2002

Just as the population has grown, the total number of housing units has also grown since the last Census. However, while Kentucky's population has increased by 9.7 percent in ten years, the number of housing units has grown by 16.2 percent. This is in part because the average household size has decreased, but also because seasonal, recreational, and occasional-use housing has increased. This data sheet contains county level housing data from the newest 2000 Census with some comparison data from the last 1990 Census.

"Kentucky: By the Numbers" is available online at <http://www.ca.uky.edu/snarl>.

<u>Total Housing</u>	<u>County</u>	<u>State</u>
Total Number of Housing Units (2000)	13,999	1,750,927
Total Number of Housing Units (1990)	11,731	1,506,845
<i>Percent Change in Total Number of Housing Units (1990-2000)</i>	<i>19.3%</i>	<i>16.2%</i>
Number of Occupied Housing Units (Owner and Renter) (2000)	12,416	1,590,647
Number of Occupied Housing Units (Owner and Renter) (1990)	10,718	1,379,782
<i>Percent of Total Housing Units that are Occupied (2000)</i>	<i>88.7%</i>	<i>90.8%</i>
<i>Percent of Total Housing Units that are Occupied (1990)</i>	<i>91.4%</i>	<i>91.6%</i>
Number of Vacant Housing Units (2000)	1,583	160,280
Number of Vacant Housing Units (1990)	1,013	127,063
<i>Percent of Total Housing Units that are Vacant (2000)</i>	<i>11.3%</i>	<i>9.2%</i>
<i>Percent of Total Housing Units that are Vacant (1990)</i>	<i>8.6%</i>	<i>8.4%</i>
<u>Owner-Occupied Housing</u>		
Number of Owner-Occupied Housing Units (2000)	8,869	1,125,397
<i>Percent of Occupied Housing Units that are Owner-Occupied (2000)</i>	<i>71.4%</i>	<i>70.8%</i>
Number of Owner-Occupied Housing Units inhabited by Married-Couple Families	5,538	720,726
Number of Owner-Occupied Housing Units inhabited by Families with Male Householder, no Wife Present	343	36,373
Number of Owner-Occupied Housing Units inhabited by Families with Female Householder, no Husband Present	923	99,067

< Continued on back side >

< Continued from front side >

Social and Economic Education for Development



KENTUCKY: BY THE NUMBERS
~ Housing 2000 ~

Knox County



Julie N. Zimmerman and Nicole Breazeale
Community and Economic Development Programs, Rural Sociology

University of Kentucky, College of Agriculture

May, 2002

Owner-Occupied Housing (Continued)

County

State

Number of Owner-Occupied Housing Units inhabited by
Nonfamily Households (includes those Living Alone)

2,065

269,231

Average Household Size of Owner-Occupied Housing Units (2000)

2.57

2.55

Renter-Occupied Housing

Number of Renter-Occupied Housing Units (2000)

3,547

465,250

Percent of Occupied Housing Units that are Renter-Occupied (2000)

28.6%

29.2%

Number of Renter-Occupied Housing Units inhabited by Married-
Couple Families

1,198

137,218

Number of Renter-Occupied Housing Units inhabited by Families
with Male Householder, no Wife Present

173

22,124

Number of Renter-Occupied Housing Units inhabited by Families
with Female Householder, no Husband Present

761

88,890

Number of Renter-Occupied Housing Units inhabited by
Nonfamily Households (includes those Living Alone)

1,415

217,018

Average Household Size of Renter-Occupied Housing Units (2000)

2.36

2.27

Vacant Housing

Number of Vacant Housing Units that are for Seasonal, Recreational, or
Occasional Use (2000)

90

30,420

***Percent of Total Vacant Housing Units that are for Seasonal,
Recreational, or Occasional Use (2000)***

5.7%

19.0%

These data are from the U.S. Census Bureau and were downloaded from their website at
<http://www.census.gov>

County level housing data is also available from the Kentucky State Data Center at
<http://cbpa.louisville.edu/ksdc/>


SEED (Social and Economic Education for Development) is a program of the Kentucky Cooperative Extension Service at the University of Kentucky. Faculty draw on the resources of the Social 'N Agricultural Resource Library (SNARL) and professional contacts at the University of Kentucky, other agencies, and community programs throughout the country. For more information contact your local Cooperative Extension office or Dr. Richard C. Maurer, SEED, 500 Garrigus Building, University of Kentucky, Lexington, KY 40546 or call (859) 257-7582.

Educational programs of the Kentucky Cooperative Extension Service serves all people regardless of race, color, age, sex, religion, disability, or national origin.



KENTUCKY: BY THE NUMBERS

~ Housing 2000 ~

Larue County

Julie N. Zimmerman and Nicole Breazeale
Community and Economic Development Programs, Rural Sociology

University of Kentucky, College of Agriculture

May, 2002

Just as the population has grown, the total number of housing units has also grown since the last Census. However, while Kentucky's population has increased by 9.7 percent in ten years, the number of housing units has grown by 16.2 percent. This is in part because the average household size has decreased, but also because seasonal, recreational, and occasional-use housing has increased. This data sheet contains county level housing data from the newest 2000 Census with some comparison data from the last 1990 Census.

"Kentucky: By the Numbers" is available online at <http://www.ca.uky.edu/snarl>.

<u>Total Housing</u>	<u>County</u>	<u>State</u>
Total Number of Housing Units (2000)	5,860	1,750,927
Total Number of Housing Units (1990)	4,824	1,506,845
<i>Percent Change in Total Number of Housing Units (1990-2000)</i>	<i>21.5%</i>	<i>16.2%</i>
Number of Occupied Housing Units (Owner and Renter) (2000)	5,275	1,590,647
Number of Occupied Housing Units (Owner and Renter) (1990)	4,503	1,379,782
<i>Percent of Total Housing Units that are Occupied (2000)</i>	<i>90.0%</i>	<i>90.8%</i>
<i>Percent of Total Housing Units that are Occupied (1990)</i>	<i>93.3%</i>	<i>91.6%</i>
Number of Vacant Housing Units (2000)	585	160,280
Number of Vacant Housing Units (1990)	321	127,063
<i>Percent of Total Housing Units that are Vacant (2000)</i>	<i>10.0%</i>	<i>9.2%</i>
<i>Percent of Total Housing Units that are Vacant (1990)</i>	<i>6.7%</i>	<i>8.4%</i>
<u>Owner-Occupied Housing</u>		
Number of Owner-Occupied Housing Units (2000)	4,232	1,125,397
<i>Percent of Occupied Housing Units that are Owner-Occupied (2000)</i>	<i>80.2%</i>	<i>70.8%</i>
Number of Owner-Occupied Housing Units inhabited by Married-Couple Families	2,767	720,726
Number of Owner-Occupied Housing Units inhabited by Families with Male Householder, no Wife Present	144	36,373
Number of Owner-Occupied Housing Units inhabited by Families with Female Householder, no Husband Present	324	99,067

< Continued on back side >

< Continued from front side >

Social and Economic Education for Development



KENTUCKY: BY THE NUMBERS
~ Housing 2000 ~

Larue County



Julie N. Zimmerman and Nicole Breazeale
Community and Economic Development Programs, Rural Sociology

University of Kentucky, College of Agriculture

May, 2002

Owner-Occupied Housing (Continued)

County

State

Number of Owner-Occupied Housing Units inhabited by
Nonfamily Households (includes those Living Alone)

997

269,231

Average Household Size of Owner-Occupied Housing Units (2000)

2.54

2.55

Renter-Occupied Housing

Number of Renter-Occupied Housing Units (2000)

1,043

465,250

Percent of Occupied Housing Units that are Renter-Occupied (2000)

19.8%

29.2%

Number of Renter-Occupied Housing Units inhabited by Married-
Couple Families

358

137,218

Number of Renter-Occupied Housing Units inhabited by Families
with Male Householder, no Wife Present

42

22,124

Number of Renter-Occupied Housing Units inhabited by Families
with Female Householder, no Husband Present

231

88,890

Number of Renter-Occupied Housing Units inhabited by
Nonfamily Households (includes those Living Alone)

412

217,018

Average Household Size of Renter-Occupied Housing Units (2000)

2.33

2.27

Vacant Housing

Number of Vacant Housing Units that are for Seasonal, Recreational, or
Occasional Use (2000)

54

30,420

***Percent of Total Vacant Housing Units that are for Seasonal,
Recreational, or Occasional Use (2000)***

9.2%

19.0%

These data are from the U.S. Census Bureau and were downloaded from their website at
<http://www.census.gov>

County level housing data is also available from the Kentucky State Data Center at
<http://cbpa.louisville.edu/ksdc/>


SEED (Social and Economic Education for Development) is a program of the Kentucky Cooperative Extension Service at the University of Kentucky. Faculty draw on the resources of the Social 'N Agricultural Resource Library (SNARL) and professional contacts at the University of Kentucky, other agencies, and community programs throughout the country. For more information contact your local Cooperative Extension office or Dr. Richard C. Maurer, SEED, 500 Garrigus Building, University of Kentucky, Lexington, KY 40546 or call (859) 257-7582.

Educational programs of the Kentucky Cooperative Extension Service serves all people regardless of race, color, age, sex, religion, disability, or national origin.



KENTUCKY: BY THE NUMBERS

~ Housing 2000 ~

Laurel County

Julie N. Zimmerman and Nicole Breazeale

Community and Economic Development Programs, Rural Sociology

University of Kentucky, College of Agriculture

May, 2002

Just as the population has grown, the total number of housing units has also grown since the last Census. However, while Kentucky's population has increased by 9.7 percent in ten years, the number of housing units has grown by 16.2 percent. This is in part because the average household size has decreased, but also because seasonal, recreational, and occasional-use housing has increased. This data sheet contains county level housing data from the newest 2000 Census with some comparison data from the last 1990 Census.

"Kentucky: By the Numbers" is available online at <http://www.ca.uky.edu/snarl>.

<u>Total Housing</u>	<u>County</u>	<u>State</u>
Total Number of Housing Units (2000)	22,317	1,750,927
Total Number of Housing Units (1990)	16,923	1,506,845
<i>Percent Change in Total Number of Housing Units (1990-2000)</i>	<i>31.9%</i>	<i>16.2%</i>
Number of Occupied Housing Units (Owner and Renter) (2000)	20,353	1,590,647
Number of Occupied Housing Units (Owner and Renter) (1990)	15,585	1,379,782
<i>Percent of Total Housing Units that are Occupied (2000)</i>	<i>91.2%</i>	<i>90.8%</i>
<i>Percent of Total Housing Units that are Occupied (1990)</i>	<i>92.1%</i>	<i>91.6%</i>
Number of Vacant Housing Units (2000)	1,964	160,280
Number of Vacant Housing Units (1990)	1,338	127,063
<i>Percent of Total Housing Units that are Vacant (2000)</i>	<i>8.8%</i>	<i>9.2%</i>
<i>Percent of Total Housing Units that are Vacant (1990)</i>	<i>7.9%</i>	<i>8.4%</i>

Owner-Occupied Housing

Number of Owner-Occupied Housing Units (2000)	15,666	1,125,397
<i>Percent of Occupied Housing Units that are Owner-Occupied (2000)</i>	<i>77.0%</i>	<i>70.8%</i>
Number of Owner-Occupied Housing Units inhabited by Married-Couple Families	10,556	720,726
Number of Owner-Occupied Housing Units inhabited by Families with Male Householder, no Wife Present	482	36,373
Number of Owner-Occupied Housing Units inhabited by Families with Female Householder, no Husband Present	1,411	99,067

< Continued on back side >

< Continued from front side >

Social and Economic Education for Development



KENTUCKY: BY THE NUMBERS
~ Housing 2000 ~

Laurel County



Julie N. Zimmerman and Nicole Breazeale
Community and Economic Development Programs, Rural Sociology

University of Kentucky, College of Agriculture

May, 2002

Owner-Occupied Housing (Continued)

County

State

Number of Owner-Occupied Housing Units inhabited by
Nonfamily Households (includes those Living Alone)

3,217

269,231

Average Household Size of Owner-Occupied Housing Units (2000)

2.61

2.55

Renter-Occupied Housing

Number of Renter-Occupied Housing Units (2000)

4,687

465,250

Percent of Occupied Housing Units that are Renter-Occupied (2000)

23.0%

29.2%

Number of Renter-Occupied Housing Units inhabited by Married-
Couple Families

1,785

137,218

Number of Renter-Occupied Housing Units inhabited by Families
with Male Householder, no Wife Present

211

22,124

Number of Renter-Occupied Housing Units inhabited by Families
with Female Householder, no Husband Present

919

88,890

Number of Renter-Occupied Housing Units inhabited by
Nonfamily Households (includes those Living Alone)

1,772

217,018

Average Household Size of Renter-Occupied Housing Units (2000)

2.39

2.27

Vacant Housing

Number of Vacant Housing Units that are for Seasonal, Recreational, or
Occasional Use (2000)

200

30,420

***Percent of Total Vacant Housing Units that are for Seasonal,
Recreational, or Occasional Use (2000)***

10.2%

19.0%

These data are from the U.S. Census Bureau and were downloaded from their website at
<http://www.census.gov>

County level housing data is also available from the Kentucky State Data Center at
<http://cbpa.louisville.edu/ksdc/>

SEED (Social and Economic Education for Development) is a program of the Kentucky Cooperative Extension Service at the University of Kentucky. Faculty draw on the resources of the Social 'N Agricultural Resource Library (SNARL) and professional contacts at the University of Kentucky, other agencies, and community programs throughout the country. For more information contact your local Cooperative Extension office or Dr. Richard C. Maurer, SEED, 500 Garrigus Building, University of Kentucky, Lexington, KY 40546 or call (859) 257-7582.

Educational programs of the Kentucky Cooperative Extension Service serves all people regardless of race, color, age, sex, religion, disability, or national origin.



KENTUCKY: BY THE NUMBERS

~ Housing 2000 ~

Lawrence County

Julie N. Zimmerman and Nicole Breazeale

Community and Economic Development Programs, Rural Sociology

University of Kentucky, College of Agriculture

May, 2002

Just as the population has grown, the total number of housing units has also grown since the last Census. However, while Kentucky's population has increased by 9.7 percent in ten years, the number of housing units has grown by 16.2 percent. This is in part because the average household size has decreased, but also because seasonal, recreational, and occasional-use housing has increased. This data sheet contains county level housing data from the newest 2000 Census with some comparison data from the last 1990 Census.

"Kentucky: By the Numbers" is available online at <http://www.ca.uky.edu/snarl>.

<u>Total Housing</u>	<u>County</u>	<u>State</u>
Total Number of Housing Units (2000)	7,040	1,750,927
Total Number of Housing Units (1990)	5,684	1,506,845
<i>Percent Change in Total Number of Housing Units (1990-2000)</i>	23.9%	16.2%
Number of Occupied Housing Units (Owner and Renter) (2000)	5,954	1,590,647
Number of Occupied Housing Units (Owner and Renter) (1990)	5,007	1,379,782
<i>Percent of Total Housing Units that are Occupied (2000)</i>	84.6%	90.8%
<i>Percent of Total Housing Units that are Occupied (1990)</i>	88.1%	91.6%
Number of Vacant Housing Units (2000)	1,086	160,280
Number of Vacant Housing Units (1990)	677	127,063
<i>Percent of Total Housing Units that are Vacant (2000)</i>	15.4%	9.2%
<i>Percent of Total Housing Units that are Vacant (1990)</i>	11.9%	8.4%

Owner-Occupied Housing

Number of Owner-Occupied Housing Units (2000)	4,650	1,125,397
<i>Percent of Occupied Housing Units that are Owner-Occupied (2000)</i>	78.1%	70.8%
Number of Owner-Occupied Housing Units inhabited by Married-Couple Families	3,101	720,726
Number of Owner-Occupied Housing Units inhabited by Families with Male Householder, no Wife Present	146	36,373
Number of Owner-Occupied Housing Units inhabited by Families with Female Householder, no Husband Present	376	99,067

< Continued on back side >

< Continued from front side >

Social and Economic Education for Development



KENTUCKY: BY THE NUMBERS
~ Housing 2000 ~

Lawrence County



Julie N. Zimmerman and Nicole Breazeale
Community and Economic Development Programs, Rural Sociology

University of Kentucky, College of Agriculture

May, 2002

Owner-Occupied Housing (Continued)

County **State**

Number of Owner-Occupied Housing Units inhabited by
Nonfamily Households (includes those Living Alone) 1,027 269,231

Average Household Size of Owner-Occupied Housing Units (2000) 2.62 2.55

Renter-Occupied Housing

Number of Renter-Occupied Housing Units (2000) 1,304 465,250

Percent of Occupied Housing Units that are Renter-Occupied (2000) ***21.9%*** ***29.2%***

Number of Renter-Occupied Housing Units inhabited by Married-
Couple Families 547 137,218

Number of Renter-Occupied Housing Units inhabited by Families
with Male Householder, no Wife Present 57 22,124

Number of Renter-Occupied Housing Units inhabited by Families
with Female Householder, no Husband Present 251 88,890

Number of Renter-Occupied Housing Units inhabited by
Nonfamily Households (includes those Living Alone) 449 217,018

Average Household Size of Renter-Occupied Housing Units (2000) 2.48 2.27

Vacant Housing

Number of Vacant Housing Units that are for Seasonal, Recreational, or
Occasional Use (2000) 315 30,420

***Percent of Total Vacant Housing Units that are for Seasonal,
Recreational, or Occasional Use (2000)*** ***29.0%*** ***19.0%***

These data are from the U.S. Census Bureau and were downloaded from their website at
<http://www.census.gov>

County level housing data is also available from the Kentucky State Data Center at
<http://cbpa.louisville.edu/ksdc/>

SEED (Social and Economic Education for Development) is a program of the Kentucky Cooperative Extension Service at the University of Kentucky. Faculty draw on the resources of the Social 'N Agricultural Resource Library (SNARL) and professional contacts at the University of Kentucky, other agencies, and community programs throughout the country. For more information contact your local Cooperative Extension office or Dr. Richard C. Maurer, SEED, 500 Garrigus Building, University of Kentucky, Lexington, KY 40546 or call (859) 257-7582.

Educational programs of the Kentucky Cooperative Extension Service serves all people regardless of race, color, age, sex, religion, disability, or national origin.



KENTUCKY: BY THE NUMBERS

~ Housing 2000 ~

Lee County

Julie N. Zimmerman and Nicole Breazeale
Community and Economic Development Programs, Rural Sociology

University of Kentucky, College of Agriculture

May, 2002

Just as the population has grown, the total number of housing units has also grown since the last Census. However, while Kentucky's population has increased by 9.7 percent in ten years, the number of housing units has grown by 16.2 percent. This is in part because the average household size has decreased, but also because seasonal, recreational, and occasional-use housing has increased. This data sheet contains county level housing data from the newest 2000 Census with some comparison data from the last 1990 Census.

"Kentucky: By the Numbers" is available online at <http://www.ca.uky.edu/snarl>.

<u>Total Housing</u>	<u>County</u>	<u>State</u>
Total Number of Housing Units (2000)	3,321	1,750,927
Total Number of Housing Units (1990)	3,025	1,506,845
<i>Percent Change in Total Number of Housing Units (1990-2000)</i>	<i>9.8%</i>	<i>16.2%</i>
Number of Occupied Housing Units (Owner and Renter) (2000)	2,985	1,590,647
Number of Occupied Housing Units (Owner and Renter) (1990)	2,760	1,379,782
<i>Percent of Total Housing Units that are Occupied (2000)</i>	<i>89.9%</i>	<i>90.8%</i>
<i>Percent of Total Housing Units that are Occupied (1990)</i>	<i>91.2%</i>	<i>91.6%</i>
Number of Vacant Housing Units (2000)	336	160,280
Number of Vacant Housing Units (1990)	265	127,063
<i>Percent of Total Housing Units that are Vacant (2000)</i>	<i>10.1%</i>	<i>9.2%</i>
<i>Percent of Total Housing Units that are Vacant (1990)</i>	<i>8.8%</i>	<i>8.4%</i>
<u>Owner-Occupied Housing</u>		
Number of Owner-Occupied Housing Units (2000)	2,287	1,125,397
<i>Percent of Occupied Housing Units that are Owner-Occupied (2000)</i>	<i>76.6%</i>	<i>70.8%</i>
Number of Owner-Occupied Housing Units inhabited by Married-Couple Families	1,394	720,726
Number of Owner-Occupied Housing Units inhabited by Families with Male Householder, no Wife Present	80	36,373
Number of Owner-Occupied Housing Units inhabited by Families with Female Householder, no Husband Present	227	99,067

< Continued on back side >

< Continued from front side >

Social and Economic Education for Development



KENTUCKY: BY THE NUMBERS
~ Housing 2000 ~

Lee County



Julie N. Zimmerman and Nicole Breazeale
Community and Economic Development Programs, Rural Sociology

University of Kentucky, College of Agriculture

May, 2002

Owner-Occupied Housing (Continued)

County State

Number of Owner-Occupied Housing Units inhabited by Nonfamily Households (includes those Living Alone)	586	269,231
Average Household Size of Owner-Occupied Housing Units (2000)	2.46	2.55

Renter-Occupied Housing

Number of Renter-Occupied Housing Units (2000)	698	465,250
<i>Percent of Occupied Housing Units that are Renter-Occupied (2000)</i>	<i>23.4%</i>	<i>29.2%</i>
Number of Renter-Occupied Housing Units inhabited by Married- Couple Families	242	137,218
Number of Renter-Occupied Housing Units inhabited by Families with Male Householder, no Wife Present	25	22,124
Number of Renter-Occupied Housing Units inhabited by Families with Female Householder, no Husband Present	154	88,890
Number of Renter-Occupied Housing Units inhabited by Nonfamily Households (includes those Living Alone)	277	217,018
Average Household Size of Renter-Occupied Housing Units (2000)	2.27	2.27

Vacant Housing

Number of Vacant Housing Units that are for Seasonal, Recreational, or Occasional Use (2000)	59	30,420
<i>Percent of Total Vacant Housing Units that are for Seasonal, Recreational, or Occasional Use (2000)</i>	<i>17.6%</i>	<i>19.0%</i>

These data are from the U.S. Census Bureau and were downloaded from their website at
<http://www.census.gov>

County level housing data is also available from the Kentucky State Data Center at
<http://cbpa.louisville.edu/ksdc/>


SEED (Social and Economic Education for Development) is a program of the Kentucky Cooperative Extension Service at the University of Kentucky. Faculty draw on the resources of the Social 'N Agricultural Resource Library (SNARL) and professional contacts at the University of Kentucky, other agencies, and community programs throughout the country. For more information contact your local Cooperative Extension office or Dr. Richard C. Maurer, SEED, 500 Garrigus Building, University of Kentucky, Lexington, KY 40546 or call (859) 257-7582.

Educational programs of the Kentucky Cooperative Extension Service serves all people regardless of race, color, age, sex, religion, disability, or national origin.



KENTUCKY: BY THE NUMBERS

~ Housing 2000 ~

Leslie County

Julie N. Zimmerman and Nicole Breazeale
Community and Economic Development Programs, Rural Sociology

University of Kentucky, College of Agriculture

May, 2002

Just as the population has grown, the total number of housing units has also grown since the last Census. However, while Kentucky's population has increased by 9.7 percent in ten years, the number of housing units has grown by 16.2 percent. This is in part because the average household size has decreased, but also because seasonal, recreational, and occasional-use housing has increased. This data sheet contains county level housing data from the newest 2000 Census with some comparison data from the last 1990 Census.

"Kentucky: By the Numbers" is available online at <http://www.ca.uky.edu/snarl>.

<u>Total Housing</u>	<u>County</u>	<u>State</u>
Total Number of Housing Units (2000)	5,502	1,750,927
Total Number of Housing Units (1990)	5,038	1,506,845
<i>Percent Change in Total Number of Housing Units (1990-2000)</i>	<i>9.2%</i>	<i>16.2%</i>
Number of Occupied Housing Units (Owner and Renter) (2000)	4,885	1,590,647
Number of Occupied Housing Units (Owner and Renter) (1990)	4,711	1,379,782
<i>Percent of Total Housing Units that are Occupied (2000)</i>	<i>88.8%</i>	<i>90.8%</i>
<i>Percent of Total Housing Units that are Occupied (1990)</i>	<i>93.5%</i>	<i>91.6%</i>
Number of Vacant Housing Units (2000)	617	160,280
Number of Vacant Housing Units (1990)	327	127,063
<i>Percent of Total Housing Units that are Vacant (2000)</i>	<i>11.2%</i>	<i>9.2%</i>
<i>Percent of Total Housing Units that are Vacant (1990)</i>	<i>6.5%</i>	<i>8.4%</i>
<u>Owner-Occupied Housing</u>		
Number of Owner-Occupied Housing Units (2000)	4,021	1,125,397
<i>Percent of Occupied Housing Units that are Owner-Occupied (2000)</i>	<i>82.3%</i>	<i>70.8%</i>
Number of Owner-Occupied Housing Units inhabited by Married-Couple Families	2,524	720,726
Number of Owner-Occupied Housing Units inhabited by Families with Male Householder, no Wife Present	136	36,373
Number of Owner-Occupied Housing Units inhabited by Families with Female Householder, no Husband Present	449	99,067

< Continued on back side >

< Continued from front side >

Social and Economic Education for Development



KENTUCKY: BY THE NUMBERS
~ Housing 2000 ~

Leslie County



Julie N. Zimmerman and Nicole Breazeale
Community and Economic Development Programs, Rural Sociology

University of Kentucky, College of Agriculture

May, 2002

Owner-Occupied Housing (Continued)

County **State**

Number of Owner-Occupied Housing Units inhabited by
Nonfamily Households (includes those Living Alone) 912 269,231

Average Household Size of Owner-Occupied Housing Units (2000) 2.55 2.55

Renter-Occupied Housing

Number of Renter-Occupied Housing Units (2000) 864 465,250

Percent of Occupied Housing Units that are Renter-Occupied (2000) *17.7%* *29.2%*

Number of Renter-Occupied Housing Units inhabited by Married-
Couple Families 326 137,218

Number of Renter-Occupied Housing Units inhabited by Families
with Male Householder, no Wife Present 51 22,124

Number of Renter-Occupied Housing Units inhabited by Families
with Female Householder, no Husband Present 182 88,890

Number of Renter-Occupied Housing Units inhabited by
Nonfamily Households (includes those Living Alone) 305 217,018

Average Household Size of Renter-Occupied Housing Units (2000) 2.36 2.27

Vacant Housing

Number of Vacant Housing Units that are for Seasonal, Recreational, or
Occasional Use (2000) 76 30,420

*Percent of Total Vacant Housing Units that are for Seasonal,
Recreational, or Occasional Use (2000)* *12.3%* *19.0%*

These data are from the U.S. Census Bureau and were downloaded from their website at
<http://www.census.gov>

County level housing data is also available from the Kentucky State Data Center at
<http://cbpa.louisville.edu/ksdc/>


SEED (Social and Economic Education for Development) is a program of the Kentucky Cooperative Extension Service at the University of Kentucky. Faculty draw on the resources of the Social 'N Agricultural Resource Library (SNARL) and professional contacts at the University of Kentucky, other agencies, and community programs throughout the country. For more information contact your local Cooperative Extension office or Dr. Richard C. Maurer, SEED, 500 Garrigus Building, University of Kentucky, Lexington, KY 40546 or call (859) 257-7582.

Educational programs of the Kentucky Cooperative Extension Service serves all people regardless of race, color, age, sex, religion, disability, or national origin.



KENTUCKY: BY THE NUMBERS

~ Housing 2000 ~

Letcher County

Julie N. Zimmerman and Nicole Breazeale
Community and Economic Development Programs, Rural Sociology

University of Kentucky, College of Agriculture

May, 2002

Just as the population has grown, the total number of housing units has also grown since the last Census. However, while Kentucky's population has increased by 9.7 percent in ten years, the number of housing units has grown by 16.2 percent. This is in part because the average household size has decreased, but also because seasonal, recreational, and occasional-use housing has increased. This data sheet contains county level housing data from the newest 2000 Census with some comparison data from the last 1990 Census.

"Kentucky: By the Numbers" is available online at <http://www.ca.uky.edu/snarl>.

<u>Total Housing</u>	<u>County</u>	<u>State</u>
Total Number of Housing Units (2000)	11,405	1,750,927
Total Number of Housing Units (1990)	10,808	1,506,845
<i>Percent Change in Total Number of Housing Units (1990-2000)</i>	<i>5.5%</i>	<i>16.2%</i>
Number of Occupied Housing Units (Owner and Renter) (2000)	10,085	1,590,647
Number of Occupied Housing Units (Owner and Renter) (1990)	9,731	1,379,782
<i>Percent of Total Housing Units that are Occupied (2000)</i>	<i>88.4%</i>	<i>90.8%</i>
<i>Percent of Total Housing Units that are Occupied (1990)</i>	<i>90.0%</i>	<i>91.6%</i>
Number of Vacant Housing Units (2000)	1,320	160,280
Number of Vacant Housing Units (1990)	1,077	127,063
<i>Percent of Total Housing Units that are Vacant (2000)</i>	<i>11.6%</i>	<i>9.2%</i>
<i>Percent of Total Housing Units that are Vacant (1990)</i>	<i>10.0%</i>	<i>8.4%</i>

Owner-Occupied Housing

Number of Owner-Occupied Housing Units (2000)	8,160	1,125,397
<i>Percent of Occupied Housing Units that are Owner-Occupied (2000)</i>	<i>80.9%</i>	<i>70.8%</i>
Number of Owner-Occupied Housing Units inhabited by Married-Couple Families	5,103	720,726
Number of Owner-Occupied Housing Units inhabited by Families with Male Householder, no Wife Present	319	36,373
Number of Owner-Occupied Housing Units inhabited by Families with Female Householder, no Husband Present	781	99,067

< Continued on back side >

< Continued from front side >

Social and Economic Education for Development



KENTUCKY: BY THE NUMBERS
~ Housing 2000 ~

Letcher County



Julie N. Zimmerman and Nicole Breazeale
Community and Economic Development Programs, Rural Sociology

University of Kentucky, College of Agriculture

May, 2002

Owner-Occupied Housing (Continued)

County

State

Number of Owner-Occupied Housing Units inhabited by
Nonfamily Households (includes those Living Alone)

1,957

269,231

Average Household Size of Owner-Occupied Housing Units (2000)

2.5

2.55

Renter-Occupied Housing

Number of Renter-Occupied Housing Units (2000)

1,925

465,250

Percent of Occupied Housing Units that are Renter-Occupied (2000)

19.1%

29.2%

Number of Renter-Occupied Housing Units inhabited by Married-
Couple Families

791

137,218

Number of Renter-Occupied Housing Units inhabited by Families
with Male Householder, no Wife Present

89

22,124

Number of Renter-Occupied Housing Units inhabited by Families
with Female Householder, no Husband Present

378

88,890

Number of Renter-Occupied Housing Units inhabited by
Nonfamily Households (includes those Living Alone)

667

217,018

Average Household Size of Renter-Occupied Housing Units (2000)

2.4

2.27

Vacant Housing

Number of Vacant Housing Units that are for Seasonal, Recreational, or
Occasional Use (2000)

100

30,420

***Percent of Total Vacant Housing Units that are for Seasonal,
Recreational, or Occasional Use (2000)***

7.6%

19.0%

These data are from the U.S. Census Bureau and were downloaded from their website at
<http://www.census.gov>

County level housing data is also available from the Kentucky State Data Center at
<http://cbpa.louisville.edu/ksdc/>

SEED (Social and Economic Education for Development) is a program of the Kentucky Cooperative Extension Service at the University of Kentucky. Faculty draw on the resources of the Social 'N Agricultural Resource Library (SNARL) and professional contacts at the University of Kentucky, other agencies, and community programs throughout the country. For more information contact your local Cooperative Extension office or Dr. Richard C. Maurer, SEED, 500 Garrigus Building, University of Kentucky, Lexington, KY 40546 or call (859) 257-7582.

Educational programs of the Kentucky Cooperative Extension Service serves all people regardless of race, color, age, sex, religion, disability, or national origin.



KENTUCKY: BY THE NUMBERS

~ Housing 2000 ~

Lewis County

Julie N. Zimmerman and Nicole Breazeale
Community and Economic Development Programs, Rural Sociology

University of Kentucky, College of Agriculture

May, 2002

Just as the population has grown, the total number of housing units has also grown since the last Census. However, while Kentucky's population has increased by 9.7 percent in ten years, the number of housing units has grown by 16.2 percent. This is in part because the average household size has decreased, but also because seasonal, recreational, and occasional-use housing has increased. This data sheet contains county level housing data from the newest 2000 Census with some comparison data from the last 1990 Census.

"Kentucky: By the Numbers" is available online at <http://www.ca.uky.edu/snarl>.

<u>Total Housing</u>	<u>County</u>	<u>State</u>
Total Number of Housing Units (2000)	6,173	1,750,927
Total Number of Housing Units (1990)	5,328	1,506,845
<i>Percent Change in Total Number of Housing Units (1990-2000)</i>	<i>15.9%</i>	<i>16.2%</i>
Number of Occupied Housing Units (Owner and Renter) (2000)	5,422	1,590,647
Number of Occupied Housing Units (Owner and Renter) (1990)	4,713	1,379,782
<i>Percent of Total Housing Units that are Occupied (2000)</i>	<i>87.8%</i>	<i>90.8%</i>
<i>Percent of Total Housing Units that are Occupied (1990)</i>	<i>88.5%</i>	<i>91.6%</i>
Number of Vacant Housing Units (2000)	751	160,280
Number of Vacant Housing Units (1990)	615	127,063
<i>Percent of Total Housing Units that are Vacant (2000)</i>	<i>12.2%</i>	<i>9.2%</i>
<i>Percent of Total Housing Units that are Vacant (1990)</i>	<i>11.5%</i>	<i>8.4%</i>
<u>Owner-Occupied Housing</u>		
Number of Owner-Occupied Housing Units (2000)	4,400	1,125,397
<i>Percent of Occupied Housing Units that are Owner-Occupied (2000)</i>	<i>81.2%</i>	<i>70.8%</i>
Number of Owner-Occupied Housing Units inhabited by Married-Couple Families	2,852	720,726
Number of Owner-Occupied Housing Units inhabited by Families with Male Householder, no Wife Present	183	36,373
Number of Owner-Occupied Housing Units inhabited by Families with Female Householder, no Husband Present	345	99,067

< Continued on back side >

< Continued from front side >

Social and Economic Education for Development



KENTUCKY: BY THE NUMBERS
~ Housing 2000 ~

Lewis County



Julie N. Zimmerman and Nicole Breazeale
Community and Economic Development Programs, Rural Sociology

University of Kentucky, College of Agriculture

May, 2002

Owner-Occupied Housing (Continued)

County

State

Number of Owner-Occupied Housing Units inhabited by
Nonfamily Households (includes those Living Alone)

1,020

269,231

Average Household Size of Owner-Occupied Housing Units (2000)

2.57

2.55

Renter-Occupied Housing

Number of Renter-Occupied Housing Units (2000)

1,022

465,250

Percent of Occupied Housing Units that are Renter-Occupied (2000)

18.8%

29.2%

Number of Renter-Occupied Housing Units inhabited by Married-
Couple Families

422

137,218

Number of Renter-Occupied Housing Units inhabited by Families
with Male Householder, no Wife Present

65

22,124

Number of Renter-Occupied Housing Units inhabited by Families
with Female Householder, no Husband Present

182

88,890

Number of Renter-Occupied Housing Units inhabited by
Nonfamily Households (includes those Living Alone)

353

217,018

Average Household Size of Renter-Occupied Housing Units (2000)

2.51

2.27

Vacant Housing

Number of Vacant Housing Units that are for Seasonal, Recreational, or
Occasional Use (2000)

258

30,420

***Percent of Total Vacant Housing Units that are for Seasonal,
Recreational, or Occasional Use (2000)***

34.4%

19.0%

These data are from the U.S. Census Bureau and were downloaded from their website at
<http://www.census.gov>

County level housing data is also available from the Kentucky State Data Center at
<http://cbpa.louisville.edu/ksdc/>

SEED (Social and Economic Education for Development) is a program of the Kentucky Cooperative Extension Service at the University of Kentucky. Faculty draw on the resources of the Social & N Agricultural Resource Library (SNARL) and professional contacts at the University of Kentucky, other agencies, and community programs throughout the country. For more information contact your local Cooperative Extension office or Dr. Richard C. Maurer, SEED, 500 Garrigus Building, University of Kentucky, Lexington, KY 40546 or call (859) 257-7582.

Educational programs of the Kentucky Cooperative Extension Service serves all people regardless of race, color, age, sex, religion, disability, or national origin.



KENTUCKY: BY THE NUMBERS

~ Housing 2000 ~

Lincoln County

Julie N. Zimmerman and Nicole Breazeale

Community and Economic Development Programs, Rural Sociology

University of Kentucky, College of Agriculture

May, 2002

Just as the population has grown, the total number of housing units has also grown since the last Census. However, while Kentucky's population has increased by 9.7 percent in ten years, the number of housing units has grown by 16.2 percent. This is in part because the average household size has decreased, but also because seasonal, recreational, and occasional-use housing has increased. This data sheet contains county level housing data from the newest 2000 Census with some comparison data from the last 1990 Census.

"Kentucky: By the Numbers" is available online at <http://www.ca.uky.edu/snarl>.

<u>Total Housing</u>	<u>County</u>	<u>State</u>
Total Number of Housing Units (2000)	10,127	1,750,927
Total Number of Housing Units (1990)	7,985	1,506,845
<i>Percent Change in Total Number of Housing Units (1990-2000)</i>	<i>26.8%</i>	<i>16.2%</i>
Number of Occupied Housing Units (Owner and Renter) (2000)	9,206	1,590,647
Number of Occupied Housing Units (Owner and Renter) (1990)	7,431	1,379,782
<i>Percent of Total Housing Units that are Occupied (2000)</i>	<i>90.9%</i>	<i>90.8%</i>
<i>Percent of Total Housing Units that are Occupied (1990)</i>	<i>93.1%</i>	<i>91.6%</i>
Number of Vacant Housing Units (2000)	921	160,280
Number of Vacant Housing Units (1990)	554	127,063
<i>Percent of Total Housing Units that are Vacant (2000)</i>	<i>9.1%</i>	<i>9.2%</i>
<i>Percent of Total Housing Units that are Vacant (1990)</i>	<i>6.9%</i>	<i>8.4%</i>
<u>Owner-Occupied Housing</u>		
Number of Owner-Occupied Housing Units (2000)	7,266	1,125,397
<i>Percent of Occupied Housing Units that are Owner-Occupied (2000)</i>	<i>78.9%</i>	<i>70.8%</i>
Number of Owner-Occupied Housing Units inhabited by Married-Couple Families	4,656	720,726
Number of Owner-Occupied Housing Units inhabited by Families with Male Householder, no Wife Present	285	36,373
Number of Owner-Occupied Housing Units inhabited by Families with Female Householder, no Husband Present	602	99,067

< Continued on back side >

< Continued from front side >

Social and Economic Education for Development



KENTUCKY: BY THE NUMBERS
~ Housing 2000 ~

Lincoln County



Julie N. Zimmerman and Nicole Breazeale
Community and Economic Development Programs, Rural Sociology

University of Kentucky, College of Agriculture

May, 2002

Owner-Occupied Housing (Continued)

County State

Number of Owner-Occupied Housing Units inhabited by Nonfamily Households (includes those Living Alone)	1,723	269,231
---	-------	---------

Average Household Size of Owner-Occupied Housing Units (2000)	2.54	2.55
---	------	------

Renter-Occupied Housing

Number of Renter-Occupied Housing Units (2000)	1,940	465,250
--	-------	---------

<i>Percent of Occupied Housing Units that are Renter-Occupied (2000)</i>	<i>21.1%</i>	<i>29.2%</i>
--	--------------	--------------

Number of Renter-Occupied Housing Units inhabited by Married- Couple Families	741	137,218
--	-----	---------

Number of Renter-Occupied Housing Units inhabited by Families with Male Householder, no Wife Present	101	22,124
---	-----	--------

Number of Renter-Occupied Housing Units inhabited by Families with Female Householder, no Husband Present	347	88,890
--	-----	--------

Number of Renter-Occupied Housing Units inhabited by Nonfamily Households (includes those Living Alone)	751	217,018
--	-----	---------

Average Household Size of Renter-Occupied Housing Units (2000)	2.41	2.27
--	------	------

Vacant Housing

Number of Vacant Housing Units that are for Seasonal, Recreational, or Occasional Use (2000)	79	30,420
---	----	--------

<i>Percent of Total Vacant Housing Units that are for Seasonal, Recreational, or Occasional Use (2000)</i>	<i>8.6%</i>	<i>19.0%</i>
--	-------------	--------------

These data are from the U.S. Census Bureau and were downloaded from their website at
<http://www.census.gov>

County level housing data is also available from the Kentucky State Data Center at
<http://cbpa.louisville.edu/ksdc/>


SEED (Social and Economic Education for Development) is a program of the Kentucky Cooperative Extension Service at the University of Kentucky. Faculty draw on the resources of the Social 'N Agricultural Resource Library (SNARL) and professional contacts at the University of Kentucky, other agencies, and community programs throughout the country. For more information contact your local Cooperative Extension office or Dr. Richard C. Maurer, SEED, 500 Garrigus Building, University of Kentucky, Lexington, KY 40546 or call (859) 257-7582.

Educational programs of the Kentucky Cooperative Extension Service serves all people regardless of race, color, age, sex, religion, disability, or national origin.



KENTUCKY: BY THE NUMBERS

~ Housing 2000 ~

Livingston County

Julie N. Zimmerman and Nicole Breazeale
Community and Economic Development Programs, Rural Sociology

University of Kentucky, College of Agriculture

May, 2002

Just as the population has grown, the total number of housing units has also grown since the last Census. However, while Kentucky's population has increased by 9.7 percent in ten years, the number of housing units has grown by 16.2 percent. This is in part because the average household size has decreased, but also because seasonal, recreational, and occasional-use housing has increased. This data sheet contains county level housing data from the newest 2000 Census with some comparison data from the last 1990 Census.

"Kentucky: By the Numbers" is available online at <http://www.ca.uky.edu/snarl>.

<u>Total Housing</u>	<u>County</u>	<u>State</u>
Total Number of Housing Units (2000)	4,772	1,750,927
Total Number of Housing Units (1990)	4,177	1,506,845
<i>Percent Change in Total Number of Housing Units (1990-2000)</i>	<i>14.2%</i>	<i>16.2%</i>
Number of Occupied Housing Units (Owner and Renter) (2000)	3,996	1,590,647
Number of Occupied Housing Units (Owner and Renter) (1990)	3,593	1,379,782
<i>Percent of Total Housing Units that are Occupied (2000)</i>	<i>83.7%</i>	<i>90.8%</i>
<i>Percent of Total Housing Units that are Occupied (1990)</i>	<i>86.0%</i>	<i>91.6%</i>
Number of Vacant Housing Units (2000)	776	160,280
Number of Vacant Housing Units (1990)	584	127,063
<i>Percent of Total Housing Units that are Vacant (2000)</i>	<i>16.3%</i>	<i>9.2%</i>
<i>Percent of Total Housing Units that are Vacant (1990)</i>	<i>14.0%</i>	<i>8.4%</i>

Owner-Occupied Housing

Number of Owner-Occupied Housing Units (2000)	3,405	1,125,397
<i>Percent of Occupied Housing Units that are Owner-Occupied (2000)</i>	<i>85.2%</i>	<i>70.8%</i>
Number of Owner-Occupied Housing Units inhabited by Married-Couple Families	2,183	720,726
Number of Owner-Occupied Housing Units inhabited by Families with Male Householder, no Wife Present	132	36,373
Number of Owner-Occupied Housing Units inhabited by Families with Female Householder, no Husband Present	244	99,067

< Continued on back side >

< Continued from front side >

Social and Economic Education for Development



KENTUCKY: BY THE NUMBERS
~ Housing 2000 ~

Livingston County

Julie N. Zimmerman and Nicole Breazeale
Community and Economic Development Programs, Rural Sociology



University of Kentucky, College of Agriculture

May, 2002

Owner-Occupied Housing (Continued)

County **State**

Number of Owner-Occupied Housing Units inhabited by
Nonfamily Households (includes those Living Alone) 846 269,231

Average Household Size of Owner-Occupied Housing Units (2000) 2.44 2.55

Renter-Occupied Housing

Number of Renter-Occupied Housing Units (2000) 591 465,250

Percent of Occupied Housing Units that are Renter-Occupied (2000) ***14.8%*** ***29.2%***

Number of Renter-Occupied Housing Units inhabited by Married-
Couple Families 231 137,218

Number of Renter-Occupied Housing Units inhabited by Families
with Male Householder, no Wife Present 32 22,124

Number of Renter-Occupied Housing Units inhabited by Families
with Female Householder, no Husband Present 71 88,890

Number of Renter-Occupied Housing Units inhabited by
Nonfamily Households (includes those Living Alone) 257 217,018

Average Household Size of Renter-Occupied Housing Units (2000) 2.28 2.27

Vacant Housing

Number of Vacant Housing Units that are for Seasonal, Recreational, or
Occasional Use (2000) 242 30,420

***Percent of Total Vacant Housing Units that are for Seasonal,
Recreational, or Occasional Use (2000)*** ***31.2%*** ***19.0%***

These data are from the U.S. Census Bureau and were downloaded from their website at
<http://www.census.gov>

County level housing data is also available from the Kentucky State Data Center at
<http://cbpa.louisville.edu/ksdc/>


SEED (Social and Economic Education for Development) is a program of the Kentucky Cooperative Extension Service at the University of Kentucky. Faculty draw on the resources of the Social 'N Agricultural Resource Library (SNARL) and professional contacts at the University of Kentucky, other agencies, and community programs throughout the country. For more information contact your local Cooperative Extension office or Dr. Richard C. Maurer, SEED, 500 Garrigus Building, University of Kentucky, Lexington, KY 40546 or call (859) 257-7582.

Educational programs of the Kentucky Cooperative Extension Service serves all people regardless of race, color, age, sex, religion, disability, or national origin.



KENTUCKY: BY THE NUMBERS

~ Housing 2000 ~

Logan County

Julie N. Zimmerman and Nicole Breazeale
Community and Economic Development Programs, Rural Sociology

University of Kentucky, College of Agriculture

May, 2002

Just as the population has grown, the total number of housing units has also grown since the last Census. However, while Kentucky's population has increased by 9.7 percent in ten years, the number of housing units has grown by 16.2 percent. This is in part because the average household size has decreased, but also because seasonal, recreational, and occasional-use housing has increased. This data sheet contains county level housing data from the newest 2000 Census with some comparison data from the last 1990 Census.

"Kentucky: By the Numbers" is available online at <http://www.ca.uky.edu/snarl>.

<u>Total Housing</u>	<u>County</u>	<u>State</u>
Total Number of Housing Units (2000)	11,875	1,750,927
Total Number of Housing Units (1990)	10,303	1,506,845
<i>Percent Change in Total Number of Housing Units (1990-2000)</i>	<i>15.3%</i>	<i>16.2%</i>
Number of Occupied Housing Units (Owner and Renter) (2000)	10,506	1,590,647
Number of Occupied Housing Units (Owner and Renter) (1990)	9,302	1,379,782
<i>Percent of Total Housing Units that are Occupied (2000)</i>	<i>88.5%</i>	<i>90.8%</i>
<i>Percent of Total Housing Units that are Occupied (1990)</i>	<i>90.3%</i>	<i>91.6%</i>
Number of Vacant Housing Units (2000)	1,369	160,280
Number of Vacant Housing Units (1990)	1,001	127,063
<i>Percent of Total Housing Units that are Vacant (2000)</i>	<i>11.5%</i>	<i>9.2%</i>
<i>Percent of Total Housing Units that are Vacant (1990)</i>	<i>9.7%</i>	<i>8.4%</i>
<u>Owner-Occupied Housing</u>		
Number of Owner-Occupied Housing Units (2000)	7,897	1,125,397
<i>Percent of Occupied Housing Units that are Owner-Occupied (2000)</i>	<i>75.2%</i>	<i>70.8%</i>
Number of Owner-Occupied Housing Units inhabited by Married-Couple Families	5,103	720,726
Number of Owner-Occupied Housing Units inhabited by Families with Male Householder, no Wife Present	250	36,373
Number of Owner-Occupied Housing Units inhabited by Families with Female Householder, no Husband Present	637	99,067

< Continued on back side >

< Continued from front side >

Social and Economic Education for Development



KENTUCKY: BY THE NUMBERS

~ Housing 2000 ~

Logan County



Julie N. Zimmerman and Nicole Breazeale
Community and Economic Development Programs, Rural Sociology

University of Kentucky, College of Agriculture

May, 2002

Owner-Occupied Housing (Continued)

County

State

Number of Owner-Occupied Housing Units inhabited by
Nonfamily Households (includes those Living Alone)

1,907

269,231

Average Household Size of Owner-Occupied Housing Units (2000)

2.54

2.55

Renter-Occupied Housing

Number of Renter-Occupied Housing Units (2000)

2,609

465,250

Percent of Occupied Housing Units that are Renter-Occupied (2000)

24.8%

29.2%

Number of Renter-Occupied Housing Units inhabited by Married-
Couple Families

903

137,218

Number of Renter-Occupied Housing Units inhabited by Families
with Male Householder, no Wife Present

145

22,124

Number of Renter-Occupied Housing Units inhabited by Families
with Female Householder, no Husband Present

539

88,890

Number of Renter-Occupied Housing Units inhabited by
Nonfamily Households (includes those Living Alone)

1,022

217,018

Average Household Size of Renter-Occupied Housing Units (2000)

2.39

2.27

Vacant Housing

Number of Vacant Housing Units that are for Seasonal, Recreational, or
Occasional Use (2000)

274

30,420

***Percent of Total Vacant Housing Units that are for Seasonal,
Recreational, or Occasional Use (2000)***

20.0%

19.0%

These data are from the U.S. Census Bureau and were downloaded from their website at
<http://www.census.gov>

County level housing data is also available from the Kentucky State Data Center at
<http://cbpa.louisville.edu/ksdc/>

SEED (Social and Economic Education for Development) is a program of the Kentucky Cooperative Extension Service at the University of Kentucky. Faculty draw on the resources of the Social 'N Agricultural Resource Library (SNARL) and professional contacts at the University of Kentucky, other agencies, and community programs throughout the country. For more information contact your local Cooperative Extension office or Dr. Richard C. Maurer, SEED, 500 Garrigus Building, University of Kentucky, Lexington, KY 40546 or call (859) 257-7582.

Educational programs of the Kentucky Cooperative Extension Service serves all people regardless of race, color, age, sex, religion, disability, or national origin.



KENTUCKY: BY THE NUMBERS

~ Housing 2000 ~

Lyon County

Julie N. Zimmerman and Nicole Breazeale
Community and Economic Development Programs, Rural Sociology

University of Kentucky, College of Agriculture

May, 2002

Just as the population has grown, the total number of housing units has also grown since the last Census. However, while Kentucky's population has increased by 9.7 percent in ten years, the number of housing units has grown by 16.2 percent. This is in part because the average household size has decreased, but also because seasonal, recreational, and occasional-use housing has increased. This data sheet contains county level housing data from the newest 2000 Census with some comparison data from the last 1990 Census.

"Kentucky: By the Numbers" is available online at <http://www.ca.uky.edu/snarl>.

<u>Total Housing</u>	<u>County</u>	<u>State</u>
Total Number of Housing Units (2000)	4,189	1,750,927
Total Number of Housing Units (1990)	3,460	1,506,845
<i>Percent Change in Total Number of Housing Units (1990-2000)</i>	<i>21.1%</i>	<i>16.2%</i>
Number of Occupied Housing Units (Owner and Renter) (2000)	2,898	1,590,647
Number of Occupied Housing Units (Owner and Renter) (1990)	2,355	1,379,782
<i>Percent of Total Housing Units that are Occupied (2000)</i>	<i>69.2%</i>	<i>90.8%</i>
<i>Percent of Total Housing Units that are Occupied (1990)</i>	<i>68.1%</i>	<i>91.6%</i>
Number of Vacant Housing Units (2000)	1,291	160,280
Number of Vacant Housing Units (1990)	1,105	127,063
<i>Percent of Total Housing Units that are Vacant (2000)</i>	<i>30.8%</i>	<i>9.2%</i>
<i>Percent of Total Housing Units that are Vacant (1990)</i>	<i>31.9%</i>	<i>8.4%</i>
<u>Owner-Occupied Housing</u>		
Number of Owner-Occupied Housing Units (2000)	2,371	1,125,397
<i>Percent of Occupied Housing Units that are Owner-Occupied (2000)</i>	<i>81.8%</i>	<i>70.8%</i>
Number of Owner-Occupied Housing Units inhabited by Married-Couple Families	1,548	720,726
Number of Owner-Occupied Housing Units inhabited by Families with Male Householder, no Wife Present	50	36,373
Number of Owner-Occupied Housing Units inhabited by Families with Female Householder, no Husband Present	155	99,067

< Continued on back side >

< Continued from front side >

Social and Economic Education for Development



KENTUCKY: BY THE NUMBERS
~ Housing 2000 ~

Lyon County



Julie N. Zimmerman and Nicole Breazeale
Community and Economic Development Programs, Rural Sociology

University of Kentucky, College of Agriculture

May, 2002

Owner-Occupied Housing (Continued)

County

State

Number of Owner-Occupied Housing Units inhabited by
Nonfamily Households (includes those Living Alone)

618

269,231

Average Household Size of Owner-Occupied Housing Units (2000)

2.29

2.55

Renter-Occupied Housing

Number of Renter-Occupied Housing Units (2000)

527

465,250

Percent of Occupied Housing Units that are Renter-Occupied (2000)

18.2%

29.2%

Number of Renter-Occupied Housing Units inhabited by Married-
Couple Families

186

137,218

Number of Renter-Occupied Housing Units inhabited by Families
with Male Householder, no Wife Present

25

22,124

Number of Renter-Occupied Housing Units inhabited by Families
with Female Householder, no Husband Present

79

88,890

Number of Renter-Occupied Housing Units inhabited by
Nonfamily Households (includes those Living Alone)

237

217,018

Average Household Size of Renter-Occupied Housing Units (2000)

2.11

2.27

Vacant Housing

Number of Vacant Housing Units that are for Seasonal, Recreational, or
Occasional Use (2000)

954

30,420

***Percent of Total Vacant Housing Units that are for Seasonal,
Recreational, or Occasional Use (2000)***

73.9%

19.0%

These data are from the U.S. Census Bureau and were downloaded from their website at
<http://www.census.gov>

County level housing data is also available from the Kentucky State Data Center at
<http://cbpa.louisville.edu/ksdc/>

SEED (Social and Economic Education for Development) is a program of the Kentucky Cooperative Extension Service at the University of Kentucky. Faculty draw on the resources of the Social 'N Agricultural Resource Library (SNARL) and professional contacts at the University of Kentucky, other agencies, and community programs throughout the country. For more information contact your local Cooperative Extension office or Dr. Richard C. Maurer, SEED, 500 Garrigus Building, University of Kentucky, Lexington, KY 40546 or call (859) 257-7582.

Educational programs of the Kentucky Cooperative Extension Service serves all people regardless of race, color, age, sex, religion, disability, or national origin.



KENTUCKY: BY THE NUMBERS

~ Housing 2000 ~

McCracken County

Julie N. Zimmerman and Nicole Breazeale

Community and Economic Development Programs, Rural Sociology

University of Kentucky, College of Agriculture

May, 2002

Just as the population has grown, the total number of housing units has also grown since the last Census. However, while Kentucky's population has increased by 9.7 percent in ten years, the number of housing units has grown by 16.2 percent. This is in part because the average household size has decreased, but also because seasonal, recreational, and occasional-use housing has increased. This data sheet contains county level housing data from the newest 2000 Census with some comparison data from the last 1990 Census.

"Kentucky: By the Numbers" is available online at <http://www.ca.uky.edu/snarl>.

<u>Total Housing</u>	<u>County</u>	<u>State</u>
Total Number of Housing Units (2000)	30,361	1,750,927
Total Number of Housing Units (1990)	27,581	1,506,845
<i>Percent Change in Total Number of Housing Units (1990-2000)</i>	<i>10.1%</i>	<i>16.2%</i>
Number of Occupied Housing Units (Owner and Renter) (2000)	27,736	1,590,647
Number of Occupied Housing Units (Owner and Renter) (1990)	25,625	1,379,782
<i>Percent of Total Housing Units that are Occupied (2000)</i>	<i>91.4%</i>	<i>90.8%</i>
<i>Percent of Total Housing Units that are Occupied (1990)</i>	<i>92.9%</i>	<i>91.6%</i>
Number of Vacant Housing Units (2000)	2,625	160,280
Number of Vacant Housing Units (1990)	1,956	127,063
<i>Percent of Total Housing Units that are Vacant (2000)</i>	<i>8.6%</i>	<i>9.2%</i>
<i>Percent of Total Housing Units that are Vacant (1990)</i>	<i>7.1%</i>	<i>8.4%</i>
<u>Owner-Occupied Housing</u>		
Number of Owner-Occupied Housing Units (2000)	19,054	1,125,397
<i>Percent of Occupied Housing Units that are Owner-Occupied (2000)</i>	<i>68.7%</i>	<i>70.8%</i>
Number of Owner-Occupied Housing Units inhabited by Married-Couple Families	12,093	720,726
Number of Owner-Occupied Housing Units inhabited by Families with Male Householder, no Wife Present	514	36,373
Number of Owner-Occupied Housing Units inhabited by Families with Female Householder, no Husband Present	1,551	99,067

< Continued on back side >

< Continued from front side >

Social and Economic Education for Development



KENTUCKY: BY THE NUMBERS
~ Housing 2000 ~

McCracken County

Julie N. Zimmerman and Nicole Breazeale
Community and Economic Development Programs, Rural Sociology



University of Kentucky, College of Agriculture

May, 2002

Owner-Occupied Housing (Continued)

County **State**

Number of Owner-Occupied Housing Units inhabited by
Nonfamily Households (includes those Living Alone) 4,896 269,231

Average Household Size of Owner-Occupied Housing Units (2000) 2.41 2.55

Renter-Occupied Housing

Number of Renter-Occupied Housing Units (2000) 8,682 465,250

Percent of Occupied Housing Units that are Renter-Occupied (2000) ***31.3%*** ***29.2%***

Number of Renter-Occupied Housing Units inhabited by Married-
Couple Families 2,088 137,218

Number of Renter-Occupied Housing Units inhabited by Families
with Male Householder, no Wife Present 373 22,124

Number of Renter-Occupied Housing Units inhabited by Families
with Female Householder, no Husband Present 1,838 88,890

Number of Renter-Occupied Housing Units inhabited by
Nonfamily Households (includes those Living Alone) 4,383 217,018

Average Household Size of Renter-Occupied Housing Units (2000) 2.1 2.27

Vacant Housing

Number of Vacant Housing Units that are for Seasonal, Recreational, or
Occasional Use (2000) 112 30,420

***Percent of Total Vacant Housing Units that are for Seasonal,
Recreational, or Occasional Use (2000)*** ***4.3%*** ***19.0%***

These data are from the U.S. Census Bureau and were downloaded from their website at
<http://www.census.gov>

County level housing data is also available from the Kentucky State Data Center at
<http://cbpa.louisville.edu/ksdc/>


SEED (Social and Economic Education for Development) is a program of the Kentucky Cooperative Extension Service at the University of Kentucky. Faculty draw on the resources of the Social 'N Agricultural Resource Library (SNARL) and professional contacts at the University of Kentucky, other agencies, and community programs throughout the country. For more information contact your local Cooperative Extension office or Dr. Richard C. Maurer, SEED, 500 Garrigus Building, University of Kentucky, Lexington, KY 40546 or call (859) 257-7582.

Educational programs of the Kentucky Cooperative Extension Service serves all people regardless of race, color, age, sex, religion, disability, or national origin.



KENTUCKY: BY THE NUMBERS

~ Housing 2000 ~

McCreary County

Julie N. Zimmerman and Nicole Breazeale

Community and Economic Development Programs, Rural Sociology

University of Kentucky, College of Agriculture

May, 2002

Just as the population has grown, the total number of housing units has also grown since the last Census. However, while Kentucky's population has increased by 9.7 percent in ten years, the number of housing units has grown by 16.2 percent. This is in part because the average household size has decreased, but also because seasonal, recreational, and occasional-use housing has increased. This data sheet contains county level housing data from the newest 2000 Census with some comparison data from the last 1990 Census.

"Kentucky: By the Numbers" is available online at <http://www.ca.uky.edu/snarl>.

<u>Total Housing</u>	<u>County</u>	<u>State</u>
Total Number of Housing Units (2000)	7,405	1,750,927
Total Number of Housing Units (1990)	6,039	1,506,845
<i>Percent Change in Total Number of Housing Units (1990-2000)</i>	22.6%	16.2%
Number of Occupied Housing Units (Owner and Renter) (2000)	6,520	1,590,647
Number of Occupied Housing Units (Owner and Renter) (1990)	5,479	1,379,782
<i>Percent of Total Housing Units that are Occupied (2000)</i>	88.0%	90.8%
<i>Percent of Total Housing Units that are Occupied (1990)</i>	90.7%	91.6%
Number of Vacant Housing Units (2000)	885	160,280
Number of Vacant Housing Units (1990)	560	127,063
<i>Percent of Total Housing Units that are Vacant (2000)</i>	12.0%	9.2%
<i>Percent of Total Housing Units that are Vacant (1990)</i>	9.3%	8.4%
<u>Owner-Occupied Housing</u>		
Number of Owner-Occupied Housing Units (2000)	4,933	1,125,397
<i>Percent of Occupied Housing Units that are Owner-Occupied (2000)</i>	75.7%	70.8%
Number of Owner-Occupied Housing Units inhabited by Married-Couple Families	3,003	720,726
Number of Owner-Occupied Housing Units inhabited by Families with Male Householder, no Wife Present	208	36,373
Number of Owner-Occupied Housing Units inhabited by Families with Female Householder, no Husband Present	524	99,067

< Continued on back side >

< Continued from front side >

Social and Economic Education for Development



KENTUCKY: BY THE NUMBERS
~ Housing 2000 ~

McCreary County

Julie N. Zimmerman and Nicole Breazeale
Community and Economic Development Programs, Rural Sociology



University of Kentucky, College of Agriculture

May, 2002

Owner-Occupied Housing (Continued)

County **State**

Number of Owner-Occupied Housing Units inhabited by
Nonfamily Households (includes those Living Alone) 1,198 269,231

Average Household Size of Owner-Occupied Housing Units (2000) 2.59 2.55

Renter-Occupied Housing

Number of Renter-Occupied Housing Units (2000) 1,587 465,250

Percent of Occupied Housing Units that are Renter-Occupied (2000) ***24.3%*** ***29.2%***

Number of Renter-Occupied Housing Units inhabited by Married-
Couple Families 552 137,218

Number of Renter-Occupied Housing Units inhabited by Families
with Male Householder, no Wife Present 94 22,124

Number of Renter-Occupied Housing Units inhabited by Families
with Female Householder, no Husband Present 375 88,890

Number of Renter-Occupied Housing Units inhabited by
Nonfamily Households (includes those Living Alone) 566 217,018

Average Household Size of Renter-Occupied Housing Units (2000) 2.44 2.27

Vacant Housing

Number of Vacant Housing Units that are for Seasonal, Recreational, or
Occasional Use (2000) 166 30,420

***Percent of Total Vacant Housing Units that are for Seasonal,
Recreational, or Occasional Use (2000)*** ***18.8%*** ***19.0%***

These data are from the U.S. Census Bureau and were downloaded from their website at
<http://www.census.gov>

County level housing data is also available from the Kentucky State Data Center at
<http://cbpa.louisville.edu/ksdc/>

SEED (Social and Economic Education for Development) is a program of the Kentucky Cooperative Extension Service at the University of Kentucky. Faculty draw on the resources of the Social 'N Agricultural Resource Library (SNARL) and professional contacts at the University of Kentucky, other agencies, and community programs throughout the country. For more information contact your local Cooperative Extension office or Dr. Richard C. Maurer, SEED, 500 Garrigus Building, University of Kentucky, Lexington, KY 40546 or call (859) 257-7582.

Educational programs of the Kentucky Cooperative Extension Service serves all people regardless of race, color, age, sex, religion, disability, or national origin.

--