



KENTUCKY: BY THE NUMBERS

~ Housing 2000 ~

Daviess County

Julie N. Zimmerman and Nicole Breazeale
Community and Economic Development Programs, Rural Sociology

University of Kentucky, College of Agriculture

May, 2002

Just as the population has grown, the total number of housing units has also grown since the last Census. However, while Kentucky's population has increased by 9.7 percent in ten years, the number of housing units has grown by 16.2 percent. This is in part because the average household size has decreased, but also because seasonal, recreational, and occasional-use housing has increased. This data sheet contains county level housing data from the newest 2000 Census with some comparison data from the last 1990 Census.

"Kentucky: By the Numbers" is available online at <http://www.ca.uky.edu/snarl>.

<u>Total Housing</u>	<u>County</u>	<u>State</u>
Total Number of Housing Units (2000)	38,432	1,750,927
Total Number of Housing Units (1990)	35,041	1,506,845
<i>Percent Change in Total Number of Housing Units (1990-2000)</i>	<i>9.7%</i>	<i>16.2%</i>
Number of Occupied Housing Units (Owner and Renter) (2000)	36,033	1,590,647
Number of Occupied Housing Units (Owner and Renter) (1990)	33,036	1,379,782
<i>Percent of Total Housing Units that are Occupied (2000)</i>	<i>93.8%</i>	<i>90.8%</i>
<i>Percent of Total Housing Units that are Occupied (1990)</i>	<i>94.3%</i>	<i>91.6%</i>
Number of Vacant Housing Units (2000)	2,399	160,280
Number of Vacant Housing Units (1990)	2,005	127,063
<i>Percent of Total Housing Units that are Vacant (2000)</i>	<i>6.2%</i>	<i>9.2%</i>
<i>Percent of Total Housing Units that are Vacant (1990)</i>	<i>5.7%</i>	<i>8.4%</i>
<u>Owner-Occupied Housing</u>		
Number of Owner-Occupied Housing Units (2000)	25,326	1,125,397
<i>Percent of Occupied Housing Units that are Owner-Occupied (2000)</i>	<i>70.3%</i>	<i>70.8%</i>
Number of Owner-Occupied Housing Units inhabited by Married-Couple Families	16,442	720,726
Number of Owner-Occupied Housing Units inhabited by Families with Male Householder, no Wife Present	708	36,373
Number of Owner-Occupied Housing Units inhabited by Families with Female Householder, no Husband Present	2,154	99,067

< Continued on back side >

< Continued from front side >

Social and Economic Education for Development



KENTUCKY: BY THE NUMBERS
~ Housing 2000 ~

Daviess County



Julie N. Zimmerman and Nicole Breazeale
Community and Economic Development Programs, Rural Sociology

University of Kentucky, College of Agriculture

May, 2002

Owner-Occupied Housing (Continued)

County

State

Number of Owner-Occupied Housing Units inhabited by
Nonfamily Households (includes those Living Alone)

6,022

269,231

Average Household Size of Owner-Occupied Housing Units (2000)

2.57

2.55

Renter-Occupied Housing

Number of Renter-Occupied Housing Units (2000)

10,707

465,250

Percent of Occupied Housing Units that are Renter-Occupied (2000)

29.7%

29.2%

Number of Renter-Occupied Housing Units inhabited by Married-
Couple Families

2,888

137,218

Number of Renter-Occupied Housing Units inhabited by Families
with Male Householder, no Wife Present

543

22,124

Number of Renter-Occupied Housing Units inhabited by Families
with Female Householder, no Husband Present

2,093

88,890

Number of Renter-Occupied Housing Units inhabited by
Nonfamily Households (includes those Living Alone)

5,183

217,018

Average Household Size of Renter-Occupied Housing Units (2000)

2.22

2.27

Vacant Housing

Number of Vacant Housing Units that are for Seasonal, Recreational, or
Occasional Use (2000)

169

30,420

***Percent of Total Vacant Housing Units that are for Seasonal,
Recreational, or Occasional Use (2000)***

7.0%

19.0%

These data are from the U.S. Census Bureau and were downloaded from their website at
<http://www.census.gov>

County level housing data is also available from the Kentucky State Data Center at
<http://cbpa.louisville.edu/ksdc/>

SEED (Social and Economic Education for Development) is a program of the Kentucky Cooperative Extension Service at the University of Kentucky. Faculty draw on the resources of the Social 'N Agricultural Resource Library (SNARL) and professional contacts at the University of Kentucky, other agencies, and community programs throughout the country. For more information contact your local Cooperative Extension office or Dr. Richard C. Maurer, SEED, 500 Garrigus Building, University of Kentucky, Lexington, KY 40546 or call (859) 257-7582.

Educational programs of the Kentucky Cooperative Extension Service serves all people regardless of race, color, age, sex, religion, disability, or national origin.



KENTUCKY: BY THE NUMBERS

~ Housing 2000 ~

Edmonson County

Julie N. Zimmerman and Nicole Breazeale

Community and Economic Development Programs, Rural Sociology

University of Kentucky, College of Agriculture

May, 2002

Just as the population has grown, the total number of housing units has also grown since the last Census. However, while Kentucky's population has increased by 9.7 percent in ten years, the number of housing units has grown by 16.2 percent. This is in part because the average household size has decreased, but also because seasonal, recreational, and occasional-use housing has increased. This data sheet contains county level housing data from the newest 2000 Census with some comparison data from the last 1990 Census.

"Kentucky: By the Numbers" is available online at <http://www.ca.uky.edu/snarl>.

<u>Total Housing</u>	<u>County</u>	<u>State</u>
Total Number of Housing Units (2000)	6,104	1,750,927
Total Number of Housing Units (1990)	5,009	1,506,845
<i>Percent Change in Total Number of Housing Units (1990-2000)</i>	<i>21.9%</i>	<i>16.2%</i>
Number of Occupied Housing Units (Owner and Renter) (2000)	4,648	1,590,647
Number of Occupied Housing Units (Owner and Renter) (1990)	3,843	1,379,782
<i>Percent of Total Housing Units that are Occupied (2000)</i>	<i>76.1%</i>	<i>90.8%</i>
<i>Percent of Total Housing Units that are Occupied (1990)</i>	<i>76.7%</i>	<i>91.6%</i>
Number of Vacant Housing Units (2000)	1,456	160,280
Number of Vacant Housing Units (1990)	1,166	127,063
<i>Percent of Total Housing Units that are Vacant (2000)</i>	<i>23.9%</i>	<i>9.2%</i>
<i>Percent of Total Housing Units that are Vacant (1990)</i>	<i>23.3%</i>	<i>8.4%</i>

Owner-Occupied Housing

Number of Owner-Occupied Housing Units (2000)	3,977	1,125,397
<i>Percent of Occupied Housing Units that are Owner-Occupied (2000)</i>	<i>85.6%</i>	<i>70.8%</i>
Number of Owner-Occupied Housing Units inhabited by Married-Couple Families	2,659	720,726
Number of Owner-Occupied Housing Units inhabited by Families with Male Householder, no Wife Present	131	36,373
Number of Owner-Occupied Housing Units inhabited by Families with Female Householder, no Husband Present	291	99,067

< Continued on back side >

< Continued from front side >

Social and Economic Education for Development



KENTUCKY: BY THE NUMBERS
~ Housing 2000 ~

Edmonson County

Julie N. Zimmerman and Nicole Breazeale
Community and Economic Development Programs, Rural Sociology



University of Kentucky, College of Agriculture

May, 2002

Owner-Occupied Housing (Continued)

County **State**

Number of Owner-Occupied Housing Units inhabited by
Nonfamily Households (includes those Living Alone) 896 269,231

Average Household Size of Owner-Occupied Housing Units (2000) 2.5 2.55

Renter-Occupied Housing

Number of Renter-Occupied Housing Units (2000) 671 465,250

Percent of Occupied Housing Units that are Renter-Occupied (2000) ***14.4%*** ***29.2%***

Number of Renter-Occupied Housing Units inhabited by Married-
Couple Families 234 137,218

Number of Renter-Occupied Housing Units inhabited by Families
with Male Householder, no Wife Present 24 22,124

Number of Renter-Occupied Housing Units inhabited by Families
with Female Householder, no Husband Present 122 88,890

Number of Renter-Occupied Housing Units inhabited by
Nonfamily Households (includes those Living Alone) 291 217,018

Average Household Size of Renter-Occupied Housing Units (2000) 2.3 2.27

Vacant Housing

Number of Vacant Housing Units that are for Seasonal, Recreational, or
Occasional Use (2000) 1,087 30,420

***Percent of Total Vacant Housing Units that are for Seasonal,
Recreational, or Occasional Use (2000)*** ***74.7%*** ***19.0%***

These data are from the U.S. Census Bureau and were downloaded from their website at
<http://www.census.gov>

County level housing data is also available from the Kentucky State Data Center at
<http://cbpa.louisville.edu/ksdc/>

SEED (Social and Economic Education for Development) is a program of the Kentucky Cooperative Extension Service at the University of Kentucky. Faculty draw on the resources of the Social 'N Agricultural Resource Library (SNARL) and professional contacts at the University of Kentucky, other agencies, and community programs throughout the country. For more information contact your local Cooperative Extension office or Dr. Richard C. Maurer, SEED, 500 Garrigus Building, University of Kentucky, Lexington, KY 40546 or call (859) 257-7582.

Educational programs of the Kentucky Cooperative Extension Service serves all people regardless of race, color, age, sex, religion, disability, or national origin.



KENTUCKY: BY THE NUMBERS

~ Housing 2000 ~

Elliott County

Julie N. Zimmerman and Nicole Breazeale
Community and Economic Development Programs, Rural Sociology

University of Kentucky, College of Agriculture

May, 2002

Just as the population has grown, the total number of housing units has also grown since the last Census. However, while Kentucky's population has increased by 9.7 percent in ten years, the number of housing units has grown by 16.2 percent. This is in part because the average household size has decreased, but also because seasonal, recreational, and occasional-use housing has increased. This data sheet contains county level housing data from the newest 2000 Census with some comparison data from the last 1990 Census.

"Kentucky: By the Numbers" is available online at <http://www.ca.uky.edu/snarl>.

<u>Total Housing</u>	<u>County</u>	<u>State</u>
Total Number of Housing Units (2000)	3,107	1,750,927
Total Number of Housing Units (1990)	2,639	1,506,845
<i>Percent Change in Total Number of Housing Units (1990-2000)</i>	<i>17.7%</i>	<i>16.2%</i>
Number of Occupied Housing Units (Owner and Renter) (2000)	2,638	1,590,647
Number of Occupied Housing Units (Owner and Renter) (1990)	2,324	1,379,782
<i>Percent of Total Housing Units that are Occupied (2000)</i>	<i>84.9%</i>	<i>90.8%</i>
<i>Percent of Total Housing Units that are Occupied (1990)</i>	<i>88.1%</i>	<i>91.6%</i>
Number of Vacant Housing Units (2000)	469	160,280
Number of Vacant Housing Units (1990)	315	127,063
<i>Percent of Total Housing Units that are Vacant (2000)</i>	<i>15.1%</i>	<i>9.2%</i>
<i>Percent of Total Housing Units that are Vacant (1990)</i>	<i>11.9%</i>	<i>8.4%</i>
<u>Owner-Occupied Housing</u>		
Number of Owner-Occupied Housing Units (2000)	2,171	1,125,397
<i>Percent of Occupied Housing Units that are Owner-Occupied (2000)</i>	<i>82.3%</i>	<i>70.8%</i>
Number of Owner-Occupied Housing Units inhabited by Married-Couple Families	1,411	720,726
Number of Owner-Occupied Housing Units inhabited by Families with Male Householder, no Wife Present	71	36,373
Number of Owner-Occupied Housing Units inhabited by Families with Female Householder, no Husband Present	166	99,067

< Continued on back side >

< Continued from front side >

Social and Economic Education for Development



KENTUCKY: BY THE NUMBERS
~ Housing 2000 ~

Elliott County



Julie N. Zimmerman and Nicole Breazeale
Community and Economic Development Programs, Rural Sociology

University of Kentucky, College of Agriculture

May, 2002

Owner-Occupied Housing (Continued)

County

State

Number of Owner-Occupied Housing Units inhabited by Nonfamily Households (includes those Living Alone)	523	269,231
--	-----	---------

Average Household Size of Owner-Occupied Housing Units (2000)	2.56	2.55
---	------	------

Renter-Occupied Housing

Number of Renter-Occupied Housing Units (2000)	467	465,250
--	-----	---------

<i>Percent of Occupied Housing Units that are Renter-Occupied (2000)</i>	<i>17.7%</i>	<i>29.2%</i>
--	--------------	--------------

Number of Renter-Occupied Housing Units inhabited by Married-Couple Families	172	137,218
--	-----	---------

Number of Renter-Occupied Housing Units inhabited by Families with Male Householder, no Wife Present	16	22,124
--	----	--------

Number of Renter-Occupied Housing Units inhabited by Families with Female Householder, no Husband Present	90	88,890
---	----	--------

Number of Renter-Occupied Housing Units inhabited by Nonfamily Households (includes those Living Alone)	189	217,018
---	-----	---------

Average Household Size of Renter-Occupied Housing Units (2000)	2.4	2.27
--	-----	------

Vacant Housing

Number of Vacant Housing Units that are for Seasonal, Recreational, or Occasional Use (2000)	62	30,420
--	----	--------

<i>Percent of Total Vacant Housing Units that are for Seasonal, Recreational, or Occasional Use (2000)</i>	<i>13.2%</i>	<i>19.0%</i>
--	--------------	--------------

These data are from the U.S. Census Bureau and were downloaded from their website at
<http://www.census.gov>

County level housing data is also available from the Kentucky State Data Center at
<http://cbpa.louisville.edu/ksdc/>

SEED (Social and Economic Education for Development) is a program of the Kentucky Cooperative Extension Service at the University of Kentucky. Faculty draw on the resources of the Social 'N Agricultural Resource Library (SNARL) and professional contacts at the University of Kentucky, other agencies, and community programs throughout the country. For more information contact your local Cooperative Extension office or Dr. Richard C. Maurer, SEED, 500 Garrigus Building, University of Kentucky, Lexington, KY 40546 or call (859) 257-7582.

Educational programs of the Kentucky Cooperative Extension Service serves all people regardless of race, color, age, sex, religion, disability, or national origin.



KENTUCKY: BY THE NUMBERS

~ Housing 2000 ~

Estill County

Julie N. Zimmerman and Nicole Breazeale
Community and Economic Development Programs, Rural Sociology

University of Kentucky, College of Agriculture

May, 2002

Just as the population has grown, the total number of housing units has also grown since the last Census. However, while Kentucky's population has increased by 9.7 percent in ten years, the number of housing units has grown by 16.2 percent. This is in part because the average household size has decreased, but also because seasonal, recreational, and occasional-use housing has increased. This data sheet contains county level housing data from the newest 2000 Census with some comparison data from the last 1990 Census.

"Kentucky: By the Numbers" is available online at <http://www.ca.uky.edu/snarl>.

<u>Total Housing</u>	<u>County</u>	<u>State</u>
Total Number of Housing Units (2000)	6,824	1,750,927
Total Number of Housing Units (1990)	5,863	1,506,845
<i>Percent Change in Total Number of Housing Units (1990-2000)</i>	<i>16.4%</i>	<i>16.2%</i>
Number of Occupied Housing Units (Owner and Renter) (2000)	6,108	1,590,647
Number of Occupied Housing Units (Owner and Renter) (1990)	5,357	1,379,782
<i>Percent of Total Housing Units that are Occupied (2000)</i>	<i>89.5%</i>	<i>90.8%</i>
<i>Percent of Total Housing Units that are Occupied (1990)</i>	<i>91.4%</i>	<i>91.6%</i>
Number of Vacant Housing Units (2000)	716	160,280
Number of Vacant Housing Units (1990)	506	127,063
<i>Percent of Total Housing Units that are Vacant (2000)</i>	<i>10.5%</i>	<i>9.2%</i>
<i>Percent of Total Housing Units that are Vacant (1990)</i>	<i>8.6%</i>	<i>8.4%</i>
<u>Owner-Occupied Housing</u>		
Number of Owner-Occupied Housing Units (2000)	4,519	1,125,397
<i>Percent of Occupied Housing Units that are Owner-Occupied (2000)</i>	<i>74.0%</i>	<i>70.8%</i>
Number of Owner-Occupied Housing Units inhabited by Married-Couple Families	2,842	720,726
Number of Owner-Occupied Housing Units inhabited by Families with Male Householder, no Wife Present	178	36,373
Number of Owner-Occupied Housing Units inhabited by Families with Female Householder, no Husband Present	434	99,067

< Continued on back side >

< Continued from front side >

Social and Economic Education for Development



KENTUCKY: BY THE NUMBERS
~ Housing 2000 ~

Estill County



Julie N. Zimmerman and Nicole Breazeale
Community and Economic Development Programs, Rural Sociology

University of Kentucky, College of Agriculture

May, 2002

Owner-Occupied Housing (Continued)

County **State**

Number of Owner-Occupied Housing Units inhabited by
Nonfamily Households (includes those Living Alone) 1,065 269,231

Average Household Size of Owner-Occupied Housing Units (2000) 2.53 2.55

Renter-Occupied Housing

Number of Renter-Occupied Housing Units (2000) 1,589 465,250

Percent of Occupied Housing Units that are Renter-Occupied (2000) ***26.0%*** ***29.2%***

Number of Renter-Occupied Housing Units inhabited by Married-
Couple Families 544 137,218

Number of Renter-Occupied Housing Units inhabited by Families
with Male Householder, no Wife Present 81 22,124

Number of Renter-Occupied Housing Units inhabited by Families
with Female Householder, no Husband Present 353 88,890

Number of Renter-Occupied Housing Units inhabited by
Nonfamily Households (includes those Living Alone) 611 217,018

Average Household Size of Renter-Occupied Housing Units (2000) 2.34 2.27

Vacant Housing

Number of Vacant Housing Units that are for Seasonal, Recreational, or
Occasional Use (2000) 100 30,420

***Percent of Total Vacant Housing Units that are for Seasonal,
Recreational, or Occasional Use (2000)*** ***14.0%*** ***19.0%***

These data are from the U.S. Census Bureau and were downloaded from their website at
<http://www.census.gov>

County level housing data is also available from the Kentucky State Data Center at
<http://cbpa.louisville.edu/ksdc/>

SEED (Social and Economic Education for Development) is a program of the Kentucky Cooperative Extension Service at the University of Kentucky. Faculty draw on the resources of the Social 'N Agricultural Resource Library (SNARL) and professional contacts at the University of Kentucky, other agencies, and community programs throughout the country. For more information contact your local Cooperative Extension office or Dr. Richard C. Maurer, SEED, 500 Garrigus Building, University of Kentucky, Lexington, KY 40546 or call (859) 257-7582.

Educational programs of the Kentucky Cooperative Extension Service serves all people regardless of race, color, age, sex, religion, disability, or national origin.



KENTUCKY: BY THE NUMBERS

~ Housing 2000 ~

Fayette County

Julie N. Zimmerman and Nicole Breazeale

Community and Economic Development Programs, Rural Sociology

University of Kentucky, College of Agriculture

May, 2002

Just as the population has grown, the total number of housing units has also grown since the last Census. However, while Kentucky's population has increased by 9.7 percent in ten years, the number of housing units has grown by 16.2 percent. This is in part because the average household size has decreased, but also because seasonal, recreational, and occasional-use housing has increased. This data sheet contains county level housing data from the newest 2000 Census with some comparison data from the last 1990 Census.

"Kentucky: By the Numbers" is available online at <http://www.ca.uky.edu/snarl>.

<u>Total Housing</u>	<u>County</u>	<u>State</u>
Total Number of Housing Units (2000)	116,167	1,750,927
Total Number of Housing Units (1990)	97,742	1,506,845
<i>Percent Change in Total Number of Housing Units (1990-2000)</i>	<i>18.9%</i>	<i>16.2%</i>
Number of Occupied Housing Units (Owner and Renter) (2000)	108,288	1,590,647
Number of Occupied Housing Units (Owner and Renter) (1990)	89,529	1,379,782
<i>Percent of Total Housing Units that are Occupied (2000)</i>	<i>93.2%</i>	<i>90.8%</i>
<i>Percent of Total Housing Units that are Occupied (1990)</i>	<i>91.6%</i>	<i>91.6%</i>
Number of Vacant Housing Units (2000)	7,879	160,280
Number of Vacant Housing Units (1990)	8,213	127,063
<i>Percent of Total Housing Units that are Vacant (2000)</i>	<i>6.8%</i>	<i>9.2%</i>
<i>Percent of Total Housing Units that are Vacant (1990)</i>	<i>8.4%</i>	<i>8.4%</i>
<u>Owner-Occupied Housing</u>		
Number of Owner-Occupied Housing Units (2000)	59,889	1,125,397
<i>Percent of Occupied Housing Units that are Owner-Occupied (2000)</i>	<i>55.3%</i>	<i>70.8%</i>
Number of Owner-Occupied Housing Units inhabited by Married-Couple Families	36,674	720,726
Number of Owner-Occupied Housing Units inhabited by Families with Male Householder, no Wife Present	1,443	36,373
Number of Owner-Occupied Housing Units inhabited by Families with Female Householder, no Husband Present	5,292	99,067

< Continued on back side >

< Continued from front side >

Social and Economic Education for Development



KENTUCKY: BY THE NUMBERS
~ Housing 2000 ~

Fayette County



Julie N. Zimmerman and Nicole Breazeale
Community and Economic Development Programs, Rural Sociology

University of Kentucky, College of Agriculture

May, 2002

Owner-Occupied Housing (Continued)

County **State**

Number of Owner-Occupied Housing Units inhabited by
Nonfamily Households (includes those Living Alone) 16,480 269,231

Average Household Size of Owner-Occupied Housing Units (2000) 2.47 2.55

Renter-Occupied Housing

Number of Renter-Occupied Housing Units (2000) 48,399 465,250

Percent of Occupied Housing Units that are Renter-Occupied (2000) ***44.7%*** ***29.2%***

Number of Renter-Occupied Housing Units inhabited by Married-
Couple Families 10,400 137,218

Number of Renter-Occupied Housing Units inhabited by Families
with Male Householder, no Wife Present 1,961 22,124

Number of Renter-Occupied Housing Units inhabited by Families
with Female Householder, no Husband Present 7,185 88,890

Number of Renter-Occupied Housing Units inhabited by
Nonfamily Households (includes those Living Alone) 28,853 217,018

Average Household Size of Renter-Occupied Housing Units (2000) 2.07 2.27

Vacant Housing

Number of Vacant Housing Units that are for Seasonal, Recreational, or
Occasional Use (2000) 880 30,420

***Percent of Total Vacant Housing Units that are for Seasonal,
Recreational, or Occasional Use (2000)*** ***11.2%*** ***19.0%***

These data are from the U.S. Census Bureau and were downloaded from their website at
<http://www.census.gov>

County level housing data is also available from the Kentucky State Data Center at
<http://cbpa.louisville.edu/ksdc/>

SEED (Social and Economic Education for Development) is a program of the Kentucky Cooperative Extension Service at the University of Kentucky. Faculty draw on the resources of the Social 'N Agricultural Resource Library (SNARL) and professional contacts at the University of Kentucky, other agencies, and community programs throughout the country. For more information contact your local Cooperative Extension office or Dr. Richard C. Maurer, SEED, 500 Garrigus Building, University of Kentucky, Lexington, KY 40546 or call (859) 257-7582.

Educational programs of the Kentucky Cooperative Extension Service serves all people regardless of race, color, age, sex, religion, disability, or national origin.



KENTUCKY: BY THE NUMBERS

~ Housing 2000 ~

Fleming County

Julie N. Zimmerman and Nicole Breazeale
Community and Economic Development Programs, Rural Sociology

University of Kentucky, College of Agriculture

May, 2002

Just as the population has grown, the total number of housing units has also grown since the last Census. However, while Kentucky's population has increased by 9.7 percent in ten years, the number of housing units has grown by 16.2 percent. This is in part because the average household size has decreased, but also because seasonal, recreational, and occasional-use housing has increased. This data sheet contains county level housing data from the newest 2000 Census with some comparison data from the last 1990 Census.

"Kentucky: By the Numbers" is available online at <http://www.ca.uky.edu/snarl>.

<u>Total Housing</u>	<u>County</u>	<u>State</u>
Total Number of Housing Units (2000)	6,120	1,750,927
Total Number of Housing Units (1990)	5,163	1,506,845
<i>Percent Change in Total Number of Housing Units (1990-2000)</i>	<i>18.5%</i>	<i>16.2%</i>
Number of Occupied Housing Units (Owner and Renter) (2000)	5,367	1,590,647
Number of Occupied Housing Units (Owner and Renter) (1990)	4,626	1,379,782
<i>Percent of Total Housing Units that are Occupied (2000)</i>	<i>87.7%</i>	<i>90.8%</i>
<i>Percent of Total Housing Units that are Occupied (1990)</i>	<i>89.6%</i>	<i>91.6%</i>
Number of Vacant Housing Units (2000)	753	160,280
Number of Vacant Housing Units (1990)	537	127,063
<i>Percent of Total Housing Units that are Vacant (2000)</i>	<i>12.3%</i>	<i>9.2%</i>
<i>Percent of Total Housing Units that are Vacant (1990)</i>	<i>10.4%</i>	<i>8.4%</i>
<u>Owner-Occupied Housing</u>		
Number of Owner-Occupied Housing Units (2000)	4,235	1,125,397
<i>Percent of Occupied Housing Units that are Owner-Occupied (2000)</i>	<i>78.9%</i>	<i>70.8%</i>
Number of Owner-Occupied Housing Units inhabited by Married-Couple Families	2,786	720,726
Number of Owner-Occupied Housing Units inhabited by Families with Male Householder, no Wife Present	156	36,373
Number of Owner-Occupied Housing Units inhabited by Families with Female Householder, no Husband Present	316	99,067

< Continued on back side >

< Continued from front side >

Social and Economic Education for Development



KENTUCKY: BY THE NUMBERS
~ Housing 2000 ~

Fleming County



Julie N. Zimmerman and Nicole Breazeale
Community and Economic Development Programs, Rural Sociology

University of Kentucky, College of Agriculture

May, 2002

Owner-Occupied Housing (Continued)

County **State**

Number of Owner-Occupied Housing Units inhabited by
Nonfamily Households (includes those Living Alone) 977 269,231

Average Household Size of Owner-Occupied Housing Units (2000) 2.57 2.55

Renter-Occupied Housing

Number of Renter-Occupied Housing Units (2000) 1,132 465,250

Percent of Occupied Housing Units that are Renter-Occupied (2000) ***21.1%*** ***29.2%***

Number of Renter-Occupied Housing Units inhabited by Married-
Couple Families 448 137,218

Number of Renter-Occupied Housing Units inhabited by Families
with Male Householder, no Wife Present 58 22,124

Number of Renter-Occupied Housing Units inhabited by Families
with Female Householder, no Husband Present 201 88,890

Number of Renter-Occupied Housing Units inhabited by
Nonfamily Households (includes those Living Alone) 425 217,018

Average Household Size of Renter-Occupied Housing Units (2000) 2.47 2.27

Vacant Housing

Number of Vacant Housing Units that are for Seasonal, Recreational, or
Occasional Use (2000) 165 30,420

***Percent of Total Vacant Housing Units that are for Seasonal,
Recreational, or Occasional Use (2000)*** ***21.9%*** ***19.0%***

These data are from the U.S. Census Bureau and were downloaded from their website at
<http://www.census.gov>

County level housing data is also available from the Kentucky State Data Center at
<http://cbpa.louisville.edu/ksdc/>


SEED (Social and Economic Education for Development) is a program of the Kentucky Cooperative Extension Service at the University of Kentucky. Faculty draw on the resources of the Social 'N Agricultural Resource Library (SNARL) and professional contacts at the University of Kentucky, other agencies, and community programs throughout the country. For more information contact your local Cooperative Extension office or Dr. Richard C. Maurer, SEED, 500 Garrigus Building, University of Kentucky, Lexington, KY 40546 or call (859) 257-7582.

Educational programs of the Kentucky Cooperative Extension Service serves all people regardless of race, color, age, sex, religion, disability, or national origin.



KENTUCKY: BY THE NUMBERS

~ Housing 2000 ~

Floyd County

Julie N. Zimmerman and Nicole Breazeale
Community and Economic Development Programs, Rural Sociology

University of Kentucky, College of Agriculture

May, 2002

Just as the population has grown, the total number of housing units has also grown since the last Census. However, while Kentucky's population has increased by 9.7 percent in ten years, the number of housing units has grown by 16.2 percent. This is in part because the average household size has decreased, but also because seasonal, recreational, and occasional-use housing has increased. This data sheet contains county level housing data from the newest 2000 Census with some comparison data from the last 1990 Census.

"Kentucky: By the Numbers" is available online at <http://www.ca.uky.edu/snarl>.

<u>Total Housing</u>	<u>County</u>	<u>State</u>
Total Number of Housing Units (2000)	18,551	1,750,927
Total Number of Housing Units (1990)	17,169	1,506,845
<i>Percent Change in Total Number of Housing Units (1990-2000)</i>	<i>8.0%</i>	<i>16.2%</i>
Number of Occupied Housing Units (Owner and Renter) (2000)	16,881	1,590,647
Number of Occupied Housing Units (Owner and Renter) (1990)	15,664	1,379,782
<i>Percent of Total Housing Units that are Occupied (2000)</i>	<i>91.0%</i>	<i>90.8%</i>
<i>Percent of Total Housing Units that are Occupied (1990)</i>	<i>91.2%</i>	<i>91.6%</i>
Number of Vacant Housing Units (2000)	1,670	160,280
Number of Vacant Housing Units (1990)	1,505	127,063
<i>Percent of Total Housing Units that are Vacant (2000)</i>	<i>9.0%</i>	<i>9.2%</i>
<i>Percent of Total Housing Units that are Vacant (1990)</i>	<i>8.8%</i>	<i>8.4%</i>
<u>Owner-Occupied Housing</u>		
Number of Owner-Occupied Housing Units (2000)	12,872	1,125,397
<i>Percent of Occupied Housing Units that are Owner-Occupied (2000)</i>	<i>76.3%</i>	<i>70.8%</i>
Number of Owner-Occupied Housing Units inhabited by Married-Couple Families	7,970	720,726
Number of Owner-Occupied Housing Units inhabited by Families with Male Householder, no Wife Present	480	36,373
Number of Owner-Occupied Housing Units inhabited by Families with Female Householder, no Husband Present	1,276	99,067

< Continued on back side >

< Continued from front side >

Social and Economic Education for Development



KENTUCKY: BY THE NUMBERS
~ Housing 2000 ~

Floyd County



Julie N. Zimmerman and Nicole Breazeale
Community and Economic Development Programs, Rural Sociology

University of Kentucky, College of Agriculture

May, 2002

Owner-Occupied Housing (Continued)

County **State**

Number of Owner-Occupied Housing Units inhabited by
Nonfamily Households (includes those Living Alone) 3,146 269,231

Average Household Size of Owner-Occupied Housing Units (2000) 2.48 2.55

Renter-Occupied Housing

Number of Renter-Occupied Housing Units (2000) 4,009 465,250

Percent of Occupied Housing Units that are Renter-Occupied (2000) ***23.7%*** ***29.2%***

Number of Renter-Occupied Housing Units inhabited by Married-
Couple Families 1,567 137,218

Number of Renter-Occupied Housing Units inhabited by Families
with Male Householder, no Wife Present 172 22,124

Number of Renter-Occupied Housing Units inhabited by Families
with Female Householder, no Husband Present 802 88,890

Number of Renter-Occupied Housing Units inhabited by
Nonfamily Households (includes those Living Alone) 1,468 217,018

Average Household Size of Renter-Occupied Housing Units (2000) 2.36 2.27

Vacant Housing

Number of Vacant Housing Units that are for Seasonal, Recreational, or
Occasional Use (2000) 143 30,420

***Percent of Total Vacant Housing Units that are for Seasonal,
Recreational, or Occasional Use (2000)*** ***8.6%*** ***19.0%***

These data are from the U.S. Census Bureau and were downloaded from their website at
<http://www.census.gov>

County level housing data is also available from the Kentucky State Data Center at
<http://cbpa.louisville.edu/ksdc/>

SEED (Social and Economic Education for Development) is a program of the Kentucky Cooperative Extension Service at the University of Kentucky. Faculty draw on the resources of the Social 'N Agricultural Resource Library (SNARL) and professional contacts at the University of Kentucky, other agencies, and community programs throughout the country. For more information contact your local Cooperative Extension office or Dr. Richard C. Maurer, SEED, 500 Garrigus Building, University of Kentucky, Lexington, KY 40546 or call (859) 257-7582.

Educational programs of the Kentucky Cooperative Extension Service serves all people regardless of race, color, age, sex, religion, disability, or national origin.



KENTUCKY: BY THE NUMBERS

~ Housing 2000 ~

Franklin County

Julie N. Zimmerman and Nicole Breazeale

Community and Economic Development Programs, Rural Sociology

University of Kentucky, College of Agriculture

May, 2002

Just as the population has grown, the total number of housing units has also grown since the last Census. However, while Kentucky's population has increased by 9.7 percent in ten years, the number of housing units has grown by 16.2 percent. This is in part because the average household size has decreased, but also because seasonal, recreational, and occasional-use housing has increased. This data sheet contains county level housing data from the newest 2000 Census with some comparison data from the last 1990 Census.

"Kentucky: By the Numbers" is available online at <http://www.ca.uky.edu/snarl>.

<u>Total Housing</u>	<u>County</u>	<u>State</u>
Total Number of Housing Units (2000)	21,409	1,750,927
Total Number of Housing Units (1990)	18,543	1,506,845
<i>Percent Change in Total Number of Housing Units (1990-2000)</i>	<i>15.5%</i>	<i>16.2%</i>
Number of Occupied Housing Units (Owner and Renter) (2000)	19,907	1,590,647
Number of Occupied Housing Units (Owner and Renter) (1990)	17,385	1,379,782
<i>Percent of Total Housing Units that are Occupied (2000)</i>	<i>93.0%</i>	<i>90.8%</i>
<i>Percent of Total Housing Units that are Occupied (1990)</i>	<i>93.8%</i>	<i>91.6%</i>
Number of Vacant Housing Units (2000)	1,502	160,280
Number of Vacant Housing Units (1990)	1,158	127,063
<i>Percent of Total Housing Units that are Vacant (2000)</i>	<i>7.0%</i>	<i>9.2%</i>
<i>Percent of Total Housing Units that are Vacant (1990)</i>	<i>6.2%</i>	<i>8.4%</i>
<u>Owner-Occupied Housing</u>		
Number of Owner-Occupied Housing Units (2000)	12,903	1,125,397
<i>Percent of Occupied Housing Units that are Owner-Occupied (2000)</i>	<i>64.8%</i>	<i>70.8%</i>
Number of Owner-Occupied Housing Units inhabited by Married-Couple Families	7,921	720,726
Number of Owner-Occupied Housing Units inhabited by Families with Male Householder, no Wife Present	396	36,373
Number of Owner-Occupied Housing Units inhabited by Families with Female Householder, no Husband Present	1,146	99,067

< Continued on back side >

< Continued from front side >

Social and Economic Education for Development



KENTUCKY: BY THE NUMBERS
~ Housing 2000 ~

Franklin County

Julie N. Zimmerman and Nicole Breazeale
Community and Economic Development Programs, Rural Sociology



University of Kentucky, College of Agriculture

May, 2002

Owner-Occupied Housing (Continued)

County **State**

Number of Owner-Occupied Housing Units inhabited by
Nonfamily Households (includes those Living Alone) 3,440 269,231

Average Household Size of Owner-Occupied Housing Units (2000) 2.42 2.55

Renter-Occupied Housing

Number of Renter-Occupied Housing Units (2000) 7,004 465,250

Percent of Occupied Housing Units that are Renter-Occupied (2000) ***35.2%*** ***29.2%***

Number of Renter-Occupied Housing Units inhabited by Married-
Couple Families 1,774 137,218

Number of Renter-Occupied Housing Units inhabited by Families
with Male Householder, no Wife Present 316 22,124

Number of Renter-Occupied Housing Units inhabited by Families
with Female Householder, no Husband Present 1,286 88,890

Number of Renter-Occupied Housing Units inhabited by
Nonfamily Households (includes those Living Alone) 3,628 217,018

Average Household Size of Renter-Occupied Housing Units (2000) 2.09 2.27

Vacant Housing

Number of Vacant Housing Units that are for Seasonal, Recreational, or
Occasional Use (2000) 118 30,420

***Percent of Total Vacant Housing Units that are for Seasonal,
Recreational, or Occasional Use (2000)*** ***7.9%*** ***19.0%***

These data are from the U.S. Census Bureau and were downloaded from their website at
<http://www.census.gov>

County level housing data is also available from the Kentucky State Data Center at
<http://cbpa.louisville.edu/ksdc/>

SEED (Social and Economic Education for Development) is a program of the Kentucky Cooperative Extension Service at the University of Kentucky. Faculty draw on the resources of the Social 'N Agricultural Resource Library (SNARL) and professional contacts at the University of Kentucky, other agencies, and community programs throughout the country. For more information contact your local Cooperative Extension office or Dr. Richard C. Maurer, SEED, 500 Garrigus Building, University of Kentucky, Lexington, KY 40546 or call (859) 257-7582.

Educational programs of the Kentucky Cooperative Extension Service serves all people regardless of race, color, age, sex, religion, disability, or national origin.



KENTUCKY: BY THE NUMBERS

~ Housing 2000 ~

Fulton County

Julie N. Zimmerman and Nicole Breazeale
Community and Economic Development Programs, Rural Sociology

University of Kentucky, College of Agriculture

May, 2002

Just as the population has grown, the total number of housing units has also grown since the last Census. However, while Kentucky's population has increased by 9.7 percent in ten years, the number of housing units has grown by 16.2 percent. This is in part because the average household size has decreased, but also because seasonal, recreational, and occasional-use housing has increased. This data sheet contains county level housing data from the newest 2000 Census with some comparison data from the last 1990 Census.

"Kentucky: By the Numbers" is available online at <http://www.ca.uky.edu/snarl>.

<u>Total Housing</u>	<u>County</u>	<u>State</u>
Total Number of Housing Units (2000)	3,697	1,750,927
Total Number of Housing Units (1990)	3,684	1,506,845
<i>Percent Change in Total Number of Housing Units (1990-2000)</i>	<i>0.4%</i>	<i>16.2%</i>
Number of Occupied Housing Units (Owner and Renter) (2000)	3,237	1,590,647
Number of Occupied Housing Units (Owner and Renter) (1990)	3,378	1,379,782
<i>Percent of Total Housing Units that are Occupied (2000)</i>	<i>87.6%</i>	<i>90.8%</i>
<i>Percent of Total Housing Units that are Occupied (1990)</i>	<i>91.7%</i>	<i>91.6%</i>
Number of Vacant Housing Units (2000)	460	160,280
Number of Vacant Housing Units (1990)	306	127,063
<i>Percent of Total Housing Units that are Vacant (2000)</i>	<i>12.4%</i>	<i>9.2%</i>
<i>Percent of Total Housing Units that are Vacant (1990)</i>	<i>8.3%</i>	<i>8.4%</i>
<u>Owner-Occupied Housing</u>		
Number of Owner-Occupied Housing Units (2000)	2,081	1,125,397
<i>Percent of Occupied Housing Units that are Owner-Occupied (2000)</i>	<i>64.3%</i>	<i>70.8%</i>
Number of Owner-Occupied Housing Units inhabited by Married-Couple Families	1,177	720,726
Number of Owner-Occupied Housing Units inhabited by Families with Male Householder, no Wife Present	47	36,373
Number of Owner-Occupied Housing Units inhabited by Families with Female Householder, no Husband Present	256	99,067

< Continued on back side >

< Continued from front side >

Social and Economic Education for Development



KENTUCKY: BY THE NUMBERS
~ Housing 2000 ~

Fulton County



Julie N. Zimmerman and Nicole Breazeale
Community and Economic Development Programs, Rural Sociology

University of Kentucky, College of Agriculture

May, 2002

Owner-Occupied Housing (Continued)

County

State

Number of Owner-Occupied Housing Units inhabited by
Nonfamily Households (includes those Living Alone)

601

269,231

Average Household Size of Owner-Occupied Housing Units (2000)

2.38

2.55

Renter-Occupied Housing

Number of Renter-Occupied Housing Units (2000)

1,156

465,250

Percent of Occupied Housing Units that are Renter-Occupied (2000)

35.7%

29.2%

Number of Renter-Occupied Housing Units inhabited by Married-
Couple Families

260

137,218

Number of Renter-Occupied Housing Units inhabited by Families
with Male Householder, no Wife Present

48

22,124

Number of Renter-Occupied Housing Units inhabited by Families
with Female Householder, no Husband Present

327

88,890

Number of Renter-Occupied Housing Units inhabited by
Nonfamily Households (includes those Living Alone)

521

217,018

Average Household Size of Renter-Occupied Housing Units (2000)

2.21

2.27

Vacant Housing

Number of Vacant Housing Units that are for Seasonal, Recreational, or
Occasional Use (2000)

12

30,420

***Percent of Total Vacant Housing Units that are for Seasonal,
Recreational, or Occasional Use (2000)***

2.6%

19.0%

These data are from the U.S. Census Bureau and were downloaded from their website at
<http://www.census.gov>

County level housing data is also available from the Kentucky State Data Center at
<http://cbpa.louisville.edu/ksdc/>


SEED (Social and Economic Education for Development) is a program of the Kentucky Cooperative Extension Service at the University of Kentucky. Faculty draw on the resources of the Social 'N Agricultural Resource Library (SNARL) and professional contacts at the University of Kentucky, other agencies, and community programs throughout the country. For more information contact your local Cooperative Extension office or Dr. Richard C. Maurer, SEED, 500 Garrigus Building, University of Kentucky, Lexington, KY 40546 or call (859) 257-7582.

Educational programs of the Kentucky Cooperative Extension Service serves all people regardless of race, color, age, sex, religion, disability, or national origin.



KENTUCKY: BY THE NUMBERS

~ Housing 2000 ~

Gallatin County

Julie N. Zimmerman and Nicole Breazeale

Community and Economic Development Programs, Rural Sociology

University of Kentucky, College of Agriculture

May, 2002

Just as the population has grown, the total number of housing units has also grown since the last Census. However, while Kentucky's population has increased by 9.7 percent in ten years, the number of housing units has grown by 16.2 percent. This is in part because the average household size has decreased, but also because seasonal, recreational, and occasional-use housing has increased. This data sheet contains county level housing data from the newest 2000 Census with some comparison data from the last 1990 Census.

"Kentucky: By the Numbers" is available online at <http://www.ca.uky.edu/snarl>.

<u>Total Housing</u>	<u>County</u>	<u>State</u>
Total Number of Housing Units (2000)	3,362	1,750,927
Total Number of Housing Units (1990)	2,290	1,506,845
<i>Percent Change in Total Number of Housing Units (1990-2000)</i>	<i>46.8%</i>	<i>16.2%</i>
Number of Occupied Housing Units (Owner and Renter) (2000)	2,902	1,590,647
Number of Occupied Housing Units (Owner and Renter) (1990)	1,941	1,379,782
<i>Percent of Total Housing Units that are Occupied (2000)</i>	<i>86.3%</i>	<i>90.8%</i>
<i>Percent of Total Housing Units that are Occupied (1990)</i>	<i>84.8%</i>	<i>91.6%</i>
Number of Vacant Housing Units (2000)	460	160,280
Number of Vacant Housing Units (1990)	349	127,063
<i>Percent of Total Housing Units that are Vacant (2000)</i>	<i>13.7%</i>	<i>9.2%</i>
<i>Percent of Total Housing Units that are Vacant (1990)</i>	<i>15.2%</i>	<i>8.4%</i>
<u>Owner-Occupied Housing</u>		
Number of Owner-Occupied Housing Units (2000)	2,229	1,125,397
<i>Percent of Occupied Housing Units that are Owner-Occupied (2000)</i>	<i>76.8%</i>	<i>70.8%</i>
Number of Owner-Occupied Housing Units inhabited by Married-Couple Families	1,480	720,726
Number of Owner-Occupied Housing Units inhabited by Families with Male Householder, no Wife Present	93	36,373
Number of Owner-Occupied Housing Units inhabited by Families with Female Householder, no Husband Present	193	99,067

< Continued on back side >

< Continued from front side >

Social and Economic Education for Development



KENTUCKY: BY THE NUMBERS
~ Housing 2000 ~

Gallatin County



Julie N. Zimmerman and Nicole Breazeale
Community and Economic Development Programs, Rural Sociology

University of Kentucky, College of Agriculture

May, 2002

Owner-Occupied Housing (Continued)

	<u>County</u>	<u>State</u>
Number of Owner-Occupied Housing Units inhabited by Nonfamily Households (includes those Living Alone)	463	269,231
Average Household Size of Owner-Occupied Housing Units (2000)	2.78	2.55

Renter-Occupied Housing

Number of Renter-Occupied Housing Units (2000)	673	465,250
<i>Percent of Occupied Housing Units that are Renter-Occupied (2000)</i>	<i>23.2%</i>	<i>29.2%</i>
Number of Renter-Occupied Housing Units inhabited by Married-Couple Families	202	137,218
Number of Renter-Occupied Housing Units inhabited by Families with Male Householder, no Wife Present	51	22,124
Number of Renter-Occupied Housing Units inhabited by Families with Female Householder, no Husband Present	117	88,890
Number of Renter-Occupied Housing Units inhabited by Nonfamily Households (includes those Living Alone)	303	217,018
Average Household Size of Renter-Occupied Housing Units (2000)	2.32	2.27

Vacant Housing

Number of Vacant Housing Units that are for Seasonal, Recreational, or Occasional Use (2000)	171	30,420
<i>Percent of Total Vacant Housing Units that are for Seasonal, Recreational, or Occasional Use (2000)</i>	<i>37.2%</i>	<i>19.0%</i>

These data are from the U.S. Census Bureau and were downloaded from their website at
<http://www.census.gov>

County level housing data is also available from the Kentucky State Data Center at
<http://cbpa.louisville.edu/ksdc/>

SEED (Social and Economic Education for Development) is a program of the Kentucky Cooperative Extension Service at the University of Kentucky. Faculty draw on the resources of the Social 'N Agricultural Resource Library (SNARL) and professional contacts at the University of Kentucky, other agencies, and community programs throughout the country. For more information contact your local Cooperative Extension office or Dr. Richard C. Maurer, SEED, 500 Garrigus Building, University of Kentucky, Lexington, KY 40546 or call (859) 257-7582.

Educational programs of the Kentucky Cooperative Extension Service serves all people regardless of race, color, age, sex, religion, disability, or national origin.



KENTUCKY: BY THE NUMBERS

~ Housing 2000 ~

Garrard County

Julie N. Zimmerman and Nicole Breazeale
Community and Economic Development Programs, Rural Sociology

University of Kentucky, College of Agriculture

May, 2002

Just as the population has grown, the total number of housing units has also grown since the last Census. However, while Kentucky's population has increased by 9.7 percent in ten years, the number of housing units has grown by 16.2 percent. This is in part because the average household size has decreased, but also because seasonal, recreational, and occasional-use housing has increased. This data sheet contains county level housing data from the newest 2000 Census with some comparison data from the last 1990 Census.

"Kentucky: By the Numbers" is available online at <http://www.ca.uky.edu/snarl>.

<u>Total Housing</u>	<u>County</u>	<u>State</u>
Total Number of Housing Units (2000)	6,414	1,750,927
Total Number of Housing Units (1990)	4,929	1,506,845
<i>Percent Change in Total Number of Housing Units (1990-2000)</i>	<i>30.1%</i>	<i>16.2%</i>
Number of Occupied Housing Units (Owner and Renter) (2000)	5,741	1,590,647
Number of Occupied Housing Units (Owner and Renter) (1990)	4,435	1,379,782
<i>Percent of Total Housing Units that are Occupied (2000)</i>	<i>89.5%</i>	<i>90.8%</i>
<i>Percent of Total Housing Units that are Occupied (1990)</i>	<i>90.0%</i>	<i>91.6%</i>
Number of Vacant Housing Units (2000)	673	160,280
Number of Vacant Housing Units (1990)	494	127,063
<i>Percent of Total Housing Units that are Vacant (2000)</i>	<i>10.5%</i>	<i>9.2%</i>
<i>Percent of Total Housing Units that are Vacant (1990)</i>	<i>10.0%</i>	<i>8.4%</i>
<u>Owner-Occupied Housing</u>		
Number of Owner-Occupied Housing Units (2000)	4,386	1,125,397
<i>Percent of Occupied Housing Units that are Owner-Occupied (2000)</i>	<i>76.4%</i>	<i>70.8%</i>
Number of Owner-Occupied Housing Units inhabited by Married-Couple Families	3,034	720,726
Number of Owner-Occupied Housing Units inhabited by Families with Male Householder, no Wife Present	141	36,373
Number of Owner-Occupied Housing Units inhabited by Families with Female Householder, no Husband Present	306	99,067

< Continued on back side >

< Continued from front side >

Social and Economic Education for Development



KENTUCKY: BY THE NUMBERS
~ Housing 2000 ~

Garrard County



Julie N. Zimmerman and Nicole Breazeale
Community and Economic Development Programs, Rural Sociology

University of Kentucky, College of Agriculture

May, 2002

Owner-Occupied Housing (Continued)

County **State**

Number of Owner-Occupied Housing Units inhabited by
Nonfamily Households (includes those Living Alone) 905 269,231

Average Household Size of Owner-Occupied Housing Units (2000) 2.58 2.55

Renter-Occupied Housing

Number of Renter-Occupied Housing Units (2000) 1,355 465,250

Percent of Occupied Housing Units that are Renter-Occupied (2000) ***23.6%*** ***29.2%***

Number of Renter-Occupied Housing Units inhabited by Married-
Couple Families 560 137,218

Number of Renter-Occupied Housing Units inhabited by Families
with Male Householder, no Wife Present 60 22,124

Number of Renter-Occupied Housing Units inhabited by Families
with Female Householder, no Husband Present 235 88,890

Number of Renter-Occupied Housing Units inhabited by
Nonfamily Households (includes those Living Alone) 500 217,018

Average Household Size of Renter-Occupied Housing Units (2000) 2.49 2.27

Vacant Housing

Number of Vacant Housing Units that are for Seasonal, Recreational, or
Occasional Use (2000) 118 30,420

***Percent of Total Vacant Housing Units that are for Seasonal,
Recreational, or Occasional Use (2000)*** ***17.5%*** ***19.0%***

These data are from the U.S. Census Bureau and were downloaded from their website at
<http://www.census.gov>

County level housing data is also available from the Kentucky State Data Center at
<http://cbpa.louisville.edu/ksdc/>

SEED (Social and Economic Education for Development) is a program of the Kentucky Cooperative Extension Service at the University of Kentucky. Faculty draw on the resources of the Social 'N Agricultural Resource Library (SNARL) and professional contacts at the University of Kentucky, other agencies, and community programs throughout the country. For more information contact your local Cooperative Extension office or Dr. Richard C. Maurer, SEED, 500 Garrigus Building, University of Kentucky, Lexington, KY 40546 or call (859) 257-7582.

Educational programs of the Kentucky Cooperative Extension Service serves all people regardless of race, color, age, sex, religion, disability, or national origin.



KENTUCKY: BY THE NUMBERS

~ Housing 2000 ~

Grant County

Julie N. Zimmerman and Nicole Breazeale
Community and Economic Development Programs, Rural Sociology

University of Kentucky, College of Agriculture

May, 2002

Just as the population has grown, the total number of housing units has also grown since the last Census. However, while Kentucky's population has increased by 9.7 percent in ten years, the number of housing units has grown by 16.2 percent. This is in part because the average household size has decreased, but also because seasonal, recreational, and occasional-use housing has increased. This data sheet contains county level housing data from the newest 2000 Census with some comparison data from the last 1990 Census.

"Kentucky: By the Numbers" is available online at <http://www.ca.uky.edu/snarl>.

<u>Total Housing</u>	<u>County</u>	<u>State</u>
Total Number of Housing Units (2000)	9,306	1,750,927
Total Number of Housing Units (1990)	6,543	1,506,845
<i>Percent Change in Total Number of Housing Units (1990-2000)</i>	<i>42.2%</i>	<i>16.2%</i>
Number of Occupied Housing Units (Owner and Renter) (2000)	8,175	1,590,647
Number of Occupied Housing Units (Owner and Renter) (1990)	5,585	1,379,782
<i>Percent of Total Housing Units that are Occupied (2000)</i>	<i>87.8%</i>	<i>90.8%</i>
<i>Percent of Total Housing Units that are Occupied (1990)</i>	<i>85.4%</i>	<i>91.6%</i>
Number of Vacant Housing Units (2000)	1,131	160,280
Number of Vacant Housing Units (1990)	958	127,063
<i>Percent of Total Housing Units that are Vacant (2000)</i>	<i>12.2%</i>	<i>9.2%</i>
<i>Percent of Total Housing Units that are Vacant (1990)</i>	<i>14.6%</i>	<i>8.4%</i>
<u>Owner-Occupied Housing</u>		
Number of Owner-Occupied Housing Units (2000)	6,067	1,125,397
<i>Percent of Occupied Housing Units that are Owner-Occupied (2000)</i>	<i>74.2%</i>	<i>70.8%</i>
Number of Owner-Occupied Housing Units inhabited by Married-Couple Families	4,105	720,726
Number of Owner-Occupied Housing Units inhabited by Families with Male Householder, no Wife Present	257	36,373
Number of Owner-Occupied Housing Units inhabited by Families with Female Householder, no Husband Present	503	99,067

< Continued on back side >

< Continued from front side >

Social and Economic Education for Development



KENTUCKY: BY THE NUMBERS
~ Housing 2000 ~

Grant County



Julie N. Zimmerman and Nicole Breazeale
Community and Economic Development Programs, Rural Sociology

University of Kentucky, College of Agriculture

May, 2002

Owner-Occupied Housing (Continued)

County **State**

Number of Owner-Occupied Housing Units inhabited by
Nonfamily Households (includes those Living Alone) 1,202 269,231

Average Household Size of Owner-Occupied Housing Units (2000) 2.77 2.55

Renter-Occupied Housing

Number of Renter-Occupied Housing Units (2000) 2,108 465,250

Percent of Occupied Housing Units that are Renter-Occupied (2000) ***25.8%*** ***29.2%***

Number of Renter-Occupied Housing Units inhabited by Married-
Couple Families 811 137,218

Number of Renter-Occupied Housing Units inhabited by Families
with Male Householder, no Wife Present 139 22,124

Number of Renter-Occupied Housing Units inhabited by Families
with Female Householder, no Husband Present 404 88,890

Number of Renter-Occupied Housing Units inhabited by
Nonfamily Households (includes those Living Alone) 754 217,018

Average Household Size of Renter-Occupied Housing Units (2000) 2.55 2.27

Vacant Housing

Number of Vacant Housing Units that are for Seasonal, Recreational, or
Occasional Use (2000) 446 30,420

***Percent of Total Vacant Housing Units that are for Seasonal,
Recreational, or Occasional Use (2000)*** ***39.4%*** ***19.0%***

These data are from the U.S. Census Bureau and were downloaded from their website at
<http://www.census.gov>

County level housing data is also available from the Kentucky State Data Center at
<http://cbpa.louisville.edu/ksdc/>

SEED (Social and Economic Education for Development) is a program of the Kentucky Cooperative Extension Service at the University of Kentucky. Faculty draw on the resources of the Social 'N Agricultural Resource Library (SNARL) and professional contacts at the University of Kentucky, other agencies, and community programs throughout the country. For more information contact your local Cooperative Extension office or Dr. Richard C. Maurer, SEED, 500 Garrigus Building, University of Kentucky, Lexington, KY 40546 or call (859) 257-7582.

Educational programs of the Kentucky Cooperative Extension Service serves all people regardless of race, color, age, sex, religion, disability, or national origin.



KENTUCKY: BY THE NUMBERS

~ Housing 2000 ~

Graves County

Julie N. Zimmerman and Nicole Breazeale
Community and Economic Development Programs, Rural Sociology

University of Kentucky, College of Agriculture

May, 2002

Just as the population has grown, the total number of housing units has also grown since the last Census. However, while Kentucky's population has increased by 9.7 percent in ten years, the number of housing units has grown by 16.2 percent. This is in part because the average household size has decreased, but also because seasonal, recreational, and occasional-use housing has increased. This data sheet contains county level housing data from the newest 2000 Census with some comparison data from the last 1990 Census.

"Kentucky: By the Numbers" is available online at <http://www.ca.uky.edu/snarl>.

<u>Total Housing</u>	<u>County</u>	<u>State</u>
Total Number of Housing Units (2000)	16,340	1,750,927
Total Number of Housing Units (1990)	14,528	1,506,845
<i>Percent Change in Total Number of Housing Units (1990-2000)</i>	<i>12.5%</i>	<i>16.2%</i>
Number of Occupied Housing Units (Owner and Renter) (2000)	14,841	1,590,647
Number of Occupied Housing Units (Owner and Renter) (1990)	13,377	1,379,782
<i>Percent of Total Housing Units that are Occupied (2000)</i>	<i>90.8%</i>	<i>90.8%</i>
<i>Percent of Total Housing Units that are Occupied (1990)</i>	<i>92.1%</i>	<i>91.6%</i>
Number of Vacant Housing Units (2000)	1,499	160,280
Number of Vacant Housing Units (1990)	1,151	127,063
<i>Percent of Total Housing Units that are Vacant (2000)</i>	<i>9.2%</i>	<i>9.2%</i>
<i>Percent of Total Housing Units that are Vacant (1990)</i>	<i>7.9%</i>	<i>8.4%</i>
<u>Owner-Occupied Housing</u>		
Number of Owner-Occupied Housing Units (2000)	11,558	1,125,397
<i>Percent of Occupied Housing Units that are Owner-Occupied (2000)</i>	<i>77.9%</i>	<i>70.8%</i>
Number of Owner-Occupied Housing Units inhabited by Married-Couple Families	7,609	720,726
Number of Owner-Occupied Housing Units inhabited by Families with Male Householder, no Wife Present	319	36,373
Number of Owner-Occupied Housing Units inhabited by Families with Female Householder, no Husband Present	808	99,067

< Continued on back side >

< Continued from front side >

Social and Economic Education for Development



KENTUCKY: BY THE NUMBERS

~ Housing 2000 ~

Graves County



Julie N. Zimmerman and Nicole Breazeale
Community and Economic Development Programs, Rural Sociology

University of Kentucky, College of Agriculture

May, 2002

Owner-Occupied Housing (Continued)

County

State

Number of Owner-Occupied Housing Units inhabited by
Nonfamily Households (includes those Living Alone)

2,822

269,231

Average Household Size of Owner-Occupied Housing Units (2000)

2.48

2.55

Renter-Occupied Housing

Number of Renter-Occupied Housing Units (2000)

3,283

465,250

Percent of Occupied Housing Units that are Renter-Occupied (2000)

22.1%

29.2%

Number of Renter-Occupied Housing Units inhabited by Married-
Couple Families

978

137,218

Number of Renter-Occupied Housing Units inhabited by Families
with Male Householder, no Wife Present

170

22,124

Number of Renter-Occupied Housing Units inhabited by Families
with Female Householder, no Husband Present

678

88,890

Number of Renter-Occupied Housing Units inhabited by
Nonfamily Households (includes those Living Alone)

1,457

217,018

Average Household Size of Renter-Occupied Housing Units (2000)

2.31

2.27

Vacant Housing

Number of Vacant Housing Units that are for Seasonal, Recreational, or
Occasional Use (2000)

100

30,420

***Percent of Total Vacant Housing Units that are for Seasonal,
Recreational, or Occasional Use (2000)***

6.7%

19.0%

These data are from the U.S. Census Bureau and were downloaded from their website at
<http://www.census.gov>

County level housing data is also available from the Kentucky State Data Center at
<http://cbpa.louisville.edu/ksdc/>

SEED (Social and Economic Education for Development) is a program of the Kentucky Cooperative Extension Service at the University of Kentucky. Faculty draw on the resources of the Social 'N Agricultural Resource Library (SNARL) and professional contacts at the University of Kentucky, other agencies, and community programs throughout the country. For more information contact your local Cooperative Extension office or Dr. Richard C. Maurer, SEED, 500 Garrigus Building, University of Kentucky, Lexington, KY 40546 or call (859) 257-7582.

Educational programs of the Kentucky Cooperative Extension Service serves all people regardless of race, color, age, sex, religion, disability, or national origin.



KENTUCKY: BY THE NUMBERS

~ Housing 2000 ~

Grayson County

Julie N. Zimmerman and Nicole Breazeale
Community and Economic Development Programs, Rural Sociology

University of Kentucky, College of Agriculture

May, 2002

Just as the population has grown, the total number of housing units has also grown since the last Census. However, while Kentucky's population has increased by 9.7 percent in ten years, the number of housing units has grown by 16.2 percent. This is in part because the average household size has decreased, but also because seasonal, recreational, and occasional-use housing has increased. This data sheet contains county level housing data from the newest 2000 Census with some comparison data from the last 1990 Census.

"Kentucky: By the Numbers" is available online at <http://www.ca.uky.edu/snarl>.

<u>Total Housing</u>	<u>County</u>	<u>State</u>
Total Number of Housing Units (2000)	12,802	1,750,927
Total Number of Housing Units (1990)	10,446	1,506,845
<i>Percent Change in Total Number of Housing Units (1990-2000)</i>	<i>22.6%</i>	<i>16.2%</i>
Number of Occupied Housing Units (Owner and Renter) (2000)	9,596	1,590,647
Number of Occupied Housing Units (Owner and Renter) (1990)	7,991	1,379,782
<i>Percent of Total Housing Units that are Occupied (2000)</i>	<i>75.0%</i>	<i>90.8%</i>
<i>Percent of Total Housing Units that are Occupied (1990)</i>	<i>76.5%</i>	<i>91.6%</i>
Number of Vacant Housing Units (2000)	3,206	160,280
Number of Vacant Housing Units (1990)	2,455	127,063
<i>Percent of Total Housing Units that are Vacant (2000)</i>	<i>25.0%</i>	<i>9.2%</i>
<i>Percent of Total Housing Units that are Vacant (1990)</i>	<i>23.5%</i>	<i>8.4%</i>
<u>Owner-Occupied Housing</u>		
Number of Owner-Occupied Housing Units (2000)	7,417	1,125,397
<i>Percent of Occupied Housing Units that are Owner-Occupied (2000)</i>	<i>77.3%</i>	<i>70.8%</i>
Number of Owner-Occupied Housing Units inhabited by Married-Couple Families	4,909	720,726
Number of Owner-Occupied Housing Units inhabited by Families with Male Householder, no Wife Present	249	36,373
Number of Owner-Occupied Housing Units inhabited by Families with Female Householder, no Husband Present	547	99,067

< Continued on back side >

< Continued from front side >

Social and Economic Education for Development



KENTUCKY: BY THE NUMBERS
~ Housing 2000 ~

Grayson County

Julie N. Zimmerman and Nicole Breazeale
Community and Economic Development Programs, Rural Sociology



University of Kentucky, College of Agriculture

May, 2002

Owner-Occupied Housing (Continued)

	<u>County</u>	<u>State</u>
Number of Owner-Occupied Housing Units inhabited by Nonfamily Households (includes those Living Alone)	1,712	269,231
Average Household Size of Owner-Occupied Housing Units (2000)	2.51	2.55

Renter-Occupied Housing

Number of Renter-Occupied Housing Units (2000)	2,179	465,250
<i>Percent of Occupied Housing Units that are Renter-Occupied (2000)</i>	<i>22.7%</i>	<i>29.2%</i>
Number of Renter-Occupied Housing Units inhabited by Married-Couple Families	741	137,218
Number of Renter-Occupied Housing Units inhabited by Families with Male Householder, no Wife Present	105	22,124
Number of Renter-Occupied Housing Units inhabited by Families with Female Householder, no Husband Present	415	88,890
Number of Renter-Occupied Housing Units inhabited by Nonfamily Households (includes those Living Alone)	918	217,018
Average Household Size of Renter-Occupied Housing Units (2000)	2.34	2.27

Vacant Housing

Number of Vacant Housing Units that are for Seasonal, Recreational, or Occasional Use (2000)	2,175	30,420
<i>Percent of Total Vacant Housing Units that are for Seasonal, Recreational, or Occasional Use (2000)</i>	<i>67.8%</i>	<i>19.0%</i>

These data are from the U.S. Census Bureau and were downloaded from their website at
<http://www.census.gov>

County level housing data is also available from the Kentucky State Data Center at
<http://cbpa.louisville.edu/ksdc/>


SEED (Social and Economic Education for Development) is a program of the Kentucky Cooperative Extension Service at the University of Kentucky. Faculty draw on the resources of the Social 'N Agricultural Resource Library (SNARL) and professional contacts at the University of Kentucky, other agencies, and community programs throughout the country. For more information contact your local Cooperative Extension office or Dr. Richard C. Maurer, SEED, 500 Garrigus Building, University of Kentucky, Lexington, KY 40546 or call (859) 257-7582.

Educational programs of the Kentucky Cooperative Extension Service serves all people regardless of race, color, age, sex, religion, disability, or national origin.



KENTUCKY: BY THE NUMBERS

~ Housing 2000 ~

Green County

Julie N. Zimmerman and Nicole Breazeale
Community and Economic Development Programs, Rural Sociology

University of Kentucky, College of Agriculture

May, 2002

Just as the population has grown, the total number of housing units has also grown since the last Census. However, while Kentucky's population has increased by 9.7 percent in ten years, the number of housing units has grown by 16.2 percent. This is in part because the average household size has decreased, but also because seasonal, recreational, and occasional-use housing has increased. This data sheet contains county level housing data from the newest 2000 Census with some comparison data from the last 1990 Census.

"Kentucky: By the Numbers" is available online at <http://www.ca.uky.edu/snarl>.

<u>Total Housing</u>	<u>County</u>	<u>State</u>
Total Number of Housing Units (2000)	5,420	1,750,927
Total Number of Housing Units (1990)	4,523	1,506,845
<i>Percent Change in Total Number of Housing Units (1990-2000)</i>	<i>19.8%</i>	<i>16.2%</i>
Number of Occupied Housing Units (Owner and Renter) (2000)	4,706	1,590,647
Number of Occupied Housing Units (Owner and Renter) (1990)	4,089	1,379,782
<i>Percent of Total Housing Units that are Occupied (2000)</i>	<i>86.8%</i>	<i>90.8%</i>
<i>Percent of Total Housing Units that are Occupied (1990)</i>	<i>90.4%</i>	<i>91.6%</i>
Number of Vacant Housing Units (2000)	714	160,280
Number of Vacant Housing Units (1990)	434	127,063
<i>Percent of Total Housing Units that are Vacant (2000)</i>	<i>13.2%</i>	<i>9.2%</i>
<i>Percent of Total Housing Units that are Vacant (1990)</i>	<i>9.6%</i>	<i>8.4%</i>
<u>Owner-Occupied Housing</u>		
Number of Owner-Occupied Housing Units (2000)	3,678	1,125,397
<i>Percent of Occupied Housing Units that are Owner-Occupied (2000)</i>	<i>78.2%</i>	<i>70.8%</i>
Number of Owner-Occupied Housing Units inhabited by Married-Couple Families	2,461	720,726
Number of Owner-Occupied Housing Units inhabited by Families with Male Householder, no Wife Present	118	36,373
Number of Owner-Occupied Housing Units inhabited by Families with Female Householder, no Husband Present	219	99,067

< Continued on back side >

< Continued from front side >

Social and Economic Education for Development



KENTUCKY: BY THE NUMBERS
~ Housing 2000 ~

Green County



Julie N. Zimmerman and Nicole Breazeale
Community and Economic Development Programs, Rural Sociology

University of Kentucky, College of Agriculture

May, 2002

Owner-Occupied Housing (Continued)

County **State**

Number of Owner-Occupied Housing Units inhabited by Nonfamily Households (includes those Living Alone)	880	269,231
---	-----	---------

Average Household Size of Owner-Occupied Housing Units (2000)	2.47	2.55
---	------	------

Renter-Occupied Housing

Number of Renter-Occupied Housing Units (2000)	1,028	465,250
--	-------	---------

<i>Percent of Occupied Housing Units that are Renter-Occupied (2000)</i>	<i>21.8%</i>	<i>29.2%</i>
--	--------------	--------------

Number of Renter-Occupied Housing Units inhabited by Married- Couple Families	348	137,218
--	-----	---------

Number of Renter-Occupied Housing Units inhabited by Families with Male Householder, no Wife Present	50	22,124
---	----	--------

Number of Renter-Occupied Housing Units inhabited by Families with Female Householder, no Husband Present	183	88,890
--	-----	--------

Number of Renter-Occupied Housing Units inhabited by Nonfamily Households (includes those Living Alone)	447	217,018
--	-----	---------

Average Household Size of Renter-Occupied Housing Units (2000)	2.22	2.27
--	------	------

Vacant Housing

Number of Vacant Housing Units that are for Seasonal, Recreational, or Occasional Use (2000)	41	30,420
---	----	--------

<i>Percent of Total Vacant Housing Units that are for Seasonal, Recreational, or Occasional Use (2000)</i>	<i>5.7%</i>	<i>19.0%</i>
--	-------------	--------------

These data are from the U.S. Census Bureau and were downloaded from their website at
<http://www.census.gov>

County level housing data is also available from the Kentucky State Data Center at
<http://cbpa.louisville.edu/ksdc/>

SEED (Social and Economic Education for Development) is a program of the Kentucky Cooperative Extension Service at the University of Kentucky. Faculty draw on the resources of the Social 'N Agricultural Resource Library (SNARL) and professional contacts at the University of Kentucky, other agencies, and community programs throughout the country. For more information contact your local Cooperative Extension office or Dr. Richard C. Maurer, SEED, 500 Garrigus Building, University of Kentucky, Lexington, KY 40546 or call (859) 257-7582.

Educational programs of the Kentucky Cooperative Extension Service serves all people regardless of race, color, age, sex, religion, disability, or national origin.

