



## KENTUCKY: BY THE NUMBERS

~ Housing 2000 ~

Adair County

Julie N. Zimmerman and Nicole Breazeale  
Community and Economic Development Programs, Rural Sociology

University of Kentucky, College of Agriculture

May, 2002

Just as the population has grown, the total number of housing units has also grown since the last Census. However, while Kentucky's population has increased by 9.7 percent in ten years, the number of housing units has grown by 16.2 percent. This is in part because the average household size has decreased, but also because seasonal, recreational, and occasional-use housing has increased. This data sheet contains county level housing data from the newest 2000 Census with some comparison data from the last 1990 Census.

"Kentucky: By the Numbers" is available online at <http://www.ca.uky.edu/snarl>.

<u>Total Housing</u>	<u>County</u>	<u>State</u>
Total Number of Housing Units (2000)	7,792	1,750,927
Total Number of Housing Units (1990)	6,434	1,506,845
<b><i>Percent Change in Total Number of Housing Units (1990-2000)</i></b>	<b><i>21.1%</i></b>	<b><i>16.2%</i></b>
Number of Occupied Housing Units (Owner and Renter) (2000)	6,747	1,590,647
Number of Occupied Housing Units (Owner and Renter) (1990)	5,800	1,379,782
<b><i>Percent of Total Housing Units that are Occupied (2000)</i></b>	<b><i>86.6%</i></b>	<b><i>90.8%</i></b>
<b><i>Percent of Total Housing Units that are Occupied (1990)</i></b>	<b><i>90.1%</i></b>	<b><i>91.6%</i></b>
Number of Vacant Housing Units (2000)	1,045	160,280
Number of Vacant Housing Units (1990)	634	127,063
<b><i>Percent of Total Housing Units that are Vacant (2000)</i></b>	<b><i>13.4%</i></b>	<b><i>9.2%</i></b>
<b><i>Percent of Total Housing Units that are Vacant (1990)</i></b>	<b><i>9.9%</i></b>	<b><i>8.4%</i></b>
<b><u>Owner-Occupied Housing</u></b>		
Number of Owner-Occupied Housing Units (2000)	5,408	1,125,397
<b><i>Percent of Occupied Housing Units that are Owner-Occupied (2000)</i></b>	<b><i>80.2%</i></b>	<b><i>70.8%</i></b>
Number of Owner-Occupied Housing Units inhabited by Married-Couple Families	3,431	720,726
Number of Owner-Occupied Housing Units inhabited by Families with Male Householder, no Wife Present	177	36,373
Number of Owner-Occupied Housing Units inhabited by Families with Female Householder, no Husband Present	411	99,067

< Continued on back side >

< Continued from front side >

Social and Economic Education for Development



KENTUCKY: BY THE NUMBERS  
~ Housing 2000 ~

**Adair County**



Julie N. Zimmerman and Nicole Breazeale  
Community and Economic Development Programs, Rural Sociology

University of Kentucky, College of Agriculture

May, 2002

**Owner-Occupied Housing (Continued)**

**County**

**State**

Number of Owner-Occupied Housing Units inhabited by  
Nonfamily Households (includes those Living Alone)

1,389

269,231

Average Household Size of Owner-Occupied Housing Units (2000)

2.48

2.55

**Renter-Occupied Housing**

Number of Renter-Occupied Housing Units (2000)

1,339

465,250

***Percent of Occupied Housing Units that are Renter-Occupied (2000)***

***19.8%***

***29.2%***

Number of Renter-Occupied Housing Units inhabited by Married-  
Couple Families

455

137,218

Number of Renter-Occupied Housing Units inhabited by Families  
with Male Householder, no Wife Present

52

22,124

Number of Renter-Occupied Housing Units inhabited by Families  
with Female Householder, no Husband Present

275

88,890

Number of Renter-Occupied Housing Units inhabited by  
Nonfamily Households (includes those Living Alone)

557

217,018

Average Household Size of Renter-Occupied Housing Units (2000)

2.32

2.27

**Vacant Housing**

Number of Vacant Housing Units that are for Seasonal, Recreational, or  
Occasional Use (2000)

217

30,420

***Percent of Total Vacant Housing Units that are for Seasonal,  
Recreational, or Occasional Use (2000)***

***20.8%***

***19.0%***

These data are from the U.S. Census Bureau and were downloaded from their website at  
<http://www.census.gov>

County level housing data is also available from the Kentucky State Data Center at  
<http://cbpa.louisville.edu/ksdc/>

**SEED (Social and Economic Education for Development)** is a program of the Kentucky Cooperative Extension Service at the University of Kentucky. Faculty draw on the resources of the Social 'N Agricultural Resource Library (SNARL) and professional contacts at the University of Kentucky, other agencies, and community programs throughout the country. For more information contact your local Cooperative Extension office or Dr. Richard C. Maurer, SEED, 500 Garrigus Building, University of Kentucky, Lexington, KY 40546 or call (859) 257-7582.

*Educational programs of the Kentucky Cooperative Extension Service serves all people regardless of race, color, age, sex, religion, disability, or national origin.*



## KENTUCKY: BY THE NUMBERS

~ Housing 2000 ~

Allen County

Julie N. Zimmerman and Nicole Breazeale  
Community and Economic Development Programs, Rural Sociology

University of Kentucky, College of Agriculture

May, 2002

Just as the population has grown, the total number of housing units has also grown since the last Census. However, while Kentucky's population has increased by 9.7 percent in ten years, the number of housing units has grown by 16.2 percent. This is in part because the average household size has decreased, but also because seasonal, recreational, and occasional-use housing has increased. This data sheet contains county level housing data from the newest 2000 Census with some comparison data from the last 1990 Census.

"Kentucky: By the Numbers" is available online at <http://www.ca.uky.edu/snarl>.

<b><u>Total Housing</u></b>	<b><u>County</u></b>	<b><u>State</u></b>
Total Number of Housing Units (2000)	8,057	1,750,927
Total Number of Housing Units (1990)	6,381	1,506,845
<b><i>Percent Change in Total Number of Housing Units (1990-2000)</i></b>	<b>26.3%</b>	<b>16.2%</b>
Number of Occupied Housing Units (Owner and Renter) (2000)	6,910	1,590,647
Number of Occupied Housing Units (Owner and Renter) (1990)	5,595	1,379,782
<b><i>Percent of Total Housing Units that are Occupied (2000)</i></b>	<b>85.8%</b>	<b>90.8%</b>
<b><i>Percent of Total Housing Units that are Occupied (1990)</i></b>	<b>87.7%</b>	<b>91.6%</b>
Number of Vacant Housing Units (2000)	1,147	160,280
Number of Vacant Housing Units (1990)	786	127,063
<b><i>Percent of Total Housing Units that are Vacant (2000)</i></b>	<b>14.2%</b>	<b>9.2%</b>
<b><i>Percent of Total Housing Units that are Vacant (1990)</i></b>	<b>12.3%</b>	<b>8.4%</b>

**Owner-Occupied Housing**

Number of Owner-Occupied Housing Units (2000)	5,461	1,125,397
<b><i>Percent of Occupied Housing Units that are Owner-Occupied (2000)</i></b>	<b>79.0%</b>	<b>70.8%</b>
Number of Owner-Occupied Housing Units inhabited by Married-Couple Families	3,579	720,726
Number of Owner-Occupied Housing Units inhabited by Families with Male Householder, no Wife Present	170	36,373
Number of Owner-Occupied Housing Units inhabited by Families with Female Householder, no Husband Present	428	99,067

< Continued on back side >

< Continued from front side >

Social and Economic Education for Development



KENTUCKY: BY THE NUMBERS  
~ Housing 2000 ~

Allen County



Julie N. Zimmerman and Nicole Breazeale  
Community and Economic Development Programs, Rural Sociology

University of Kentucky, College of Agriculture

May, 2002

**Owner-Occupied Housing (Continued)**

**County**

**State**

Number of Owner-Occupied Housing Units inhabited by  
Nonfamily Households (includes those Living Alone)

1,284

269,231

Average Household Size of Owner-Occupied Housing Units (2000)

2.56

2.55

**Renter-Occupied Housing**

Number of Renter-Occupied Housing Units (2000)

1,449

465,250

***Percent of Occupied Housing Units that are Renter-Occupied (2000)***

***21.0%***

***29.2%***

Number of Renter-Occupied Housing Units inhabited by Married-  
Couple Families

609

137,218

Number of Renter-Occupied Housing Units inhabited by Families  
with Male Householder, no Wife Present

73

22,124

Number of Renter-Occupied Housing Units inhabited by Families  
with Female Householder, no Husband Present

251

88,890

Number of Renter-Occupied Housing Units inhabited by  
Nonfamily Households (includes those Living Alone)

516

217,018

Average Household Size of Renter-Occupied Housing Units (2000)

2.49

2.27

**Vacant Housing**

Number of Vacant Housing Units that are for Seasonal, Recreational, or  
Occasional Use (2000)

300

30,420

***Percent of Total Vacant Housing Units that are for Seasonal,  
Recreational, or Occasional Use (2000)***

***26.2%***

***19.0%***

These data are from the U.S. Census Bureau and were downloaded from their website at  
<http://www.census.gov>

County level housing data is also available from the Kentucky State Data Center at  
<http://cbpa.louisville.edu/ksdc/>

**SEED (Social and Economic Education for Development)** is a program of the Kentucky Cooperative Extension Service at the University of Kentucky. Faculty draw on the resources of the Social 'N Agricultural Resource Library (SNARL) and professional contacts at the University of Kentucky, other agencies, and community programs throughout the country. For more information contact your local Cooperative Extension office or Dr. Richard C. Maurer, SEED, 500 Garrigus Building, University of Kentucky, Lexington, KY 40546 or call (859) 257-7582.

*Educational programs of the Kentucky Cooperative Extension Service serves all people regardless of race, color, age, sex, religion, disability, or national origin.*



## KENTUCKY: BY THE NUMBERS

~ Housing 2000 ~

Anderson County

Julie N. Zimmerman and Nicole Breazeale

Community and Economic Development Programs, Rural Sociology

University of Kentucky, College of Agriculture

May, 2002

Just as the population has grown, the total number of housing units has also grown since the last Census. However, while Kentucky's population has increased by 9.7 percent in ten years, the number of housing units has grown by 16.2 percent. This is in part because the average household size has decreased, but also because seasonal, recreational, and occasional-use housing has increased. This data sheet contains county level housing data from the newest 2000 Census with some comparison data from the last 1990 Census.

"Kentucky: By the Numbers" is available online at <http://www.ca.uky.edu/snarl>.

<u>Total Housing</u>	<u>County</u>	<u>State</u>
Total Number of Housing Units (2000)	7,752	1,750,927
Total Number of Housing Units (1990)	5,804	1,506,845
<b><i>Percent Change in Total Number of Housing Units (1990-2000)</i></b>	<b>33.6%</b>	<b>16.2%</b>
Number of Occupied Housing Units (Owner and Renter) (2000)	7,320	1,590,647
Number of Occupied Housing Units (Owner and Renter) (1990)	5,438	1,379,782
<b><i>Percent of Total Housing Units that are Occupied (2000)</i></b>	<b>94.4%</b>	<b>90.8%</b>
<b><i>Percent of Total Housing Units that are Occupied (1990)</i></b>	<b>93.7%</b>	<b>91.6%</b>
Number of Vacant Housing Units (2000)	432	160,280
Number of Vacant Housing Units (1990)	366	127,063
<b><i>Percent of Total Housing Units that are Vacant (2000)</i></b>	<b>5.6%</b>	<b>9.2%</b>
<b><i>Percent of Total Housing Units that are Vacant (1990)</i></b>	<b>6.3%</b>	<b>8.4%</b>
<b><u>Owner-Occupied Housing</u></b>		
Number of Owner-Occupied Housing Units (2000)	5,837	1,125,397
<b><i>Percent of Occupied Housing Units that are Owner-Occupied (2000)</i></b>	<b>79.7%</b>	<b>70.8%</b>
Number of Owner-Occupied Housing Units inhabited by Married-Couple Families	3,997	720,726
Number of Owner-Occupied Housing Units inhabited by Families with Male Householder, no Wife Present	178	36,373
Number of Owner-Occupied Housing Units inhabited by Families with Female Householder, no Husband Present	397	99,067

< Continued on back side >

< Continued from front side >

Social and Economic Education for Development



KENTUCKY: BY THE NUMBERS  
~ Housing 2000 ~

**Anderson County**



Julie N. Zimmerman and Nicole Breazeale  
Community and Economic Development Programs, Rural Sociology

University of Kentucky, College of Agriculture

May, 2002

**Owner-Occupied Housing (Continued)**

**County**                      **State**

Number of Owner-Occupied Housing Units inhabited by  
Nonfamily Households (includes those Living Alone)                      1,265                      269,231

Average Household Size of Owner-Occupied Housing Units (2000)                      2.61                      2.55

**Renter-Occupied Housing**

Number of Renter-Occupied Housing Units (2000)                      1,483                      465,250

***Percent of Occupied Housing Units that are Renter-Occupied (2000)***                      ***20.3%***                      ***29.2%***

Number of Renter-Occupied Housing Units inhabited by Married-  
Couple Families                      598                      137,218

Number of Renter-Occupied Housing Units inhabited by Families  
with Male Householder, no Wife Present                      81                      22,124

Number of Renter-Occupied Housing Units inhabited by Families  
with Female Householder, no Husband Present                      275                      88,890

Number of Renter-Occupied Housing Units inhabited by  
Nonfamily Households (includes those Living Alone)                      529                      217,018

Average Household Size of Renter-Occupied Housing Units (2000)                      2.51                      2.27

**Vacant Housing**

Number of Vacant Housing Units that are for Seasonal, Recreational, or  
Occasional Use (2000)                      75                      30,420

***Percent of Total Vacant Housing Units that are for Seasonal,  
Recreational, or Occasional Use (2000)***                      ***17.4%***                      ***19.0%***

These data are from the U.S. Census Bureau and were downloaded from their website at  
<http://www.census.gov>

County level housing data is also available from the Kentucky State Data Center at  
<http://cbpa.louisville.edu/ksdc/>


**SEED (Social and Economic Education for Development)** is a program of the Kentucky Cooperative Extension Service at the University of Kentucky. Faculty draw on the resources of the Social 'N Agricultural Resource Library (SNARL) and professional contacts at the University of Kentucky, other agencies, and community programs throughout the country. For more information contact your local Cooperative Extension office or Dr. Richard C. Maurer, SEED, 500 Garrigus Building, University of Kentucky, Lexington, KY 40546 or call (859) 257-7582.

*Educational programs of the Kentucky Cooperative Extension Service serves all people regardless of race, color, age, sex, religion, disability, or national origin.*



## KENTUCKY: BY THE NUMBERS

~ Housing 2000 ~

Ballard County

Julie N. Zimmerman and Nicole Breazeale

Community and Economic Development Programs, Rural Sociology

University of Kentucky, College of Agriculture

May, 2002

Just as the population has grown, the total number of housing units has also grown since the last Census. However, while Kentucky's population has increased by 9.7 percent in ten years, the number of housing units has grown by 16.2 percent. This is in part because the average household size has decreased, but also because seasonal, recreational, and occasional-use housing has increased. This data sheet contains county level housing data from the newest 2000 Census with some comparison data from the last 1990 Census.

"Kentucky: By the Numbers" is available online at <http://www.ca.uky.edu/snarl>.

<b><u>Total Housing</u></b>	<b><u>County</u></b>	<b><u>State</u></b>
Total Number of Housing Units (2000)	3,837	1,750,927
Total Number of Housing Units (1990)	3,553	1,506,845
<b><i>Percent Change in Total Number of Housing Units (1990-2000)</i></b>	<b><i>8.0%</i></b>	<b><i>16.2%</i></b>
Number of Occupied Housing Units (Owner and Renter) (2000)	3,395	1,590,647
Number of Occupied Housing Units (Owner and Renter) (1990)	3,191	1,379,782
<b><i>Percent of Total Housing Units that are Occupied (2000)</i></b>	<b><i>88.5%</i></b>	<b><i>90.8%</i></b>
<b><i>Percent of Total Housing Units that are Occupied (1990)</i></b>	<b><i>89.8%</i></b>	<b><i>91.6%</i></b>
Number of Vacant Housing Units (2000)	442	160,280
Number of Vacant Housing Units (1990)	362	127,063
<b><i>Percent of Total Housing Units that are Vacant (2000)</i></b>	<b><i>11.5%</i></b>	<b><i>9.2%</i></b>
<b><i>Percent of Total Housing Units that are Vacant (1990)</i></b>	<b><i>10.2%</i></b>	<b><i>8.4%</i></b>
<b><u>Owner-Occupied Housing</u></b>		
Number of Owner-Occupied Housing Units (2000)	2,781	1,125,397
<b><i>Percent of Occupied Housing Units that are Owner-Occupied (2000)</i></b>	<b><i>81.9%</i></b>	<b><i>70.8%</i></b>
Number of Owner-Occupied Housing Units inhabited by Married-Couple Families	1,820	720,726
Number of Owner-Occupied Housing Units inhabited by Families with Male Householder, no Wife Present	92	36,373
Number of Owner-Occupied Housing Units inhabited by Families with Female Householder, no Husband Present	184	99,067

< Continued on back side >

< Continued from front side >

Social and Economic Education for Development



KENTUCKY: BY THE NUMBERS  
~ Housing 2000 ~

**Ballard County**

Julie N. Zimmerman and Nicole Breazeale  
Community and Economic Development Programs, Rural Sociology



University of Kentucky, College of Agriculture

May, 2002

**Owner-Occupied Housing (Continued)**

**County**                      **State**

Number of Owner-Occupied Housing Units inhabited by  
Nonfamily Households (includes those Living Alone)                      685                      269,231

Average Household Size of Owner-Occupied Housing Units (2000)                      2.44                      2.55

**Renter-Occupied Housing**

Number of Renter-Occupied Housing Units (2000)                      614                      465,250

***Percent of Occupied Housing Units that are Renter-Occupied (2000)***                      ***18.1%***                      ***29.2%***

Number of Renter-Occupied Housing Units inhabited by Married-  
Couple Families                      202                      137,218

Number of Renter-Occupied Housing Units inhabited by Families  
with Male Householder, no Wife Present                      28                      22,124

Number of Renter-Occupied Housing Units inhabited by Families  
with Female Householder, no Husband Present                      89                      88,890

Number of Renter-Occupied Housing Units inhabited by  
Nonfamily Households (includes those Living Alone)                      295                      217,018

Average Household Size of Renter-Occupied Housing Units (2000)                      2.17                      2.27

**Vacant Housing**

Number of Vacant Housing Units that are for Seasonal, Recreational, or  
Occasional Use (2000)                      62                      30,420

***Percent of Total Vacant Housing Units that are for Seasonal,  
Recreational, or Occasional Use (2000)***                      ***14.0%***                      ***19.0%***

These data are from the U.S. Census Bureau and were downloaded from their website at  
<http://www.census.gov>

County level housing data is also available from the Kentucky State Data Center at  
<http://cbpa.louisville.edu/ksdc/>

**SEED (Social and Economic Education for Development)** is a program of the Kentucky Cooperative Extension Service at the University of Kentucky. Faculty draw on the resources of the Social 'N Agricultural Resource Library (SNARL) and professional contacts at the University of Kentucky, other agencies, and community programs throughout the country. For more information contact your local Cooperative Extension office or Dr. Richard C. Maurer, SEED, 500 Garrigus Building, University of Kentucky, Lexington, KY 40546 or call (859) 257-7582.

*Educational programs of the Kentucky Cooperative Extension Service serves all people regardless of race, color, age, sex, religion, disability, or national origin.*





## KENTUCKY: BY THE NUMBERS

~ Housing 2000 ~

Barren County

Julie N. Zimmerman and Nicole Breazeale  
Community and Economic Development Programs, Rural Sociology

University of Kentucky, College of Agriculture

May, 2002

Just as the population has grown, the total number of housing units has also grown since the last Census. However, while Kentucky's population has increased by 9.7 percent in ten years, the number of housing units has grown by 16.2 percent. This is in part because the average household size has decreased, but also because seasonal, recreational, and occasional-use housing has increased. This data sheet contains county level housing data from the newest 2000 Census with some comparison data from the last 1990 Census.

"Kentucky: By the Numbers" is available online at <http://www.ca.uky.edu/snarl>.

<b><u>Total Housing</u></b>	<b><u>County</u></b>	<b><u>State</u></b>
Total Number of Housing Units (2000)	17,095	1,750,927
Total Number of Housing Units (1990)	14,202	1,506,845
<b><i>Percent Change in Total Number of Housing Units (1990-2000)</i></b>	<b><i>20.4%</i></b>	<b><i>16.2%</i></b>
Number of Occupied Housing Units (Owner and Renter) (2000)	15,346	1,590,647
Number of Occupied Housing Units (Owner and Renter) (1990)	13,136	1,379,782
<b><i>Percent of Total Housing Units that are Occupied (2000)</i></b>	<b><i>89.8%</i></b>	<b><i>90.8%</i></b>
<b><i>Percent of Total Housing Units that are Occupied (1990)</i></b>	<b><i>92.5%</i></b>	<b><i>91.6%</i></b>
Number of Vacant Housing Units (2000)	1,749	160,280
Number of Vacant Housing Units (1990)	1,066	127,063
<b><i>Percent of Total Housing Units that are Vacant (2000)</i></b>	<b><i>10.2%</i></b>	<b><i>9.2%</i></b>
<b><i>Percent of Total Housing Units that are Vacant (1990)</i></b>	<b><i>7.5%</i></b>	<b><i>8.4%</i></b>
<b><u>Owner-Occupied Housing</u></b>		
Number of Owner-Occupied Housing Units (2000)	11,098	1,125,397
<b><i>Percent of Occupied Housing Units that are Owner-Occupied (2000)</i></b>	<b><i>72.3%</i></b>	<b><i>70.8%</i></b>
Number of Owner-Occupied Housing Units inhabited by Married-Couple Families	7,424	720,726
Number of Owner-Occupied Housing Units inhabited by Families with Male Householder, no Wife Present	297	36,373
Number of Owner-Occupied Housing Units inhabited by Families with Female Householder, no Husband Present	758	99,067

< Continued on back side >

< Continued from front side >

Social and Economic Education for Development



KENTUCKY: BY THE NUMBERS  
~ Housing 2000 ~

**Barren County**



Julie N. Zimmerman and Nicole Breazeale  
Community and Economic Development Programs, Rural Sociology

University of Kentucky, College of Agriculture

May, 2002

**Owner-Occupied Housing (Continued)**

**County**

**State**

Number of Owner-Occupied Housing Units inhabited by  
Nonfamily Households (includes those Living Alone)

2,619

269,231

Average Household Size of Owner-Occupied Housing Units (2000)

2.49

2.55

**Renter-Occupied Housing**

Number of Renter-Occupied Housing Units (2000)

4,248

465,250

***Percent of Occupied Housing Units that are Renter-Occupied (2000)***

***27.7%***

***29.2%***

Number of Renter-Occupied Housing Units inhabited by Married-  
Couple Families

1,529

137,218

Number of Renter-Occupied Housing Units inhabited by Families  
with Male Householder, no Wife Present

183

22,124

Number of Renter-Occupied Housing Units inhabited by Families  
with Female Householder, no Husband Present

748

88,890

Number of Renter-Occupied Housing Units inhabited by  
Nonfamily Households (includes those Living Alone)

1,788

217,018

Average Household Size of Renter-Occupied Housing Units (2000)

2.3

2.27

**Vacant Housing**

Number of Vacant Housing Units that are for Seasonal, Recreational, or  
Occasional Use (2000)

333

30,420

***Percent of Total Vacant Housing Units that are for Seasonal,  
Recreational, or Occasional Use (2000)***

***19.0%***

***19.0%***

These data are from the U.S. Census Bureau and were downloaded from their website at  
<http://www.census.gov>

County level housing data is also available from the Kentucky State Data Center at  
<http://cbpa.louisville.edu/ksdc/>

**SEED (Social and Economic Education for Development)** is a program of the Kentucky Cooperative Extension Service at the University of Kentucky. Faculty draw on the resources of the Social 'N Agricultural Resource Library (SNARL) and professional contacts at the University of Kentucky, other agencies, and community programs throughout the country. For more information contact your local Cooperative Extension office or Dr. Richard C. Maurer, SEED, 500 Garrigus Building, University of Kentucky, Lexington, KY 40546 or call (859) 257-7582.

*Educational programs of the Kentucky Cooperative Extension Service serves all people regardless of race, color, age, sex, religion, disability, or national origin.*



## KENTUCKY: BY THE NUMBERS

~ Housing 2000 ~

Bath County

Julie N. Zimmerman and Nicole Breazeale  
Community and Economic Development Programs, Rural Sociology

University of Kentucky, College of Agriculture

May, 2002

Just as the population has grown, the total number of housing units has also grown since the last Census. However, while Kentucky's population has increased by 9.7 percent in ten years, the number of housing units has grown by 16.2 percent. This is in part because the average household size has decreased, but also because seasonal, recreational, and occasional-use housing has increased. This data sheet contains county level housing data from the newest 2000 Census with some comparison data from the last 1990 Census.

"Kentucky: By the Numbers" is available online at <http://www.ca.uky.edu/snarl>.

<u>Total Housing</u>	<u>County</u>	<u>State</u>
Total Number of Housing Units (2000)	4,994	1,750,927
Total Number of Housing Units (1990)	4,021	1,506,845
<b><i>Percent Change in Total Number of Housing Units (1990-2000)</i></b>	<b>24.2%</b>	<b>16.2%</b>
Number of Occupied Housing Units (Owner and Renter) (2000)	4,445	1,590,647
Number of Occupied Housing Units (Owner and Renter) (1990)	3,659	1,379,782
<b><i>Percent of Total Housing Units that are Occupied (2000)</i></b>	<b>89.0%</b>	<b>90.8%</b>
<b><i>Percent of Total Housing Units that are Occupied (1990)</i></b>	<b>91.0%</b>	<b>91.6%</b>
Number of Vacant Housing Units (2000)	549	160,280
Number of Vacant Housing Units (1990)	362	127,063
<b><i>Percent of Total Housing Units that are Vacant (2000)</i></b>	<b>11.0%</b>	<b>9.2%</b>
<b><i>Percent of Total Housing Units that are Vacant (1990)</i></b>	<b>9.0%</b>	<b>8.4%</b>
<b><u>Owner-Occupied Housing</u></b>		
Number of Owner-Occupied Housing Units (2000)	3,547	1,125,397
<b><i>Percent of Occupied Housing Units that are Owner-Occupied (2000)</i></b>	<b>79.8%</b>	<b>70.8%</b>
Number of Owner-Occupied Housing Units inhabited by Married-Couple Families	2,206	720,726
Number of Owner-Occupied Housing Units inhabited by Families with Male Householder, no Wife Present	135	36,373
Number of Owner-Occupied Housing Units inhabited by Families with Female Householder, no Husband Present	292	99,067

< Continued on back side >

< Continued from front side >

Social and Economic Education for Development



KENTUCKY: BY THE NUMBERS  
~ Housing 2000 ~

**Bath County**



Julie N. Zimmerman and Nicole Breazeale  
Community and Economic Development Programs, Rural Sociology

University of Kentucky, College of Agriculture

May, 2002

**Owner-Occupied Housing (Continued)**

**County**                      **State**

Number of Owner-Occupied Housing Units inhabited by  
Nonfamily Households (includes those Living Alone)                      914                      269,231

Average Household Size of Owner-Occupied Housing Units (2000)                      2.48                      2.55

**Renter-Occupied Housing**

Number of Renter-Occupied Housing Units (2000)                      898                      465,250

***Percent of Occupied Housing Units that are Renter-Occupied (2000)***                      ***20.2%***                      ***29.2%***

Number of Renter-Occupied Housing Units inhabited by Married-  
Couple Families                      359                      137,218

Number of Renter-Occupied Housing Units inhabited by Families  
with Male Householder, no Wife Present                      38                      22,124

Number of Renter-Occupied Housing Units inhabited by Families  
with Female Householder, no Husband Present                      164                      88,890

Number of Renter-Occupied Housing Units inhabited by  
Nonfamily Households (includes those Living Alone)                      337                      217,018

Average Household Size of Renter-Occupied Housing Units (2000)                      2.42                      2.27

**Vacant Housing**

Number of Vacant Housing Units that are for Seasonal, Recreational, or  
Occasional Use (2000)                      133                      30,420

***Percent of Total Vacant Housing Units that are for Seasonal,  
Recreational, or Occasional Use (2000)***                      ***24.2%***                      ***19.0%***

These data are from the U.S. Census Bureau and were downloaded from their website at  
<http://www.census.gov>

County level housing data is also available from the Kentucky State Data Center at  
<http://cbpa.louisville.edu/ksdc/>

**SEED (Social and Economic Education for Development)** is a program of the Kentucky Cooperative Extension Service at the University of Kentucky. Faculty draw on the resources of the Social 'N Agricultural Resource Library (SNARL) and professional contacts at the University of Kentucky, other agencies, and community programs throughout the country. For more information contact your local Cooperative Extension office or Dr. Richard C. Maurer, SEED, 500 Garrigus Building, University of Kentucky, Lexington, KY 40546 or call (859) 257-7582.

*Educational programs of the Kentucky Cooperative Extension Service serves all people regardless of race, color, age, sex, religion, disability, or national origin.*



## KENTUCKY: BY THE NUMBERS

~ Housing 2000 ~

Bell County

Julie N. Zimmerman and Nicole Breazeale

Community and Economic Development Programs, Rural Sociology

University of Kentucky, College of Agriculture

May, 2002

Just as the population has grown, the total number of housing units has also grown since the last Census. However, while Kentucky's population has increased by 9.7 percent in ten years, the number of housing units has grown by 16.2 percent. This is in part because the average household size has decreased, but also because seasonal, recreational, and occasional-use housing has increased. This data sheet contains county level housing data from the newest 2000 Census with some comparison data from the last 1990 Census.

"Kentucky: By the Numbers" is available online at <http://www.ca.uky.edu/snarl>.

<u>Total Housing</u>	<u>County</u>	<u>State</u>
Total Number of Housing Units (2000)	13,341	1,750,927
Total Number of Housing Units (1990)	12,568	1,506,845
<b><i>Percent Change in Total Number of Housing Units (1990-2000)</i></b>	<b>6.2%</b>	<b>16.2%</b>
Number of Occupied Housing Units (Owner and Renter) (2000)	12,004	1,590,647
Number of Occupied Housing Units (Owner and Renter) (1990)	11,512	1,379,782
<b><i>Percent of Total Housing Units that are Occupied (2000)</i></b>	<b>90.0%</b>	<b>90.8%</b>
<b><i>Percent of Total Housing Units that are Occupied (1990)</i></b>	<b>91.6%</b>	<b>91.6%</b>
Number of Vacant Housing Units (2000)	1,337	160,280
Number of Vacant Housing Units (1990)	1,056	127,063
<b><i>Percent of Total Housing Units that are Vacant (2000)</i></b>	<b>10.0%</b>	<b>9.2%</b>
<b><i>Percent of Total Housing Units that are Vacant (1990)</i></b>	<b>8.4%</b>	<b>8.4%</b>
<b><u>Owner-Occupied Housing</u></b>		
Number of Owner-Occupied Housing Units (2000)	8,110	1,125,397
<b><i>Percent of Occupied Housing Units that are Owner-Occupied (2000)</i></b>	<b>67.6%</b>	<b>70.8%</b>
Number of Owner-Occupied Housing Units inhabited by Married-Couple Families	4,838	720,726
Number of Owner-Occupied Housing Units inhabited by Families with Male Householder, no Wife Present	333	36,373
Number of Owner-Occupied Housing Units inhabited by Families with Female Householder, no Husband Present	921	99,067

< Continued on back side >

< Continued from front side >

Social and Economic Education for Development



KENTUCKY: BY THE NUMBERS  
~ Housing 2000 ~



**Bell County**

Julie N. Zimmerman and Nicole Breazeale  
Community and Economic Development Programs, Rural Sociology

University of Kentucky, College of Agriculture

May, 2002

**Owner-Occupied Housing (Continued)**

**County**

**State**

Number of Owner-Occupied Housing Units inhabited by  
Nonfamily Households (includes those Living Alone)

2,018

269,231

Average Household Size of Owner-Occupied Housing Units (2000)

2.49

2.55

**Renter-Occupied Housing**

Number of Renter-Occupied Housing Units (2000)

3,894

465,250

***Percent of Occupied Housing Units that are Renter-Occupied (2000)***

***32.4%***

***29.2%***

Number of Renter-Occupied Housing Units inhabited by Married-  
Couple Families

1,288

137,218

Number of Renter-Occupied Housing Units inhabited by Families  
with Male Householder, no Wife Present

181

22,124

Number of Renter-Occupied Housing Units inhabited by Families  
with Female Householder, no Husband Present

961

88,890

Number of Renter-Occupied Housing Units inhabited by  
Nonfamily Households (includes those Living Alone)

1,464

217,018

Average Household Size of Renter-Occupied Housing Units (2000)

2.33

2.27

**Vacant Housing**

Number of Vacant Housing Units that are for Seasonal, Recreational, or  
Occasional Use (2000)

96

30,420

***Percent of Total Vacant Housing Units that are for Seasonal,  
Recreational, or Occasional Use (2000)***

***7.2%***

***19.0%***

These data are from the U.S. Census Bureau and were downloaded from their website at  
<http://www.census.gov>

County level housing data is also available from the Kentucky State Data Center at  
<http://cbpa.louisville.edu/ksdc/>


**SEED (Social and Economic Education for Development)** is a program of the Kentucky Cooperative Extension Service at the University of Kentucky. Faculty draw on the resources of the Social 'N Agricultural Resource Library (SNARL) and professional contacts at the University of Kentucky, other agencies, and community programs throughout the country. For more information contact your local Cooperative Extension office or Dr. Richard C. Maurer, SEED, 500 Garrigus Building, University of Kentucky, Lexington, KY 40546 or call (859) 257-7582.

*Educational programs of the Kentucky Cooperative Extension Service serves all people regardless of race, color, age, sex, religion, disability, or national origin.*



## KENTUCKY: BY THE NUMBERS

~ Housing 2000 ~

Boone County

Julie N. Zimmerman and Nicole Breazeale  
Community and Economic Development Programs, Rural Sociology

University of Kentucky, College of Agriculture

May, 2002

Just as the population has grown, the total number of housing units has also grown since the last Census. However, while Kentucky's population has increased by 9.7 percent in ten years, the number of housing units has grown by 16.2 percent. This is in part because the average household size has decreased, but also because seasonal, recreational, and occasional-use housing has increased. This data sheet contains county level housing data from the newest 2000 Census with some comparison data from the last 1990 Census.

"Kentucky: By the Numbers" is available online at <http://www.ca.uky.edu/snarl>.

<u><b>Total Housing</b></u>	<u><b>County</b></u>	<u><b>State</b></u>
Total Number of Housing Units (2000)	33,351	1,750,927
Total Number of Housing Units (1990)	21,476	1,506,845
<i><b>Percent Change in Total Number of Housing Units (1990-2000)</b></i>	<i><b>55.3%</b></i>	<i><b>16.2%</b></i>
Number of Occupied Housing Units (Owner and Renter) (2000)	31,258	1,590,647
Number of Occupied Housing Units (Owner and Renter) (1990)	20,127	1,379,782
<i><b>Percent of Total Housing Units that are Occupied (2000)</b></i>	<i><b>93.7%</b></i>	<i><b>90.8%</b></i>
<i><b>Percent of Total Housing Units that are Occupied (1990)</b></i>	<i><b>93.7%</b></i>	<i><b>91.6%</b></i>
Number of Vacant Housing Units (2000)	2,093	160,280
Number of Vacant Housing Units (1990)	1,349	127,063
<i><b>Percent of Total Housing Units that are Vacant (2000)</b></i>	<i><b>6.3%</b></i>	<i><b>9.2%</b></i>
<i><b>Percent of Total Housing Units that are Vacant (1990)</b></i>	<i><b>6.3%</b></i>	<i><b>8.4%</b></i>
<u><b>Owner-Occupied Housing</b></u>		
Number of Owner-Occupied Housing Units (2000)	23,212	1,125,397
<i><b>Percent of Occupied Housing Units that are Owner-Occupied (2000)</b></i>	<i><b>74.3%</b></i>	<i><b>70.8%</b></i>
Number of Owner-Occupied Housing Units inhabited by Married-Couple Families	16,681	720,726
Number of Owner-Occupied Housing Units inhabited by Families with Male Householder, no Wife Present	696	36,373
Number of Owner-Occupied Housing Units inhabited by Families with Female Householder, no Husband Present	1,762	99,067

< Continued on back side >

< Continued from front side >

Social and Economic Education for Development



KENTUCKY: BY THE NUMBERS  
~ Housing 2000 ~

**Boone County**



Julie N. Zimmerman and Nicole Breazeale  
Community and Economic Development Programs, Rural Sociology

University of Kentucky, College of Agriculture

May, 2002

**Owner-Occupied Housing (Continued)**

**County**                      **State**

Number of Owner-Occupied Housing Units inhabited by  
Nonfamily Households (includes those Living Alone)                      4,073                      269,231

Average Household Size of Owner-Occupied Housing Units (2000)                      2.89                      2.55

**Renter-Occupied Housing**

Number of Renter-Occupied Housing Units (2000)                      8,046                      465,250

***Percent of Occupied Housing Units that are Renter-Occupied (2000)***                      ***25.7%***                      ***29.2%***

Number of Renter-Occupied Housing Units inhabited by Married-  
Couple Families                      2,560                      137,218

Number of Renter-Occupied Housing Units inhabited by Families  
with Male Householder, no Wife Present                      436                      22,124

Number of Renter-Occupied Housing Units inhabited by Families  
with Female Householder, no Husband Present                      1,300                      88,890

Number of Renter-Occupied Housing Units inhabited by  
Nonfamily Households (includes those Living Alone)                      3,750                      217,018

Average Household Size of Renter-Occupied Housing Units (2000)                      2.28                      2.27

**Vacant Housing**

Number of Vacant Housing Units that are for Seasonal, Recreational, or  
Occasional Use (2000)                      313                      30,420

***Percent of Total Vacant Housing Units that are for Seasonal,  
Recreational, or Occasional Use (2000)***                      ***15.0%***                      ***19.0%***

These data are from the U.S. Census Bureau and were downloaded from their website at  
<http://www.census.gov>

County level housing data is also available from the Kentucky State Data Center at  
<http://cbpa.louisville.edu/ksdc/>

**SEED (Social and Economic Education for Development)** is a program of the Kentucky Cooperative Extension Service at the University of Kentucky. Faculty draw on the resources of the Social 'N Agricultural Resource Library (SNARL) and professional contacts at the University of Kentucky, other agencies, and community programs throughout the country. For more information contact your local Cooperative Extension office or Dr. Richard C. Maurer, SEED, 500 Garrigus Building, University of Kentucky, Lexington, KY 40546 or call (859) 257-7582.

*Educational programs of the Kentucky Cooperative Extension Service serves all people regardless of race, color, age, sex, religion, disability, or national origin.*





## KENTUCKY: BY THE NUMBERS

~ Housing 2000 ~

Bourbon County

Julie N. Zimmerman and Nicole Breazeale

Community and Economic Development Programs, Rural Sociology

University of Kentucky, College of Agriculture

May, 2002

Just as the population has grown, the total number of housing units has also grown since the last Census. However, while Kentucky's population has increased by 9.7 percent in ten years, the number of housing units has grown by 16.2 percent. This is in part because the average household size has decreased, but also because seasonal, recreational, and occasional-use housing has increased. This data sheet contains county level housing data from the newest 2000 Census with some comparison data from the last 1990 Census.

"Kentucky: By the Numbers" is available online at <http://www.ca.uky.edu/snarl>.

<u>Total Housing</u>	<u>County</u>	<u>State</u>
Total Number of Housing Units (2000)	8,349	1,750,927
Total Number of Housing Units (1990)	7,781	1,506,845
<i>Percent Change in Total Number of Housing Units (1990-2000)</i>	<i>7.3%</i>	<i>16.2%</i>
Number of Occupied Housing Units (Owner and Renter) (2000)	7,681	1,590,647
Number of Occupied Housing Units (Owner and Renter) (1990)	7,250	1,379,782
<i>Percent of Total Housing Units that are Occupied (2000)</i>	<i>92.0%</i>	<i>90.8%</i>
<i>Percent of Total Housing Units that are Occupied (1990)</i>	<i>93.2%</i>	<i>91.6%</i>
Number of Vacant Housing Units (2000)	668	160,280
Number of Vacant Housing Units (1990)	531	127,063
<i>Percent of Total Housing Units that are Vacant (2000)</i>	<i>8.0%</i>	<i>9.2%</i>
<i>Percent of Total Housing Units that are Vacant (1990)</i>	<i>6.8%</i>	<i>8.4%</i>
<u>Owner-Occupied Housing</u>		
Number of Owner-Occupied Housing Units (2000)	5,028	1,125,397
<i>Percent of Occupied Housing Units that are Owner-Occupied (2000)</i>	<i>65.5%</i>	<i>70.8%</i>
Number of Owner-Occupied Housing Units inhabited by Married-Couple Families	3,246	720,726
Number of Owner-Occupied Housing Units inhabited by Families with Male Householder, no Wife Present	161	36,373
Number of Owner-Occupied Housing Units inhabited by Families with Female Householder, no Husband Present	432	99,067

< Continued on back side >

< Continued from front side >

Social and Economic Education for Development



KENTUCKY: BY THE NUMBERS  
~ Housing 2000 ~

**Bourbon County**



Julie N. Zimmerman and Nicole Breazeale  
Community and Economic Development Programs, Rural Sociology

University of Kentucky, College of Agriculture

May, 2002

**Owner-Occupied Housing (Continued)**

**County**

**State**

Number of Owner-Occupied Housing Units inhabited by  
Nonfamily Households (includes those Living Alone)

1,189

269,231

Average Household Size of Owner-Occupied Housing Units (2000)

2.53

2.55

**Renter-Occupied Housing**

Number of Renter-Occupied Housing Units (2000)

2,653

465,250

***Percent of Occupied Housing Units that are Renter-Occupied (2000)***

***34.5%***

***29.2%***

Number of Renter-Occupied Housing Units inhabited by Married-  
Couple Families

952

137,218

Number of Renter-Occupied Housing Units inhabited by Families  
with Male Householder, no Wife Present

148

22,124

Number of Renter-Occupied Housing Units inhabited by Families  
with Female Householder, no Husband Present

509

88,890

Number of Renter-Occupied Housing Units inhabited by  
Nonfamily Households (includes those Living Alone)

1,044

217,018

Average Household Size of Renter-Occupied Housing Units (2000)

2.42

2.27

**Vacant Housing**

Number of Vacant Housing Units that are for Seasonal, Recreational, or  
Occasional Use (2000)

50

30,420

***Percent of Total Vacant Housing Units that are for Seasonal,  
Recreational, or Occasional Use (2000)***

***7.5%***

***19.0%***

These data are from the U.S. Census Bureau and were downloaded from their website at  
<http://www.census.gov>

County level housing data is also available from the Kentucky State Data Center at  
<http://cbpa.louisville.edu/ksdc/>

**SEED (Social and Economic Education for Development)** is a program of the Kentucky Cooperative Extension Service at the University of Kentucky. Faculty draw on the resources of the Social 'N Agricultural Resource Library (SNARL) and professional contacts at the University of Kentucky, other agencies, and community programs throughout the country. For more information contact your local Cooperative Extension office or Dr. Richard C. Maurer, SEED, 500 Garrigus Building, University of Kentucky, Lexington, KY 40546 or call (859) 257-7582.

*Educational programs of the Kentucky Cooperative Extension Service serves all people regardless of race, color, age, sex, religion, disability, or national origin.*



## KENTUCKY: BY THE NUMBERS

~ Housing 2000 ~

Boyd County

Julie N. Zimmerman and Nicole Breazeale

Community and Economic Development Programs, Rural Sociology

University of Kentucky, College of Agriculture

May, 2002

Just as the population has grown, the total number of housing units has also grown since the last Census. However, while Kentucky's population has increased by 9.7 percent in ten years, the number of housing units has grown by 16.2 percent. This is in part because the average household size has decreased, but also because seasonal, recreational, and occasional-use housing has increased. This data sheet contains county level housing data from the newest 2000 Census with some comparison data from the last 1990 Census.

"Kentucky: By the Numbers" is available online at <http://www.ca.uky.edu/snarl>.

<b><u>Total Housing</u></b>	<b><u>County</u></b>	<b><u>State</u></b>
Total Number of Housing Units (2000)	21,976	1,750,927
Total Number of Housing Units (1990)	21,365	1,506,845
<b><i>Percent Change in Total Number of Housing Units (1990-2000)</i></b>	<b><i>2.9%</i></b>	<b><i>16.2%</i></b>
Number of Occupied Housing Units (Owner and Renter) (2000)	20,010	1,590,647
Number of Occupied Housing Units (Owner and Renter) (1990)	19,876	1,379,782
<b><i>Percent of Total Housing Units that are Occupied (2000)</i></b>	<b><i>91.1%</i></b>	<b><i>90.8%</i></b>
<b><i>Percent of Total Housing Units that are Occupied (1990)</i></b>	<b><i>93.0%</i></b>	<b><i>91.6%</i></b>
Number of Vacant Housing Units (2000)	1,966	160,280
Number of Vacant Housing Units (1990)	1,489	127,063
<b><i>Percent of Total Housing Units that are Vacant (2000)</i></b>	<b><i>8.9%</i></b>	<b><i>9.2%</i></b>
<b><i>Percent of Total Housing Units that are Vacant (1990)</i></b>	<b><i>7.0%</i></b>	<b><i>8.4%</i></b>
<b><u>Owner-Occupied Housing</u></b>		
Number of Owner-Occupied Housing Units (2000)	14,595	1,125,397
<b><i>Percent of Occupied Housing Units that are Owner-Occupied (2000)</i></b>	<b><i>72.9%</i></b>	<b><i>70.8%</i></b>
Number of Owner-Occupied Housing Units inhabited by Married-Couple Families	9,489	720,726
Number of Owner-Occupied Housing Units inhabited by Families with Male Householder, no Wife Present	404	36,373
Number of Owner-Occupied Housing Units inhabited by Families with Female Householder, no Husband Present	1,227	99,067

< Continued on back side >

< Continued from front side >

Social and Economic Education for Development



KENTUCKY: BY THE NUMBERS  
~ Housing 2000 ~

**Boyd County**



Julie N. Zimmerman and Nicole Breazeale  
Community and Economic Development Programs, Rural Sociology

University of Kentucky, College of Agriculture

May, 2002

**Owner-Occupied Housing (Continued)**

**County**

**State**

Number of Owner-Occupied Housing Units inhabited by  
Nonfamily Households (includes those Living Alone)

3,475

269,231

Average Household Size of Owner-Occupied Housing Units (2000)

2.45

2.55

**Renter-Occupied Housing**

Number of Renter-Occupied Housing Units (2000)

5,415

465,250

***Percent of Occupied Housing Units that are Renter-Occupied (2000)***

***27.1%***

***29.2%***

Number of Renter-Occupied Housing Units inhabited by Married-  
Couple Families

1,655

137,218

Number of Renter-Occupied Housing Units inhabited by Families  
with Male Householder, no Wife Present

237

22,124

Number of Renter-Occupied Housing Units inhabited by Families  
with Female Householder, no Husband Present

1,099

88,890

Number of Renter-Occupied Housing Units inhabited by  
Nonfamily Households (includes those Living Alone)

2,424

217,018

Average Household Size of Renter-Occupied Housing Units (2000)

2.2

2.27

**Vacant Housing**

Number of Vacant Housing Units that are for Seasonal, Recreational, or  
Occasional Use (2000)

120

30,420

***Percent of Total Vacant Housing Units that are for Seasonal,  
Recreational, or Occasional Use (2000)***

***6.1%***

***19.0%***

These data are from the U.S. Census Bureau and were downloaded from their website at  
<http://www.census.gov>

County level housing data is also available from the Kentucky State Data Center at  
<http://cbpa.louisville.edu/ksdc/>

**SEED (Social and Economic Education for Development)** is a program of the Kentucky Cooperative Extension Service at the University of Kentucky. Faculty draw on the resources of the Social 'N Agricultural Resource Library (SNARL) and professional contacts at the University of Kentucky, other agencies, and community programs throughout the country. For more information contact your local Cooperative Extension office or Dr. Richard C. Maurer, SEED, 500 Garrigus Building, University of Kentucky, Lexington, KY 40546 or call (859) 257-7582.

*Educational programs of the Kentucky Cooperative Extension Service serves all people regardless of race, color, age, sex, religion, disability, or national origin.*



## KENTUCKY: BY THE NUMBERS

~ Housing 2000 ~

Boyle County

Julie N. Zimmerman and Nicole Breazeale  
Community and Economic Development Programs, Rural Sociology

University of Kentucky, College of Agriculture

May, 2002

Just as the population has grown, the total number of housing units has also grown since the last Census. However, while Kentucky's population has increased by 9.7 percent in ten years, the number of housing units has grown by 16.2 percent. This is in part because the average household size has decreased, but also because seasonal, recreational, and occasional-use housing has increased. This data sheet contains county level housing data from the newest 2000 Census with some comparison data from the last 1990 Census.

"Kentucky: By the Numbers" is available online at <http://www.ca.uky.edu/snarl>.

<u>Total Housing</u>	<u>County</u>	<u>State</u>
Total Number of Housing Units (2000)	11,418	1,750,927
Total Number of Housing Units (1990)	10,191	1,506,845
<b><i>Percent Change in Total Number of Housing Units (1990-2000)</i></b>	<b><i>12.0%</i></b>	<b><i>16.2%</i></b>
Number of Occupied Housing Units (Owner and Renter) (2000)	10,574	1,590,647
Number of Occupied Housing Units (Owner and Renter) (1990)	9,483	1,379,782
<b><i>Percent of Total Housing Units that are Occupied (2000)</i></b>	<b><i>92.6%</i></b>	<b><i>90.8%</i></b>
<b><i>Percent of Total Housing Units that are Occupied (1990)</i></b>	<b><i>93.1%</i></b>	<b><i>91.6%</i></b>
Number of Vacant Housing Units (2000)	844	160,280
Number of Vacant Housing Units (1990)	708	127,063
<b><i>Percent of Total Housing Units that are Vacant (2000)</i></b>	<b><i>7.4%</i></b>	<b><i>9.2%</i></b>
<b><i>Percent of Total Housing Units that are Vacant (1990)</i></b>	<b><i>6.9%</i></b>	<b><i>8.4%</i></b>
<b><u>Owner-Occupied Housing</u></b>		
Number of Owner-Occupied Housing Units (2000)	7,327	1,125,397
<b><i>Percent of Occupied Housing Units that are Owner-Occupied (2000)</i></b>	<b><i>69.3%</i></b>	<b><i>70.8%</i></b>
Number of Owner-Occupied Housing Units inhabited by Married-Couple Families	4,717	720,726
Number of Owner-Occupied Housing Units inhabited by Families with Male Householder, no Wife Present	208	36,373
Number of Owner-Occupied Housing Units inhabited by Families with Female Householder, no Husband Present	605	99,067

< Continued on back side >

< Continued from front side >

Social and Economic Education for Development



KENTUCKY: BY THE NUMBERS  
~ Housing 2000 ~

**Boyle County**



Julie N. Zimmerman and Nicole Breazeale  
Community and Economic Development Programs, Rural Sociology

University of Kentucky, College of Agriculture

May, 2002

**Owner-Occupied Housing (Continued)**

**County**                      **State**

Number of Owner-Occupied Housing Units inhabited by  
Nonfamily Households (includes those Living Alone)                      1,797                      269,231

Average Household Size of Owner-Occupied Housing Units (2000)                      2.44                      2.55

**Renter-Occupied Housing**

Number of Renter-Occupied Housing Units (2000)                      3,247                      465,250

***Percent of Occupied Housing Units that are Renter-Occupied (2000)***                      ***30.7%***                      ***29.2%***

Number of Renter-Occupied Housing Units inhabited by Married-  
Couple Families                      962                      137,218

Number of Renter-Occupied Housing Units inhabited by Families  
with Male Householder, no Wife Present                      136                      22,124

Number of Renter-Occupied Housing Units inhabited by Families  
with Female Householder, no Husband Present                      717                      88,890

Number of Renter-Occupied Housing Units inhabited by  
Nonfamily Households (includes those Living Alone)                      1,432                      217,018

Average Household Size of Renter-Occupied Housing Units (2000)                      2.24                      2.27

**Vacant Housing**

Number of Vacant Housing Units that are for Seasonal, Recreational, or  
Occasional Use (2000)                      85                      30,420

***Percent of Total Vacant Housing Units that are for Seasonal,  
Recreational, or Occasional Use (2000)***                      ***10.1%***                      ***19.0%***

These data are from the U.S. Census Bureau and were downloaded from their website at  
<http://www.census.gov>

County level housing data is also available from the Kentucky State Data Center at  
<http://cbpa.louisville.edu/ksdc/>

**SEED (Social and Economic Education for Development)** is a program of the Kentucky Cooperative Extension Service at the University of Kentucky. Faculty draw on the resources of the Social 'N Agricultural Resource Library (SNARL) and professional contacts at the University of Kentucky, other agencies, and community programs throughout the country. For more information contact your local Cooperative Extension office or Dr. Richard C. Maurer, SEED, 500 Garrigus Building, University of Kentucky, Lexington, KY 40546 or call (859) 257-7582.

*Educational programs of the Kentucky Cooperative Extension Service serves all people regardless of race, color, age, sex, religion, disability, or national origin.*



## KENTUCKY: BY THE NUMBERS

~ Housing 2000 ~

Bracken County

Julie N. Zimmerman and Nicole Breazeale  
Community and Economic Development Programs, Rural Sociology

University of Kentucky, College of Agriculture

May, 2002

Just as the population has grown, the total number of housing units has also grown since the last Census. However, while Kentucky's population has increased by 9.7 percent in ten years, the number of housing units has grown by 16.2 percent. This is in part because the average household size has decreased, but also because seasonal, recreational, and occasional-use housing has increased. This data sheet contains county level housing data from the newest 2000 Census with some comparison data from the last 1990 Census.

"Kentucky: By the Numbers" is available online at <http://www.ca.uky.edu/snarl>.

<u>Total Housing</u>	<u>County</u>	<u>State</u>
Total Number of Housing Units (2000)	3,715	1,750,927
Total Number of Housing Units (1990)	3,166	1,506,845
<b><i>Percent Change in Total Number of Housing Units (1990-2000)</i></b>	<b><i>17.3%</i></b>	<b><i>16.2%</i></b>
Number of Occupied Housing Units (Owner and Renter) (2000)	3,228	1,590,647
Number of Occupied Housing Units (Owner and Renter) (1990)	2,872	1,379,782
<b><i>Percent of Total Housing Units that are Occupied (2000)</i></b>	<b><i>86.9%</i></b>	<b><i>90.8%</i></b>
<b><i>Percent of Total Housing Units that are Occupied (1990)</i></b>	<b><i>90.7%</i></b>	<b><i>91.6%</i></b>
Number of Vacant Housing Units (2000)	487	160,280
Number of Vacant Housing Units (1990)	294	127,063
<b><i>Percent of Total Housing Units that are Vacant (2000)</i></b>	<b><i>13.1%</i></b>	<b><i>9.2%</i></b>
<b><i>Percent of Total Housing Units that are Vacant (1990)</i></b>	<b><i>9.3%</i></b>	<b><i>8.4%</i></b>
<b><u>Owner-Occupied Housing</u></b>		
Number of Owner-Occupied Housing Units (2000)	2,482	1,125,397
<b><i>Percent of Occupied Housing Units that are Owner-Occupied (2000)</i></b>	<b><i>76.9%</i></b>	<b><i>70.8%</i></b>
Number of Owner-Occupied Housing Units inhabited by Married-Couple Families	1,575	720,726
Number of Owner-Occupied Housing Units inhabited by Families with Male Householder, no Wife Present	104	36,373
Number of Owner-Occupied Housing Units inhabited by Families with Female Householder, no Husband Present	199	99,067

< Continued on back side >

< Continued from front side >

Social and Economic Education for Development



KENTUCKY: BY THE NUMBERS  
~ Housing 2000 ~

**Bracken County**



Julie N. Zimmerman and Nicole Breazeale  
Community and Economic Development Programs, Rural Sociology

University of Kentucky, College of Agriculture

May, 2002

**Owner-Occupied Housing (Continued)**

**County**                      **State**

Number of Owner-Occupied Housing Units inhabited by  
Nonfamily Households (includes those Living Alone)                      604                      269,231

Average Household Size of Owner-Occupied Housing Units (2000)                      2.57                      2.55

**Renter-Occupied Housing**

Number of Renter-Occupied Housing Units (2000)                      746                      465,250

***Percent of Occupied Housing Units that are Renter-Occupied (2000)***                      ***23.1%***                      ***29.2%***

Number of Renter-Occupied Housing Units inhabited by Married-  
Couple Families                      275                      137,218

Number of Renter-Occupied Housing Units inhabited by Families  
with Male Householder, no Wife Present                      46                      22,124

Number of Renter-Occupied Housing Units inhabited by Families  
with Female Householder, no Husband Present                      147                      88,890

Number of Renter-Occupied Housing Units inhabited by  
Nonfamily Households (includes those Living Alone)                      278                      217,018

Average Household Size of Renter-Occupied Housing Units (2000)                      2.46                      2.27

**Vacant Housing**

Number of Vacant Housing Units that are for Seasonal, Recreational, or  
Occasional Use (2000)                      74                      30,420

***Percent of Total Vacant Housing Units that are for Seasonal,  
Recreational, or Occasional Use (2000)***                      ***15.2%***                      ***19.0%***

These data are from the U.S. Census Bureau and were downloaded from their website at  
<http://www.census.gov>

County level housing data is also available from the Kentucky State Data Center at  
<http://cbpa.louisville.edu/ksdc/>

**SEED (Social and Economic Education for Development)** is a program of the Kentucky Cooperative Extension Service at the University of Kentucky. Faculty draw on the resources of the Social 'N Agricultural Resource Library (SNARL) and professional contacts at the University of Kentucky, other agencies, and community programs throughout the country. For more information contact your local Cooperative Extension office or Dr. Richard C. Maurer, SEED, 500 Garrigus Building, University of Kentucky, Lexington, KY 40546 or call (859) 257-7582.

*Educational programs of the Kentucky Cooperative Extension Service serves all people regardless of race, color, age, sex, religion, disability, or national origin.*





## KENTUCKY: BY THE NUMBERS

~ Housing 2000 ~

Breathitt County

Julie N. Zimmerman and Nicole Breazeale

Community and Economic Development Programs, Rural Sociology

University of Kentucky, College of Agriculture

May, 2002

Just as the population has grown, the total number of housing units has also grown since the last Census. However, while Kentucky's population has increased by 9.7 percent in ten years, the number of housing units has grown by 16.2 percent. This is in part because the average household size has decreased, but also because seasonal, recreational, and occasional-use housing has increased. This data sheet contains county level housing data from the newest 2000 Census with some comparison data from the last 1990 Census.

"Kentucky: By the Numbers" is available online at <http://www.ca.uky.edu/snarl>.

<u><b>Total Housing</b></u>	<u><b>County</b></u>	<u><b>State</b></u>
Total Number of Housing Units (2000)	6,812	1,750,927
Total Number of Housing Units (1990)	6,127	1,506,845
<i><b>Percent Change in Total Number of Housing Units (1990-2000)</b></i>	<i><b>11.2%</b></i>	<i><b>16.2%</b></i>
Number of Occupied Housing Units (Owner and Renter) (2000)	6,170	1,590,647
Number of Occupied Housing Units (Owner and Renter) (1990)	5,555	1,379,782
<i><b>Percent of Total Housing Units that are Occupied (2000)</b></i>	<i><b>90.6%</b></i>	<i><b>90.8%</b></i>
<i><b>Percent of Total Housing Units that are Occupied (1990)</b></i>	<i><b>90.7%</b></i>	<i><b>91.6%</b></i>
Number of Vacant Housing Units (2000)	642	160,280
Number of Vacant Housing Units (1990)	572	127,063
<i><b>Percent of Total Housing Units that are Vacant (2000)</b></i>	<i><b>9.4%</b></i>	<i><b>9.2%</b></i>
<i><b>Percent of Total Housing Units that are Vacant (1990)</b></i>	<i><b>9.3%</b></i>	<i><b>8.4%</b></i>
<u><b>Owner-Occupied Housing</b></u>		
Number of Owner-Occupied Housing Units (2000)	4,722	1,125,397
<i><b>Percent of Occupied Housing Units that are Owner-Occupied (2000)</b></i>	<i><b>76.5%</b></i>	<i><b>70.8%</b></i>
Number of Owner-Occupied Housing Units inhabited by Married-Couple Families	2,835	720,726
Number of Owner-Occupied Housing Units inhabited by Families with Male Householder, no Wife Present	208	36,373
Number of Owner-Occupied Housing Units inhabited by Families with Female Householder, no Husband Present	586	99,067

< Continued on back side >

< Continued from front side >

Social and Economic Education for Development



KENTUCKY: BY THE NUMBERS  
~ Housing 2000 ~

**Breathitt County**



Julie N. Zimmerman and Nicole Breazeale  
Community and Economic Development Programs, Rural Sociology

University of Kentucky, College of Agriculture

May, 2002

<b><u>Owner-Occupied Housing (Continued)</u></b>	<b><u>County</u></b>	<b><u>State</u></b>
Number of Owner-Occupied Housing Units inhabited by Nonfamily Households (includes those Living Alone)	1,093	269,231
Average Household Size of Owner-Occupied Housing Units (2000)	2.58	2.55
<b><u>Renter-Occupied Housing</u></b>		
Number of Renter-Occupied Housing Units (2000)	1,448	465,250
<b><i>Percent of Occupied Housing Units that are Renter-Occupied (2000)</i></b>	<b>23.5%</b>	<b>29.2%</b>
Number of Renter-Occupied Housing Units inhabited by Married-Couple Families	556	137,218
Number of Renter-Occupied Housing Units inhabited by Families with Male Householder, no Wife Present	66	22,124
Number of Renter-Occupied Housing Units inhabited by Families with Female Householder, no Husband Present	290	88,890
Number of Renter-Occupied Housing Units inhabited by Nonfamily Households (includes those Living Alone)	536	217,018
Average Household Size of Renter-Occupied Housing Units (2000)	2.43	2.27
<b><u>Vacant Housing</u></b>		
Number of Vacant Housing Units that are for Seasonal, Recreational, or Occasional Use (2000)	93	30,420
<b><i>Percent of Total Vacant Housing Units that are for Seasonal, Recreational, or Occasional Use (2000)</i></b>	<b>14.5%</b>	<b>19.0%</b>

These data are from the U.S. Census Bureau and were downloaded from their website at  
<http://www.census.gov>

County level housing data is also available from the Kentucky State Data Center at  
<http://cbpa.louisville.edu/ksdc/>


**SEED (Social and Economic Education for Development)** is a program of the Kentucky Cooperative Extension Service at the University of Kentucky. Faculty draw on the resources of the Social 'N Agricultural Resource Library (SNARL) and professional contacts at the University of Kentucky, other agencies, and community programs throughout the country. For more information contact your local Cooperative Extension office or Dr. Richard C. Maurer, SEED, 500 Garrigus Building, University of Kentucky, Lexington, KY 40546 or call (859) 257-7582.

*Educational programs of the Kentucky Cooperative Extension Service serves all people regardless of race, color, age, sex, religion, disability, or national origin.*



## KENTUCKY: BY THE NUMBERS

~ Housing 2000 ~

Breckinridge County

Julie N. Zimmerman and Nicole Breazeale

Community and Economic Development Programs, Rural Sociology

University of Kentucky, College of Agriculture

May, 2002

Just as the population has grown, the total number of housing units has also grown since the last Census. However, while Kentucky's population has increased by 9.7 percent in ten years, the number of housing units has grown by 16.2 percent. This is in part because the average household size has decreased, but also because seasonal, recreational, and occasional-use housing has increased. This data sheet contains county level housing data from the newest 2000 Census with some comparison data from the last 1990 Census.

"Kentucky: By the Numbers" is available online at <http://www.ca.uky.edu/snarl>.

<b><u>Total Housing</u></b>	<b><u>County</u></b>	<b><u>State</u></b>
Total Number of Housing Units (2000)	9,890	1,750,927
Total Number of Housing Units (1990)	8,261	1,506,845
<b><i>Percent Change in Total Number of Housing Units (1990-2000)</i></b>	<b><i>19.7%</i></b>	<b><i>16.2%</i></b>
Number of Occupied Housing Units (Owner and Renter) (2000)	7,324	1,590,647
Number of Occupied Housing Units (Owner and Renter) (1990)	6,159	1,379,782
<b><i>Percent of Total Housing Units that are Occupied (2000)</i></b>	<b><i>74.1%</i></b>	<b><i>90.8%</i></b>
<b><i>Percent of Total Housing Units that are Occupied (1990)</i></b>	<b><i>74.6%</i></b>	<b><i>91.6%</i></b>
Number of Vacant Housing Units (2000)	2,566	160,280
Number of Vacant Housing Units (1990)	2,102	127,063
<b><i>Percent of Total Housing Units that are Vacant (2000)</i></b>	<b><i>25.9%</i></b>	<b><i>9.2%</i></b>
<b><i>Percent of Total Housing Units that are Vacant (1990)</i></b>	<b><i>25.4%</i></b>	<b><i>8.4%</i></b>
<b><u>Owner-Occupied Housing</u></b>		
Number of Owner-Occupied Housing Units (2000)	5,987	1,125,397
<b><i>Percent of Occupied Housing Units that are Owner-Occupied (2000)</i></b>	<b><i>81.7%</i></b>	<b><i>70.8%</i></b>
Number of Owner-Occupied Housing Units inhabited by Married-Couple Families	3,896	720,726
Number of Owner-Occupied Housing Units inhabited by Families with Male Householder, no Wife Present	229	36,373
Number of Owner-Occupied Housing Units inhabited by Families with Female Householder, no Husband Present	384	99,067

< Continued on back side >

< Continued from front side >

Social and Economic Education for Development



KENTUCKY: BY THE NUMBERS  
~ Housing 2000 ~

**Breckinridge County**

Julie N. Zimmerman and Nicole Breazeale  
Community and Economic Development Programs, Rural Sociology



University of Kentucky, College of Agriculture

May, 2002

**Owner-Occupied Housing (Continued)**

**County**                      **State**

Number of Owner-Occupied Housing Units inhabited by  
Nonfamily Households (includes those Living Alone)                      1,478                      269,231

Average Household Size of Owner-Occupied Housing Units (2000)                      2.54                      2.55

**Renter-Occupied Housing**

Number of Renter-Occupied Housing Units (2000)                      1,337                      465,250

***Percent of Occupied Housing Units that are Renter-Occupied (2000)***                      ***18.3%***                      ***29.2%***

Number of Renter-Occupied Housing Units inhabited by Married-  
Couple Families                      470                      137,218

Number of Renter-Occupied Housing Units inhabited by Families  
with Male Householder, no Wife Present                      62                      22,124

Number of Renter-Occupied Housing Units inhabited by Families  
with Female Householder, no Husband Present                      266                      88,890

Number of Renter-Occupied Housing Units inhabited by  
Nonfamily Households (includes those Living Alone)                      539                      217,018

Average Household Size of Renter-Occupied Housing Units (2000)                      2.37                      2.27

**Vacant Housing**

Number of Vacant Housing Units that are for Seasonal, Recreational, or  
Occasional Use (2000)                      1,648                      30,420

***Percent of Total Vacant Housing Units that are for Seasonal,  
Recreational, or Occasional Use (2000)***                      ***64.2%***                      ***19.0%***

These data are from the U.S. Census Bureau and were downloaded from their website at  
<http://www.census.gov>

County level housing data is also available from the Kentucky State Data Center at  
<http://cbpa.louisville.edu/ksdc/>

**SEED (Social and Economic Education for Development)** is a program of the Kentucky Cooperative Extension Service at the University of Kentucky. Faculty draw on the resources of the Social 'N Agricultural Resource Library (SNARL) and professional contacts at the University of Kentucky, other agencies, and community programs throughout the country. For more information contact your local Cooperative Extension office or Dr. Richard C. Maurer, SEED, 500 Garrigus Building, University of Kentucky, Lexington, KY 40546 or call (859) 257-7582.

*Educational programs of the Kentucky Cooperative Extension Service serves all people regardless of race, color, age, sex, religion, disability, or national origin.*

