


Social and Economic Education for Development



**KENTUCKY: BY THE NUMBERS**  
**~ Household Projections Update ~**  
**Nelson County**



Julie N. Zimmerman, Lori Garkovich, and Scott Samson  
Rural and Economic Development Programs, Rural Sociology

University of Kentucky, College of Agriculture

November, 1999

With the success of the county profiles used in the series "Welfare Reform: By the Numbers," we decided to provide updates through a new series called "Kentucky: By the Numbers." These updates will be provided on an occasional basis as new data become available. Copies are also available online at the Social, Natural and Agricultural Resources Information Laboratory at <http://snril.ca.uky.edu>

	<u>County</u>	<u>State</u>
<b>Projections for the Year 2000</b>		
Projected Number of People per Household (2000)	2.61	2.45
Projected Population in Households (2000)	37,126	3,894,425
Projected Number of Households (2000)	14,211	1,592,175
<b>Projections for the Year 2010</b>		
Projected Number of People per Household (2010)	2.52	2.37
Projected Population in Households (2010)	43,427	4,083,606
Projected Number of Households (2010)	17,209	1,722,749
<b>Projections for the Year 2020</b>		
Projected Number of People per Household (2020)	2.43	2.3
Projected Population in Households (2020)	48,584	4,193,959
Projected Number of Households (2020)	20,017	1,825,059

These data are from the University of Louisville, State Data Center  
Additional information on population projections are available online at

<http://cbpa.louisville.edu/ksdc/>

**SEED (Social and Economic Education for Development)** is a program of the Kentucky Cooperative Extension Service at the University of Kentucky. Faculty draw on the resources of the Social and Natural Resources Information Laboratory and professional contacts at the University of Kentucky, other agencies, and community programs throughout the country. For more information contact your local Cooperative Extension office or Dr. Richard C. Maurer, SEED, 500 Garrigus Building, University of Kentucky, Lexington, KY 40546 or call (606) 257-7582.

*Educational programs of the Kentucky Cooperative Extension Service serves all people regardless of race, color, age, sex, religion, disability, or national origin.*

Social and Economic Education for Development



**KENTUCKY: BY THE NUMBERS**  
**~ Household Projections Update ~**  
**Nicholas County**



Julie N. Zimmerman, Lori Garkovich, and Scott Samson  
Rural and Economic Development Programs, Rural Sociology

University of Kentucky, College of Agriculture

November, 1999

With the success of the county profiles used in the series "Welfare Reform: By the Numbers," we decided to provide updates through a new series called "Kentucky: By the Numbers." These updates will be provided on an occasional basis as new data become available. Copies are also available online at the Social, Natural and Agricultural Resources Information Laboratory at <http://snril.ca.uky.edu>

	<u>County</u>	<u>State</u>
<b>Projections for the Year 2000</b>		
Projected Number of People per Household (2000)	2.39	2.45
Projected Population in Households (2000)	7,087	3,894,425
Projected Number of Households (2000)	2,966	1,592,175
<b>Projections for the Year 2010</b>		
Projected Number of People per Household (2010)	2.34	2.37
Projected Population in Households (2010)	7,286	4,083,606
Projected Number of Households (2010)	3,113	1,722,749
<b>Projections for the Year 2020</b>		
Projected Number of People per Household (2020)	2.29	2.3
Projected Population in Households (2020)	7,358	4,193,959
Projected Number of Households (2020)	3,213	1,825,059

These data are from the University of Louisville, State Data Center  
Additional information on population projections are available online at

<http://cbpa.louisville.edu/ksdc/>


**SEED (Social and Economic Education for Development)** is a program of the Kentucky Cooperative Extension Service at the University of Kentucky. Faculty draw on the resources of the Social and Natural Resources Information Laboratory and professional contacts at the University of Kentucky, other agencies, and community programs throughout the country. For more information contact your local Cooperative Extension office or Dr. Richard C. Maurer, SEED, 500 Garrigus Building, University of Kentucky, Lexington, KY 40546 or call (606) 257-7582.

*Educational programs of the Kentucky Cooperative Extension Service serves all people regardless of race, color, age, sex, religion, disability, or national origin.*

Social and Economic Education for Development



**KENTUCKY: BY THE NUMBERS**  
**~ Household Projections Update ~**  
**Ohio County**



Julie N. Zimmerman, Lori Garkovich, and Scott Samson  
Rural and Economic Development Programs, Rural Sociology

University of Kentucky, College of Agriculture

November, 1999

With the success of the county profiles used in the series "Welfare Reform: By the Numbers," we decided to provide updates through a new series called "Kentucky: By the Numbers." These updates will be provided on an occasional basis as new data become available. Copies are also available online at the Social, Natural and Agricultural Resources Information Laboratory at <http://snril.ca.uky.edu>

	<u>County</u>	<u>State</u>
<b>Projections for the Year 2000</b>		
Projected Number of People per Household (2000)	2.44	2.45
Projected Population in Households (2000)	22,118	3,894,425
Projected Number of Households (2000)	9,062	1,592,175
<b>Projections for the Year 2010</b>		
Projected Number of People per Household (2010)	2.37	2.37
Projected Population in Households (2010)	22,945	4,083,606
Projected Number of Households (2010)	9,681	1,722,749
<b>Projections for the Year 2020</b>		
Projected Number of People per Household (2020)	2.3	2.3
Projected Population in Households (2020)	23,397	4,193,959
Projected Number of Households (2020)	10,157	1,825,059

These data are from the University of Louisville, State Data Center  
Additional information on population projections are available online at

<http://cbpa.louisville.edu/ksdc/>


**SEED (Social and Economic Education for Development)** is a program of the Kentucky Cooperative Extension Service at the University of Kentucky. Faculty draw on the resources of the Social and Natural Resources Information Laboratory and professional contacts at the University of Kentucky, other agencies, and community programs throughout the country. For more information contact your local Cooperative Extension office or Dr. Richard C. Maurer, SEED, 500 Garrigus Building, University of Kentucky, Lexington, KY 40546 or call (606) 257-7582.

*Educational programs of the Kentucky Cooperative Extension Service serves all people regardless of race, color, age, sex, religion, disability, or national origin.*

Social and Economic Education for Development



**KENTUCKY: BY THE NUMBERS**  
**~ Household Projections Update ~**  
**Oldham County**



Julie N. Zimmerman, Lori Garkovich, and Scott Samson  
Rural and Economic Development Programs, Rural Sociology

University of Kentucky, College of Agriculture

November, 1999

With the success of the county profiles used in the series "Welfare Reform: By the Numbers," we decided to provide updates through a new series called "Kentucky: By the Numbers." These updates will be provided on an occasional basis as new data become available. Copies are also available online at the Social, Natural and Agricultural Resources Information Laboratory at <http://snril.ca.uky.edu>

	<u>County</u>	<u>State</u>
<b>Projections for the Year 2000</b>		
Projected Number of People per Household (2000)	2.91	2.45
Projected Population in Households (2000)	42,046	3,894,425
Projected Number of Households (2000)	14,465	1,592,175
<b>Projections for the Year 2010</b>		
Projected Number of People per Household (2010)	2.94	2.37
Projected Population in Households (2010)	47,790	4,083,606
Projected Number of Households (2010)	16,230	1,722,749
<b>Projections for the Year 2020</b>		
Projected Number of People per Household (2020)	2.85	2.3
Projected Population in Households (2020)	52,612	4,193,959
Projected Number of Households (2020)	18,453	1,825,059

These data are from the University of Louisville, State Data Center  
Additional information on population projections are available online at

<http://cbpa.louisville.edu/ksdc/>

**SEED (Social and Economic Education for Development)** is a program of the Kentucky Cooperative Extension Service at the University of Kentucky. Faculty draw on the resources of the Social and Natural Resources Information Laboratory and professional contacts at the University of Kentucky, other agencies, and community programs throughout the country. For more information contact your local Cooperative Extension office or Dr. Richard C. Maurer, SEED, 500 Garrigus Building, University of Kentucky, Lexington, KY 40546 or call (606) 257-7582.

*Educational programs of the Kentucky Cooperative Extension Service serves all people regardless of race, color, age, sex, religion, disability, or national origin.*

Social and Economic Education for Development



**KENTUCKY: BY THE NUMBERS**  
**~ Household Projections Update ~**  
**Owen County**



Julie N. Zimmerman, Lori Garkovich, and Scott Samson  
Rural and Economic Development Programs, Rural Sociology

University of Kentucky, College of Agriculture

November, 1999

With the success of the county profiles used in the series "Welfare Reform: By the Numbers," we decided to provide updates through a new series called "Kentucky: By the Numbers." These updates will be provided on an occasional basis as new data become available. Copies are also available online at the Social, Natural and Agricultural Resources Information Laboratory at <http://snril.ca.uky.edu>

	<u>County</u>	<u>State</u>
<b>Projections for the Year 2000</b>		
Projected Number of People per Household (2000)	2.41	2.45
Projected Population in Households (2000)	10,384	3,894,425
Projected Number of Households (2000)	4,314	1,592,175
<b>Projections for the Year 2010</b>		
Projected Number of People per Household (2010)	2.32	2.37
Projected Population in Households (2010)	11,281	4,083,606
Projected Number of Households (2010)	4,852	1,722,749
<b>Projections for the Year 2020</b>		
Projected Number of People per Household (2020)	2.23	2.3
Projected Population in Households (2020)	11,815	4,193,959
Projected Number of Households (2020)	5,298	1,825,059

These data are from the University of Louisville, State Data Center  
Additional information on population projections are available online at

<http://cbpa.louisville.edu/ksdc/>

**SEED (Social and Economic Education for Development)** is a program of the Kentucky Cooperative Extension Service at the University of Kentucky. Faculty draw on the resources of the Social and Natural Resources Information Laboratory and professional contacts at the University of Kentucky, other agencies, and community programs throughout the country. For more information contact your local Cooperative Extension office or Dr. Richard C. Maurer, SEED, 500 Garrigus Building, University of Kentucky, Lexington, KY 40546 or call (606) 257-7582.

*Educational programs of the Kentucky Cooperative Extension Service serves all people regardless of race, color, age, sex, religion, disability, or national origin.*

Social and Economic Education for Development



**KENTUCKY: BY THE NUMBERS**  
**~ Household Projections Update ~**  
**Owsley County**



Julie N. Zimmerman, Lori Garkovich, and Scott Samson  
Rural and Economic Development Programs, Rural Sociology

University of Kentucky, College of Agriculture

November, 1999

With the success of the county profiles used in the series "Welfare Reform: By the Numbers," we decided to provide updates through a new series called "Kentucky: By the Numbers." These updates will be provided on an occasional basis as new data become available. Copies are also available online at the Social, Natural and Agricultural Resources Information Laboratory at <http://snril.ca.uky.edu>

	<u>County</u>	<u>State</u>
<b>Projections for the Year 2000</b>		
Projected Number of People per Household (2000)	2.44	2.45
Projected Population in Households (2000)	5,345	3,894,425
Projected Number of Households (2000)	2,191	1,592,175
<b>Projections for the Year 2010</b>		
Projected Number of People per Household (2010)	2.36	2.37
Projected Population in Households (2010)	5,501	4,083,606
Projected Number of Households (2010)	2,329	1,722,749
<b>Projections for the Year 2020</b>		
Projected Number of People per Household (2020)	2.27	2.3
Projected Population in Households (2020)	5,546	4,193,959
Projected Number of Households (2020)	2,438	1,825,059

These data are from the University of Louisville, State Data Center  
Additional information on population projections are available online at

<http://cbpa.louisville.edu/ksdc/>


**SEED (Social and Economic Education for Development)** is a program of the Kentucky Cooperative Extension Service at the University of Kentucky. Faculty draw on the resources of the Social and Natural Resources Information Laboratory and professional contacts at the University of Kentucky, other agencies, and community programs throughout the country. For more information contact your local Cooperative Extension office or Dr. Richard C. Maurer, SEED, 500 Garrigus Building, University of Kentucky, Lexington, KY 40546 or call (606) 257-7582.

*Educational programs of the Kentucky Cooperative Extension Service serves all people regardless of race, color, age, sex, religion, disability, or national origin.*

Social and Economic Education for Development



**KENTUCKY: BY THE NUMBERS**  
**~ Household Projections Update ~**  
**Pendleton County**



Julie N. Zimmerman, Lori Garkovich, and Scott Samson  
Rural and Economic Development Programs, Rural Sociology

University of Kentucky, College of Agriculture

November, 1999

With the success of the county profiles used in the series "Welfare Reform: By the Numbers," we decided to provide updates through a new series called "Kentucky: By the Numbers." These updates will be provided on an occasional basis as new data become available. Copies are also available online at the Social, Natural and Agricultural Resources Information Laboratory at <http://snril.ca.uky.edu>

	<u>County</u>	<u>State</u>
<b>Projections for the Year 2000</b>		
Projected Number of People per Household (2000)	2.57	2.45
Projected Population in Households (2000)	14,519	3,894,425
Projected Number of Households (2000)	5,652	1,592,175
<b>Projections for the Year 2010</b>		
Projected Number of People per Household (2010)	2.45	2.37
Projected Population in Households (2010)	16,270	4,083,606
Projected Number of Households (2010)	6,637	1,722,749
<b>Projections for the Year 2020</b>		
Projected Number of People per Household (2020)	2.35	2.3
Projected Population in Households (2020)	17,558	4,193,959
Projected Number of Households (2020)	7,478	1,825,059

These data are from the University of Louisville, State Data Center  
Additional information on population projections are available online at

<http://cbpa.louisville.edu/ksdc/>


**SEED (Social and Economic Education for Development)** is a program of the Kentucky Cooperative Extension Service at the University of Kentucky. Faculty draw on the resources of the Social and Natural Resources Information Laboratory and professional contacts at the University of Kentucky, other agencies, and community programs throughout the country. For more information contact your local Cooperative Extension office or Dr. Richard C. Maurer, SEED, 500 Garrigus Building, University of Kentucky, Lexington, KY 40546 or call (606) 257-7582.

*Educational programs of the Kentucky Cooperative Extension Service serves all people regardless of race, color, age, sex, religion, disability, or national origin.*

Social and Economic Education for Development



**KENTUCKY: BY THE NUMBERS**  
**~ Household Projections Update ~**  
**Perry County**



Julie N. Zimmerman, Lori Garkovich, and Scott Samson  
Rural and Economic Development Programs, Rural Sociology

University of Kentucky, College of Agriculture

November, 1999

With the success of the county profiles used in the series "Welfare Reform: By the Numbers," we decided to provide updates through a new series called "Kentucky: By the Numbers." These updates will be provided on an occasional basis as new data become available. Copies are also available online at the Social, Natural and Agricultural Resources Information Laboratory at <http://snril.ca.uky.edu>

	<u>County</u>	<u>State</u>
<b>Projections for the Year 2000</b>		
Projected Number of People per Household (2000)	2.65	2.45
Projected Population in Households (2000)	31,145	3,894,425
Projected Number of Households (2000)	11,769	1,592,175
<b>Projections for the Year 2010</b>		
Projected Number of People per Household (2010)	2.51	2.37
Projected Population in Households (2010)	31,781	4,083,606
Projected Number of Households (2010)	12,655	1,722,749
<b>Projections for the Year 2020</b>		
Projected Number of People per Household (2020)	2.39	2.3
Projected Population in Households (2020)	32,074	4,193,959
Projected Number of Households (2020)	13,399	1,825,059

These data are from the University of Louisville, State Data Center  
Additional information on population projections are available online at

<http://cbpa.louisville.edu/ksdc/>

**SEED (Social and Economic Education for Development)** is a program of the Kentucky Cooperative Extension Service at the University of Kentucky. Faculty draw on the resources of the Social and Natural Resources Information Laboratory and professional contacts at the University of Kentucky, other agencies, and community programs throughout the country. For more information contact your local Cooperative Extension office or Dr. Richard C. Maurer, SEED, 500 Garrigus Building, University of Kentucky, Lexington, KY 40546 or call (606) 257-7582.


*Educational programs of the Kentucky Cooperative Extension Service serves all people regardless of race, color, age, sex, religion, disability, or national origin.*



Social and Economic Education for Development



**KENTUCKY: BY THE NUMBERS**  
**~ Household Projections Update ~**  
**Pike County**



Julie N. Zimmerman, Lori Garkovich, and Scott Samson  
Rural and Economic Development Programs, Rural Sociology

University of Kentucky, College of Agriculture

November, 1999

With the success of the county profiles used in the series "Welfare Reform: By the Numbers," we decided to provide updates through a new series called "Kentucky: By the Numbers." These updates will be provided on an occasional basis as new data become available. Copies are also available online at the Social, Natural and Agricultural Resources Information Laboratory at <http://snril.ca.uky.edu>

	<u>County</u>	<u>State</u>
<b>Projections for the Year 2000</b>		
Projected Number of People per Household (2000)	2.57	2.45
Projected Population in Households (2000)	71,894	3,894,425
Projected Number of Households (2000)	27,991	1,592,175
<b>Projections for the Year 2010</b>		
Projected Number of People per Household (2010)	2.44	2.37
Projected Population in Households (2010)	71,635	4,083,606
Projected Number of Households (2010)	29,383	1,722,749
<b>Projections for the Year 2020</b>		
Projected Number of People per Household (2020)	2.32	2.3
Projected Population in Households (2020)	70,379	4,193,959
Projected Number of Households (2020)	30,348	1,825,059

These data are from the University of Louisville, State Data Center  
Additional information on population projections are available online at

<http://cbpa.louisville.edu/ksdc/>


**SEED (Social and Economic Education for Development)** is a program of the Kentucky Cooperative Extension Service at the University of Kentucky. Faculty draw on the resources of the Social and Natural Resources Information Laboratory and professional contacts at the University of Kentucky, other agencies, and community programs throughout the country. For more information contact your local Cooperative Extension office or Dr. Richard C. Maurer, SEED, 500 Garrigus Building, University of Kentucky, Lexington, KY 40546 or call (606) 257-7582.

*Educational programs of the Kentucky Cooperative Extension Service serves all people regardless of race, color, age, sex, religion, disability, or national origin.*

Social and Economic Education for Development



**KENTUCKY: BY THE NUMBERS**  
**~ Household Projections Update ~**



**Powell County**

Julie N. Zimmerman, Lori Garkovich, and Scott Samson  
Rural and Economic Development Programs, Rural Sociology

University of Kentucky, College of Agriculture

November, 1999

With the success of the county profiles used in the series "Welfare Reform: By the Numbers," we decided to provide updates through a new series called "Kentucky: By the Numbers." These updates will be provided on an occasional basis as new data become available. Copies are also available online at the Social, Natural and Agricultural Resources Information Laboratory at <http://snril.ca.uky.edu>

	<u>County</u>	<u>State</u>
<b>Projections for the Year 2000</b>		
Projected Number of People per Household (2000)	2.64	2.45
Projected Population in Households (2000)	13,013	3,894,425
Projected Number of Households (2000)	4,926	1,592,175
<b>Projections for the Year 2010</b>		
Projected Number of People per Household (2010)	2.53	2.37
Projected Population in Households (2010)	14,196	4,083,606
Projected Number of Households (2010)	5,613	1,722,749
<b>Projections for the Year 2020</b>		
Projected Number of People per Household (2020)	2.43	2.3
Projected Population in Households (2020)	15,074	4,193,959
Projected Number of Households (2020)	6,191	1,825,059

These data are from the University of Louisville, State Data Center  
Additional information on population projections are available online at

<http://cbpa.louisville.edu/ksdc/>


**SEED (Social and Economic Education for Development)** is a program of the Kentucky Cooperative Extension Service at the University of Kentucky. Faculty draw on the resources of the Social and Natural Resources Information Laboratory and professional contacts at the University of Kentucky, other agencies, and community programs throughout the country. For more information contact your local Cooperative Extension office or Dr. Richard C. Maurer, SEED, 500 Garrigus Building, University of Kentucky, Lexington, KY 40546 or call (606) 257-7582.

*Educational programs of the Kentucky Cooperative Extension Service serves all people regardless of race, color, age, sex, religion, disability, or national origin.*

Social and Economic Education for Development



**KENTUCKY: BY THE NUMBERS**  
**~ Household Projections Update ~**  
**Pulaski County**



Julie N. Zimmerman, Lori Garkovich, and Scott Samson  
Rural and Economic Development Programs, Rural Sociology

University of Kentucky, College of Agriculture

November, 1999

With the success of the county profiles used in the series "Welfare Reform: By the Numbers," we decided to provide updates through a new series called "Kentucky: By the Numbers." These updates will be provided on an occasional basis as new data become available. Copies are also available online at the Social, Natural and Agricultural Resources Information Laboratory at <http://snril.ca.uky.edu>

	<u>County</u>	<u>State</u>
<b>Projections for the Year 2000</b>		
Projected Number of People per Household (2000)	2.41	2.45
Projected Population in Households (2000)	57,679	3,894,425
Projected Number of Households (2000)	23,958	1,592,175
<b>Projections for the Year 2010</b>		
Projected Number of People per Household (2010)	2.32	2.37
Projected Population in Households (2010)	63,094	4,083,606
Projected Number of Households (2010)	27,250	1,722,749
<b>Projections for the Year 2020</b>		
Projected Number of People per Household (2020)	2.23	2.3
Projected Population in Households (2020)	65,892	4,193,959
Projected Number of Households (2020)	29,575	1,825,059

These data are from the University of Louisville, State Data Center  
Additional information on population projections are available online at

<http://cbpa.louisville.edu/ksdc/>


**SEED (Social and Economic Education for Development)** is a program of the Kentucky Cooperative Extension Service at the University of Kentucky. Faculty draw on the resources of the Social and Natural Resources Information Laboratory and professional contacts at the University of Kentucky, other agencies, and community programs throughout the country. For more information contact your local Cooperative Extension office or Dr. Richard C. Maurer, SEED, 500 Garrigus Building, University of Kentucky, Lexington, KY 40546 or call (606) 257-7582.

*Educational programs of the Kentucky Cooperative Extension Service serves all people regardless of race, color, age, sex, religion, disability, or national origin.*

Social and Economic Education for Development



**KENTUCKY: BY THE NUMBERS**  
**~ Household Projections Update ~**  
**Robertson County**



Julie N. Zimmerman, Lori Garkovich, and Scott Samson  
Rural and Economic Development Programs, Rural Sociology

University of Kentucky, College of Agriculture

November, 1999

With the success of the county profiles used in the series "Welfare Reform: By the Numbers," we decided to provide updates through a new series called "Kentucky: By the Numbers." These updates will be provided on an occasional basis as new data become available. Copies are also available online at the Social, Natural and Agricultural Resources Information Laboratory at <http://snril.ca.uky.edu>

	<u>County</u>	<u>State</u>
<b>Projections for the Year 2000</b>		
Projected Number of People per Household (2000)	2.29	2.45
Projected Population in Households (2000)	2,158	3,894,425
Projected Number of Households (2000)	941	1,592,175
<b>Projections for the Year 2010</b>		
Projected Number of People per Household (2010)	2.23	2.37
Projected Population in Households (2010)	2,105	4,083,606
Projected Number of Households (2010)	944	1,722,749
<b>Projections for the Year 2020</b>		
Projected Number of People per Household (2020)	2.18	2.3
Projected Population in Households (2020)	2,027	4,193,959
Projected Number of Households (2020)	931	1,825,059

These data are from the University of Louisville, State Data Center  
Additional information on population projections are available online at

<http://cbpa.louisville.edu/ksdc/>


**SEED (Social and Economic Education for Development)** is a program of the Kentucky Cooperative Extension Service at the University of Kentucky. Faculty draw on the resources of the Social and Natural Resources Information Laboratory and professional contacts at the University of Kentucky, other agencies, and community programs throughout the country. For more information contact your local Cooperative Extension office or Dr. Richard C. Maurer, SEED, 500 Garrigus Building, University of Kentucky, Lexington, KY 40546 or call (606) 257-7582.

*Educational programs of the Kentucky Cooperative Extension Service serves all people regardless of race, color, age, sex, religion, disability, or national origin.*

Social and Economic Education for Development



**KENTUCKY: BY THE NUMBERS**  
**~ Household Projections Update ~**  
**Rockcastle County**



Julie N. Zimmerman, Lori Garkovich, and Scott Samson  
Rural and Economic Development Programs, Rural Sociology

University of Kentucky, College of Agriculture

November, 1999

With the success of the county profiles used in the series "Welfare Reform: By the Numbers," we decided to provide updates through a new series called "Kentucky: By the Numbers." These updates will be provided on an occasional basis as new data become available. Copies are also available online at the Social, Natural and Agricultural Resources Information Laboratory at <http://snril.ca.uky.edu>

	<u>County</u>	<u>State</u>
<b>Projections for the Year 2000</b>		
Projected Number of People per Household (2000)	2.48	2.45
Projected Population in Households (2000)	16,011	3,894,425
Projected Number of Households (2000)	6,450	1,592,175
<b>Projections for the Year 2010</b>		
Projected Number of People per Household (2010)	2.36	2.37
Projected Population in Households (2010)	16,767	4,083,606
Projected Number of Households (2010)	7,093	1,722,749
<b>Projections for the Year 2020</b>		
Projected Number of People per Household (2020)	2.27	2.3
Projected Population in Households (2020)	17,091	4,193,959
Projected Number of Households (2020)	7,541	1,825,059

These data are from the University of Louisville, State Data Center  
Additional information on population projections are available online at

<http://cbpa.louisville.edu/ksdc/>

**SEED (Social and Economic Education for Development)** is a program of the Kentucky Cooperative Extension Service at the University of Kentucky. Faculty draw on the resources of the Social and Natural Resources Information Laboratory and professional contacts at the University of Kentucky, other agencies, and community programs throughout the country. For more information contact your local Cooperative Extension office or Dr. Richard C. Maurer, SEED, 500 Garrigus Building, University of Kentucky, Lexington, KY 40546 or call (606) 257-7582.

*Educational programs of the Kentucky Cooperative Extension Service serves all people regardless of race, color, age, sex, religion, disability, or national origin.*

Social and Economic Education for Development



**KENTUCKY: BY THE NUMBERS**  
**~ Household Projections Update ~**  
**Rowan County**



Julie N. Zimmerman, Lori Garkovich, and Scott Samson  
Rural and Economic Development Programs, Rural Sociology

University of Kentucky, College of Agriculture

November, 1999

With the success of the county profiles used in the series "Welfare Reform: By the Numbers," we decided to provide updates through a new series called "Kentucky: By the Numbers." These updates will be provided on an occasional basis as new data become available. Copies are also available online at the Social, Natural and Agricultural Resources Information Laboratory at <http://snril.ca.uky.edu>

	<u>County</u>	<u>State</u>
<b>Projections for the Year 2000</b>		
Projected Number of People per Household (2000)	2.33	2.45
Projected Population in Households (2000)	18,523	3,894,425
Projected Number of Households (2000)	7,963	1,592,175
<b>Projections for the Year 2010</b>		
Projected Number of People per Household (2010)	2.24	2.37
Projected Population in Households (2010)	19,950	4,083,606
Projected Number of Households (2010)	8,919	1,722,749
<b>Projections for the Year 2020</b>		
Projected Number of People per Household (2020)	2.15	2.3
Projected Population in Households (2020)	20,623	4,193,959
Projected Number of Households (2020)	9,580	1,825,059

These data are from the University of Louisville, State Data Center  
Additional information on population projections are available online at

<http://cbpa.louisville.edu/ksdc/>


**SEED (Social and Economic Education for Development)** is a program of the Kentucky Cooperative Extension Service at the University of Kentucky. Faculty draw on the resources of the Social and Natural Resources Information Laboratory and professional contacts at the University of Kentucky, other agencies, and community programs throughout the country. For more information contact your local Cooperative Extension office or Dr. Richard C. Maurer, SEED, 500 Garrigus Building, University of Kentucky, Lexington, KY 40546 or call (606) 257-7582.

*Educational programs of the Kentucky Cooperative Extension Service serves all people regardless of race, color, age, sex, religion, disability, or national origin.*

Social and Economic Education for Development



**KENTUCKY: BY THE NUMBERS**  
**~ Household Projections Update ~**



**Russell County**

Julie N. Zimmerman, Lori Garkovich, and Scott Samson  
Rural and Economic Development Programs, Rural Sociology

University of Kentucky, College of Agriculture

November, 1999

With the success of the county profiles used in the series "Welfare Reform: By the Numbers," we decided to provide updates through a new series called "Kentucky: By the Numbers." These updates will be provided on an occasional basis as new data become available. Copies are also available online at the Social, Natural and Agricultural Resources Information Laboratory at <http://snril.ca.uky.edu>

	<u>County</u>	<u>State</u>
<b>Projections for the Year 2000</b>		
Projected Number of People per Household (2000)	2.37	2.45
Projected Population in Households (2000)	16,690	3,894,425
Projected Number of Households (2000)	7,056	1,592,175
<b>Projections for the Year 2010</b>		
Projected Number of People per Household (2010)	2.29	2.37
Projected Population in Households (2010)	17,686	4,083,606
Projected Number of Households (2010)	7,710	1,722,749
<b>Projections for the Year 2020</b>		
Projected Number of People per Household (2020)	2.23	2.3
Projected Population in Households (2020)	18,052	4,193,959
Projected Number of Households (2020)	8,090	1,825,059

These data are from the University of Louisville, State Data Center  
Additional information on population projections are available online at

<http://cbpa.louisville.edu/ksdc/>


**SEED (Social and Economic Education for Development)** is a program of the Kentucky Cooperative Extension Service at the University of Kentucky. Faculty draw on the resources of the Social and Natural Resources Information Laboratory and professional contacts at the University of Kentucky, other agencies, and community programs throughout the country. For more information contact your local Cooperative Extension office or Dr. Richard C. Maurer, SEED, 500 Garrigus Building, University of Kentucky, Lexington, KY 40546 or call (606) 257-7582.

*Educational programs of the Kentucky Cooperative Extension Service serves all people regardless of race, color, age, sex, religion, disability, or national origin.*

Social and Economic Education for Development



**KENTUCKY: BY THE NUMBERS**  
**~ Household Projections Update ~**  
**Scott County**



Julie N. Zimmerman, Lori Garkovich, and Scott Samson  
Rural and Economic Development Programs, Rural Sociology

University of Kentucky, College of Agriculture

November, 1999

With the success of the county profiles used in the series "Welfare Reform: By the Numbers," we decided to provide updates through a new series called "Kentucky: By the Numbers." These updates will be provided on an occasional basis as new data become available. Copies are also available online at the Social, Natural and Agricultural Resources Information Laboratory at <http://snril.ca.uky.edu>

	<u>County</u>	<u>State</u>
<b>Projections for the Year 2000</b>		
Projected Number of People per Household (2000)	2.54	2.45
Projected Population in Households (2000)	31,194	3,894,425
Projected Number of Households (2000)	12,276	1,592,175
<b>Projections for the Year 2010</b>		
Projected Number of People per Household (2010)	2.45	2.37
Projected Population in Households (2010)	38,422	4,083,606
Projected Number of Households (2010)	15,679	1,722,749
<b>Projections for the Year 2020</b>		
Projected Number of People per Household (2020)	2.34	2.3
Projected Population in Households (2020)	44,556	4,193,959
Projected Number of Households (2020)	19,002	1,825,059

These data are from the University of Louisville, State Data Center  
Additional information on population projections are available online at

<http://cbpa.louisville.edu/ksdc/>

**SEED (Social and Economic Education for Development)** is a program of the Kentucky Cooperative Extension Service at the University of Kentucky. Faculty draw on the resources of the Social and Natural Resources Information Laboratory and professional contacts at the University of Kentucky, other agencies, and community programs throughout the country. For more information contact your local Cooperative Extension office or Dr. Richard C. Maurer, SEED, 500 Garrigus Building, University of Kentucky, Lexington, KY 40546 or call (606) 257-7582.


*Educational programs of the Kentucky Cooperative Extension Service serves all people regardless of race, color, age, sex, religion, disability, or national origin.*



Social and Economic Education for Development



**KENTUCKY: BY THE NUMBERS**  
**~ Household Projections Update ~**  
**Shelby County**



Julie N. Zimmerman, Lori Garkovich, and Scott Samson  
Rural and Economic Development Programs, Rural Sociology

University of Kentucky, College of Agriculture

November, 1999

With the success of the county profiles used in the series "Welfare Reform: By the Numbers," we decided to provide updates through a new series called "Kentucky: By the Numbers." These updates will be provided on an occasional basis as new data become available. Copies are also available online at the Social, Natural and Agricultural Resources Information Laboratory at <http://snril.ca.uky.edu>

	<u>County</u>	<u>State</u>
<b>Projections for the Year 2000</b>		
Projected Number of People per Household (2000)	2.43	2.45
Projected Population in Households (2000)	30,179	3,894,425
Projected Number of Households (2000)	12,397	1,592,175
<b>Projections for the Year 2010</b>		
Projected Number of People per Household (2010)	2.37	2.37
Projected Population in Households (2010)	34,469	4,083,606
Projected Number of Households (2010)	14,517	1,722,749
<b>Projections for the Year 2020</b>		
Projected Number of People per Household (2020)	2.31	2.3
Projected Population in Households (2020)	37,431	4,193,959
Projected Number of Households (2020)	16,186	1,825,059

These data are from the University of Louisville, State Data Center  
Additional information on population projections are available online at

<http://cbpa.louisville.edu/ksdc/>


**SEED (Social and Economic Education for Development)** is a program of the Kentucky Cooperative Extension Service at the University of Kentucky. Faculty draw on the resources of the Social and Natural Resources Information Laboratory and professional contacts at the University of Kentucky, other agencies, and community programs throughout the country. For more information contact your local Cooperative Extension office or Dr. Richard C. Maurer, SEED, 500 Garrigus Building, University of Kentucky, Lexington, KY 40546 or call (606) 257-7582.

*Educational programs of the Kentucky Cooperative Extension Service serves all people regardless of race, color, age, sex, religion, disability, or national origin.*

Social and Economic Education for Development



**KENTUCKY: BY THE NUMBERS**  
**~ Household Projections Update ~**  
**Simpson County**



Julie N. Zimmerman, Lori Garkovich, and Scott Samson  
Rural and Economic Development Programs, Rural Sociology

University of Kentucky, College of Agriculture

November, 1999

With the success of the county profiles used in the series "Welfare Reform: By the Numbers," we decided to provide updates through a new series called "Kentucky: By the Numbers." These updates will be provided on an occasional basis as new data become available. Copies are also available online at the Social, Natural and Agricultural Resources Information Laboratory at <http://snril.ca.uky.edu>

	<u>County</u>	<u>State</u>
<b>Projections for the Year 2000</b>		
Projected Number of People per Household (2000)	2.48	2.45
Projected Population in Households (2000)	16,423	3,894,425
Projected Number of Households (2000)	6,626	1,592,175
<b>Projections for the Year 2010</b>		
Projected Number of People per Household (2010)	2.41	2.37
Projected Population in Households (2010)	17,264	4,083,606
Projected Number of Households (2010)	7,157	1,722,749
<b>Projections for the Year 2020</b>		
Projected Number of People per Household (2020)	2.33	2.3
Projected Population in Households (2020)	17,734	4,193,959
Projected Number of Households (2020)	7,598	1,825,059

These data are from the University of Louisville, State Data Center  
Additional information on population projections are available online at

<http://cbpa.louisville.edu/ksdc/>


**SEED (Social and Economic Education for Development)** is a program of the Kentucky Cooperative Extension Service at the University of Kentucky. Faculty draw on the resources of the Social and Natural Resources Information Laboratory and professional contacts at the University of Kentucky, other agencies, and community programs throughout the country. For more information contact your local Cooperative Extension office or Dr. Richard C. Maurer, SEED, 500 Garrigus Building, University of Kentucky, Lexington, KY 40546 or call (606) 257-7582.

*Educational programs of the Kentucky Cooperative Extension Service serves all people regardless of race, color, age, sex, religion, disability, or national origin.*

Social and Economic Education for Development



**KENTUCKY: BY THE NUMBERS**  
**~ Household Projections Update ~**  
**Spencer County**



Julie N. Zimmerman, Lori Garkovich, and Scott Samson  
Rural and Economic Development Programs, Rural Sociology

University of Kentucky, College of Agriculture

November, 1999

With the success of the county profiles used in the series "Welfare Reform: By the Numbers," we decided to provide updates through a new series called "Kentucky: By the Numbers." These updates will be provided on an occasional basis as new data become available. Copies are also available online at the Social, Natural and Agricultural Resources Information Laboratory at <http://snril.ca.uky.edu>

	<u>County</u>	<u>State</u>
<b>Projections for the Year 2000</b>		
Projected Number of People per Household (2000)	2.49	2.45
Projected Population in Households (2000)	10,565	3,894,425
Projected Number of Households (2000)	4,237	1,592,175
<b>Projections for the Year 2010</b>		
Projected Number of People per Household (2010)	2.47	2.37
Projected Population in Households (2010)	14,679	4,083,606
Projected Number of Households (2010)	5,948	1,722,749
<b>Projections for the Year 2020</b>		
Projected Number of People per Household (2020)	2.44	2.3
Projected Population in Households (2020)	18,683	4,193,959
Projected Number of Households (2020)	7,654	1,825,059

These data are from the University of Louisville, State Data Center  
Additional information on population projections are available online at

<http://cbpa.louisville.edu/ksdc/>


**SEED (Social and Economic Education for Development)** is a program of the Kentucky Cooperative Extension Service at the University of Kentucky. Faculty draw on the resources of the Social and Natural Resources Information Laboratory and professional contacts at the University of Kentucky, other agencies, and community programs throughout the country. For more information contact your local Cooperative Extension office or Dr. Richard C. Maurer, SEED, 500 Garrigus Building, University of Kentucky, Lexington, KY 40546 or call (606) 257-7582.

*Educational programs of the Kentucky Cooperative Extension Service serves all people regardless of race, color, age, sex, religion, disability, or national origin.*

Social and Economic Education for Development



**KENTUCKY: BY THE NUMBERS**  
**~ Household Projections Update ~**  
**Taylor County**



Julie N. Zimmerman, Lori Garkovich, and Scott Samson  
Rural and Economic Development Programs, Rural Sociology

University of Kentucky, College of Agriculture

November, 1999

With the success of the county profiles used in the series "Welfare Reform: By the Numbers," we decided to provide updates through a new series called "Kentucky: By the Numbers." These updates will be provided on an occasional basis as new data become available. Copies are also available online at the Social, Natural and Agricultural Resources Information Laboratory at <http://snril.ca.uky.edu>

	<u>County</u>	<u>State</u>
<b>Projections for the Year 2000</b>		
Projected Number of People per Household (2000)	2.38	2.45
Projected Population in Households (2000)	22,636	3,894,425
Projected Number of Households (2000)	9,509	1,592,175
<b>Projections for the Year 2010</b>		
Projected Number of People per Household (2010)	2.29	2.37
Projected Population in Households (2010)	23,467	4,083,606
Projected Number of Households (2010)	10,243	1,722,749
<b>Projections for the Year 2020</b>		
Projected Number of People per Household (2020)	2.21	2.3
Projected Population in Households (2020)	23,765	4,193,959
Projected Number of Households (2020)	10,749	1,825,059

These data are from the University of Louisville, State Data Center  
Additional information on population projections are available online at

<http://cbpa.louisville.edu/ksdc/>


**SEED (Social and Economic Education for Development)** is a program of the Kentucky Cooperative Extension Service at the University of Kentucky. Faculty draw on the resources of the Social and Natural Resources Information Laboratory and professional contacts at the University of Kentucky, other agencies, and community programs throughout the country. For more information contact your local Cooperative Extension office or Dr. Richard C. Maurer, SEED, 500 Garrigus Building, University of Kentucky, Lexington, KY 40546 or call (606) 257-7582.

*Educational programs of the Kentucky Cooperative Extension Service serves all people regardless of race, color, age, sex, religion, disability, or national origin.*

Social and Economic Education for Development



**KENTUCKY: BY THE NUMBERS**  
**~ Household Projections Update ~**  
**Todd County**



Julie N. Zimmerman, Lori Garkovich, and Scott Samson  
Rural and Economic Development Programs, Rural Sociology

University of Kentucky, College of Agriculture

November, 1999

With the success of the county profiles used in the series "Welfare Reform: By the Numbers," we decided to provide updates through a new series called "Kentucky: By the Numbers." These updates will be provided on an occasional basis as new data become available. Copies are also available online at the Social, Natural and Agricultural Resources Information Laboratory at <http://snril.ca.uky.edu>

	<u>County</u>	<u>State</u>
<b>Projections for the Year 2000</b>		
Projected Number of People per Household (2000)	2.43	2.45
Projected Population in Households (2000)	11,176	3,894,425
Projected Number of Households (2000)	4,608	1,592,175
<b>Projections for the Year 2010</b>		
Projected Number of People per Household (2010)	2.36	2.37
Projected Population in Households (2010)	11,205	4,083,606
Projected Number of Households (2010)	4,751	1,722,749
<b>Projections for the Year 2020</b>		
Projected Number of People per Household (2020)	2.3	2.3
Projected Population in Households (2020)	11,150	4,193,959
Projected Number of Households (2020)	4,855	1,825,059

These data are from the University of Louisville, State Data Center  
Additional information on population projections are available online at

<http://cbpa.louisville.edu/ksdc/>


**SEED (Social and Economic Education for Development)** is a program of the Kentucky Cooperative Extension Service at the University of Kentucky. Faculty draw on the resources of the Social and Natural Resources Information Laboratory and professional contacts at the University of Kentucky, other agencies, and community programs throughout the country. For more information contact your local Cooperative Extension office or Dr. Richard C. Maurer, SEED, 500 Garrigus Building, University of Kentucky, Lexington, KY 40546 or call (606) 257-7582.

*Educational programs of the Kentucky Cooperative Extension Service serves all people regardless of race, color, age, sex, religion, disability, or national origin.*

Social and Economic Education for Development



**KENTUCKY: BY THE NUMBERS**  
**~ Household Projections Update ~**  
**Trigg County**



Julie N. Zimmerman, Lori Garkovich, and Scott Samson  
Rural and Economic Development Programs, Rural Sociology

University of Kentucky, College of Agriculture

November, 1999

With the success of the county profiles used in the series "Welfare Reform: By the Numbers," we decided to provide updates through a new series called "Kentucky: By the Numbers." These updates will be provided on an occasional basis as new data become available. Copies are also available online at the Social, Natural and Agricultural Resources Information Laboratory at <http://snril.ca.uky.edu>

	<u>County</u>	<u>State</u>
<b>Projections for the Year 2000</b>		
Projected Number of People per Household (2000)	2.25	2.45
Projected Population in Households (2000)	12,866	3,894,425
Projected Number of Households (2000)	5,721	1,592,175
<b>Projections for the Year 2010</b>		
Projected Number of People per Household (2010)	2.18	2.37
Projected Population in Households (2010)	14,804	4,083,606
Projected Number of Households (2010)	6,786	1,722,749
<b>Projections for the Year 2020</b>		
Projected Number of People per Household (2020)	2.13	2.3
Projected Population in Households (2020)	15,985	4,193,959
Projected Number of Households (2020)	7,518	1,825,059

These data are from the University of Louisville, State Data Center  
Additional information on population projections are available online at

<http://cbpa.louisville.edu/ksdc/>


**SEED (Social and Economic Education for Development)** is a program of the Kentucky Cooperative Extension Service at the University of Kentucky. Faculty draw on the resources of the Social and Natural Resources Information Laboratory and professional contacts at the University of Kentucky, other agencies, and community programs throughout the country. For more information contact your local Cooperative Extension office or Dr. Richard C. Maurer, SEED, 500 Garrigus Building, University of Kentucky, Lexington, KY 40546 or call (606) 257-7582.

*Educational programs of the Kentucky Cooperative Extension Service serves all people regardless of race, color, age, sex, religion, disability, or national origin.*

Social and Economic Education for Development



**KENTUCKY: BY THE NUMBERS**  
**~ Household Projections Update ~**  
**Trimble County**



Julie N. Zimmerman, Lori Garkovich, and Scott Samson  
Rural and Economic Development Programs, Rural Sociology

University of Kentucky, College of Agriculture

November, 1999

With the success of the county profiles used in the series "Welfare Reform: By the Numbers," we decided to provide updates through a new series called "Kentucky: By the Numbers." These updates will be provided on an occasional basis as new data become available. Copies are also available online at the Social, Natural and Agricultural Resources Information Laboratory at <http://snril.ca.uky.edu>

	<u>County</u>	<u>State</u>
<b>Projections for the Year 2000</b>		
Projected Number of People per Household (2000)	2.47	2.45
Projected Population in Households (2000)	7,598	3,894,425
Projected Number of Households (2000)	3,074	1,592,175
<b>Projections for the Year 2010</b>		
Projected Number of People per Household (2010)	2.43	2.37
Projected Population in Households (2010)	8,442	4,083,606
Projected Number of Households (2010)	3,478	1,722,749
<b>Projections for the Year 2020</b>		
Projected Number of People per Household (2020)	2.36	2.3
Projected Population in Households (2020)	9,048	4,193,959
Projected Number of Households (2020)	3,840	1,825,059

These data are from the University of Louisville, State Data Center  
Additional information on population projections are available online at

<http://cbpa.louisville.edu/ksdc/>


**SEED (Social and Economic Education for Development)** is a program of the Kentucky Cooperative Extension Service at the University of Kentucky. Faculty draw on the resources of the Social and Natural Resources Information Laboratory and professional contacts at the University of Kentucky, other agencies, and community programs throughout the country. For more information contact your local Cooperative Extension office or Dr. Richard C. Maurer, SEED, 500 Garrigus Building, University of Kentucky, Lexington, KY 40546 or call (606) 257-7582.

*Educational programs of the Kentucky Cooperative Extension Service serves all people regardless of race, color, age, sex, religion, disability, or national origin.*

Social and Economic Education for Development



**KENTUCKY: BY THE NUMBERS**  
**~ Household Projections Update ~**  
**Union County**



Julie N. Zimmerman, Lori Garkovich, and Scott Samson  
Rural and Economic Development Programs, Rural Sociology

University of Kentucky, College of Agriculture

November, 1999

With the success of the county profiles used in the series "Welfare Reform: By the Numbers," we decided to provide updates through a new series called "Kentucky: By the Numbers." These updates will be provided on an occasional basis as new data become available. Copies are also available online at the Social, Natural and Agricultural Resources Information Laboratory at <http://snril.ca.uky.edu>

	<u>County</u>	<u>State</u>
<b>Projections for the Year 2000</b>		
Projected Number of People per Household (2000)	2.53	2.45
Projected Population in Households (2000)	14,895	3,894,425
Projected Number of Households (2000)	5,894	1,592,175
<b>Projections for the Year 2010</b>		
Projected Number of People per Household (2010)	2.57	2.37
Projected Population in Households (2010)	15,965	4,083,606
Projected Number of Households (2010)	6,212	1,722,749
<b>Projections for the Year 2020</b>		
Projected Number of People per Household (2020)	2.62	2.3
Projected Population in Households (2020)	17,286	4,193,959
Projected Number of Households (2020)	6,600	1,825,059

These data are from the University of Louisville, State Data Center  
Additional information on population projections are available online at

<http://cbpa.louisville.edu/ksdc/>

**SEED (Social and Economic Education for Development)** is a program of the Kentucky Cooperative Extension Service at the University of Kentucky. Faculty draw on the resources of the Social and Natural Resources Information Laboratory and professional contacts at the University of Kentucky, other agencies, and community programs throughout the country. For more information contact your local Cooperative Extension office or Dr. Richard C. Maurer, SEED, 500 Garrigus Building, University of Kentucky, Lexington, KY 40546 or call (606) 257-7582.


*Educational programs of the Kentucky Cooperative Extension Service serves all people regardless of race, color, age, sex, religion, disability, or national origin.*



Social and Economic Education for Development



**KENTUCKY: BY THE NUMBERS**  
**~ Household Projections Update ~**  
**Warren County**



Julie N. Zimmerman, Lori Garkovich, and Scott Samson  
Rural and Economic Development Programs, Rural Sociology

University of Kentucky, College of Agriculture

November, 1999

With the success of the county profiles used in the series "Welfare Reform: By the Numbers," we decided to provide updates through a new series called "Kentucky: By the Numbers." These updates will be provided on an occasional basis as new data become available. Copies are also available online at the Social, Natural and Agricultural Resources Information Laboratory at <http://snril.ca.uky.edu>

	<u>County</u>	<u>State</u>
<b>Projections for the Year 2000</b>		
Projected Number of People per Household (2000)	2.36	2.45
Projected Population in Households (2000)	84,201	3,894,425
Projected Number of Households (2000)	35,617	1,592,175
<b>Projections for the Year 2010</b>		
Projected Number of People per Household (2010)	2.29	2.37
Projected Population in Households (2010)	90,849	4,083,606
Projected Number of Households (2010)	39,619	1,722,749
<b>Projections for the Year 2020</b>		
Projected Number of People per Household (2020)	2.22	2.3
Projected Population in Households (2020)	94,716	4,193,959
Projected Number of Households (2020)	42,741	1,825,059

These data are from the University of Louisville, State Data Center  
Additional information on population projections are available online at

<http://cbpa.louisville.edu/ksdc/>


**SEED (Social and Economic Education for Development)** is a program of the Kentucky Cooperative Extension Service at the University of Kentucky. Faculty draw on the resources of the Social and Natural Resources Information Laboratory and professional contacts at the University of Kentucky, other agencies, and community programs throughout the country. For more information contact your local Cooperative Extension office or Dr. Richard C. Maurer, SEED, 500 Garrigus Building, University of Kentucky, Lexington, KY 40546 or call (606) 257-7582.

*Educational programs of the Kentucky Cooperative Extension Service serves all people regardless of race, color, age, sex, religion, disability, or national origin.*

Social and Economic Education for Development



**KENTUCKY: BY THE NUMBERS**  
**~ Household Projections Update ~**  
**Washington County**



Julie N. Zimmerman, Lori Garkovich, and Scott Samson  
Rural and Economic Development Programs, Rural Sociology

University of Kentucky, College of Agriculture

November, 1999

With the success of the county profiles used in the series "Welfare Reform: By the Numbers," we decided to provide updates through a new series called "Kentucky: By the Numbers." These updates will be provided on an occasional basis as new data become available. Copies are also available online at the Social, Natural and Agricultural Resources Information Laboratory at <http://snril.ca.uky.edu>

	<u>County</u>	<u>State</u>
<b>Projections for the Year 2000</b>		
Projected Number of People per Household (2000)	2.47	2.45
Projected Population in Households (2000)	10,795	3,894,425
Projected Number of Households (2000)	4,368	1,592,175
<b>Projections for the Year 2010</b>		
Projected Number of People per Household (2010)	2.4	2.37
Projected Population in Households (2010)	11,185	4,083,606
Projected Number of Households (2010)	4,666	1,722,749
<b>Projections for the Year 2020</b>		
Projected Number of People per Household (2020)	2.31	2.3
Projected Population in Households (2020)	11,434	4,193,959
Projected Number of Households (2020)	4,959	1,825,059

These data are from the University of Louisville, State Data Center  
Additional information on population projections are available online at

<http://cbpa.louisville.edu/ksdc/>


**SEED (Social and Economic Education for Development)** is a program of the Kentucky Cooperative Extension Service at the University of Kentucky. Faculty draw on the resources of the Social and Natural Resources Information Laboratory and professional contacts at the University of Kentucky, other agencies, and community programs throughout the country. For more information contact your local Cooperative Extension office or Dr. Richard C. Maurer, SEED, 500 Garrigus Building, University of Kentucky, Lexington, KY 40546 or call (606) 257-7582.

*Educational programs of the Kentucky Cooperative Extension Service serves all people regardless of race, color, age, sex, religion, disability, or national origin.*

Social and Economic Education for Development



**KENTUCKY: BY THE NUMBERS**  
**~ Household Projections Update ~**  
**Wayne County**



Julie N. Zimmerman, Lori Garkovich, and Scott Samson  
Rural and Economic Development Programs, Rural Sociology

University of Kentucky, College of Agriculture

November, 1999

With the success of the county profiles used in the series "Welfare Reform: By the Numbers," we decided to provide updates through a new series called "Kentucky: By the Numbers." These updates will be provided on an occasional basis as new data become available. Copies are also available online at the Social, Natural and Agricultural Resources Information Laboratory at <http://snril.ca.uky.edu>

	<u>County</u>	<u>State</u>
<b>Projections for the Year 2000</b>		
Projected Number of People per Household (2000)	2.48	2.45
Projected Population in Households (2000)	19,113	3,894,425
Projected Number of Households (2000)	7,697	1,592,175
<b>Projections for the Year 2010</b>		
Projected Number of People per Household (2010)	2.4	2.37
Projected Population in Households (2010)	20,242	4,083,606
Projected Number of Households (2010)	8,450	1,722,749
<b>Projections for the Year 2020</b>		
Projected Number of People per Household (2020)	2.3	2.3
Projected Population in Households (2020)	20,855	4,193,959
Projected Number of Households (2020)	9,059	1,825,059

These data are from the University of Louisville, State Data Center  
Additional information on population projections are available online at

<http://cbpa.louisville.edu/ksdc/>


**SEED (Social and Economic Education for Development)** is a program of the Kentucky Cooperative Extension Service at the University of Kentucky. Faculty draw on the resources of the Social and Natural Resources Information Laboratory and professional contacts at the University of Kentucky, other agencies, and community programs throughout the country. For more information contact your local Cooperative Extension office or Dr. Richard C. Maurer, SEED, 500 Garrigus Building, University of Kentucky, Lexington, KY 40546 or call (606) 257-7582.

*Educational programs of the Kentucky Cooperative Extension Service serves all people regardless of race, color, age, sex, religion, disability, or national origin.*

Social and Economic Education for Development



**KENTUCKY: BY THE NUMBERS**  
**~ Household Projections Update ~**  
**Webster County**



Julie N. Zimmerman, Lori Garkovich, and Scott Samson  
Rural and Economic Development Programs, Rural Sociology

University of Kentucky, College of Agriculture

November, 1999

With the success of the county profiles used in the series "Welfare Reform: By the Numbers," we decided to provide updates through a new series called "Kentucky: By the Numbers." These updates will be provided on an occasional basis as new data become available. Copies are also available online at the Social, Natural and Agricultural Resources Information Laboratory at <http://snril.ca.uky.edu>

	<u>County</u>	<u>State</u>
<b>Projections for the Year 2000</b>		
Projected Number of People per Household (2000)	2.41	2.45
Projected Population in Households (2000)	13,235	3,894,425
Projected Number of Households (2000)	5,482	1,592,175
<b>Projections for the Year 2010</b>		
Projected Number of People per Household (2010)	2.35	2.37
Projected Population in Households (2010)	12,925	4,083,606
Projected Number of Households (2010)	5,490	1,722,749
<b>Projections for the Year 2020</b>		
Projected Number of People per Household (2020)	2.29	2.3
Projected Population in Households (2020)	12,621	4,193,959
Projected Number of Households (2020)	5,500	1,825,059

These data are from the University of Louisville, State Data Center  
Additional information on population projections are available online at

<http://cbpa.louisville.edu/ksdc/>

**SEED (Social and Economic Education for Development)** is a program of the Kentucky Cooperative Extension Service at the University of Kentucky. Faculty draw on the resources of the Social and Natural Resources Information Laboratory and professional contacts at the University of Kentucky, other agencies, and community programs throughout the country. For more information contact your local Cooperative Extension office or Dr. Richard C. Maurer, SEED, 500 Garrigus Building, University of Kentucky, Lexington, KY 40546 or call (606) 257-7582.

*Educational programs of the Kentucky Cooperative Extension Service serves all people regardless of race, color, age, sex, religion, disability, or national origin.*

Social and Economic Education for Development



**KENTUCKY: BY THE NUMBERS**  
**~ Household Projections Update ~**  
**Whitley County**



Julie N. Zimmerman, Lori Garkovich, and Scott Samson  
Rural and Economic Development Programs, Rural Sociology

University of Kentucky, College of Agriculture

November, 1999

With the success of the county profiles used in the series "Welfare Reform: By the Numbers," we decided to provide updates through a new series called "Kentucky: By the Numbers." These updates will be provided on an occasional basis as new data become available. Copies are also available online at the Social, Natural and Agricultural Resources Information Laboratory at <http://snril.ca.uky.edu>

	<u>County</u>	<u>State</u>
<b>Projections for the Year 2000</b>		
Projected Number of People per Household (2000)	2.44	2.45
Projected Population in Households (2000)	35,098	3,894,425
Projected Number of Households (2000)	14,364	1,592,175
<b>Projections for the Year 2010</b>		
Projected Number of People per Household (2010)	2.35	2.37
Projected Population in Households (2010)	36,576	4,083,606
Projected Number of Households (2010)	15,540	1,722,749
<b>Projections for the Year 2020</b>		
Projected Number of People per Household (2020)	2.29	2.3
Projected Population in Households (2020)	37,508	4,193,959
Projected Number of Households (2020)	16,392	1,825,059

These data are from the University of Louisville, State Data Center  
Additional information on population projections are available online at

<http://cbpa.louisville.edu/ksdc/>


**SEED (Social and Economic Education for Development)** is a program of the Kentucky Cooperative Extension Service at the University of Kentucky. Faculty draw on the resources of the Social and Natural Resources Information Laboratory and professional contacts at the University of Kentucky, other agencies, and community programs throughout the country. For more information contact your local Cooperative Extension office or Dr. Richard C. Maurer, SEED, 500 Garrigus Building, University of Kentucky, Lexington, KY 40546 or call (606) 257-7582.

*Educational programs of the Kentucky Cooperative Extension Service serves all people regardless of race, color, age, sex, religion, disability, or national origin.*

Social and Economic Education for Development



**KENTUCKY: BY THE NUMBERS**  
**~ Household Projections Update ~**  
**Wolfe County**



Julie N. Zimmerman, Lori Garkovich, and Scott Samson  
Rural and Economic Development Programs, Rural Sociology

University of Kentucky, College of Agriculture

November, 1999

With the success of the county profiles used in the series "Welfare Reform: By the Numbers," we decided to provide updates through a new series called "Kentucky: By the Numbers." These updates will be provided on an occasional basis as new data become available. Copies are also available online at the Social, Natural and Agricultural Resources Information Laboratory at <http://snril.ca.uky.edu>

	<u>County</u>	<u>State</u>
<b>Projections for the Year 2000</b>		
Projected Number of People per Household (2000)	2.52	2.45
Projected Population in Households (2000)	7,584	3,894,425
Projected Number of Households (2000)	3,011	1,592,175
<b>Projections for the Year 2010</b>		
Projected Number of People per Household (2010)	2.45	2.37
Projected Population in Households (2010)	8,230	4,083,606
Projected Number of Households (2010)	3,365	1,722,749
<b>Projections for the Year 2020</b>		
Projected Number of People per Household (2020)	2.4	2.3
Projected Population in Households (2020)	8,744	4,193,959
Projected Number of Households (2020)	3,640	1,825,059

These data are from the University of Louisville, State Data Center  
Additional information on population projections are available online at

<http://cbpa.louisville.edu/ksdc/>


**SEED (Social and Economic Education for Development)** is a program of the Kentucky Cooperative Extension Service at the University of Kentucky. Faculty draw on the resources of the Social and Natural Resources Information Laboratory and professional contacts at the University of Kentucky, other agencies, and community programs throughout the country. For more information contact your local Cooperative Extension office or Dr. Richard C. Maurer, SEED, 500 Garrigus Building, University of Kentucky, Lexington, KY 40546 or call (606) 257-7582.

*Educational programs of the Kentucky Cooperative Extension Service serves all people regardless of race, color, age, sex, religion, disability, or national origin.*

Social and Economic Education for Development



**KENTUCKY: BY THE NUMBERS**  
**~ Household Projections Update ~**  
**Woodford County**



Julie N. Zimmerman, Lori Garkovich, and Scott Samson  
Rural and Economic Development Programs, Rural Sociology

University of Kentucky, College of Agriculture

November, 1999

With the success of the county profiles used in the series "Welfare Reform: By the Numbers," we decided to provide updates through a new series called "Kentucky: By the Numbers." These updates will be provided on an occasional basis as new data become available. Copies are also available online at the Social, Natural and Agricultural Resources Information Laboratory at <http://snril.ca.uky.edu>

	<u>County</u>	<u>State</u>
<b>Projections for the Year 2000</b>		
Projected Number of People per Household (2000)	2.48	2.45
Projected Population in Households (2000)	23,051	3,894,425
Projected Number of Households (2000)	9,280	1,592,175
<b>Projections for the Year 2010</b>		
Projected Number of People per Household (2010)	2.4	2.37
Projected Population in Households (2010)	25,399	4,083,606
Projected Number of Households (2010)	10,589	1,722,749
<b>Projections for the Year 2020</b>		
Projected Number of People per Household (2020)	2.32	2.3
Projected Population in Households (2020)	26,989	4,193,959
Projected Number of Households (2020)	11,651	1,825,059

These data are from the University of Louisville, State Data Center  
Additional information on population projections are available online at

<http://cbpa.louisville.edu/ksdc/>

**SEED (Social and Economic Education for Development)** is a program of the Kentucky Cooperative Extension Service at the University of Kentucky. Faculty draw on the resources of the Social and Natural Resources Information Laboratory and professional contacts at the University of Kentucky, other agencies, and community programs throughout the country. For more information contact your local Cooperative Extension office or Dr. Richard C. Maurer, SEED, 500 Garrigus Building, University of Kentucky, Lexington, KY 40546 or call (606) 257-7582.

*Educational programs of the Kentucky Cooperative Extension Service serves all people regardless of race, color, age, sex, religion, disability, or national origin.*