


Social and Economic Education for Development



KENTUCKY: BY THE NUMBERS
~ Household Projections Update ~



Kenton County

Julie N. Zimmerman, Lori Garkovich, and Scott Samson
Rural and Economic Development Programs, Rural Sociology

University of Kentucky, College of Agriculture

November, 1999

With the success of the county profiles used in the series "Welfare Reform: By the Numbers," we decided to provide updates through a new series called "Kentucky: By the Numbers." These updates will be provided on an occasional basis as new data become available. Copies are also available online at the Social, Natural and Agricultural Resources Information Laboratory at <http://snril.ca.uky.edu>

	<u>County</u>	<u>State</u>
Projections for the Year 2000		
Projected Number of People per Household (2000)	2.52	2.45
Projected Population in Households (2000)	146,003	3,894,425
Projected Number of Households (2000)	57,862	1,592,175
Projections for the Year 2010		
Projected Number of People per Household (2010)	2.43	2.37
Projected Population in Households (2010)	149,736	4,083,606
Projected Number of Households (2010)	61,516	1,722,749
Projections for the Year 2020		
Projected Number of People per Household (2020)	2.35	2.3
Projected Population in Households (2020)	151,787	4,193,959
Projected Number of Households (2020)	64,577	1,825,059

These data are from the University of Louisville, State Data Center
Additional information on population projections are available online at

<http://cbpa.louisville.edu/ksdc/>


SEED (Social and Economic Education for Development) is a program of the Kentucky Cooperative Extension Service at the University of Kentucky. Faculty draw on the resources of the Social and Natural Resources Information Laboratory and professional contacts at the University of Kentucky, other agencies, and community programs throughout the country. For more information contact your local Cooperative Extension office or Dr. Richard C. Maurer, SEED, 500 Garrigus Building, University of Kentucky, Lexington, KY 40546 or call (606) 257-7582.

Educational programs of the Kentucky Cooperative Extension Service serves all people regardless of race, color, age, sex, religion, disability, or national origin.

Social and Economic Education for Development



KENTUCKY: BY THE NUMBERS
~ Household Projections Update ~



Knott County

Julie N. Zimmerman, Lori Garkovich, and Scott Samson
Rural and Economic Development Programs, Rural Sociology

University of Kentucky, College of Agriculture

November, 1999

With the success of the county profiles used in the series "Welfare Reform: By the Numbers," we decided to provide updates through a new series called "Kentucky: By the Numbers." These updates will be provided on an occasional basis as new data become available. Copies are also available online at the Social, Natural and Agricultural Resources Information Laboratory at <http://snril.ca.uky.edu>

	<u>County</u>	<u>State</u>
Projections for the Year 2000		
Projected Number of People per Household (2000)	2.63	2.45
Projected Population in Households (2000)	17,444	3,894,425
Projected Number of Households (2000)	6,631	1,592,175
Projections for the Year 2010		
Projected Number of People per Household (2010)	2.49	2.37
Projected Population in Households (2010)	17,400	4,083,606
Projected Number of Households (2010)	7,001	1,722,749
Projections for the Year 2020		
Projected Number of People per Household (2020)	2.36	2.3
Projected Population in Households (2020)	17,302	4,193,959
Projected Number of Households (2020)	7,338	1,825,059

These data are from the University of Louisville, State Data Center
Additional information on population projections are available online at

<http://cbpa.louisville.edu/ksdc/>


SEED (Social and Economic Education for Development) is a program of the Kentucky Cooperative Extension Service at the University of Kentucky. Faculty draw on the resources of the Social and Natural Resources Information Laboratory and professional contacts at the University of Kentucky, other agencies, and community programs throughout the country. For more information contact your local Cooperative Extension office or Dr. Richard C. Maurer, SEED, 500 Garrigus Building, University of Kentucky, Lexington, KY 40546 or call (606) 257-7582.

Educational programs of the Kentucky Cooperative Extension Service serves all people regardless of race, color, age, sex, religion, disability, or national origin.

Social and Economic Education for Development



KENTUCKY: BY THE NUMBERS
~ Household Projections Update ~



Knox County

Julie N. Zimmerman, Lori Garkovich, and Scott Samson
Rural and Economic Development Programs, Rural Sociology

University of Kentucky, College of Agriculture

November, 1999

With the success of the county profiles used in the series "Welfare Reform: By the Numbers," we decided to provide updates through a new series called "Kentucky: By the Numbers." These updates will be provided on an occasional basis as new data become available. Copies are also available online at the Social, Natural and Agricultural Resources Information Laboratory at <http://snril.ca.uky.edu>

	<u>County</u>	<u>State</u>
Projections for the Year 2000		
Projected Number of People per Household (2000)	2.49	2.45
Projected Population in Households (2000)	31,689	3,894,425
Projected Number of Households (2000)	12,715	1,592,175
Projections for the Year 2010		
Projected Number of People per Household (2010)	2.39	2.37
Projected Population in Households (2010)	33,508	4,083,606
Projected Number of Households (2010)	14,021	1,722,749
Projections for the Year 2020		
Projected Number of People per Household (2020)	2.31	2.3
Projected Population in Households (2020)	34,776	4,193,959
Projected Number of Households (2020)	15,081	1,825,059

These data are from the University of Louisville, State Data Center
Additional information on population projections are available online at

<http://cbpa.louisville.edu/ksdc/>


SEED (Social and Economic Education for Development) is a program of the Kentucky Cooperative Extension Service at the University of Kentucky. Faculty draw on the resources of the Social and Natural Resources Information Laboratory and professional contacts at the University of Kentucky, other agencies, and community programs throughout the country. For more information contact your local Cooperative Extension office or Dr. Richard C. Maurer, SEED, 500 Garrigus Building, University of Kentucky, Lexington, KY 40546 or call (606) 257-7582.

Educational programs of the Kentucky Cooperative Extension Service serves all people regardless of race, color, age, sex, religion, disability, or national origin.

Social and Economic Education for Development



KENTUCKY: BY THE NUMBERS
~ Household Projections Update ~



Larue County

Julie N. Zimmerman, Lori Garkovich, and Scott Samson
Rural and Economic Development Programs, Rural Sociology

University of Kentucky, College of Agriculture

November, 1999

With the success of the county profiles used in the series "Welfare Reform: By the Numbers," we decided to provide updates through a new series called "Kentucky: By the Numbers." These updates will be provided on an occasional basis as new data become available. Copies are also available online at the Social, Natural and Agricultural Resources Information Laboratory at <http://snril.ca.uky.edu>

	<u>County</u>	<u>State</u>
Projections for the Year 2000		
Projected Number of People per Household (2000)	2.37	2.45
Projected Population in Households (2000)	13,219	3,894,425
Projected Number of Households (2000)	5,586	1,592,175
Projections for the Year 2010		
Projected Number of People per Household (2010)	2.3	2.37
Projected Population in Households (2010)	14,168	4,083,606
Projected Number of Households (2010)	6,157	1,722,749
Projections for the Year 2020		
Projected Number of People per Household (2020)	2.24	2.3
Projected Population in Households (2020)	14,703	4,193,959
Projected Number of Households (2020)	6,564	1,825,059

These data are from the University of Louisville, State Data Center
Additional information on population projections are available online at

<http://cbpa.louisville.edu/ksdc/>


SEED (Social and Economic Education for Development) is a program of the Kentucky Cooperative Extension Service at the University of Kentucky. Faculty draw on the resources of the Social and Natural Resources Information Laboratory and professional contacts at the University of Kentucky, other agencies, and community programs throughout the country. For more information contact your local Cooperative Extension office or Dr. Richard C. Maurer, SEED, 500 Garrigus Building, University of Kentucky, Lexington, KY 40546 or call (606) 257-7582.

Educational programs of the Kentucky Cooperative Extension Service serves all people regardless of race, color, age, sex, religion, disability, or national origin.

Social and Economic Education for Development



KENTUCKY: BY THE NUMBERS
~ Household Projections Update ~



Laurel County

Julie N. Zimmerman, Lori Garkovich, and Scott Samson
Rural and Economic Development Programs, Rural Sociology

University of Kentucky, College of Agriculture

November, 1999

With the success of the county profiles used in the series "Welfare Reform: By the Numbers," we decided to provide updates through a new series called "Kentucky: By the Numbers." These updates will be provided on an occasional basis as new data become available. Copies are also available online at the Social, Natural and Agricultural Resources Information Laboratory at <http://snril.ca.uky.edu>

	<u>County</u>	<u>State</u>
Projections for the Year 2000		
Projected Number of People per Household (2000)	2.58	2.45
Projected Population in Households (2000)	52,416	3,894,425
Projected Number of Households (2000)	20,297	1,592,175
Projections for the Year 2010		
Projected Number of People per Household (2010)	2.51	2.37
Projected Population in Households (2010)	59,284	4,083,606
Projected Number of Households (2010)	23,614	1,722,749
Projections for the Year 2020		
Projected Number of People per Household (2020)	2.44	2.3
Projected Population in Households (2020)	64,598	4,193,959
Projected Number of Households (2020)	26,437	1,825,059

These data are from the University of Louisville, State Data Center
Additional information on population projections are available online at

<http://cbpa.louisville.edu/ksdc/>


SEED (Social and Economic Education for Development) is a program of the Kentucky Cooperative Extension Service at the University of Kentucky. Faculty draw on the resources of the Social and Natural Resources Information Laboratory and professional contacts at the University of Kentucky, other agencies, and community programs throughout the country. For more information contact your local Cooperative Extension office or Dr. Richard C. Maurer, SEED, 500 Garrigus Building, University of Kentucky, Lexington, KY 40546 or call (606) 257-7582.

Educational programs of the Kentucky Cooperative Extension Service serves all people regardless of race, color, age, sex, religion, disability, or national origin.

Social and Economic Education for Development



KENTUCKY: BY THE NUMBERS
~ Household Projections Update ~
Lawrence County



Julie N. Zimmerman, Lori Garkovich, and Scott Samson
Rural and Economic Development Programs, Rural Sociology

University of Kentucky, College of Agriculture

November, 1999

With the success of the county profiles used in the series "Welfare Reform: By the Numbers," we decided to provide updates through a new series called "Kentucky: By the Numbers." These updates will be provided on an occasional basis as new data become available. Copies are also available online at the Social, Natural and Agricultural Resources Information Laboratory at <http://snril.ca.uky.edu>

	<u>County</u>	<u>State</u>
Projections for the Year 2000		
Projected Number of People per Household (2000)	2.52	2.45
Projected Population in Households (2000)	15,879	3,894,425
Projected Number of Households (2000)	6,304	1,592,175
Projections for the Year 2010		
Projected Number of People per Household (2010)	2.4	2.37
Projected Population in Households (2010)	17,055	4,083,606
Projected Number of Households (2010)	7,111	1,722,749
Projections for the Year 2020		
Projected Number of People per Household (2020)	2.3	2.3
Projected Population in Households (2020)	17,775	4,193,959
Projected Number of Households (2020)	7,715	1,825,059

These data are from the University of Louisville, State Data Center
Additional information on population projections are available online at

<http://cbpa.louisville.edu/ksdc/>


SEED (Social and Economic Education for Development) is a program of the Kentucky Cooperative Extension Service at the University of Kentucky. Faculty draw on the resources of the Social and Natural Resources Information Laboratory and professional contacts at the University of Kentucky, other agencies, and community programs throughout the country. For more information contact your local Cooperative Extension office or Dr. Richard C. Maurer, SEED, 500 Garrigus Building, University of Kentucky, Lexington, KY 40546 or call (606) 257-7582.

Educational programs of the Kentucky Cooperative Extension Service serves all people regardless of race, color, age, sex, religion, disability, or national origin.

Social and Economic Education for Development



KENTUCKY: BY THE NUMBERS
~ Household Projections Update ~



Lee County

Julie N. Zimmerman, Lori Garkovich, and Scott Samson
Rural and Economic Development Programs, Rural Sociology

University of Kentucky, College of Agriculture

November, 1999

With the success of the county profiles used in the series "Welfare Reform: By the Numbers," we decided to provide updates through a new series called "Kentucky: By the Numbers." These updates will be provided on an occasional basis as new data become available. Copies are also available online at the Social, Natural and Agricultural Resources Information Laboratory at <http://snril.ca.uky.edu>

	<u>County</u>	<u>State</u>
Projections for the Year 2000		
Projected Number of People per Household (2000)	2.38	2.45
Projected Population in Households (2000)	7,961	3,894,425
Projected Number of Households (2000)	3,339	1,592,175
Projections for the Year 2010		
Projected Number of People per Household (2010)	2.33	2.37
Projected Population in Households (2010)	8,139	4,083,606
Projected Number of Households (2010)	3,497	1,722,749
Projections for the Year 2020		
Projected Number of People per Household (2020)	2.29	2.3
Projected Population in Households (2020)	8,175	4,193,959
Projected Number of Households (2020)	3,577	1,825,059

These data are from the University of Louisville, State Data Center
Additional information on population projections are available online at

<http://cbpa.louisville.edu/ksdc/>


SEED (Social and Economic Education for Development) is a program of the Kentucky Cooperative Extension Service at the University of Kentucky. Faculty draw on the resources of the Social and Natural Resources Information Laboratory and professional contacts at the University of Kentucky, other agencies, and community programs throughout the country. For more information contact your local Cooperative Extension office or Dr. Richard C. Maurer, SEED, 500 Garrigus Building, University of Kentucky, Lexington, KY 40546 or call (606) 257-7582.

Educational programs of the Kentucky Cooperative Extension Service serves all people regardless of race, color, age, sex, religion, disability, or national origin.

Social and Economic Education for Development



KENTUCKY: BY THE NUMBERS
~ Household Projections Update ~



Leslie County

Julie N. Zimmerman, Lori Garkovich, and Scott Samson
Rural and Economic Development Programs, Rural Sociology

University of Kentucky, College of Agriculture

November, 1999

With the success of the county profiles used in the series "Welfare Reform: By the Numbers," we decided to provide updates through a new series called "Kentucky: By the Numbers." These updates will be provided on an occasional basis as new data become available. Copies are also available online at the Social, Natural and Agricultural Resources Information Laboratory at <http://snril.ca.uky.edu>

	<u>County</u>	<u>State</u>
Projections for the Year 2000		
Projected Number of People per Household (2000)	2.68	2.45
Projected Population in Households (2000)	13,337	3,894,425
Projected Number of Households (2000)	4,974	1,592,175
Projections for the Year 2010		
Projected Number of People per Household (2010)	2.51	2.37
Projected Population in Households (2010)	13,125	4,083,606
Projected Number of Households (2010)	5,228	1,722,749
Projections for the Year 2020		
Projected Number of People per Household (2020)	2.35	2.3
Projected Population in Households (2020)	12,823	4,193,959
Projected Number of Households (2020)	5,462	1,825,059

These data are from the University of Louisville, State Data Center
Additional information on population projections are available online at

<http://cbpa.louisville.edu/ksdc/>


SEED (Social and Economic Education for Development) is a program of the Kentucky Cooperative Extension Service at the University of Kentucky. Faculty draw on the resources of the Social and Natural Resources Information Laboratory and professional contacts at the University of Kentucky, other agencies, and community programs throughout the country. For more information contact your local Cooperative Extension office or Dr. Richard C. Maurer, SEED, 500 Garrigus Building, University of Kentucky, Lexington, KY 40546 or call (606) 257-7582.

Educational programs of the Kentucky Cooperative Extension Service serves all people regardless of race, color, age, sex, religion, disability, or national origin.

Social and Economic Education for Development



KENTUCKY: BY THE NUMBERS
~ Household Projections Update ~
Letcher County



Julie N. Zimmerman, Lori Garkovich, and Scott Samson
Rural and Economic Development Programs, Rural Sociology

University of Kentucky, College of Agriculture

November, 1999

With the success of the county profiles used in the series "Welfare Reform: By the Numbers," we decided to provide updates through a new series called "Kentucky: By the Numbers." These updates will be provided on an occasional basis as new data become available. Copies are also available online at the Social, Natural and Agricultural Resources Information Laboratory at <http://snril.ca.uky.edu>

	<u>County</u>	<u>State</u>
Projections for the Year 2000		
Projected Number of People per Household (2000)	2.56	2.45
Projected Population in Households (2000)	26,443	3,894,425
Projected Number of Households (2000)	10,313	1,592,175
Projections for the Year 2010		
Projected Number of People per Household (2010)	2.41	2.37
Projected Population in Households (2010)	26,237	4,083,606
Projected Number of Households (2010)	10,870	1,722,749
Projections for the Year 2020		
Projected Number of People per Household (2020)	2.28	2.3
Projected Population in Households (2020)	25,764	4,193,959
Projected Number of Households (2020)	11,313	1,825,059

These data are from the University of Louisville, State Data Center
Additional information on population projections are available online at

<http://cbpa.louisville.edu/ksdc/>


SEED (Social and Economic Education for Development) is a program of the Kentucky Cooperative Extension Service at the University of Kentucky. Faculty draw on the resources of the Social and Natural Resources Information Laboratory and professional contacts at the University of Kentucky, other agencies, and community programs throughout the country. For more information contact your local Cooperative Extension office or Dr. Richard C. Maurer, SEED, 500 Garrigus Building, University of Kentucky, Lexington, KY 40546 or call (606) 257-7582.

Educational programs of the Kentucky Cooperative Extension Service serves all people regardless of race, color, age, sex, religion, disability, or national origin.

Social and Economic Education for Development



KENTUCKY: BY THE NUMBERS
~ Household Projections Update ~



Lewis County

Julie N. Zimmerman, Lori Garkovich, and Scott Samson
Rural and Economic Development Programs, Rural Sociology

University of Kentucky, College of Agriculture

November, 1999

With the success of the county profiles used in the series "Welfare Reform: By the Numbers," we decided to provide updates through a new series called "Kentucky: By the Numbers." These updates will be provided on an occasional basis as new data become available. Copies are also available online at the Social, Natural and Agricultural Resources Information Laboratory at <http://snril.ca.uky.edu>

	<u>County</u>	<u>State</u>
Projections for the Year 2000		
Projected Number of People per Household (2000)	2.52	2.45
Projected Population in Households (2000)	13,770	3,894,425
Projected Number of Households (2000)	5,473	1,592,175
Projections for the Year 2010		
Projected Number of People per Household (2010)	2.45	2.37
Projected Population in Households (2010)	14,524	4,083,606
Projected Number of Households (2010)	5,938	1,722,749
Projections for the Year 2020		
Projected Number of People per Household (2020)	2.38	2.3
Projected Population in Households (2020)	15,073	4,193,959
Projected Number of Households (2020)	6,326	1,825,059

These data are from the University of Louisville, State Data Center
Additional information on population projections are available online at

<http://cbpa.louisville.edu/ksdc/>


SEED (Social and Economic Education for Development) is a program of the Kentucky Cooperative Extension Service at the University of Kentucky. Faculty draw on the resources of the Social and Natural Resources Information Laboratory and professional contacts at the University of Kentucky, other agencies, and community programs throughout the country. For more information contact your local Cooperative Extension office or Dr. Richard C. Maurer, SEED, 500 Garrigus Building, University of Kentucky, Lexington, KY 40546 or call (606) 257-7582.

Educational programs of the Kentucky Cooperative Extension Service serves all people regardless of race, color, age, sex, religion, disability, or national origin.

Social and Economic Education for Development



KENTUCKY: BY THE NUMBERS
~ Household Projections Update ~
Lincoln County



Julie N. Zimmerman, Lori Garkovich, and Scott Samson
Rural and Economic Development Programs, Rural Sociology

University of Kentucky, College of Agriculture

November, 1999

With the success of the county profiles used in the series "Welfare Reform: By the Numbers," we decided to provide updates through a new series called "Kentucky: By the Numbers." These updates will be provided on an occasional basis as new data become available. Copies are also available online at the Social, Natural and Agricultural Resources Information Laboratory at <http://snril.ca.uky.edu>

	<u>County</u>	<u>State</u>
Projections for the Year 2000		
Projected Number of People per Household (2000)	2.45	2.45
Projected Population in Households (2000)	22,811	3,894,425
Projected Number of Households (2000)	9,300	1,592,175
Projections for the Year 2010		
Projected Number of People per Household (2010)	2.36	2.37
Projected Population in Households (2010)	24,825	4,083,606
Projected Number of Households (2010)	10,501	1,722,749
Projections for the Year 2020		
Projected Number of People per Household (2020)	2.28	2.3
Projected Population in Households (2020)	26,059	4,193,959
Projected Number of Households (2020)	11,410	1,825,059

These data are from the University of Louisville, State Data Center
Additional information on population projections are available online at

<http://cbpa.louisville.edu/ksdc/>


SEED (Social and Economic Education for Development) is a program of the Kentucky Cooperative Extension Service at the University of Kentucky. Faculty draw on the resources of the Social and Natural Resources Information Laboratory and professional contacts at the University of Kentucky, other agencies, and community programs throughout the country. For more information contact your local Cooperative Extension office or Dr. Richard C. Maurer, SEED, 500 Garrigus Building, University of Kentucky, Lexington, KY 40546 or call (606) 257-7582.

Educational programs of the Kentucky Cooperative Extension Service serves all people regardless of race, color, age, sex, religion, disability, or national origin.

Social and Economic Education for Development



KENTUCKY: BY THE NUMBERS
~ Household Projections Update ~
Livingston County



Julie N. Zimmerman, Lori Garkovich, and Scott Samson
Rural and Economic Development Programs, Rural Sociology

University of Kentucky, College of Agriculture

November, 1999

With the success of the county profiles used in the series "Welfare Reform: By the Numbers," we decided to provide updates through a new series called "Kentucky: By the Numbers." These updates will be provided on an occasional basis as new data become available. Copies are also available online at the Social, Natural and Agricultural Resources Information Laboratory at <http://snril.ca.uky.edu>

	<u>County</u>	<u>State</u>
Projections for the Year 2000		
Projected Number of People per Household (2000)	2.3	2.45
Projected Population in Households (2000)	9,381	3,894,425
Projected Number of Households (2000)	4,074	1,592,175
Projections for the Year 2010		
Projected Number of People per Household (2010)	2.19	2.37
Projected Population in Households (2010)	9,464	4,083,606
Projected Number of Households (2010)	4,317	1,722,749
Projections for the Year 2020		
Projected Number of People per Household (2020)	2.1	2.3
Projected Population in Households (2020)	9,252	4,193,959
Projected Number of Households (2020)	4,398	1,825,059

These data are from the University of Louisville, State Data Center
Additional information on population projections are available online at

<http://cbpa.louisville.edu/ksdc/>


SEED (Social and Economic Education for Development) is a program of the Kentucky Cooperative Extension Service at the University of Kentucky. Faculty draw on the resources of the Social and Natural Resources Information Laboratory and professional contacts at the University of Kentucky, other agencies, and community programs throughout the country. For more information contact your local Cooperative Extension office or Dr. Richard C. Maurer, SEED, 500 Garrigus Building, University of Kentucky, Lexington, KY 40546 or call (606) 257-7582.

Educational programs of the Kentucky Cooperative Extension Service serves all people regardless of race, color, age, sex, religion, disability, or national origin.

Social and Economic Education for Development



KENTUCKY: BY THE NUMBERS
~ Household Projections Update ~



Logan County

Julie N. Zimmerman, Lori Garkovich, and Scott Samson
Rural and Economic Development Programs, Rural Sociology

University of Kentucky, College of Agriculture

November, 1999

With the success of the county profiles used in the series "Welfare Reform: By the Numbers," we decided to provide updates through a new series called "Kentucky: By the Numbers." These updates will be provided on an occasional basis as new data become available. Copies are also available online at the Social, Natural and Agricultural Resources Information Laboratory at <http://snril.ca.uky.edu>

	<u>County</u>	<u>State</u>
Projections for the Year 2000		
Projected Number of People per Household (2000)	2.42	2.45
Projected Population in Households (2000)	26,630	3,894,425
Projected Number of Households (2000)	10,984	1,592,175
Projections for the Year 2010		
Projected Number of People per Household (2010)	2.37	2.37
Projected Population in Households (2010)	28,091	4,083,606
Projected Number of Households (2010)	11,852	1,722,749
Projections for the Year 2020		
Projected Number of People per Household (2020)	2.32	2.3
Projected Population in Households (2020)	29,004	4,193,959
Projected Number of Households (2020)	12,489	1,825,059

These data are from the University of Louisville, State Data Center
Additional information on population projections are available online at

<http://cbpa.louisville.edu/ksdc/>


SEED (Social and Economic Education for Development) is a program of the Kentucky Cooperative Extension Service at the University of Kentucky. Faculty draw on the resources of the Social and Natural Resources Information Laboratory and professional contacts at the University of Kentucky, other agencies, and community programs throughout the country. For more information contact your local Cooperative Extension office or Dr. Richard C. Maurer, SEED, 500 Garrigus Building, University of Kentucky, Lexington, KY 40546 or call (606) 257-7582.

Educational programs of the Kentucky Cooperative Extension Service serves all people regardless of race, color, age, sex, religion, disability, or national origin.

Social and Economic Education for Development



KENTUCKY: BY THE NUMBERS
~ Household Projections Update ~



Lyon County

Julie N. Zimmerman, Lori Garkovich, and Scott Samson
Rural and Economic Development Programs, Rural Sociology

University of Kentucky, College of Agriculture

November, 1999

With the success of the county profiles used in the series "Welfare Reform: By the Numbers," we decided to provide updates through a new series called "Kentucky: By the Numbers." These updates will be provided on an occasional basis as new data become available. Copies are also available online at the Social, Natural and Agricultural Resources Information Laboratory at <http://snril.ca.uky.edu>

	<u>County</u>	<u>State</u>
Projections for the Year 2000		
Projected Number of People per Household (2000)	2.19	2.45
Projected Population in Households (2000)	6,879	3,894,425
Projected Number of Households (2000)	3,144	1,592,175
Projections for the Year 2010		
Projected Number of People per Household (2010)	2.16	2.37
Projected Population in Households (2010)	7,330	4,083,606
Projected Number of Households (2010)	3,395	1,722,749
Projections for the Year 2020		
Projected Number of People per Household (2020)	2.13	2.3
Projected Population in Households (2020)	7,340	4,193,959
Projected Number of Households (2020)	3,445	1,825,059

These data are from the University of Louisville, State Data Center
Additional information on population projections are available online at

<http://cbpa.louisville.edu/ksdc/>


SEED (Social and Economic Education for Development) is a program of the Kentucky Cooperative Extension Service at the University of Kentucky. Faculty draw on the resources of the Social and Natural Resources Information Laboratory and professional contacts at the University of Kentucky, other agencies, and community programs throughout the country. For more information contact your local Cooperative Extension office or Dr. Richard C. Maurer, SEED, 500 Garrigus Building, University of Kentucky, Lexington, KY 40546 or call (606) 257-7582.

Educational programs of the Kentucky Cooperative Extension Service serves all people regardless of race, color, age, sex, religion, disability, or national origin.

Social and Economic Education for Development



KENTUCKY: BY THE NUMBERS
~ Household Projections Update ~
McCracken County



Julie N. Zimmerman, Lori Garkovich, and Scott Samson
Rural and Economic Development Programs, Rural Sociology

University of Kentucky, College of Agriculture

November, 1999

With the success of the county profiles used in the series "Welfare Reform: By the Numbers," we decided to provide updates through a new series called "Kentucky: By the Numbers." These updates will be provided on an occasional basis as new data become available. Copies are also available online at the Social, Natural and Agricultural Resources Information Laboratory at <http://snril.ca.uky.edu>

	<u>County</u>	<u>State</u>
Projections for the Year 2000		
Projected Number of People per Household (2000)	2.31	2.45
Projected Population in Households (2000)	64,244	3,894,425
Projected Number of Households (2000)	27,811	1,592,175
Projections for the Year 2010		
Projected Number of People per Household (2010)	2.26	2.37
Projected Population in Households (2010)	64,380	4,083,606
Projected Number of Households (2010)	28,483	1,722,749
Projections for the Year 2020		
Projected Number of People per Household (2020)	2.21	2.3
Projected Population in Households (2020)	63,802	4,193,959
Projected Number of Households (2020)	28,890	1,825,059

These data are from the University of Louisville, State Data Center
Additional information on population projections are available online at

<http://cbpa.louisville.edu/ksdc/>

SEED (Social and Economic Education for Development) is a program of the Kentucky Cooperative Extension Service at the University of Kentucky. Faculty draw on the resources of the Social and Natural Resources Information Laboratory and professional contacts at the University of Kentucky, other agencies, and community programs throughout the country. For more information contact your local Cooperative Extension office or Dr. Richard C. Maurer, SEED, 500 Garrigus Building, University of Kentucky, Lexington, KY 40546 or call (606) 257-7582.

Educational programs of the Kentucky Cooperative Extension Service serves all people regardless of race, color, age, sex, religion, disability, or national origin.

Social and Economic Education for Development



KENTUCKY: BY THE NUMBERS
~ Household Projections Update ~
McCreary County



Julie N. Zimmerman, Lori Garkovich, and Scott Samson
Rural and Economic Development Programs, Rural Sociology

University of Kentucky, College of Agriculture

November, 1999

With the success of the county profiles used in the series "Welfare Reform: By the Numbers," we decided to provide updates through a new series called "Kentucky: By the Numbers." These updates will be provided on an occasional basis as new data become available. Copies are also available online at the Social, Natural and Agricultural Resources Information Laboratory at <http://snril.ca.uky.edu>

	<u>County</u>	<u>State</u>
Projections for the Year 2000		
Projected Number of People per Household (2000)	2.65	2.45
Projected Population in Households (2000)	16,755	3,894,425
Projected Number of Households (2000)	6,319	1,592,175
Projections for the Year 2010		
Projected Number of People per Household (2010)	2.52	2.37
Projected Population in Households (2010)	17,757	4,083,606
Projected Number of Households (2010)	7,046	1,722,749
Projections for the Year 2020		
Projected Number of People per Household (2020)	2.4	2.3
Projected Population in Households (2020)	18,417	4,193,959
Projected Number of Households (2020)	7,683	1,825,059

These data are from the University of Louisville, State Data Center
Additional information on population projections are available online at

<http://cbpa.louisville.edu/ksdc/>


SEED (Social and Economic Education for Development) is a program of the Kentucky Cooperative Extension Service at the University of Kentucky. Faculty draw on the resources of the Social and Natural Resources Information Laboratory and professional contacts at the University of Kentucky, other agencies, and community programs throughout the country. For more information contact your local Cooperative Extension office or Dr. Richard C. Maurer, SEED, 500 Garrigus Building, University of Kentucky, Lexington, KY 40546 or call (606) 257-7582.

Educational programs of the Kentucky Cooperative Extension Service serves all people regardless of race, color, age, sex, religion, disability, or national origin.

Social and Economic Education for Development



KENTUCKY: BY THE NUMBERS
~ Household Projections Update ~
McLean County



Julie N. Zimmerman, Lori Garkovich, and Scott Samson
Rural and Economic Development Programs, Rural Sociology

University of Kentucky, College of Agriculture

November, 1999

With the success of the county profiles used in the series "Welfare Reform: By the Numbers," we decided to provide updates through a new series called "Kentucky: By the Numbers." These updates will be provided on an occasional basis as new data become available. Copies are also available online at the Social, Natural and Agricultural Resources Information Laboratory at <http://snril.ca.uky.edu>

	<u>County</u>	<u>State</u>
Projections for the Year 2000		
Projected Number of People per Household (2000)	2.36	2.45
Projected Population in Households (2000)	9,685	3,894,425
Projected Number of Households (2000)	4,101	1,592,175
Projections for the Year 2010		
Projected Number of People per Household (2010)	2.26	2.37
Projected Population in Households (2010)	9,689	4,083,606
Projected Number of Households (2010)	4,293	1,722,749
Projections for the Year 2020		
Projected Number of People per Household (2020)	2.16	2.3
Projected Population in Households (2020)	9,496	4,193,959
Projected Number of Households (2020)	4,394	1,825,059

These data are from the University of Louisville, State Data Center
Additional information on population projections are available online at

<http://cbpa.louisville.edu/ksdc/>


SEED (Social and Economic Education for Development) is a program of the Kentucky Cooperative Extension Service at the University of Kentucky. Faculty draw on the resources of the Social and Natural Resources Information Laboratory and professional contacts at the University of Kentucky, other agencies, and community programs throughout the country. For more information contact your local Cooperative Extension office or Dr. Richard C. Maurer, SEED, 500 Garrigus Building, University of Kentucky, Lexington, KY 40546 or call (606) 257-7582.

Educational programs of the Kentucky Cooperative Extension Service serves all people regardless of race, color, age, sex, religion, disability, or national origin.

Social and Economic Education for Development



KENTUCKY: BY THE NUMBERS
~ Household Projections Update ~
Madison County



Julie N. Zimmerman, Lori Garkovich, and Scott Samson
Rural and Economic Development Programs, Rural Sociology

University of Kentucky, College of Agriculture

November, 1999

With the success of the county profiles used in the series "Welfare Reform: By the Numbers," we decided to provide updates through a new series called "Kentucky: By the Numbers." These updates will be provided on an occasional basis as new data become available. Copies are also available online at the Social, Natural and Agricultural Resources Information Laboratory at <http://snril.ca.uky.edu>

	<u>County</u>	<u>State</u>
Projections for the Year 2000		
Projected Number of People per Household (2000)	2.42	2.45
Projected Population in Households (2000)	61,583	3,894,425
Projected Number of Households (2000)	25,466	1,592,175
Projections for the Year 2010		
Projected Number of People per Household (2010)	2.32	2.37
Projected Population in Households (2010)	68,519	4,083,606
Projected Number of Households (2010)	29,566	1,722,749
Projections for the Year 2020		
Projected Number of People per Household (2020)	2.2	2.3
Projected Population in Households (2020)	72,809	4,193,959
Projected Number of Households (2020)	33,067	1,825,059

These data are from the University of Louisville, State Data Center
Additional information on population projections are available online at

<http://cbpa.louisville.edu/ksdc/>

SEED (Social and Economic Education for Development) is a program of the Kentucky Cooperative Extension Service at the University of Kentucky. Faculty draw on the resources of the Social and Natural Resources Information Laboratory and professional contacts at the University of Kentucky, other agencies, and community programs throughout the country. For more information contact your local Cooperative Extension office or Dr. Richard C. Maurer, SEED, 500 Garrigus Building, University of Kentucky, Lexington, KY 40546 or call (606) 257-7582.

Educational programs of the Kentucky Cooperative Extension Service serves all people regardless of race, color, age, sex, religion, disability, or national origin.

Social and Economic Education for Development



KENTUCKY: BY THE NUMBERS
~ Household Projections Update ~
Magoffin County



Julie N. Zimmerman, Lori Garkovich, and Scott Samson
Rural and Economic Development Programs, Rural Sociology

University of Kentucky, College of Agriculture

November, 1999

With the success of the county profiles used in the series "Welfare Reform: By the Numbers," we decided to provide updates through a new series called "Kentucky: By the Numbers." These updates will be provided on an occasional basis as new data become available. Copies are also available online at the Social, Natural and Agricultural Resources Information Laboratory at <http://snril.ca.uky.edu>

	<u>County</u>	<u>State</u>
Projections for the Year 2000		
Projected Number of People per Household (2000)	2.71	2.45
Projected Population in Households (2000)	13,940	3,894,425
Projected Number of Households (2000)	5,151	1,592,175
Projections for the Year 2010		
Projected Number of People per Household (2010)	2.56	2.37
Projected Population in Households (2010)	14,671	4,083,606
Projected Number of Households (2010)	5,737	1,722,749
Projections for the Year 2020		
Projected Number of People per Household (2020)	2.44	2.3
Projected Population in Households (2020)	15,170	4,193,959
Projected Number of Households (2020)	6,222	1,825,059

These data are from the University of Louisville, State Data Center
Additional information on population projections are available online at

<http://cbpa.louisville.edu/ksdc/>


SEED (Social and Economic Education for Development) is a program of the Kentucky Cooperative Extension Service at the University of Kentucky. Faculty draw on the resources of the Social and Natural Resources Information Laboratory and professional contacts at the University of Kentucky, other agencies, and community programs throughout the country. For more information contact your local Cooperative Extension office or Dr. Richard C. Maurer, SEED, 500 Garrigus Building, University of Kentucky, Lexington, KY 40546 or call (606) 257-7582.

Educational programs of the Kentucky Cooperative Extension Service serves all people regardless of race, color, age, sex, religion, disability, or national origin.

Social and Economic Education for Development



KENTUCKY: BY THE NUMBERS
~ Household Projections Update ~
Marion County



Julie N. Zimmerman, Lori Garkovich, and Scott Samson
Rural and Economic Development Programs, Rural Sociology

University of Kentucky, College of Agriculture

November, 1999

With the success of the county profiles used in the series "Welfare Reform: By the Numbers," we decided to provide updates through a new series called "Kentucky: By the Numbers." These updates will be provided on an occasional basis as new data become available. Copies are also available online at the Social, Natural and Agricultural Resources Information Laboratory at <http://snril.ca.uky.edu>

	<u>County</u>	<u>State</u>
Projections for the Year 2000		
Projected Number of People per Household (2000)	2.57	2.45
Projected Population in Households (2000)	16,442	3,894,425
Projected Number of Households (2000)	6,403	1,592,175
Projections for the Year 2010		
Projected Number of People per Household (2010)	2.48	2.37
Projected Population in Households (2010)	17,004	4,083,606
Projected Number of Households (2010)	6,867	1,722,749
Projections for the Year 2020		
Projected Number of People per Household (2020)	2.39	2.3
Projected Population in Households (2020)	17,416	4,193,959
Projected Number of Households (2020)	7,284	1,825,059

These data are from the University of Louisville, State Data Center
Additional information on population projections are available online at

<http://cbpa.louisville.edu/ksdc/>


SEED (Social and Economic Education for Development) is a program of the Kentucky Cooperative Extension Service at the University of Kentucky. Faculty draw on the resources of the Social and Natural Resources Information Laboratory and professional contacts at the University of Kentucky, other agencies, and community programs throughout the country. For more information contact your local Cooperative Extension office or Dr. Richard C. Maurer, SEED, 500 Garrigus Building, University of Kentucky, Lexington, KY 40546 or call (606) 257-7582.

Educational programs of the Kentucky Cooperative Extension Service serves all people regardless of race, color, age, sex, religion, disability, or national origin.

Social and Economic Education for Development



KENTUCKY: BY THE NUMBERS
~ Household Projections Update ~
Marshall County



Julie N. Zimmerman, Lori Garkovich, and Scott Samson
Rural and Economic Development Programs, Rural Sociology

University of Kentucky, College of Agriculture

November, 1999

With the success of the county profiles used in the series "Welfare Reform: By the Numbers," we decided to provide updates through a new series called "Kentucky: By the Numbers." These updates will be provided on an occasional basis as new data become available. Copies are also available online at the Social, Natural and Agricultural Resources Information Laboratory at <http://snril.ca.uky.edu>

	<u>County</u>	<u>State</u>
Projections for the Year 2000		
Projected Number of People per Household (2000)	2.34	2.45
Projected Population in Households (2000)	30,346	3,894,425
Projected Number of Households (2000)	12,954	1,592,175
Projections for the Year 2010		
Projected Number of People per Household (2010)	2.27	2.37
Projected Population in Households (2010)	31,754	4,083,606
Projected Number of Households (2010)	14,012	1,722,749
Projections for the Year 2020		
Projected Number of People per Household (2020)	2.2	2.3
Projected Population in Households (2020)	32,007	4,193,959
Projected Number of Households (2020)	14,568	1,825,059

These data are from the University of Louisville, State Data Center
Additional information on population projections are available online at

<http://cbpa.louisville.edu/ksdc/>


SEED (Social and Economic Education for Development) is a program of the Kentucky Cooperative Extension Service at the University of Kentucky. Faculty draw on the resources of the Social and Natural Resources Information Laboratory and professional contacts at the University of Kentucky, other agencies, and community programs throughout the country. For more information contact your local Cooperative Extension office or Dr. Richard C. Maurer, SEED, 500 Garrigus Building, University of Kentucky, Lexington, KY 40546 or call (606) 257-7582.

Educational programs of the Kentucky Cooperative Extension Service serves all people regardless of race, color, age, sex, religion, disability, or national origin.

Social and Economic Education for Development



KENTUCKY: BY THE NUMBERS
~ Household Projections Update ~



Martin County

Julie N. Zimmerman, Lori Garkovich, and Scott Samson
Rural and Economic Development Programs, Rural Sociology

University of Kentucky, College of Agriculture

November, 1999

With the success of the county profiles used in the series "Welfare Reform: By the Numbers," we decided to provide updates through a new series called "Kentucky: By the Numbers." These updates will be provided on an occasional basis as new data become available. Copies are also available online at the Social, Natural and Agricultural Resources Information Laboratory at <http://snril.ca.uky.edu>

	<u>County</u>	<u>State</u>
Projections for the Year 2000		
Projected Number of People per Household (2000)	2.74	2.45
Projected Population in Households (2000)	11,792	3,894,425
Projected Number of Households (2000)	4,306	1,592,175
Projections for the Year 2010		
Projected Number of People per Household (2010)	2.61	2.37
Projected Population in Households (2010)	11,131	4,083,606
Projected Number of Households (2010)	4,266	1,722,749
Projections for the Year 2020		
Projected Number of People per Household (2020)	2.47	2.3
Projected Population in Households (2020)	10,646	4,193,959
Projected Number of Households (2020)	4,302	1,825,059

These data are from the University of Louisville, State Data Center
Additional information on population projections are available online at

<http://cbpa.louisville.edu/ksdc/>

SEED (Social and Economic Education for Development) is a program of the Kentucky Cooperative Extension Service at the University of Kentucky. Faculty draw on the resources of the Social and Natural Resources Information Laboratory and professional contacts at the University of Kentucky, other agencies, and community programs throughout the country. For more information contact your local Cooperative Extension office or Dr. Richard C. Maurer, SEED, 500 Garrigus Building, University of Kentucky, Lexington, KY 40546 or call (606) 257-7582.

Educational programs of the Kentucky Cooperative Extension Service serves all people regardless of race, color, age, sex, religion, disability, or national origin.

Social and Economic Education for Development



KENTUCKY: BY THE NUMBERS
~ Household Projections Update ~
Mason County



Julie N. Zimmerman, Lori Garkovich, and Scott Samson
Rural and Economic Development Programs, Rural Sociology

University of Kentucky, College of Agriculture

November, 1999

With the success of the county profiles used in the series "Welfare Reform: By the Numbers," we decided to provide updates through a new series called "Kentucky: By the Numbers." These updates will be provided on an occasional basis as new data become available. Copies are also available online at the Social, Natural and Agricultural Resources Information Laboratory at <http://snril.ca.uky.edu>

	<u>County</u>	<u>State</u>
Projections for the Year 2000		
Projected Number of People per Household (2000)	2.41	2.45
Projected Population in Households (2000)	16,594	3,894,425
Projected Number of Households (2000)	6,881	1,592,175
Projections for the Year 2010		
Projected Number of People per Household (2010)	2.33	2.37
Projected Population in Households (2010)	16,147	4,083,606
Projected Number of Households (2010)	6,922	1,722,749
Projections for the Year 2020		
Projected Number of People per Household (2020)	2.26	2.3
Projected Population in Households (2020)	15,606	4,193,959
Projected Number of Households (2020)	6,896	1,825,059

These data are from the University of Louisville, State Data Center
Additional information on population projections are available online at

<http://cbpa.louisville.edu/ksdc/>


SEED (Social and Economic Education for Development) is a program of the Kentucky Cooperative Extension Service at the University of Kentucky. Faculty draw on the resources of the Social and Natural Resources Information Laboratory and professional contacts at the University of Kentucky, other agencies, and community programs throughout the country. For more information contact your local Cooperative Extension office or Dr. Richard C. Maurer, SEED, 500 Garrigus Building, University of Kentucky, Lexington, KY 40546 or call (606) 257-7582.

Educational programs of the Kentucky Cooperative Extension Service serves all people regardless of race, color, age, sex, religion, disability, or national origin.

Social and Economic Education for Development



KENTUCKY: BY THE NUMBERS
~ Household Projections Update ~



Meade County

Julie N. Zimmerman, Lori Garkovich, and Scott Samson
Rural and Economic Development Programs, Rural Sociology

University of Kentucky, College of Agriculture

November, 1999

With the success of the county profiles used in the series "Welfare Reform: By the Numbers," we decided to provide updates through a new series called "Kentucky: By the Numbers." These updates will be provided on an occasional basis as new data become available. Copies are also available online at the Social, Natural and Agricultural Resources Information Laboratory at <http://snril.ca.uky.edu>

	<u>County</u>	<u>State</u>
Projections for the Year 2000		
Projected Number of People per Household (2000)	2.83	2.45
Projected Population in Households (2000)	30,703	3,894,425
Projected Number of Households (2000)	10,845	1,592,175
Projections for the Year 2010		
Projected Number of People per Household (2010)	2.63	2.37
Projected Population in Households (2010)	37,399	4,083,606
Projected Number of Households (2010)	14,231	1,722,749
Projections for the Year 2020		
Projected Number of People per Household (2020)	2.47	2.3
Projected Population in Households (2020)	42,906	4,193,959
Projected Number of Households (2020)	17,351	1,825,059

These data are from the University of Louisville, State Data Center
Additional information on population projections are available online at

<http://cbpa.louisville.edu/ksdc/>


SEED (Social and Economic Education for Development) is a program of the Kentucky Cooperative Extension Service at the University of Kentucky. Faculty draw on the resources of the Social and Natural Resources Information Laboratory and professional contacts at the University of Kentucky, other agencies, and community programs throughout the country. For more information contact your local Cooperative Extension office or Dr. Richard C. Maurer, SEED, 500 Garrigus Building, University of Kentucky, Lexington, KY 40546 or call (606) 257-7582.

Educational programs of the Kentucky Cooperative Extension Service serves all people regardless of race, color, age, sex, religion, disability, or national origin.

Social and Economic Education for Development



KENTUCKY: BY THE NUMBERS
~ Household Projections Update ~
Menifee County



Julie N. Zimmerman, Lori Garkovich, and Scott Samson
Rural and Economic Development Programs, Rural Sociology

University of Kentucky, College of Agriculture

November, 1999

With the success of the county profiles used in the series "Welfare Reform: By the Numbers," we decided to provide updates through a new series called "Kentucky: By the Numbers." These updates will be provided on an occasional basis as new data become available. Copies are also available online at the Social, Natural and Agricultural Resources Information Laboratory at <http://snril.ca.uky.edu>

	<u>County</u>	<u>State</u>
Projections for the Year 2000		
Projected Number of People per Household (2000)	2.48	2.45
Projected Population in Households (2000)	5,726	3,894,425
Projected Number of Households (2000)	2,308	1,592,175
Projections for the Year 2010		
Projected Number of People per Household (2010)	2.34	2.37
Projected Population in Households (2010)	6,298	4,083,606
Projected Number of Households (2010)	2,695	1,722,749
Projections for the Year 2020		
Projected Number of People per Household (2020)	2.21	2.3
Projected Population in Households (2020)	6,631	4,193,959
Projected Number of Households (2020)	3,001	1,825,059

These data are from the University of Louisville, State Data Center
Additional information on population projections are available online at

<http://cbpa.louisville.edu/ksdc/>


SEED (Social and Economic Education for Development) is a program of the Kentucky Cooperative Extension Service at the University of Kentucky. Faculty draw on the resources of the Social and Natural Resources Information Laboratory and professional contacts at the University of Kentucky, other agencies, and community programs throughout the country. For more information contact your local Cooperative Extension office or Dr. Richard C. Maurer, SEED, 500 Garrigus Building, University of Kentucky, Lexington, KY 40546 or call (606) 257-7582.

Educational programs of the Kentucky Cooperative Extension Service serves all people regardless of race, color, age, sex, religion, disability, or national origin.

Social and Economic Education for Development



KENTUCKY: BY THE NUMBERS
~ Household Projections Update ~
Mercer County



Julie N. Zimmerman, Lori Garkovich, and Scott Samson
Rural and Economic Development Programs, Rural Sociology

University of Kentucky, College of Agriculture

November, 1999

With the success of the county profiles used in the series "Welfare Reform: By the Numbers," we decided to provide updates through a new series called "Kentucky: By the Numbers." These updates will be provided on an occasional basis as new data become available. Copies are also available online at the Social, Natural and Agricultural Resources Information Laboratory at <http://snril.ca.uky.edu>

	<u>County</u>	<u>State</u>
Projections for the Year 2000		
Projected Number of People per Household (2000)	2.41	2.45
Projected Population in Households (2000)	20,920	3,894,425
Projected Number of Households (2000)	8,676	1,592,175
Projections for the Year 2010		
Projected Number of People per Household (2010)	2.39	2.37
Projected Population in Households (2010)	22,175	4,083,606
Projected Number of Households (2010)	9,259	1,722,749
Projections for the Year 2020		
Projected Number of People per Household (2020)	2.36	2.3
Projected Population in Households (2020)	22,870	4,193,959
Projected Number of Households (2020)	9,709	1,825,059

These data are from the University of Louisville, State Data Center
Additional information on population projections are available online at

<http://cbpa.louisville.edu/ksdc/>


SEED (Social and Economic Education for Development) is a program of the Kentucky Cooperative Extension Service at the University of Kentucky. Faculty draw on the resources of the Social and Natural Resources Information Laboratory and professional contacts at the University of Kentucky, other agencies, and community programs throughout the country. For more information contact your local Cooperative Extension office or Dr. Richard C. Maurer, SEED, 500 Garrigus Building, University of Kentucky, Lexington, KY 40546 or call (606) 257-7582.

Educational programs of the Kentucky Cooperative Extension Service serves all people regardless of race, color, age, sex, religion, disability, or national origin.

Social and Economic Education for Development



KENTUCKY: BY THE NUMBERS
~ Household Projections Update ~



Metcalfe County

Julie N. Zimmerman, Lori Garkovich, and Scott Samson
Rural and Economic Development Programs, Rural Sociology

University of Kentucky, College of Agriculture

November, 1999

With the success of the county profiles used in the series "Welfare Reform: By the Numbers," we decided to provide updates through a new series called "Kentucky: By the Numbers." These updates will be provided on an occasional basis as new data become available. Copies are also available online at the Social, Natural and Agricultural Resources Information Laboratory at <http://snril.ca.uky.edu>

	<u>County</u>	<u>State</u>
Projections for the Year 2000		
Projected Number of People per Household (2000)	2.39	2.45
Projected Population in Households (2000)	9,571	3,894,425
Projected Number of Households (2000)	4,005	1,592,175
Projections for the Year 2010		
Projected Number of People per Household (2010)	2.34	2.37
Projected Population in Households (2010)	10,009	4,083,606
Projected Number of Households (2010)	4,278	1,722,749
Projections for the Year 2020		
Projected Number of People per Household (2020)	2.31	2.3
Projected Population in Households (2020)	10,200	4,193,959
Projected Number of Households (2020)	4,410	1,825,059

These data are from the University of Louisville, State Data Center
Additional information on population projections are available online at

<http://cbpa.louisville.edu/ksdc/>


SEED (Social and Economic Education for Development) is a program of the Kentucky Cooperative Extension Service at the University of Kentucky. Faculty draw on the resources of the Social and Natural Resources Information Laboratory and professional contacts at the University of Kentucky, other agencies, and community programs throughout the country. For more information contact your local Cooperative Extension office or Dr. Richard C. Maurer, SEED, 500 Garrigus Building, University of Kentucky, Lexington, KY 40546 or call (606) 257-7582.

Educational programs of the Kentucky Cooperative Extension Service serves all people regardless of race, color, age, sex, religion, disability, or national origin.

Social and Economic Education for Development



KENTUCKY: BY THE NUMBERS
~ Household Projections Update ~
Monroe County



Julie N. Zimmerman, Lori Garkovich, and Scott Samson
Rural and Economic Development Programs, Rural Sociology

University of Kentucky, College of Agriculture

November, 1999

With the success of the county profiles used in the series "Welfare Reform: By the Numbers," we decided to provide updates through a new series called "Kentucky: By the Numbers." These updates will be provided on an occasional basis as new data become available. Copies are also available online at the Social, Natural and Agricultural Resources Information Laboratory at <http://snril.ca.uky.edu>

	<u>County</u>	<u>State</u>
Projections for the Year 2000		
Projected Number of People per Household (2000)	2.37	2.45
Projected Population in Households (2000)	10,857	3,894,425
Projected Number of Households (2000)	4,573	1,592,175
Projections for the Year 2010		
Projected Number of People per Household (2010)	2.32	2.37
Projected Population in Households (2010)	10,250	4,083,606
Projected Number of Households (2010)	4,418	1,722,749
Projections for the Year 2020		
Projected Number of People per Household (2020)	2.26	2.3
Projected Population in Households (2020)	9,675	4,193,959
Projected Number of Households (2020)	4,272	1,825,059

These data are from the University of Louisville, State Data Center
Additional information on population projections are available online at

<http://cbpa.louisville.edu/ksdc/>


SEED (Social and Economic Education for Development) is a program of the Kentucky Cooperative Extension Service at the University of Kentucky. Faculty draw on the resources of the Social and Natural Resources Information Laboratory and professional contacts at the University of Kentucky, other agencies, and community programs throughout the country. For more information contact your local Cooperative Extension office or Dr. Richard C. Maurer, SEED, 500 Garrigus Building, University of Kentucky, Lexington, KY 40546 or call (606) 257-7582.

Educational programs of the Kentucky Cooperative Extension Service serves all people regardless of race, color, age, sex, religion, disability, or national origin.

Social and Economic Education for Development



KENTUCKY: BY THE NUMBERS
~ Household Projections Update ~
Montgomery County



Julie N. Zimmerman, Lori Garkovich, and Scott Samson
Rural and Economic Development Programs, Rural Sociology

University of Kentucky, College of Agriculture

November, 1999

With the success of the county profiles used in the series "Welfare Reform: By the Numbers," we decided to provide updates through a new series called "Kentucky: By the Numbers." These updates will be provided on an occasional basis as new data become available. Copies are also available online at the Social, Natural and Agricultural Resources Information Laboratory at <http://snril.ca.uky.edu>

	<u>County</u>	<u>State</u>
Projections for the Year 2000		
Projected Number of People per Household (2000)	2.49	2.45
Projected Population in Households (2000)	21,271	3,894,425
Projected Number of Households (2000)	8,529	1,592,175
Projections for the Year 2010		
Projected Number of People per Household (2010)	2.4	2.37
Projected Population in Households (2010)	22,705	4,083,606
Projected Number of Households (2010)	9,443	1,722,749
Projections for the Year 2020		
Projected Number of People per Household (2020)	2.33	2.3
Projected Population in Households (2020)	23,618	4,193,959
Projected Number of Households (2020)	10,118	1,825,059

These data are from the University of Louisville, State Data Center
Additional information on population projections are available online at

<http://cbpa.louisville.edu/ksdc/>


SEED (Social and Economic Education for Development) is a program of the Kentucky Cooperative Extension Service at the University of Kentucky. Faculty draw on the resources of the Social and Natural Resources Information Laboratory and professional contacts at the University of Kentucky, other agencies, and community programs throughout the country. For more information contact your local Cooperative Extension office or Dr. Richard C. Maurer, SEED, 500 Garrigus Building, University of Kentucky, Lexington, KY 40546 or call (606) 257-7582.

Educational programs of the Kentucky Cooperative Extension Service serves all people regardless of race, color, age, sex, religion, disability, or national origin.

Social and Economic Education for Development



KENTUCKY: BY THE NUMBERS
~ Household Projections Update ~



Morgan County

Julie N. Zimmerman, Lori Garkovich, and Scott Samson
Rural and Economic Development Programs, Rural Sociology

University of Kentucky, College of Agriculture

November, 1999

With the success of the county profiles used in the series "Welfare Reform: By the Numbers," we decided to provide updates through a new series called "Kentucky: By the Numbers." These updates will be provided on an occasional basis as new data become available. Copies are also available online at the Social, Natural and Agricultural Resources Information Laboratory at <http://snril.ca.uky.edu>

	<u>County</u>	<u>State</u>
Projections for the Year 2000		
Projected Number of People per Household (2000)	2.59	2.45
Projected Population in Households (2000)	11,954	3,894,425
Projected Number of Households (2000)	4,611	1,592,175
Projections for the Year 2010		
Projected Number of People per Household (2010)	2.51	2.37
Projected Population in Households (2010)	12,348	4,083,606
Projected Number of Households (2010)	4,917	1,722,749
Projections for the Year 2020		
Projected Number of People per Household (2020)	2.43	2.3
Projected Population in Households (2020)	12,561	4,193,959
Projected Number of Households (2020)	5,176	1,825,059

These data are from the University of Louisville, State Data Center
Additional information on population projections are available online at

<http://cbpa.louisville.edu/ksdc/>


SEED (Social and Economic Education for Development) is a program of the Kentucky Cooperative Extension Service at the University of Kentucky. Faculty draw on the resources of the Social and Natural Resources Information Laboratory and professional contacts at the University of Kentucky, other agencies, and community programs throughout the country. For more information contact your local Cooperative Extension office or Dr. Richard C. Maurer, SEED, 500 Garrigus Building, University of Kentucky, Lexington, KY 40546 or call (606) 257-7582.

Educational programs of the Kentucky Cooperative Extension Service serves all people regardless of race, color, age, sex, religion, disability, or national origin.

Social and Economic Education for Development



KENTUCKY: BY THE NUMBERS
~ Household Projections Update ~
Muhlenberg County



Julie N. Zimmerman, Lori Garkovich, and Scott Samson
Rural and Economic Development Programs, Rural Sociology

University of Kentucky, College of Agriculture

November, 1999

With the success of the county profiles used in the series "Welfare Reform: By the Numbers," we decided to provide updates through a new series called "Kentucky: By the Numbers." These updates will be provided on an occasional basis as new data become available. Copies are also available online at the Social, Natural and Agricultural Resources Information Laboratory at <http://snril.ca.uky.edu>

	<u>County</u>	<u>State</u>
Projections for the Year 2000		
Projected Number of People per Household (2000)	2.46	2.45
Projected Population in Households (2000)	32,230	3,894,425
Projected Number of Households (2000)	13,105	1,592,175
Projections for the Year 2010		
Projected Number of People per Household (2010)	2.39	2.37
Projected Population in Households (2010)	33,428	4,083,606
Projected Number of Households (2010)	13,974	1,722,749
Projections for the Year 2020		
Projected Number of People per Household (2020)	2.34	2.3
Projected Population in Households (2020)	34,112	4,193,959
Projected Number of Households (2020)	14,566	1,825,059

These data are from the University of Louisville, State Data Center
Additional information on population projections are available online at

<http://cbpa.louisville.edu/ksdc/>

SEED (Social and Economic Education for Development) is a program of the Kentucky Cooperative Extension Service at the University of Kentucky. Faculty draw on the resources of the Social and Natural Resources Information Laboratory and professional contacts at the University of Kentucky, other agencies, and community programs throughout the country. For more information contact your local Cooperative Extension office or Dr. Richard C. Maurer, SEED, 500 Garrigus Building, University of Kentucky, Lexington, KY 40546 or call (606) 257-7582.

Educational programs of the Kentucky Cooperative Extension Service serves all people regardless of race, color, age, sex, religion, disability, or national origin.

