


Social and Economic Education for Development



**KENTUCKY: BY THE NUMBERS**  
**~ Household Projections Update ~**  
**Daviess County**



Julie N. Zimmerman, Lori Garkovich, and Scott Samson  
Rural and Economic Development Programs, Rural Sociology

University of Kentucky, College of Agriculture

November, 1999

With the success of the county profiles used in the series "Welfare Reform: By the Numbers," we decided to provide updates through a new series called "Kentucky: By the Numbers." These updates will be provided on an occasional basis as new data become available. Copies are also available online at the Social, Natural and Agricultural Resources Information Laboratory at <http://snril.ca.uky.edu>

	<u>County</u>	<u>State</u>
<b>Projections for the Year 2000</b>		
Projected Number of People per Household (2000)	2.44	2.45
Projected Population in Households (2000)	90,660	3,894,425
Projected Number of Households (2000)	37,198	1,592,175
<b>Projections for the Year 2010</b>		
Projected Number of People per Household (2010)	2.35	2.37
Projected Population in Households (2010)	93,216	4,083,606
Projected Number of Households (2010)	39,604	1,722,749
<b>Projections for the Year 2020</b>		
Projected Number of People per Household (2020)	2.27	2.3
Projected Population in Households (2020)	94,139	4,193,959
Projected Number of Households (2020)	41,457	1,825,059

These data are from the University of Louisville, State Data Center  
Additional information on population projections are available online at

<http://cbpa.louisville.edu/ksdc/>


**SEED (Social and Economic Education for Development)** is a program of the Kentucky Cooperative Extension Service at the University of Kentucky. Faculty draw on the resources of the Social and Natural Resources Information Laboratory and professional contacts at the University of Kentucky, other agencies, and community programs throughout the country. For more information contact your local Cooperative Extension office or Dr. Richard C. Maurer, SEED, 500 Garrigus Building, University of Kentucky, Lexington, KY 40546 or call (606) 257-7582.

*Educational programs of the Kentucky Cooperative Extension Service serves all people regardless of race, color, age, sex, religion, disability, or national origin.*

Social and Economic Education for Development



**KENTUCKY: BY THE NUMBERS**  
**~ Household Projections Update ~**  
**Edmondson County**



Julie N. Zimmerman, Lori Garkovich, and Scott Samson  
Rural and Economic Development Programs, Rural Sociology

University of Kentucky, College of Agriculture

November, 1999

With the success of the county profiles used in the series "Welfare Reform: By the Numbers," we decided to provide updates through a new series called "Kentucky: By the Numbers." These updates will be provided on an occasional basis as new data become available. Copies are also available online at the Social, Natural and Agricultural Resources Information Laboratory at <http://snril.ca.uky.edu>

	<u>County</u>	<u>State</u>
<b>Projections for the Year 2000</b>		
Projected Number of People per Household (2000)	2.46	2.45
Projected Population in Households (2000)	11,685	3,894,425
Projected Number of Households (2000)	4,745	1,592,175
<b>Projections for the Year 2010</b>		
Projected Number of People per Household (2010)	2.37	2.37
Projected Population in Households (2010)	12,902	4,083,606
Projected Number of Households (2010)	5,433	1,722,749
<b>Projections for the Year 2020</b>		
Projected Number of People per Household (2020)	2.3	2.3
Projected Population in Households (2020)	13,574	4,193,959
Projected Number of Households (2020)	5,913	1,825,059

These data are from the University of Louisville, State Data Center  
Additional information on population projections are available online at

<http://cbpa.louisville.edu/ksdc/>


**SEED (Social and Economic Education for Development)** is a program of the Kentucky Cooperative Extension Service at the University of Kentucky. Faculty draw on the resources of the Social and Natural Resources Information Laboratory and professional contacts at the University of Kentucky, other agencies, and community programs throughout the country. For more information contact your local Cooperative Extension office or Dr. Richard C. Maurer, SEED, 500 Garrigus Building, University of Kentucky, Lexington, KY 40546 or call (606) 257-7582.

*Educational programs of the Kentucky Cooperative Extension Service serves all people regardless of race, color, age, sex, religion, disability, or national origin.*

Social and Economic Education for Development



**KENTUCKY: BY THE NUMBERS**  
**~ Household Projections Update ~**  
**Elliott County**



Julie N. Zimmerman, Lori Garkovich, and Scott Samson  
Rural and Economic Development Programs, Rural Sociology

University of Kentucky, College of Agriculture

November, 1999

With the success of the county profiles used in the series "Welfare Reform: By the Numbers," we decided to provide updates through a new series called "Kentucky: By the Numbers." These updates will be provided on an occasional basis as new data become available. Copies are also available online at the Social, Natural and Agricultural Resources Information Laboratory at <http://snril.ca.uky.edu>

	<u>County</u>	<u>State</u>
<b>Projections for the Year 2000</b>		
Projected Number of People per Household (2000)	2.55	2.45
Projected Population in Households (2000)	6,487	3,894,425
Projected Number of Households (2000)	2,545	1,592,175
<b>Projections for the Year 2010</b>		
Projected Number of People per Household (2010)	2.45	2.37
Projected Population in Households (2010)	6,397	4,083,606
Projected Number of Households (2010)	2,606	1,722,749
<b>Projections for the Year 2020</b>		
Projected Number of People per Household (2020)	2.37	2.3
Projected Population in Households (2020)	6,343	4,193,959
Projected Number of Households (2020)	2,678	1,825,059

These data are from the University of Louisville, State Data Center  
Additional information on population projections are available online at

<http://cbpa.louisville.edu/ksdc/>


**SEED (Social and Economic Education for Development)** is a program of the Kentucky Cooperative Extension Service at the University of Kentucky. Faculty draw on the resources of the Social and Natural Resources Information Laboratory and professional contacts at the University of Kentucky, other agencies, and community programs throughout the country. For more information contact your local Cooperative Extension office or Dr. Richard C. Maurer, SEED, 500 Garrigus Building, University of Kentucky, Lexington, KY 40546 or call (606) 257-7582.

*Educational programs of the Kentucky Cooperative Extension Service serves all people regardless of race, color, age, sex, religion, disability, or national origin.*

Social and Economic Education for Development



**KENTUCKY: BY THE NUMBERS**  
**~ Household Projections Update ~**  
**Estill County**



Julie N. Zimmerman, Lori Garkovich, and Scott Samson  
Rural and Economic Development Programs, Rural Sociology

University of Kentucky, College of Agriculture

November, 1999

With the success of the county profiles used in the series "Welfare Reform: By the Numbers," we decided to provide updates through a new series called "Kentucky: By the Numbers." These updates will be provided on an occasional basis as new data become available. Copies are also available online at the Social, Natural and Agricultural Resources Information Laboratory at <http://snril.ca.uky.edu>

	<u>County</u>	<u>State</u>
<b>Projections for the Year 2000</b>		
Projected Number of People per Household (2000)	2.53	2.45
Projected Population in Households (2000)	15,438	3,894,425
Projected Number of Households (2000)	6,111	1,592,175
<b>Projections for the Year 2010</b>		
Projected Number of People per Household (2010)	2.4	2.37
Projected Population in Households (2010)	15,500	4,083,606
Projected Number of Households (2010)	6,450	1,722,749
<b>Projections for the Year 2020</b>		
Projected Number of People per Household (2020)	2.29	2.3
Projected Population in Households (2020)	15,345	4,193,959
Projected Number of Households (2020)	6,700	1,825,059

These data are from the University of Louisville, State Data Center  
Additional information on population projections are available online at

<http://cbpa.louisville.edu/ksdc/>


**SEED (Social and Economic Education for Development)** is a program of the Kentucky Cooperative Extension Service at the University of Kentucky. Faculty draw on the resources of the Social and Natural Resources Information Laboratory and professional contacts at the University of Kentucky, other agencies, and community programs throughout the country. For more information contact your local Cooperative Extension office or Dr. Richard C. Maurer, SEED, 500 Garrigus Building, University of Kentucky, Lexington, KY 40546 or call (606) 257-7582.

*Educational programs of the Kentucky Cooperative Extension Service serves all people regardless of race, color, age, sex, religion, disability, or national origin.*

Social and Economic Education for Development



**KENTUCKY: BY THE NUMBERS**  
**~ Household Projections Update ~**  
**Fayette County**



Julie N. Zimmerman, Lori Garkovich, and Scott Samson  
Rural and Economic Development Programs, Rural Sociology

University of Kentucky, College of Agriculture

November, 1999

With the success of the county profiles used in the series "Welfare Reform: By the Numbers," we decided to provide updates through a new series called "Kentucky: By the Numbers." These updates will be provided on an occasional basis as new data become available. Copies are also available online at the Social, Natural and Agricultural Resources Information Laboratory at <http://snril.ca.uky.edu>

	<u>County</u>	<u>State</u>
<b>Projections for the Year 2000</b>		
Projected Number of People per Household (2000)	2.26	2.45
Projected Population in Households (2000)	231,133	3,894,425
Projected Number of Households (2000)	102,132	1,592,175
<b>Projections for the Year 2010</b>		
Projected Number of People per Household (2010)	2.2	2.37
Projected Population in Households (2010)	237,027	4,083,606
Projected Number of Households (2010)	107,591	1,722,749
<b>Projections for the Year 2020</b>		
Projected Number of People per Household (2020)	2.15	2.3
Projected Population in Households (2020)	238,316	4,193,959
Projected Number of Households (2020)	110,871	1,825,059

These data are from the University of Louisville, State Data Center  
Additional information on population projections are available online at

<http://cbpa.louisville.edu/ksdc/>


**SEED (Social and Economic Education for Development)** is a program of the Kentucky Cooperative Extension Service at the University of Kentucky. Faculty draw on the resources of the Social and Natural Resources Information Laboratory and professional contacts at the University of Kentucky, other agencies, and community programs throughout the country. For more information contact your local Cooperative Extension office or Dr. Richard C. Maurer, SEED, 500 Garrigus Building, University of Kentucky, Lexington, KY 40546 or call (606) 257-7582.

*Educational programs of the Kentucky Cooperative Extension Service serves all people regardless of race, color, age, sex, religion, disability, or national origin.*

Social and Economic Education for Development



**KENTUCKY: BY THE NUMBERS**  
**~ Household Projections Update ~**  
**Fleming County**



Julie N. Zimmerman, Lori Garkovich, and Scott Samson  
Rural and Economic Development Programs, Rural Sociology

University of Kentucky, College of Agriculture

November, 1999

With the success of the county profiles used in the series "Welfare Reform: By the Numbers," we decided to provide updates through a new series called "Kentucky: By the Numbers." These updates will be provided on an occasional basis as new data become available. Copies are also available online at the Social, Natural and Agricultural Resources Information Laboratory at <http://snril.ca.uky.edu>

	<u>County</u>	<u>State</u>
<b>Projections for the Year 2000</b>		
Projected Number of People per Household (2000)	2.41	2.45
Projected Population in Households (2000)	13,402	3,894,425
Projected Number of Households (2000)	5,569	1,592,175
<b>Projections for the Year 2010</b>		
Projected Number of People per Household (2010)	2.32	2.37
Projected Population in Households (2010)	14,059	4,083,606
Projected Number of Households (2010)	6,058	1,722,749
<b>Projections for the Year 2020</b>		
Projected Number of People per Household (2020)	2.25	2.3
Projected Population in Households (2020)	14,411	4,193,959
Projected Number of Households (2020)	6,404	1,825,059

These data are from the University of Louisville, State Data Center  
Additional information on population projections are available online at

<http://cbpa.louisville.edu/ksdc/>

**SEED (Social and Economic Education for Development)** is a program of the Kentucky Cooperative Extension Service at the University of Kentucky. Faculty draw on the resources of the Social and Natural Resources Information Laboratory and professional contacts at the University of Kentucky, other agencies, and community programs throughout the country. For more information contact your local Cooperative Extension office or Dr. Richard C. Maurer, SEED, 500 Garrigus Building, University of Kentucky, Lexington, KY 40546 or call (606) 257-7582.

*Educational programs of the Kentucky Cooperative Extension Service serves all people regardless of race, color, age, sex, religion, disability, or national origin.*

Social and Economic Education for Development



**KENTUCKY: BY THE NUMBERS**  
**~ Household Projections Update ~**  
**Floyd County**



Julie N. Zimmerman, Lori Garkovich, and Scott Samson  
Rural and Economic Development Programs, Rural Sociology

University of Kentucky, College of Agriculture

November, 1999

With the success of the county profiles used in the series "Welfare Reform: By the Numbers," we decided to provide updates through a new series called "Kentucky: By the Numbers." These updates will be provided on an occasional basis as new data become available. Copies are also available online at the Social, Natural and Agricultural Resources Information Laboratory at <http://snril.ca.uky.edu>

	<u>County</u>	<u>State</u>
<b>Projections for the Year 2000</b>		
Projected Number of People per Household (2000)	2.54	2.45
Projected Population in Households (2000)	42,676	3,894,425
Projected Number of Households (2000)	16,831	1,592,175
<b>Projections for the Year 2010</b>		
Projected Number of People per Household (2010)	2.42	2.37
Projected Population in Households (2010)	42,312	4,083,606
Projected Number of Households (2010)	17,509	1,722,749
<b>Projections for the Year 2020</b>		
Projected Number of People per Household (2020)	2.33	2.3
Projected Population in Households (2020)	41,920	4,193,959
Projected Number of Households (2020)	18,015	1,825,059

These data are from the University of Louisville, State Data Center  
Additional information on population projections are available online at

<http://cbpa.louisville.edu/ksdc/>


**SEED (Social and Economic Education for Development)** is a program of the Kentucky Cooperative Extension Service at the University of Kentucky. Faculty draw on the resources of the Social and Natural Resources Information Laboratory and professional contacts at the University of Kentucky, other agencies, and community programs throughout the country. For more information contact your local Cooperative Extension office or Dr. Richard C. Maurer, SEED, 500 Garrigus Building, University of Kentucky, Lexington, KY 40546 or call (606) 257-7582.

*Educational programs of the Kentucky Cooperative Extension Service serves all people regardless of race, color, age, sex, religion, disability, or national origin.*

Social and Economic Education for Development



**KENTUCKY: BY THE NUMBERS**  
**~ Household Projections Update ~**  
**Franklin County**



Julie N. Zimmerman, Lori Garkovich, and Scott Samson  
Rural and Economic Development Programs, Rural Sociology

University of Kentucky, College of Agriculture

November, 1999

With the success of the county profiles used in the series "Welfare Reform: By the Numbers," we decided to provide updates through a new series called "Kentucky: By the Numbers." These updates will be provided on an occasional basis as new data become available. Copies are also available online at the Social, Natural and Agricultural Resources Information Laboratory at <http://snril.ca.uky.edu>

	<u>County</u>	<u>State</u>
<b>Projections for the Year 2000</b>		
Projected Number of People per Household (2000)	2.32	2.45
Projected Population in Households (2000)	45,496	3,894,425
Projected Number of Households (2000)	19,607	1,592,175
<b>Projections for the Year 2010</b>		
Projected Number of People per Household (2010)	2.23	2.37
Projected Population in Households (2010)	46,452	4,083,606
Projected Number of Households (2010)	20,831	1,722,749
<b>Projections for the Year 2020</b>		
Projected Number of People per Household (2020)	2.15	2.3
Projected Population in Households (2020)	46,136	4,193,959
Projected Number of Households (2020)	21,496	1,825,059

These data are from the University of Louisville, State Data Center  
Additional information on population projections are available online at

<http://cbpa.louisville.edu/ksdc/>

**SEED (Social and Economic Education for Development)** is a program of the Kentucky Cooperative Extension Service at the University of Kentucky. Faculty draw on the resources of the Social and Natural Resources Information Laboratory and professional contacts at the University of Kentucky, other agencies, and community programs throughout the country. For more information contact your local Cooperative Extension office or Dr. Richard C. Maurer, SEED, 500 Garrigus Building, University of Kentucky, Lexington, KY 40546 or call (606) 257-7582.

*Educational programs of the Kentucky Cooperative Extension Service serves all people regardless of race, color, age, sex, religion, disability, or national origin.*



Social and Economic Education for Development



**KENTUCKY: BY THE NUMBERS**  
**~ Household Projections Update ~**  
**Fulton County**



Julie N. Zimmerman, Lori Garkovich, and Scott Samson  
Rural and Economic Development Programs, Rural Sociology

University of Kentucky, College of Agriculture

November, 1999

With the success of the county profiles used in the series "Welfare Reform: By the Numbers," we decided to provide updates through a new series called "Kentucky: By the Numbers." These updates will be provided on an occasional basis as new data become available. Copies are also available online at the Social, Natural and Agricultural Resources Information Laboratory at <http://snril.ca.uky.edu>

	<u>County</u>	<u>State</u>
<b>Projections for the Year 2000</b>		
Projected Number of People per Household (2000)	2.37	2.45
Projected Population in Households (2000)	7,492	3,894,425
Projected Number of Households (2000)	3,164	1,592,175
<b>Projections for the Year 2010</b>		
Projected Number of People per Household (2010)	2.34	2.37
Projected Population in Households (2010)	7,328	4,083,606
Projected Number of Households (2010)	3,128	1,722,749
<b>Projections for the Year 2020</b>		
Projected Number of People per Household (2020)	2.31	2.3
Projected Population in Households (2020)	7,155	4,193,959
Projected Number of Households (2020)	3,104	1,825,059

These data are from the University of Louisville, State Data Center  
Additional information on population projections are available online at

<http://cbpa.louisville.edu/ksdc/>

**SEED (Social and Economic Education for Development)** is a program of the Kentucky Cooperative Extension Service at the University of Kentucky. Faculty draw on the resources of the Social and Natural Resources Information Laboratory and professional contacts at the University of Kentucky, other agencies, and community programs throughout the country. For more information contact your local Cooperative Extension office or Dr. Richard C. Maurer, SEED, 500 Garrigus Building, University of Kentucky, Lexington, KY 40546 or call (606) 257-7582.

*Educational programs of the Kentucky Cooperative Extension Service serves all people regardless of race, color, age, sex, religion, disability, or national origin.*

Social and Economic Education for Development



**KENTUCKY: BY THE NUMBERS**  
**~ Household Projections Update ~**  
**Gallatin County**



Julie N. Zimmerman, Lori Garkovich, and Scott Samson  
Rural and Economic Development Programs, Rural Sociology

University of Kentucky, College of Agriculture

November, 1999

With the success of the county profiles used in the series "Welfare Reform: By the Numbers," we decided to provide updates through a new series called "Kentucky: By the Numbers." These updates will be provided on an occasional basis as new data become available. Copies are also available online at the Social, Natural and Agricultural Resources Information Laboratory at <http://snril.ca.uky.edu>

	<u>County</u>	<u>State</u>
<b>Projections for the Year 2000</b>		
Projected Number of People per Household (2000)	2.52	2.45
Projected Population in Households (2000)	7,453	3,894,425
Projected Number of Households (2000)	2,963	1,592,175
<b>Projections for the Year 2010</b>		
Projected Number of People per Household (2010)	2.42	2.37
Projected Population in Households (2010)	9,390	4,083,606
Projected Number of Households (2010)	3,881	1,722,749
<b>Projections for the Year 2020</b>		
Projected Number of People per Household (2020)	2.38	2.3
Projected Population in Households (2020)	11,214	4,193,959
Projected Number of Households (2020)	4,713	1,825,059

These data are from the University of Louisville, State Data Center  
Additional information on population projections are available online at

<http://cbpa.louisville.edu/ksdc/>


**SEED (Social and Economic Education for Development)** is a program of the Kentucky Cooperative Extension Service at the University of Kentucky. Faculty draw on the resources of the Social and Natural Resources Information Laboratory and professional contacts at the University of Kentucky, other agencies, and community programs throughout the country. For more information contact your local Cooperative Extension office or Dr. Richard C. Maurer, SEED, 500 Garrigus Building, University of Kentucky, Lexington, KY 40546 or call (606) 257-7582.

*Educational programs of the Kentucky Cooperative Extension Service serves all people regardless of race, color, age, sex, religion, disability, or national origin.*

Social and Economic Education for Development



**KENTUCKY: BY THE NUMBERS**  
**~ Household Projections Update ~**  
**Garrard County**



Julie N. Zimmerman, Lori Garkovich, and Scott Samson  
Rural and Economic Development Programs, Rural Sociology

University of Kentucky, College of Agriculture

November, 1999

With the success of the county profiles used in the series "Welfare Reform: By the Numbers," we decided to provide updates through a new series called "Kentucky: By the Numbers." These updates will be provided on an occasional basis as new data become available. Copies are also available online at the Social, Natural and Agricultural Resources Information Laboratory at <http://snril.ca.uky.edu>

	<u>County</u>	<u>State</u>
<b>Projections for the Year 2000</b>		
Projected Number of People per Household (2000)	2.35	2.45
Projected Population in Households (2000)	14,575	3,894,425
Projected Number of Households (2000)	6,203	1,592,175
<b>Projections for the Year 2010</b>		
Projected Number of People per Household (2010)	2.26	2.37
Projected Population in Households (2010)	16,793	4,083,606
Projected Number of Households (2010)	7,442	1,722,749
<b>Projections for the Year 2020</b>		
Projected Number of People per Household (2020)	2.17	2.3
Projected Population in Households (2020)	18,239	4,193,959
Projected Number of Households (2020)	8,401	1,825,059

These data are from the University of Louisville, State Data Center  
Additional information on population projections are available online at

<http://cbpa.louisville.edu/ksdc/>


**SEED (Social and Economic Education for Development)** is a program of the Kentucky Cooperative Extension Service at the University of Kentucky. Faculty draw on the resources of the Social and Natural Resources Information Laboratory and professional contacts at the University of Kentucky, other agencies, and community programs throughout the country. For more information contact your local Cooperative Extension office or Dr. Richard C. Maurer, SEED, 500 Garrigus Building, University of Kentucky, Lexington, KY 40546 or call (606) 257-7582.

*Educational programs of the Kentucky Cooperative Extension Service serves all people regardless of race, color, age, sex, religion, disability, or national origin.*

Social and Economic Education for Development



**KENTUCKY: BY THE NUMBERS**  
**~ Household Projections Update ~**  
**Grant County**



Julie N. Zimmerman, Lori Garkovich, and Scott Samson  
Rural and Economic Development Programs, Rural Sociology

University of Kentucky, College of Agriculture

November, 1999

With the success of the county profiles used in the series "Welfare Reform: By the Numbers," we decided to provide updates through a new series called "Kentucky: By the Numbers." These updates will be provided on an occasional basis as new data become available. Copies are also available online at the Social, Natural and Agricultural Resources Information Laboratory at <http://snril.ca.uky.edu>

	<u>County</u>	<u>State</u>
<b>Projections for the Year 2000</b>		
Projected Number of People per Household (2000)	2.58	2.45
Projected Population in Households (2000)	21,691	3,894,425
Projected Number of Households (2000)	8,420	1,592,175
<b>Projections for the Year 2010</b>		
Projected Number of People per Household (2010)	2.5	2.37
Projected Population in Households (2010)	26,851	4,083,606
Projected Number of Households (2010)	10,724	1,722,749
<b>Projections for the Year 2020</b>		
Projected Number of People per Household (2020)	2.45	2.3
Projected Population in Households (2020)	31,359	4,193,959
Projected Number of Households (2020)	12,779	1,825,059

These data are from the University of Louisville, State Data Center  
Additional information on population projections are available online at

<http://cbpa.louisville.edu/ksdc/>

**SEED (Social and Economic Education for Development)** is a program of the Kentucky Cooperative Extension Service at the University of Kentucky. Faculty draw on the resources of the Social and Natural Resources Information Laboratory and professional contacts at the University of Kentucky, other agencies, and community programs throughout the country. For more information contact your local Cooperative Extension office or Dr. Richard C. Maurer, SEED, 500 Garrigus Building, University of Kentucky, Lexington, KY 40546 or call (606) 257-7582.

*Educational programs of the Kentucky Cooperative Extension Service serves all people regardless of race, color, age, sex, religion, disability, or national origin.*

Social and Economic Education for Development



**KENTUCKY: BY THE NUMBERS**  
**~ Household Projections Update ~**  
**Graves County**



Julie N. Zimmerman, Lori Garkovich, and Scott Samson  
Rural and Economic Development Programs, Rural Sociology

University of Kentucky, College of Agriculture

November, 1999

With the success of the county profiles used in the series "Welfare Reform: By the Numbers," we decided to provide updates through a new series called "Kentucky: By the Numbers." These updates will be provided on an occasional basis as new data become available. Copies are also available online at the Social, Natural and Agricultural Resources Information Laboratory at <http://snril.ca.uky.edu>

	<u>County</u>	<u>State</u>
<b>Projections for the Year 2000</b>		
Projected Number of People per Household (2000)	2.33	2.45
Projected Population in Households (2000)	35,964	3,894,425
Projected Number of Households (2000)	15,446	1,592,175
<b>Projections for the Year 2010</b>		
Projected Number of People per Household (2010)	2.3	2.37
Projected Population in Households (2010)	37,426	4,083,606
Projected Number of Households (2010)	16,239	1,722,749
<b>Projections for the Year 2020</b>		
Projected Number of People per Household (2020)	2.29	2.3
Projected Population in Households (2020)	38,371	4,193,959
Projected Number of Households (2020)	16,787	1,825,059

These data are from the University of Louisville, State Data Center  
Additional information on population projections are available online at

<http://cbpa.louisville.edu/ksdc/>


**SEED (Social and Economic Education for Development)** is a program of the Kentucky Cooperative Extension Service at the University of Kentucky. Faculty draw on the resources of the Social and Natural Resources Information Laboratory and professional contacts at the University of Kentucky, other agencies, and community programs throughout the country. For more information contact your local Cooperative Extension office or Dr. Richard C. Maurer, SEED, 500 Garrigus Building, University of Kentucky, Lexington, KY 40546 or call (606) 257-7582.

*Educational programs of the Kentucky Cooperative Extension Service serves all people regardless of race, color, age, sex, religion, disability, or national origin.*

Social and Economic Education for Development



**KENTUCKY: BY THE NUMBERS**  
**~ Household Projections Update ~**  
**Grayson County**



Julie N. Zimmerman, Lori Garkovich, and Scott Samson  
Rural and Economic Development Programs, Rural Sociology

University of Kentucky, College of Agriculture

November, 1999

With the success of the county profiles used in the series "Welfare Reform: By the Numbers," we decided to provide updates through a new series called "Kentucky: By the Numbers." These updates will be provided on an occasional basis as new data become available. Copies are also available online at the Social, Natural and Agricultural Resources Information Laboratory at <http://snril.ca.uky.edu>

	<u>County</u>	<u>State</u>
<b>Projections for the Year 2000</b>		
Projected Number of People per Household (2000)	2.43	2.45
Projected Population in Households (2000)	23,879	3,894,425
Projected Number of Households (2000)	9,826	1,592,175
<b>Projections for the Year 2010</b>		
Projected Number of People per Household (2010)	2.37	2.37
Projected Population in Households (2010)	25,667	4,083,606
Projected Number of Households (2010)	10,829	1,722,749
<b>Projections for the Year 2020</b>		
Projected Number of People per Household (2020)	2.32	2.3
Projected Population in Households (2020)	26,811	4,193,959
Projected Number of Households (2020)	11,550	1,825,059

These data are from the University of Louisville, State Data Center  
Additional information on population projections are available online at

<http://cbpa.louisville.edu/ksdc/>


**SEED (Social and Economic Education for Development)** is a program of the Kentucky Cooperative Extension Service at the University of Kentucky. Faculty draw on the resources of the Social and Natural Resources Information Laboratory and professional contacts at the University of Kentucky, other agencies, and community programs throughout the country. For more information contact your local Cooperative Extension office or Dr. Richard C. Maurer, SEED, 500 Garrigus Building, University of Kentucky, Lexington, KY 40546 or call (606) 257-7582.

*Educational programs of the Kentucky Cooperative Extension Service serves all people regardless of race, color, age, sex, religion, disability, or national origin.*

Social and Economic Education for Development



**KENTUCKY: BY THE NUMBERS**  
**~ Household Projections Update ~**  
**Green County**



Julie N. Zimmerman, Lori Garkovich, and Scott Samson  
Rural and Economic Development Programs, Rural Sociology

University of Kentucky, College of Agriculture

November, 1999

With the success of the county profiles used in the series "Welfare Reform: By the Numbers," we decided to provide updates through a new series called "Kentucky: By the Numbers." These updates will be provided on an occasional basis as new data become available. Copies are also available online at the Social, Natural and Agricultural Resources Information Laboratory at <http://snril.ca.uky.edu>

	<u>County</u>	<u>State</u>
<b>Projections for the Year 2000</b>		
Projected Number of People per Household (2000)	2.31	2.45
Projected Population in Households (2000)	10,496	3,894,425
Projected Number of Households (2000)	4,548	1,592,175
<b>Projections for the Year 2010</b>		
Projected Number of People per Household (2010)	2.27	2.37
Projected Population in Households (2010)	10,532	4,083,606
Projected Number of Households (2010)	4,647	1,722,749
<b>Projections for the Year 2020</b>		
Projected Number of People per Household (2020)	2.21	2.3
Projected Population in Households (2020)	10,364	4,193,959
Projected Number of Households (2020)	4,684	1,825,059

These data are from the University of Louisville, State Data Center  
Additional information on population projections are available online at

<http://cbpa.louisville.edu/ksdc/>


**SEED (Social and Economic Education for Development)** is a program of the Kentucky Cooperative Extension Service at the University of Kentucky. Faculty draw on the resources of the Social and Natural Resources Information Laboratory and professional contacts at the University of Kentucky, other agencies, and community programs throughout the country. For more information contact your local Cooperative Extension office or Dr. Richard C. Maurer, SEED, 500 Garrigus Building, University of Kentucky, Lexington, KY 40546 or call (606) 257-7582.

*Educational programs of the Kentucky Cooperative Extension Service serves all people regardless of race, color, age, sex, religion, disability, or national origin.*

Social and Economic Education for Development



**KENTUCKY: BY THE NUMBERS**  
**~ Household Projections Update ~**  
**Greenup County**



Julie N. Zimmerman, Lori Garkovich, and Scott Samson  
Rural and Economic Development Programs, Rural Sociology

University of Kentucky, College of Agriculture

November, 1999

With the success of the county profiles used in the series "Welfare Reform: By the Numbers," we decided to provide updates through a new series called "Kentucky: By the Numbers." These updates will be provided on an occasional basis as new data become available. Copies are also available online at the Social, Natural and Agricultural Resources Information Laboratory at <http://snril.ca.uky.edu>

	<u>County</u>	<u>State</u>
<b>Projections for the Year 2000</b>		
Projected Number of People per Household (2000)	2.55	2.45
Projected Population in Households (2000)	36,813	3,894,425
Projected Number of Households (2000)	14,449	1,592,175
<b>Projections for the Year 2010</b>		
Projected Number of People per Household (2010)	2.44	2.37
Projected Population in Households (2010)	36,525	4,083,606
Projected Number of Households (2010)	14,996	1,722,749
<b>Projections for the Year 2020</b>		
Projected Number of People per Household (2020)	2.34	2.3
Projected Population in Households (2020)	35,500	4,193,959
Projected Number of Households (2020)	15,165	1,825,059

These data are from the University of Louisville, State Data Center  
Additional information on population projections are available online at

<http://cbpa.louisville.edu/ksdc/>

**SEED (Social and Economic Education for Development)** is a program of the Kentucky Cooperative Extension Service at the University of Kentucky. Faculty draw on the resources of the Social and Natural Resources Information Laboratory and professional contacts at the University of Kentucky, other agencies, and community programs throughout the country. For more information contact your local Cooperative Extension office or Dr. Richard C. Maurer, SEED, 500 Garrigus Building, University of Kentucky, Lexington, KY 40546 or call (606) 257-7582.


*Educational programs of the Kentucky Cooperative Extension Service serves all people regardless of race, color, age, sex, religion, disability, or national origin.*



Social and Economic Education for Development



**KENTUCKY: BY THE NUMBERS**  
**~ Household Projections Update ~**  
**Hancock County**



Julie N. Zimmerman, Lori Garkovich, and Scott Samson  
Rural and Economic Development Programs, Rural Sociology

University of Kentucky, College of Agriculture

November, 1999

With the success of the county profiles used in the series "Welfare Reform: By the Numbers," we decided to provide updates through a new series called "Kentucky: By the Numbers." These updates will be provided on an occasional basis as new data become available. Copies are also available online at the Social, Natural and Agricultural Resources Information Laboratory at <http://snril.ca.uky.edu>

	<u>County</u>	<u>State</u>
<b>Projections for the Year 2000</b>		
Projected Number of People per Household (2000)	2.56	2.45
Projected Population in Households (2000)	9,460	3,894,425
Projected Number of Households (2000)	3,698	1,592,175
<b>Projections for the Year 2010</b>		
Projected Number of People per Household (2010)	2.45	2.37
Projected Population in Households (2010)	10,974	4,083,606
Projected Number of Households (2010)	4,482	1,722,749
<b>Projections for the Year 2020</b>		
Projected Number of People per Household (2020)	2.34	2.3
Projected Population in Households (2020)	12,187	4,193,959
Projected Number of Households (2020)	5,199	1,825,059

These data are from the University of Louisville, State Data Center  
Additional information on population projections are available online at

<http://cbpa.louisville.edu/ksdc/>


**SEED (Social and Economic Education for Development)** is a program of the Kentucky Cooperative Extension Service at the University of Kentucky. Faculty draw on the resources of the Social and Natural Resources Information Laboratory and professional contacts at the University of Kentucky, other agencies, and community programs throughout the country. For more information contact your local Cooperative Extension office or Dr. Richard C. Maurer, SEED, 500 Garrigus Building, University of Kentucky, Lexington, KY 40546 or call (606) 257-7582.

*Educational programs of the Kentucky Cooperative Extension Service serves all people regardless of race, color, age, sex, religion, disability, or national origin.*

Social and Economic Education for Development



**KENTUCKY: BY THE NUMBERS**  
**~ Household Projections Update ~**  
**Hardin County**



Julie N. Zimmerman, Lori Garkovich, and Scott Samson  
Rural and Economic Development Programs, Rural Sociology

University of Kentucky, College of Agriculture

November, 1999

With the success of the county profiles used in the series "Welfare Reform: By the Numbers," we decided to provide updates through a new series called "Kentucky: By the Numbers." These updates will be provided on an occasional basis as new data become available. Copies are also available online at the Social, Natural and Agricultural Resources Information Laboratory at <http://snril.ca.uky.edu>

	<u>County</u>	<u>State</u>
<b>Projections for the Year 2000</b>		
Projected Number of People per Household (2000)	2.63	2.45
Projected Population in Households (2000)	83,394	3,894,425
Projected Number of Households (2000)	31,697	1,592,175
<b>Projections for the Year 2010</b>		
Projected Number of People per Household (2010)	2.55	2.37
Projected Population in Households (2010)	84,880	4,083,606
Projected Number of Households (2010)	33,282	1,722,749
<b>Projections for the Year 2020</b>		
Projected Number of People per Household (2020)	2.48	2.3
Projected Population in Households (2020)	86,175	4,193,959
Projected Number of Households (2020)	34,747	1,825,059

These data are from the University of Louisville, State Data Center  
Additional information on population projections are available online at

<http://cbpa.louisville.edu/ksdc/>

**SEED (Social and Economic Education for Development)** is a program of the Kentucky Cooperative Extension Service at the University of Kentucky. Faculty draw on the resources of the Social and Natural Resources Information Laboratory and professional contacts at the University of Kentucky, other agencies, and community programs throughout the country. For more information contact your local Cooperative Extension office or Dr. Richard C. Maurer, SEED, 500 Garrigus Building, University of Kentucky, Lexington, KY 40546 or call (606) 257-7582.

*Educational programs of the Kentucky Cooperative Extension Service serves all people regardless of race, color, age, sex, religion, disability, or national origin.*

Social and Economic Education for Development



**KENTUCKY: BY THE NUMBERS**  
**~ Household Projections Update ~**  
**Harlan County**



Julie N. Zimmerman, Lori Garkovich, and Scott Samson  
Rural and Economic Development Programs, Rural Sociology

University of Kentucky, College of Agriculture

November, 1999

With the success of the county profiles used in the series "Welfare Reform: By the Numbers," we decided to provide updates through a new series called "Kentucky: By the Numbers." These updates will be provided on an occasional basis as new data become available. Copies are also available online at the Social, Natural and Agricultural Resources Information Laboratory at <http://snril.ca.uky.edu>

	<u>County</u>	<u>State</u>
<b>Projections for the Year 2000</b>		
Projected Number of People per Household (2000)	2.56	2.45
Projected Population in Households (2000)	34,681	3,894,425
Projected Number of Households (2000)	13,563	1,592,175
<b>Projections for the Year 2010</b>		
Projected Number of People per Household (2010)	2.45	2.37
Projected Population in Households (2010)	33,897	4,083,606
Projected Number of Households (2010)	13,856	1,722,749
<b>Projections for the Year 2020</b>		
Projected Number of People per Household (2020)	2.33	2.3
Projected Population in Households (2020)	33,163	4,193,959
Projected Number of Households (2020)	14,203	1,825,059

These data are from the University of Louisville, State Data Center  
Additional information on population projections are available online at

<http://cbpa.louisville.edu/ksdc/>

**SEED (Social and Economic Education for Development)** is a program of the Kentucky Cooperative Extension Service at the University of Kentucky. Faculty draw on the resources of the Social and Natural Resources Information Laboratory and professional contacts at the University of Kentucky, other agencies, and community programs throughout the country. For more information contact your local Cooperative Extension office or Dr. Richard C. Maurer, SEED, 500 Garrigus Building, University of Kentucky, Lexington, KY 40546 or call (606) 257-7582.

*Educational programs of the Kentucky Cooperative Extension Service serves all people regardless of race, color, age, sex, religion, disability, or national origin.*

Social and Economic Education for Development



**KENTUCKY: BY THE NUMBERS**  
**~ Household Projections Update ~**  
**Harrison County**



Julie N. Zimmerman, Lori Garkovich, and Scott Samson  
Rural and Economic Development Programs, Rural Sociology

University of Kentucky, College of Agriculture

November, 1999

With the success of the county profiles used in the series "Welfare Reform: By the Numbers," we decided to provide updates through a new series called "Kentucky: By the Numbers." These updates will be provided on an occasional basis as new data become available. Copies are also available online at the Social, Natural and Agricultural Resources Information Laboratory at <http://snril.ca.uky.edu>

	<u>County</u>	<u>State</u>
<b>Projections for the Year 2000</b>		
Projected Number of People per Household (2000)	2.45	2.45
Projected Population in Households (2000)	17,514	3,894,425
Projected Number of Households (2000)	7,146	1,592,175
<b>Projections for the Year 2010</b>		
Projected Number of People per Household (2010)	2.37	2.37
Projected Population in Households (2010)	18,333	4,083,606
Projected Number of Households (2010)	7,742	1,722,749
<b>Projections for the Year 2020</b>		
Projected Number of People per Household (2020)	2.29	2.3
Projected Population in Households (2020)	18,826	4,193,959
Projected Number of Households (2020)	8,221	1,825,059

These data are from the University of Louisville, State Data Center  
Additional information on population projections are available online at

<http://cbpa.louisville.edu/ksdc/>


**SEED (Social and Economic Education for Development)** is a program of the Kentucky Cooperative Extension Service at the University of Kentucky. Faculty draw on the resources of the Social and Natural Resources Information Laboratory and professional contacts at the University of Kentucky, other agencies, and community programs throughout the country. For more information contact your local Cooperative Extension office or Dr. Richard C. Maurer, SEED, 500 Garrigus Building, University of Kentucky, Lexington, KY 40546 or call (606) 257-7582.

*Educational programs of the Kentucky Cooperative Extension Service serves all people regardless of race, color, age, sex, religion, disability, or national origin.*

Social and Economic Education for Development



**KENTUCKY: BY THE NUMBERS**  
**~ Household Projections Update ~**  
**Hart County**



Julie N. Zimmerman, Lori Garkovich, and Scott Samson  
Rural and Economic Development Programs, Rural Sociology

University of Kentucky, College of Agriculture

November, 1999

With the success of the county profiles used in the series "Welfare Reform: By the Numbers," we decided to provide updates through a new series called "Kentucky: By the Numbers." These updates will be provided on an occasional basis as new data become available. Copies are also available online at the Social, Natural and Agricultural Resources Information Laboratory at <http://snril.ca.uky.edu>

	<u>County</u>	<u>State</u>
<b>Projections for the Year 2000</b>		
Projected Number of People per Household (2000)	2.42	2.45
Projected Population in Households (2000)	17,154	3,894,425
Projected Number of Households (2000)	7,083	1,592,175
<b>Projections for the Year 2010</b>		
Projected Number of People per Household (2010)	2.35	2.37
Projected Population in Households (2010)	18,574	4,083,606
Projected Number of Households (2010)	7,908	1,722,749
<b>Projections for the Year 2020</b>		
Projected Number of People per Household (2020)	2.28	2.3
Projected Population in Households (2020)	19,431	4,193,959
Projected Number of Households (2020)	8,518	1,825,059

These data are from the University of Louisville, State Data Center  
Additional information on population projections are available online at

<http://cbpa.louisville.edu/ksdc/>


**SEED (Social and Economic Education for Development)** is a program of the Kentucky Cooperative Extension Service at the University of Kentucky. Faculty draw on the resources of the Social and Natural Resources Information Laboratory and professional contacts at the University of Kentucky, other agencies, and community programs throughout the country. For more information contact your local Cooperative Extension office or Dr. Richard C. Maurer, SEED, 500 Garrigus Building, University of Kentucky, Lexington, KY 40546 or call (606) 257-7582.

*Educational programs of the Kentucky Cooperative Extension Service serves all people regardless of race, color, age, sex, religion, disability, or national origin.*

Social and Economic Education for Development



**KENTUCKY: BY THE NUMBERS**  
**~ Household Projections Update ~**  
**Henderson County**



Julie N. Zimmerman, Lori Garkovich, and Scott Samson  
Rural and Economic Development Programs, Rural Sociology

University of Kentucky, College of Agriculture

November, 1999

With the success of the county profiles used in the series "Welfare Reform: By the Numbers," we decided to provide updates through a new series called "Kentucky: By the Numbers." These updates will be provided on an occasional basis as new data become available. Copies are also available online at the Social, Natural and Agricultural Resources Information Laboratory at <http://snril.ca.uky.edu>

	<u>County</u>	<u>State</u>
<b>Projections for the Year 2000</b>		
Projected Number of People per Household (2000)	2.41	2.45
Projected Population in Households (2000)	44,400	3,894,425
Projected Number of Households (2000)	18,435	1,592,175
<b>Projections for the Year 2010</b>		
Projected Number of People per Household (2010)	2.31	2.37
Projected Population in Households (2010)	44,613	4,083,606
Projected Number of Households (2010)	19,315	1,722,749
<b>Projections for the Year 2020</b>		
Projected Number of People per Household (2020)	2.21	2.3
Projected Population in Households (2020)	44,158	4,193,959
Projected Number of Households (2020)	19,999	1,825,059

These data are from the University of Louisville, State Data Center  
Additional information on population projections are available online at

<http://cbpa.louisville.edu/ksdc/>


**SEED (Social and Economic Education for Development)** is a program of the Kentucky Cooperative Extension Service at the University of Kentucky. Faculty draw on the resources of the Social and Natural Resources Information Laboratory and professional contacts at the University of Kentucky, other agencies, and community programs throughout the country. For more information contact your local Cooperative Extension office or Dr. Richard C. Maurer, SEED, 500 Garrigus Building, University of Kentucky, Lexington, KY 40546 or call (606) 257-7582.

*Educational programs of the Kentucky Cooperative Extension Service serves all people regardless of race, color, age, sex, religion, disability, or national origin.*

Social and Economic Education for Development



**KENTUCKY: BY THE NUMBERS**  
**~ Household Projections Update ~**



**Henry County**

Julie N. Zimmerman, Lori Garkovich, and Scott Samson  
Rural and Economic Development Programs, Rural Sociology

University of Kentucky, College of Agriculture

November, 1999

With the success of the county profiles used in the series "Welfare Reform: By the Numbers," we decided to provide updates through a new series called "Kentucky: By the Numbers." These updates will be provided on an occasional basis as new data become available. Copies are also available online at the Social, Natural and Agricultural Resources Information Laboratory at <http://snril.ca.uky.edu>

	<u>County</u>	<u>State</u>
<b>Projections for the Year 2000</b>		
Projected Number of People per Household (2000)	2.39	2.45
Projected Population in Households (2000)	15,401	3,894,425
Projected Number of Households (2000)	6,438	1,592,175
<b>Projections for the Year 2010</b>		
Projected Number of People per Household (2010)	2.33	2.37
Projected Population in Households (2010)	17,138	4,083,606
Projected Number of Households (2010)	7,361	1,722,749
<b>Projections for the Year 2020</b>		
Projected Number of People per Household (2020)	2.28	2.3
Projected Population in Households (2020)	18,313	4,193,959
Projected Number of Households (2020)	8,021	1,825,059

These data are from the University of Louisville, State Data Center  
Additional information on population projections are available online at

<http://cbpa.louisville.edu/ksdc/>


**SEED (Social and Economic Education for Development)** is a program of the Kentucky Cooperative Extension Service at the University of Kentucky. Faculty draw on the resources of the Social and Natural Resources Information Laboratory and professional contacts at the University of Kentucky, other agencies, and community programs throughout the country. For more information contact your local Cooperative Extension office or Dr. Richard C. Maurer, SEED, 500 Garrigus Building, University of Kentucky, Lexington, KY 40546 or call (606) 257-7582.

*Educational programs of the Kentucky Cooperative Extension Service serves all people regardless of race, color, age, sex, religion, disability, or national origin.*

Social and Economic Education for Development



**KENTUCKY: BY THE NUMBERS**  
**~ Household Projections Update ~**  
**Hickman County**



Julie N. Zimmerman, Lori Garkovich, and Scott Samson  
Rural and Economic Development Programs, Rural Sociology

University of Kentucky, College of Agriculture

November, 1999

With the success of the county profiles used in the series "Welfare Reform: By the Numbers," we decided to provide updates through a new series called "Kentucky: By the Numbers." These updates will be provided on an occasional basis as new data become available. Copies are also available online at the Social, Natural and Agricultural Resources Information Laboratory at <http://snril.ca.uky.edu>

	<u>County</u>	<u>State</u>
<b>Projections for the Year 2000</b>		
Projected Number of People per Household (2000)	2.29	2.45
Projected Population in Households (2000)	4,771	3,894,425
Projected Number of Households (2000)	2,086	1,592,175
<b>Projections for the Year 2010</b>		
Projected Number of People per Household (2010)	2.25	2.37
Projected Population in Households (2010)	4,178	4,083,606
Projected Number of Households (2010)	1,856	1,722,749
<b>Projections for the Year 2020</b>		
Projected Number of People per Household (2020)	2.19	2.3
Projected Population in Households (2020)	3,739	4,193,959
Projected Number of Households (2020)	1,704	1,825,059

These data are from the University of Louisville, State Data Center  
Additional information on population projections are available online at

<http://cbpa.louisville.edu/ksdc/>

**SEED (Social and Economic Education for Development)** is a program of the Kentucky Cooperative Extension Service at the University of Kentucky. Faculty draw on the resources of the Social and Natural Resources Information Laboratory and professional contacts at the University of Kentucky, other agencies, and community programs throughout the country. For more information contact your local Cooperative Extension office or Dr. Richard C. Maurer, SEED, 500 Garrigus Building, University of Kentucky, Lexington, KY 40546 or call (606) 257-7582.


*Educational programs of the Kentucky Cooperative Extension Service serves all people regardless of race, color, age, sex, religion, disability, or national origin.*



Social and Economic Education for Development



**KENTUCKY: BY THE NUMBERS**  
**~ Household Projections Update ~**  
**Hopkins County**



Julie N. Zimmerman, Lori Garkovich, and Scott Samson  
Rural and Economic Development Programs, Rural Sociology

University of Kentucky, College of Agriculture

November, 1999

With the success of the county profiles used in the series "Welfare Reform: By the Numbers," we decided to provide updates through a new series called "Kentucky: By the Numbers." These updates will be provided on an occasional basis as new data become available. Copies are also available online at the Social, Natural and Agricultural Resources Information Laboratory at <http://snril.ca.uky.edu>

	<u>County</u>	<u>State</u>
<b>Projections for the Year 2000</b>		
Projected Number of People per Household (2000)	2.41	2.45
Projected Population in Households (2000)	45,648	3,894,425
Projected Number of Households (2000)	18,920	1,592,175
<b>Projections for the Year 2010</b>		
Projected Number of People per Household (2010)	2.34	2.37
Projected Population in Households (2010)	45,351	4,083,606
Projected Number of Households (2010)	19,407	1,722,749
<b>Projections for the Year 2020</b>		
Projected Number of People per Household (2020)	2.26	2.3
Projected Population in Households (2020)	44,756	4,193,959
Projected Number of Households (2020)	19,795	1,825,059

These data are from the University of Louisville, State Data Center  
Additional information on population projections are available online at

<http://cbpa.louisville.edu/ksdc/>


**SEED (Social and Economic Education for Development)** is a program of the Kentucky Cooperative Extension Service at the University of Kentucky. Faculty draw on the resources of the Social and Natural Resources Information Laboratory and professional contacts at the University of Kentucky, other agencies, and community programs throughout the country. For more information contact your local Cooperative Extension office or Dr. Richard C. Maurer, SEED, 500 Garrigus Building, University of Kentucky, Lexington, KY 40546 or call (606) 257-7582.

*Educational programs of the Kentucky Cooperative Extension Service serves all people regardless of race, color, age, sex, religion, disability, or national origin.*

Social and Economic Education for Development



**KENTUCKY: BY THE NUMBERS**  
**~ Household Projections Update ~**  
**Jackson County**



Julie N. Zimmerman, Lori Garkovich, and Scott Samson  
Rural and Economic Development Programs, Rural Sociology

University of Kentucky, College of Agriculture

November, 1999

With the success of the county profiles used in the series "Welfare Reform: By the Numbers," we decided to provide updates through a new series called "Kentucky: By the Numbers." These updates will be provided on an occasional basis as new data become available. Copies are also available online at the Social, Natural and Agricultural Resources Information Laboratory at <http://snril.ca.uky.edu>

	<u>County</u>	<u>State</u>
<b>Projections for the Year 2000</b>		
Projected Number of People per Household (2000)	2.57	2.45
Projected Population in Households (2000)	13,121	3,894,425
Projected Number of Households (2000)	5,104	1,592,175
<b>Projections for the Year 2010</b>		
Projected Number of People per Household (2010)	2.46	2.37
Projected Population in Households (2010)	13,975	4,083,606
Projected Number of Households (2010)	5,682	1,722,749
<b>Projections for the Year 2020</b>		
Projected Number of People per Household (2020)	2.34	2.3
Projected Population in Households (2020)	14,540	4,193,959
Projected Number of Households (2020)	6,205	1,825,059

These data are from the University of Louisville, State Data Center  
Additional information on population projections are available online at

<http://cbpa.louisville.edu/ksdc/>

**SEED (Social and Economic Education for Development)** is a program of the Kentucky Cooperative Extension Service at the University of Kentucky. Faculty draw on the resources of the Social and Natural Resources Information Laboratory and professional contacts at the University of Kentucky, other agencies, and community programs throughout the country. For more information contact your local Cooperative Extension office or Dr. Richard C. Maurer, SEED, 500 Garrigus Building, University of Kentucky, Lexington, KY 40546 or call (606) 257-7582.

*Educational programs of the Kentucky Cooperative Extension Service serves all people regardless of race, color, age, sex, religion, disability, or national origin.*

Social and Economic Education for Development



**KENTUCKY: BY THE NUMBERS**  
**~ Household Projections Update ~**  
**Jefferson County**



Julie N. Zimmerman, Lori Garkovich, and Scott Samson  
Rural and Economic Development Programs, Rural Sociology

University of Kentucky, College of Agriculture

November, 1999

With the success of the county profiles used in the series "Welfare Reform: By the Numbers," we decided to provide updates through a new series called "Kentucky: By the Numbers." These updates will be provided on an occasional basis as new data become available. Copies are also available online at the Social, Natural and Agricultural Resources Information Laboratory at <http://snril.ca.uky.edu>

	<u>County</u>	<u>State</u>
<b>Projections for the Year 2000</b>		
Projected Number of People per Household (2000)	2.34	2.45
Projected Population in Households (2000)	662,066	3,894,425
Projected Number of Households (2000)	283,321	1,592,175
<b>Projections for the Year 2010</b>		
Projected Number of People per Household (2010)	2.27	2.37
Projected Population in Households (2010)	661,689	4,083,606
Projected Number of Households (2010)	291,289	1,722,749
<b>Projections for the Year 2020</b>		
Projected Number of People per Household (2020)	2.21	2.3
Projected Population in Households (2020)	651,646	4,193,959
Projected Number of Households (2020)	294,448	1,825,059

These data are from the University of Louisville, State Data Center  
Additional information on population projections are available online at

<http://cbpa.louisville.edu/ksdc/>


**SEED (Social and Economic Education for Development)** is a program of the Kentucky Cooperative Extension Service at the University of Kentucky. Faculty draw on the resources of the Social and Natural Resources Information Laboratory and professional contacts at the University of Kentucky, other agencies, and community programs throughout the country. For more information contact your local Cooperative Extension office or Dr. Richard C. Maurer, SEED, 500 Garrigus Building, University of Kentucky, Lexington, KY 40546 or call (606) 257-7582.

*Educational programs of the Kentucky Cooperative Extension Service serves all people regardless of race, color, age, sex, religion, disability, or national origin.*

Social and Economic Education for Development



**KENTUCKY: BY THE NUMBERS**  
**~ Household Projections Update ~**  
**Jessamine County**



Julie N. Zimmerman, Lori Garkovich, and Scott Samson  
Rural and Economic Development Programs, Rural Sociology

University of Kentucky, College of Agriculture

November, 1999

With the success of the county profiles used in the series "Welfare Reform: By the Numbers," we decided to provide updates through a new series called "Kentucky: By the Numbers." These updates will be provided on an occasional basis as new data become available. Copies are also available online at the Social, Natural and Agricultural Resources Information Laboratory at <http://snril.ca.uky.edu>

	<u>County</u>	<u>State</u>
<b>Projections for the Year 2000</b>		
Projected Number of People per Household (2000)	2.56	2.45
Projected Population in Households (2000)	37,155	3,894,425
Projected Number of Households (2000)	14,503	1,592,175
<b>Projections for the Year 2010</b>		
Projected Number of People per Household (2010)	2.46	2.37
Projected Population in Households (2010)	42,518	4,083,606
Projected Number of Households (2010)	17,310	1,722,749
<b>Projections for the Year 2020</b>		
Projected Number of People per Household (2020)	2.36	2.3
Projected Population in Households (2020)	46,535	4,193,959
Projected Number of Households (2020)	19,709	1,825,059

These data are from the University of Louisville, State Data Center  
Additional information on population projections are available online at

<http://cbpa.louisville.edu/ksdc/>


**SEED (Social and Economic Education for Development)** is a program of the Kentucky Cooperative Extension Service at the University of Kentucky. Faculty draw on the resources of the Social and Natural Resources Information Laboratory and professional contacts at the University of Kentucky, other agencies, and community programs throughout the country. For more information contact your local Cooperative Extension office or Dr. Richard C. Maurer, SEED, 500 Garrigus Building, University of Kentucky, Lexington, KY 40546 or call (606) 257-7582.

*Educational programs of the Kentucky Cooperative Extension Service serves all people regardless of race, color, age, sex, religion, disability, or national origin.*

Social and Economic Education for Development



**KENTUCKY: BY THE NUMBERS**  
**~ Household Projections Update ~**



**Johnson County**

Julie N. Zimmerman, Lori Garkovich, and Scott Samson  
Rural and Economic Development Programs, Rural Sociology

University of Kentucky, College of Agriculture

November, 1999

With the success of the county profiles used in the series "Welfare Reform: By the Numbers," we decided to provide updates through a new series called "Kentucky: By the Numbers." These updates will be provided on an occasional basis as new data become available. Copies are also available online at the Social, Natural and Agricultural Resources Information Laboratory at <http://snril.ca.uky.edu>

	<u>County</u>	<u>State</u>
<b>Projections for the Year 2000</b>		
Projected Number of People per Household (2000)	2.51	2.45
Projected Population in Households (2000)	24,237	3,894,425
Projected Number of Households (2000)	9,640	1,592,175
<b>Projections for the Year 2010</b>		
Projected Number of People per Household (2010)	2.4	2.37
Projected Population in Households (2010)	24,502	4,083,606
Projected Number of Households (2010)	10,228	1,722,749
<b>Projections for the Year 2020</b>		
Projected Number of People per Household (2020)	2.29	2.3
Projected Population in Households (2020)	24,451	4,193,959
Projected Number of Households (2020)	10,672	1,825,059

These data are from the University of Louisville, State Data Center  
Additional information on population projections are available online at

<http://cbpa.louisville.edu/ksdc/>

**SEED (Social and Economic Education for Development)** is a program of the Kentucky Cooperative Extension Service at the University of Kentucky. Faculty draw on the resources of the Social and Natural Resources Information Laboratory and professional contacts at the University of Kentucky, other agencies, and community programs throughout the country. For more information contact your local Cooperative Extension office or Dr. Richard C. Maurer, SEED, 500 Garrigus Building, University of Kentucky, Lexington, KY 40546 or call (606) 257-7582.

*Educational programs of the Kentucky Cooperative Extension Service serves all people regardless of race, color, age, sex, religion, disability, or national origin.*

