


Social and Economic Education for Development



**KENTUCKY: BY THE NUMBERS**  
**~ Household Projections Update ~**  
**Adair County**



Julie N. Zimmerman, Lori Garkovich, and Scott Samson  
Rural and Economic Development Programs, Rural Sociology

University of Kentucky, College of Agriculture

November, 1999

With the success of the county profiles used in the series "Welfare Reform: By the Numbers," we decided to provide updates through a new series called "Kentucky: By the Numbers." These updates will be provided on an occasional basis as new data become available. Copies are also available online at the Social, Natural and Agricultural Resources Information Laboratory at <http://snril.ca.uky.edu>

	<u>County</u>	<u>State</u>
<b>Projections for the Year 2000</b>		
Projected Number of People per Household (2000)	2.39	2.45
Projected Population in Households (2000)	16,386	3,894,425
Projected Number of Households (2000)	6,855	1,592,175
<b>Projections for the Year 2010</b>		
Projected Number of People per Household (2010)	2.33	2.37
Projected Population in Households (2010)	17,286	4,083,606
Projected Number of Households (2010)	7,409	1,722,749
<b>Projections for the Year 2020</b>		
Projected Number of People per Household (2020)	2.27	2.3
Projected Population in Households (2020)	17,753	4,193,959
Projected Number of Households (2020)	7,827	1,825,059

These data are from the University of Louisville, State Data Center  
Additional information on population projections are available online at

<http://cbpa.louisville.edu/ksdc/>


**SEED (Social and Economic Education for Development)** is a program of the Kentucky Cooperative Extension Service at the University of Kentucky. Faculty draw on the resources of the Social and Natural Resources Information Laboratory and professional contacts at the University of Kentucky, other agencies, and community programs throughout the country. For more information contact your local Cooperative Extension office or Dr. Richard C. Maurer, SEED, 500 Garrigus Building, University of Kentucky, Lexington, KY 40546 or call (606) 257-7582.

*Educational programs of the Kentucky Cooperative Extension Service serves all people regardless of race, color, age, sex, religion, disability, or national origin.*

Social and Economic Education for Development



**KENTUCKY: BY THE NUMBERS**  
**~ Household Projections Update ~**



**Allen County**

Julie N. Zimmerman, Lori Garkovich, and Scott Samson  
Rural and Economic Development Programs, Rural Sociology

University of Kentucky, College of Agriculture

November, 1999

With the success of the county profiles used in the series "Welfare Reform: By the Numbers," we decided to provide updates through a new series called "Kentucky: By the Numbers." These updates will be provided on an occasional basis as new data become available. Copies are also available online at the Social, Natural and Agricultural Resources Information Laboratory at <http://snril.ca.uky.edu>

	<u>County</u>	<u>State</u>
<b>Projections for the Year 2000</b>		
Projected Number of People per Household (2000)	2.41	2.45
Projected Population in Households (2000)	16,936	3,894,425
Projected Number of Households (2000)	7,014	1,592,175
<b>Projections for the Year 2010</b>		
Projected Number of People per Household (2010)	2.34	2.37
Projected Population in Households (2010)	18,746	4,083,606
Projected Number of Households (2010)	8,017	1,722,749
<b>Projections for the Year 2020</b>		
Projected Number of People per Household (2020)	2.28	2.3
Projected Population in Households (2020)	19,976	4,193,959
Projected Number of Households (2020)	8,753	1,825,059

These data are from the University of Louisville, State Data Center  
Additional information on population projections are available online at

<http://cbpa.louisville.edu/ksdc/>


**SEED (Social and Economic Education for Development)** is a program of the Kentucky Cooperative Extension Service at the University of Kentucky. Faculty draw on the resources of the Social and Natural Resources Information Laboratory and professional contacts at the University of Kentucky, other agencies, and community programs throughout the country. For more information contact your local Cooperative Extension office or Dr. Richard C. Maurer, SEED, 500 Garrigus Building, University of Kentucky, Lexington, KY 40546 or call (606) 257-7582.

*Educational programs of the Kentucky Cooperative Extension Service serves all people regardless of race, color, age, sex, religion, disability, or national origin.*

Social and Economic Education for Development



**KENTUCKY: BY THE NUMBERS**  
**~ Household Projections Update ~**  
**Anderson County**



Julie N. Zimmerman, Lori Garkovich, and Scott Samson  
Rural and Economic Development Programs, Rural Sociology

University of Kentucky, College of Agriculture

November, 1999

With the success of the county profiles used in the series "Welfare Reform: By the Numbers," we decided to provide updates through a new series called "Kentucky: By the Numbers." These updates will be provided on an occasional basis as new data become available. Copies are also available online at the Social, Natural and Agricultural Resources Information Laboratory at <http://snril.ca.uky.edu>

	<u>County</u>	<u>State</u>
<b>Projections for the Year 2000</b>		
Projected Number of People per Household (2000)	2.5	2.45
Projected Population in Households (2000)	19,209	3,894,425
Projected Number of Households (2000)	7,695	1,592,175
<b>Projections for the Year 2010</b>		
Projected Number of People per Household (2010)	2.42	2.37
Projected Population in Households (2010)	22,461	4,083,606
Projected Number of Households (2010)	9,299	1,722,749
<b>Projections for the Year 2020</b>		
Projected Number of People per Household (2020)	2.34	2.3
Projected Population in Households (2020)	25,060	4,193,959
Projected Number of Households (2020)	10,712	1,825,059

These data are from the University of Louisville, State Data Center  
Additional information on population projections are available online at

<http://cbpa.louisville.edu/ksdc/>


**SEED (Social and Economic Education for Development)** is a program of the Kentucky Cooperative Extension Service at the University of Kentucky. Faculty draw on the resources of the Social and Natural Resources Information Laboratory and professional contacts at the University of Kentucky, other agencies, and community programs throughout the country. For more information contact your local Cooperative Extension office or Dr. Richard C. Maurer, SEED, 500 Garrigus Building, University of Kentucky, Lexington, KY 40546 or call (606) 257-7582.

*Educational programs of the Kentucky Cooperative Extension Service serves all people regardless of race, color, age, sex, religion, disability, or national origin.*

Social and Economic Education for Development



**KENTUCKY: BY THE NUMBERS**  
**~ Household Projections Update ~**  
**Ballard County**



Julie N. Zimmerman, Lori Garkovich, and Scott Samson  
Rural and Economic Development Programs, Rural Sociology

University of Kentucky, College of Agriculture

November, 1999

With the success of the county profiles used in the series "Welfare Reform: By the Numbers," we decided to provide updates through a new series called "Kentucky: By the Numbers." These updates will be provided on an occasional basis as new data become available. Copies are also available online at the Social, Natural and Agricultural Resources Information Laboratory at <http://snril.ca.uky.edu>

	<u>County</u>	<u>State</u>
<b>Projections for the Year 2000</b>		
Projected Number of People per Household (2000)	2.28	2.45
Projected Population in Households (2000)	8,517	3,894,425
Projected Number of Households (2000)	3,728	1,592,175
<b>Projections for the Year 2010</b>		
Projected Number of People per Household (2010)	2.24	2.37
Projected Population in Households (2010)	8,935	4,083,606
Projected Number of Households (2010)	3,989	1,722,749
<b>Projections for the Year 2020</b>		
Projected Number of People per Household (2020)	2.19	2.3
Projected Population in Households (2020)	9,116	4,193,959
Projected Number of Households (2020)	4,169	1,825,059

These data are from the University of Louisville, State Data Center  
Additional information on population projections are available online at

<http://cbpa.louisville.edu/ksdc/>


**SEED (Social and Economic Education for Development)** is a program of the Kentucky Cooperative Extension Service at the University of Kentucky. Faculty draw on the resources of the Social and Natural Resources Information Laboratory and professional contacts at the University of Kentucky, other agencies, and community programs throughout the country. For more information contact your local Cooperative Extension office or Dr. Richard C. Maurer, SEED, 500 Garrigus Building, University of Kentucky, Lexington, KY 40546 or call (606) 257-7582.

*Educational programs of the Kentucky Cooperative Extension Service serves all people regardless of race, color, age, sex, religion, disability, or national origin.*

Social and Economic Education for Development



**KENTUCKY: BY THE NUMBERS**  
**~ Household Projections Update ~**  
**Barren County**



Julie N. Zimmerman, Lori Garkovich, and Scott Samson  
Rural and Economic Development Programs, Rural Sociology

University of Kentucky, College of Agriculture

November, 1999

With the success of the county profiles used in the series "Welfare Reform: By the Numbers," we decided to provide updates through a new series called "Kentucky: By the Numbers." These updates will be provided on an occasional basis as new data become available. Copies are also available online at the Social, Natural and Agricultural Resources Information Laboratory at <http://snril.ca.uky.edu>

	<u>County</u>	<u>State</u>
<b>Projections for the Year 2000</b>		
Projected Number of People per Household (2000)	2.39	2.45
Projected Population in Households (2000)	37,619	3,894,425
Projected Number of Households (2000)	15,751	1,592,175
<b>Projections for the Year 2010</b>		
Projected Number of People per Household (2010)	2.33	2.37
Projected Population in Households (2010)	40,484	4,083,606
Projected Number of Households (2010)	17,362	1,722,749
<b>Projections for the Year 2020</b>		
Projected Number of People per Household (2020)	2.27	2.3
Projected Population in Households (2020)	42,155	4,193,959
Projected Number of Households (2020)	18,541	1,825,059

These data are from the University of Louisville, State Data Center  
Additional information on population projections are available online at

<http://cbpa.louisville.edu/ksdc/>

**SEED (Social and Economic Education for Development)** is a program of the Kentucky Cooperative Extension Service at the University of Kentucky. Faculty draw on the resources of the Social and Natural Resources Information Laboratory and professional contacts at the University of Kentucky, other agencies, and community programs throughout the country. For more information contact your local Cooperative Extension office or Dr. Richard C. Maurer, SEED, 500 Garrigus Building, University of Kentucky, Lexington, KY 40546 or call (606) 257-7582.

*Educational programs of the Kentucky Cooperative Extension Service serves all people regardless of race, color, age, sex, religion, disability, or national origin.*

Social and Economic Education for Development



**KENTUCKY: BY THE NUMBERS**  
**~ Household Projections Update ~**  
**Bath County**



Julie N. Zimmerman, Lori Garkovich, and Scott Samson  
Rural and Economic Development Programs, Rural Sociology

University of Kentucky, College of Agriculture

November, 1999

With the success of the county profiles used in the series "Welfare Reform: By the Numbers," we decided to provide updates through a new series called "Kentucky: By the Numbers." These updates will be provided on an occasional basis as new data become available. Copies are also available online at the Social, Natural and Agricultural Resources Information Laboratory at <http://snril.ca.uky.edu>

	<u>County</u>	<u>State</u>
<b>Projections for the Year 2000</b>		
Projected Number of People per Household (2000)	2.38	2.45
Projected Population in Households (2000)	10,405	3,894,425
Projected Number of Households (2000)	4,367	1,592,175
<b>Projections for the Year 2010</b>		
Projected Number of People per Household (2010)	2.29	2.37
Projected Population in Households (2010)	10,736	4,083,606
Projected Number of Households (2010)	4,679	1,722,749
<b>Projections for the Year 2020</b>		
Projected Number of People per Household (2020)	2.23	2.3
Projected Population in Households (2020)	10,853	4,193,959
Projected Number of Households (2020)	4,872	1,825,059

These data are from the University of Louisville, State Data Center  
Additional information on population projections are available online at

<http://cbpa.louisville.edu/ksdc/>


**SEED (Social and Economic Education for Development)** is a program of the Kentucky Cooperative Extension Service at the University of Kentucky. Faculty draw on the resources of the Social and Natural Resources Information Laboratory and professional contacts at the University of Kentucky, other agencies, and community programs throughout the country. For more information contact your local Cooperative Extension office or Dr. Richard C. Maurer, SEED, 500 Garrigus Building, University of Kentucky, Lexington, KY 40546 or call (606) 257-7582.

*Educational programs of the Kentucky Cooperative Extension Service serves all people regardless of race, color, age, sex, religion, disability, or national origin.*

Social and Economic Education for Development



**KENTUCKY: BY THE NUMBERS**  
**~ Household Projections Update ~**



**Bell County**

Julie N. Zimmerman, Lori Garkovich, and Scott Samson  
Rural and Economic Development Programs, Rural Sociology

University of Kentucky, College of Agriculture

November, 1999

With the success of the county profiles used in the series "Welfare Reform: By the Numbers," we decided to provide updates through a new series called "Kentucky: By the Numbers." These updates will be provided on an occasional basis as new data become available. Copies are also available online at the Social, Natural and Agricultural Resources Information Laboratory at <http://snril.ca.uky.edu>

	<u>County</u>	<u>State</u>
<b>Projections for the Year 2000</b>		
Projected Number of People per Household (2000)	2.49	2.45
Projected Population in Households (2000)	28,813	3,894,425
Projected Number of Households (2000)	11,577	1,592,175
<b>Projections for the Year 2010</b>		
Projected Number of People per Household (2010)	2.39	2.37
Projected Population in Households (2010)	27,678	4,083,606
Projected Number of Households (2010)	11,587	1,722,749
<b>Projections for the Year 2020</b>		
Projected Number of People per Household (2020)	2.3	2.3
Projected Population in Households (2020)	26,582	4,193,959
Projected Number of Households (2020)	11,573	1,825,059

These data are from the University of Louisville, State Data Center  
Additional information on population projections are available online at

<http://cbpa.louisville.edu/ksdc/>


**SEED (Social and Economic Education for Development)** is a program of the Kentucky Cooperative Extension Service at the University of Kentucky. Faculty draw on the resources of the Social and Natural Resources Information Laboratory and professional contacts at the University of Kentucky, other agencies, and community programs throughout the country. For more information contact your local Cooperative Extension office or Dr. Richard C. Maurer, SEED, 500 Garrigus Building, University of Kentucky, Lexington, KY 40546 or call (606) 257-7582.

*Educational programs of the Kentucky Cooperative Extension Service serves all people regardless of race, color, age, sex, religion, disability, or national origin.*

Social and Economic Education for Development



**KENTUCKY: BY THE NUMBERS**  
**~ Household Projections Update ~**  
**Boone County**



Julie N. Zimmerman, Lori Garkovich, and Scott Samson  
Rural and Economic Development Programs, Rural Sociology

University of Kentucky, College of Agriculture

November, 1999

With the success of the county profiles used in the series "Welfare Reform: By the Numbers," we decided to provide updates through a new series called "Kentucky: By the Numbers." These updates will be provided on an occasional basis as new data become available. Copies are also available online at the Social, Natural and Agricultural Resources Information Laboratory at <http://snril.ca.uky.edu>

	<u>County</u>	<u>State</u>
<b>Projections for the Year 2000</b>		
Projected Number of People per Household (2000)	2.66	2.45
Projected Population in Households (2000)	84,639	3,894,425
Projected Number of Households (2000)	31,760	1,592,175
<b>Projections for the Year 2010</b>		
Projected Number of People per Household (2010)	2.55	2.37
Projected Population in Households (2010)	107,878	4,083,606
Projected Number of Households (2010)	42,358	1,722,749
<b>Projections for the Year 2020</b>		
Projected Number of People per Household (2020)	2.44	2.3
Projected Population in Households (2020)	128,033	4,193,959
Projected Number of Households (2020)	52,442	1,825,059

These data are from the University of Louisville, State Data Center  
Additional information on population projections are available online at

<http://cbpa.louisville.edu/ksdc/>

**SEED (Social and Economic Education for Development)** is a program of the Kentucky Cooperative Extension Service at the University of Kentucky. Faculty draw on the resources of the Social and Natural Resources Information Laboratory and professional contacts at the University of Kentucky, other agencies, and community programs throughout the country. For more information contact your local Cooperative Extension office or Dr. Richard C. Maurer, SEED, 500 Garrigus Building, University of Kentucky, Lexington, KY 40546 or call (606) 257-7582.


*Educational programs of the Kentucky Cooperative Extension Service serves all people regardless of race, color, age, sex, religion, disability, or national origin.*



Social and Economic Education for Development



**KENTUCKY: BY THE NUMBERS**  
**~ Household Projections Update ~**  
**Bourbon County**



Julie N. Zimmerman, Lori Garkovich, and Scott Samson  
Rural and Economic Development Programs, Rural Sociology

University of Kentucky, College of Agriculture

November, 1999

With the success of the county profiles used in the series "Welfare Reform: By the Numbers," we decided to provide updates through a new series called "Kentucky: By the Numbers." These updates will be provided on an occasional basis as new data become available. Copies are also available online at the Social, Natural and Agricultural Resources Information Laboratory at <http://snril.ca.uky.edu>

	<u>County</u>	<u>State</u>
<b>Projections for the Year 2000</b>		
Projected Number of People per Household (2000)	2.47	2.45
Projected Population in Households (2000)	19,216	3,894,425
Projected Number of Households (2000)	7,781	1,592,175
<b>Projections for the Year 2010</b>		
Projected Number of People per Household (2010)	2.38	2.37
Projected Population in Households (2010)	19,117	4,083,606
Projected Number of Households (2010)	8,027	1,722,749
<b>Projections for the Year 2020</b>		
Projected Number of People per Household (2020)	2.29	2.3
Projected Population in Households (2020)	18,822	4,193,959
Projected Number of Households (2020)	8,202	1,825,059

These data are from the University of Louisville, State Data Center  
Additional information on population projections are available online at

<http://cbpa.louisville.edu/ksdc/>

**SEED (Social and Economic Education for Development)** is a program of the Kentucky Cooperative Extension Service at the University of Kentucky. Faculty draw on the resources of the Social and Natural Resources Information Laboratory and professional contacts at the University of Kentucky, other agencies, and community programs throughout the country. For more information contact your local Cooperative Extension office or Dr. Richard C. Maurer, SEED, 500 Garrigus Building, University of Kentucky, Lexington, KY 40546 or call (606) 257-7582.

*Educational programs of the Kentucky Cooperative Extension Service serves all people regardless of race, color, age, sex, religion, disability, or national origin.*

Social and Economic Education for Development



**KENTUCKY: BY THE NUMBERS**  
**~ Household Projections Update ~**  
**Boyd County**



Julie N. Zimmerman, Lori Garkovich, and Scott Samson  
Rural and Economic Development Programs, Rural Sociology

University of Kentucky, College of Agriculture

November, 1999

With the success of the county profiles used in the series "Welfare Reform: By the Numbers," we decided to provide updates through a new series called "Kentucky: By the Numbers." These updates will be provided on an occasional basis as new data become available. Copies are also available online at the Social, Natural and Agricultural Resources Information Laboratory at <http://snril.ca.uky.edu>

	<u>County</u>	<u>State</u>
<b>Projections for the Year 2000</b>		
Projected Number of People per Household (2000)	2.36	2.45
Projected Population in Households (2000)	47,771	3,894,425
Projected Number of Households (2000)	20,228	1,592,175
<b>Projections for the Year 2010</b>		
Projected Number of People per Household (2010)	2.28	2.37
Projected Population in Households (2010)	45,780	4,083,606
Projected Number of Households (2010)	20,111	1,722,749
<b>Projections for the Year 2020</b>		
Projected Number of People per Household (2020)	2.2	2.3
Projected Population in Households (2020)	43,412	4,193,959
Projected Number of Households (2020)	19,721	1,825,059

These data are from the University of Louisville, State Data Center  
Additional information on population projections are available online at

<http://cbpa.louisville.edu/ksdc/>

**SEED (Social and Economic Education for Development)** is a program of the Kentucky Cooperative Extension Service at the University of Kentucky. Faculty draw on the resources of the Social and Natural Resources Information Laboratory and professional contacts at the University of Kentucky, other agencies, and community programs throughout the country. For more information contact your local Cooperative Extension office or Dr. Richard C. Maurer, SEED, 500 Garrigus Building, University of Kentucky, Lexington, KY 40546 or call (606) 257-7582.

*Educational programs of the Kentucky Cooperative Extension Service serves all people regardless of race, color, age, sex, religion, disability, or national origin.*

Social and Economic Education for Development



**KENTUCKY: BY THE NUMBERS**  
**~ Household Projections Update ~**  
**Boyle County**



Julie N. Zimmerman, Lori Garkovich, and Scott Samson  
Rural and Economic Development Programs, Rural Sociology

University of Kentucky, College of Agriculture

November, 1999

With the success of the county profiles used in the series "Welfare Reform: By the Numbers," we decided to provide updates through a new series called "Kentucky: By the Numbers." These updates will be provided on an occasional basis as new data become available. Copies are also available online at the Social, Natural and Agricultural Resources Information Laboratory at <http://snril.ca.uky.edu>

	<u>County</u>	<u>State</u>
<b>Projections for the Year 2000</b>		
Projected Number of People per Household (2000)	2.46	2.45
Projected Population in Households (2000)	26,250	3,894,425
Projected Number of Households (2000)	10,674	1,592,175
<b>Projections for the Year 2010</b>		
Projected Number of People per Household (2010)	2.39	2.37
Projected Population in Households (2010)	27,039	4,083,606
Projected Number of Households (2010)	11,334	1,722,749
<b>Projections for the Year 2020</b>		
Projected Number of People per Household (2020)	2.33	2.3
Projected Population in Households (2020)	27,300	4,193,959
Projected Number of Households (2020)	11,711	1,825,059

These data are from the University of Louisville, State Data Center  
Additional information on population projections are available online at

<http://cbpa.louisville.edu/ksdc/>

**SEED (Social and Economic Education for Development)** is a program of the Kentucky Cooperative Extension Service at the University of Kentucky. Faculty draw on the resources of the Social and Natural Resources Information Laboratory and professional contacts at the University of Kentucky, other agencies, and community programs throughout the country. For more information contact your local Cooperative Extension office or Dr. Richard C. Maurer, SEED, 500 Garrigus Building, University of Kentucky, Lexington, KY 40546 or call (606) 257-7582.

*Educational programs of the Kentucky Cooperative Extension Service serves all people regardless of race, color, age, sex, religion, disability, or national origin.*

Social and Economic Education for Development



**KENTUCKY: BY THE NUMBERS**  
**~ Household Projections Update ~**  
**Bracken County**



Julie N. Zimmerman, Lori Garkovich, and Scott Samson  
Rural and Economic Development Programs, Rural Sociology

University of Kentucky, College of Agriculture

November, 1999

With the success of the county profiles used in the series "Welfare Reform: By the Numbers," we decided to provide updates through a new series called "Kentucky: By the Numbers." These updates will be provided on an occasional basis as new data become available. Copies are also available online at the Social, Natural and Agricultural Resources Information Laboratory at <http://snril.ca.uky.edu>

	<u>County</u>	<u>State</u>
<b>Projections for the Year 2000</b>		
Projected Number of People per Household (2000)	2.42	2.45
Projected Population in Households (2000)	8,313	3,894,425
Projected Number of Households (2000)	3,430	1,592,175
<b>Projections for the Year 2010</b>		
Projected Number of People per Household (2010)	2.35	2.37
Projected Population in Households (2010)	8,510	4,083,606
Projected Number of Households (2010)	3,622	1,722,749
<b>Projections for the Year 2020</b>		
Projected Number of People per Household (2020)	2.29	2.3
Projected Population in Households (2020)	8,547	4,193,959
Projected Number of Households (2020)	3,728	1,825,059

These data are from the University of Louisville, State Data Center  
Additional information on population projections are available online at

<http://cbpa.louisville.edu/ksdc/>

**SEED (Social and Economic Education for Development)** is a program of the Kentucky Cooperative Extension Service at the University of Kentucky. Faculty draw on the resources of the Social and Natural Resources Information Laboratory and professional contacts at the University of Kentucky, other agencies, and community programs throughout the country. For more information contact your local Cooperative Extension office or Dr. Richard C. Maurer, SEED, 500 Garrigus Building, University of Kentucky, Lexington, KY 40546 or call (606) 257-7582.

*Educational programs of the Kentucky Cooperative Extension Service serves all people regardless of race, color, age, sex, religion, disability, or national origin.*

Social and Economic Education for Development



**KENTUCKY: BY THE NUMBERS**  
**~ Household Projections Update ~**  
**Breathitt County**



Julie N. Zimmerman, Lori Garkovich, and Scott Samson  
Rural and Economic Development Programs, Rural Sociology

University of Kentucky, College of Agriculture

November, 1999

With the success of the county profiles used in the series "Welfare Reform: By the Numbers," we decided to provide updates through a new series called "Kentucky: By the Numbers." These updates will be provided on an occasional basis as new data become available. Copies are also available online at the Social, Natural and Agricultural Resources Information Laboratory at <http://snril.ca.uky.edu>

	<u>County</u>	<u>State</u>
<b>Projections for the Year 2000</b>		
Projected Number of People per Household (2000)	2.6	2.45
Projected Population in Households (2000)	15,659	3,894,425
Projected Number of Households (2000)	6,025	1,592,175
<b>Projections for the Year 2010</b>		
Projected Number of People per Household (2010)	2.47	2.37
Projected Population in Households (2010)	16,381	4,083,606
Projected Number of Households (2010)	6,634	1,722,749
<b>Projections for the Year 2020</b>		
Projected Number of People per Household (2020)	2.35	2.3
Projected Population in Households (2020)	16,835	4,193,959
Projected Number of Households (2020)	7,173	1,825,059

These data are from the University of Louisville, State Data Center  
Additional information on population projections are available online at

<http://cbpa.louisville.edu/ksdc/>


**SEED (Social and Economic Education for Development)** is a program of the Kentucky Cooperative Extension Service at the University of Kentucky. Faculty draw on the resources of the Social and Natural Resources Information Laboratory and professional contacts at the University of Kentucky, other agencies, and community programs throughout the country. For more information contact your local Cooperative Extension office or Dr. Richard C. Maurer, SEED, 500 Garrigus Building, University of Kentucky, Lexington, KY 40546 or call (606) 257-7582.

*Educational programs of the Kentucky Cooperative Extension Service serves all people regardless of race, color, age, sex, religion, disability, or national origin.*

Social and Economic Education for Development



**KENTUCKY: BY THE NUMBERS**  
**~ Household Projections Update ~**  
**Breckinridge County**



Julie N. Zimmerman, Lori Garkovich, and Scott Samson  
Rural and Economic Development Programs, Rural Sociology

University of Kentucky, College of Agriculture

November, 1999

With the success of the county profiles used in the series "Welfare Reform: By the Numbers," we decided to provide updates through a new series called "Kentucky: By the Numbers." These updates will be provided on an occasional basis as new data become available. Copies are also available online at the Social, Natural and Agricultural Resources Information Laboratory at <http://snril.ca.uky.edu>

	<u>County</u>	<u>State</u>
<b>Projections for the Year 2000</b>		
Projected Number of People per Household (2000)	2.4	2.45
Projected Population in Households (2000)	17,769	3,894,425
Projected Number of Households (2000)	7,401	1,592,175
<b>Projections for the Year 2010</b>		
Projected Number of People per Household (2010)	2.34	2.37
Projected Population in Households (2010)	18,925	4,083,606
Projected Number of Households (2010)	8,104	1,722,749
<b>Projections for the Year 2020</b>		
Projected Number of People per Household (2020)	2.27	2.3
Projected Population in Households (2020)	19,636	4,193,959
Projected Number of Households (2020)	8,662	1,825,059

These data are from the University of Louisville, State Data Center  
Additional information on population projections are available online at

<http://cbpa.louisville.edu/ksdc/>


**SEED (Social and Economic Education for Development)** is a program of the Kentucky Cooperative Extension Service at the University of Kentucky. Faculty draw on the resources of the Social and Natural Resources Information Laboratory and professional contacts at the University of Kentucky, other agencies, and community programs throughout the country. For more information contact your local Cooperative Extension office or Dr. Richard C. Maurer, SEED, 500 Garrigus Building, University of Kentucky, Lexington, KY 40546 or call (606) 257-7582.

*Educational programs of the Kentucky Cooperative Extension Service serves all people regardless of race, color, age, sex, religion, disability, or national origin.*

Social and Economic Education for Development



**KENTUCKY: BY THE NUMBERS**  
**~ Household Projections Update ~**



**Bullitt County**

Julie N. Zimmerman, Lori Garkovich, and Scott Samson  
Rural and Economic Development Programs, Rural Sociology

University of Kentucky, College of Agriculture

November, 1999

With the success of the county profiles used in the series "Welfare Reform: By the Numbers," we decided to provide updates through a new series called "Kentucky: By the Numbers." These updates will be provided on an occasional basis as new data become available. Copies are also available online at the Social, Natural and Agricultural Resources Information Laboratory at <http://snril.ca.uky.edu>

	<u>County</u>	<u>State</u>
<b>Projections for the Year 2000</b>		
Projected Number of People per Household (2000)	2.81	2.45
Projected Population in Households (2000)	61,785	3,894,425
Projected Number of Households (2000)	22,021	1,592,175
<b>Projections for the Year 2010</b>		
Projected Number of People per Household (2010)	2.65	2.37
Projected Population in Households (2010)	71,305	4,083,606
Projected Number of Households (2010)	26,923	1,722,749
<b>Projections for the Year 2020</b>		
Projected Number of People per Household (2020)	2.52	2.3
Projected Population in Households (2020)	78,136	4,193,959
Projected Number of Households (2020)	30,966	1,825,059

These data are from the University of Louisville, State Data Center  
Additional information on population projections are available online at

<http://cbpa.louisville.edu/ksdc/>


**SEED (Social and Economic Education for Development)** is a program of the Kentucky Cooperative Extension Service at the University of Kentucky. Faculty draw on the resources of the Social and Natural Resources Information Laboratory and professional contacts at the University of Kentucky, other agencies, and community programs throughout the country. For more information contact your local Cooperative Extension office or Dr. Richard C. Maurer, SEED, 500 Garrigus Building, University of Kentucky, Lexington, KY 40546 or call (606) 257-7582.

*Educational programs of the Kentucky Cooperative Extension Service serves all people regardless of race, color, age, sex, religion, disability, or national origin.*

Social and Economic Education for Development



**KENTUCKY: BY THE NUMBERS**  
**~ Household Projections Update ~**  
**Butler County**



Julie N. Zimmerman, Lori Garkovich, and Scott Samson  
Rural and Economic Development Programs, Rural Sociology

University of Kentucky, College of Agriculture

November, 1999

With the success of the county profiles used in the series "Welfare Reform: By the Numbers," we decided to provide updates through a new series called "Kentucky: By the Numbers." These updates will be provided on an occasional basis as new data become available. Copies are also available online at the Social, Natural and Agricultural Resources Information Laboratory at <http://snril.ca.uky.edu>

	<u>County</u>	<u>State</u>
<b>Projections for the Year 2000</b>		
Projected Number of People per Household (2000)	2.45	2.45
Projected Population in Households (2000)	11,842	3,894,425
Projected Number of Households (2000)	4,829	1,592,175
<b>Projections for the Year 2010</b>		
Projected Number of People per Household (2010)	2.37	2.37
Projected Population in Households (2010)	12,392	4,083,606
Projected Number of Households (2010)	5,222	1,722,749
<b>Projections for the Year 2020</b>		
Projected Number of People per Household (2020)	2.31	2.3
Projected Population in Households (2020)	12,703	4,193,959
Projected Number of Households (2020)	5,503	1,825,059

These data are from the University of Louisville, State Data Center  
Additional information on population projections are available online at

<http://cbpa.louisville.edu/ksdc/>

**SEED (Social and Economic Education for Development)** is a program of the Kentucky Cooperative Extension Service at the University of Kentucky. Faculty draw on the resources of the Social and Natural Resources Information Laboratory and professional contacts at the University of Kentucky, other agencies, and community programs throughout the country. For more information contact your local Cooperative Extension office or Dr. Richard C. Maurer, SEED, 500 Garrigus Building, University of Kentucky, Lexington, KY 40546 or call (606) 257-7582.


*Educational programs of the Kentucky Cooperative Extension Service serves all people regardless of race, color, age, sex, religion, disability, or national origin.*



Social and Economic Education for Development



**KENTUCKY: BY THE NUMBERS**  
**~ Household Projections Update ~**  
**Caldwell County**



Julie N. Zimmerman, Lori Garkovich, and Scott Samson  
Rural and Economic Development Programs, Rural Sociology

University of Kentucky, College of Agriculture

November, 1999

With the success of the county profiles used in the series "Welfare Reform: By the Numbers," we decided to provide updates through a new series called "Kentucky: By the Numbers." These updates will be provided on an occasional basis as new data become available. Copies are also available online at the Social, Natural and Agricultural Resources Information Laboratory at <http://snril.ca.uky.edu>

	<u>County</u>	<u>State</u>
<b>Projections for the Year 2000</b>		
Projected Number of People per Household (2000)	2.32	2.45
Projected Population in Households (2000)	13,401	3,894,425
Projected Number of Households (2000)	5,769	1,592,175
<b>Projections for the Year 2010</b>		
Projected Number of People per Household (2010)	2.28	2.37
Projected Population in Households (2010)	13,684	4,083,606
Projected Number of Households (2010)	6,013	1,722,749
<b>Projections for the Year 2020</b>		
Projected Number of People per Household (2020)	2.24	2.3
Projected Population in Households (2020)	13,741	4,193,959
Projected Number of Households (2020)	6,123	1,825,059

These data are from the University of Louisville, State Data Center  
Additional information on population projections are available online at

<http://cbpa.louisville.edu/ksdc/>

**SEED (Social and Economic Education for Development)** is a program of the Kentucky Cooperative Extension Service at the University of Kentucky. Faculty draw on the resources of the Social and Natural Resources Information Laboratory and professional contacts at the University of Kentucky, other agencies, and community programs throughout the country. For more information contact your local Cooperative Extension office or Dr. Richard C. Maurer, SEED, 500 Garrigus Building, University of Kentucky, Lexington, KY 40546 or call (606) 257-7582.

*Educational programs of the Kentucky Cooperative Extension Service serves all people regardless of race, color, age, sex, religion, disability, or national origin.*

Social and Economic Education for Development



**KENTUCKY: BY THE NUMBERS**  
**~ Household Projections Update ~**  
**Calloway County**



Julie N. Zimmerman, Lori Garkovich, and Scott Samson  
Rural and Economic Development Programs, Rural Sociology

University of Kentucky, College of Agriculture

November, 1999

With the success of the county profiles used in the series "Welfare Reform: By the Numbers," we decided to provide updates through a new series called "Kentucky: By the Numbers." These updates will be provided on an occasional basis as new data become available. Copies are also available online at the Social, Natural and Agricultural Resources Information Laboratory at <http://snril.ca.uky.edu>

	<u>County</u>	<u>State</u>
<b>Projections for the Year 2000</b>		
Projected Number of People per Household (2000)	2.21	2.45
Projected Population in Households (2000)	29,450	3,894,425
Projected Number of Households (2000)	13,321	1,592,175
<b>Projections for the Year 2010</b>		
Projected Number of People per Household (2010)	2.15	2.37
Projected Population in Households (2010)	29,042	4,083,606
Projected Number of Households (2010)	13,524	1,722,749
<b>Projections for the Year 2020</b>		
Projected Number of People per Household (2020)	2.06	2.3
Projected Population in Households (2020)	28,062	4,193,959
Projected Number of Households (2020)	13,610	1,825,059

These data are from the University of Louisville, State Data Center  
Additional information on population projections are available online at

<http://cbpa.louisville.edu/ksdc/>


**SEED (Social and Economic Education for Development)** is a program of the Kentucky Cooperative Extension Service at the University of Kentucky. Faculty draw on the resources of the Social and Natural Resources Information Laboratory and professional contacts at the University of Kentucky, other agencies, and community programs throughout the country. For more information contact your local Cooperative Extension office or Dr. Richard C. Maurer, SEED, 500 Garrigus Building, University of Kentucky, Lexington, KY 40546 or call (606) 257-7582.

*Educational programs of the Kentucky Cooperative Extension Service serves all people regardless of race, color, age, sex, religion, disability, or national origin.*

Social and Economic Education for Development



**KENTUCKY: BY THE NUMBERS**  
**~ Household Projections Update ~**  
**Campbell County**



Julie N. Zimmerman, Lori Garkovich, and Scott Samson  
Rural and Economic Development Programs, Rural Sociology

University of Kentucky, College of Agriculture

November, 1999

With the success of the county profiles used in the series "Welfare Reform: By the Numbers," we decided to provide updates through a new series called "Kentucky: By the Numbers." These updates will be provided on an occasional basis as new data become available. Copies are also available online at the Social, Natural and Agricultural Resources Information Laboratory at <http://snril.ca.uky.edu>

	<u>County</u>	<u>State</u>
<b>Projections for the Year 2000</b>		
Projected Number of People per Household (2000)	2.49	2.45
Projected Population in Households (2000)	87,212	3,894,425
Projected Number of Households (2000)	35,047	1,592,175
<b>Projections for the Year 2010</b>		
Projected Number of People per Household (2010)	2.4	2.37
Projected Population in Households (2010)	89,846	4,083,606
Projected Number of Households (2010)	37,513	1,722,749
<b>Projections for the Year 2020</b>		
Projected Number of People per Household (2020)	2.31	2.3
Projected Population in Households (2020)	90,990	4,193,959
Projected Number of Households (2020)	39,428	1,825,059

These data are from the University of Louisville, State Data Center  
Additional information on population projections are available online at

<http://cbpa.louisville.edu/ksdc/>


**SEED (Social and Economic Education for Development)** is a program of the Kentucky Cooperative Extension Service at the University of Kentucky. Faculty draw on the resources of the Social and Natural Resources Information Laboratory and professional contacts at the University of Kentucky, other agencies, and community programs throughout the country. For more information contact your local Cooperative Extension office or Dr. Richard C. Maurer, SEED, 500 Garrigus Building, University of Kentucky, Lexington, KY 40546 or call (606) 257-7582.

*Educational programs of the Kentucky Cooperative Extension Service serves all people regardless of race, color, age, sex, religion, disability, or national origin.*

Social and Economic Education for Development



**KENTUCKY: BY THE NUMBERS**  
**~ Household Projections Update ~**  
**Carlisle County**



Julie N. Zimmerman, Lori Garkovich, and Scott Samson  
Rural and Economic Development Programs, Rural Sociology

University of Kentucky, College of Agriculture

November, 1999

With the success of the county profiles used in the series "Welfare Reform: By the Numbers," we decided to provide updates through a new series called "Kentucky: By the Numbers." These updates will be provided on an occasional basis as new data become available. Copies are also available online at the Social, Natural and Agricultural Resources Information Laboratory at <http://snril.ca.uky.edu>

	<u>County</u>	<u>State</u>
<b>Projections for the Year 2000</b>		
Projected Number of People per Household (2000)	2.3	2.45
Projected Population in Households (2000)	5,420	3,894,425
Projected Number of Households (2000)	2,352	1,592,175
<b>Projections for the Year 2010</b>		
Projected Number of People per Household (2010)	2.25	2.37
Projected Population in Households (2010)	5,400	4,083,606
Projected Number of Households (2010)	2,396	1,722,749
<b>Projections for the Year 2020</b>		
Projected Number of People per Household (2020)	2.19	2.3
Projected Population in Households (2020)	5,266	4,193,959
Projected Number of Households (2020)	2,409	1,825,059

These data are from the University of Louisville, State Data Center  
Additional information on population projections are available online at

<http://cbpa.louisville.edu/ksdc/>


**SEED (Social and Economic Education for Development)** is a program of the Kentucky Cooperative Extension Service at the University of Kentucky. Faculty draw on the resources of the Social and Natural Resources Information Laboratory and professional contacts at the University of Kentucky, other agencies, and community programs throughout the country. For more information contact your local Cooperative Extension office or Dr. Richard C. Maurer, SEED, 500 Garrigus Building, University of Kentucky, Lexington, KY 40546 or call (606) 257-7582.

*Educational programs of the Kentucky Cooperative Extension Service serves all people regardless of race, color, age, sex, religion, disability, or national origin.*

Social and Economic Education for Development



**KENTUCKY: BY THE NUMBERS**  
**~ Household Projections Update ~**  
**Carroll County**



Julie N. Zimmerman, Lori Garkovich, and Scott Samson  
Rural and Economic Development Programs, Rural Sociology

University of Kentucky, College of Agriculture

November, 1999

With the success of the county profiles used in the series "Welfare Reform: By the Numbers," we decided to provide updates through a new series called "Kentucky: By the Numbers." These updates will be provided on an occasional basis as new data become available. Copies are also available online at the Social, Natural and Agricultural Resources Information Laboratory at <http://snril.ca.uky.edu>

	<u>County</u>	<u>State</u>
<b>Projections for the Year 2000</b>		
Projected Number of People per Household (2000)	2.48	2.45
Projected Population in Households (2000)	9,553	3,894,425
Projected Number of Households (2000)	3,859	1,592,175
<b>Projections for the Year 2010</b>		
Projected Number of People per Household (2010)	2.39	2.37
Projected Population in Households (2010)	9,683	4,083,606
Projected Number of Households (2010)	4,055	1,722,749
<b>Projections for the Year 2020</b>		
Projected Number of People per Household (2020)	2.33	2.3
Projected Population in Households (2020)	9,723	4,193,959
Projected Number of Households (2020)	4,168	1,825,059

These data are from the University of Louisville, State Data Center  
Additional information on population projections are available online at

<http://cbpa.louisville.edu/ksdc/>

**SEED (Social and Economic Education for Development)** is a program of the Kentucky Cooperative Extension Service at the University of Kentucky. Faculty draw on the resources of the Social and Natural Resources Information Laboratory and professional contacts at the University of Kentucky, other agencies, and community programs throughout the country. For more information contact your local Cooperative Extension office or Dr. Richard C. Maurer, SEED, 500 Garrigus Building, University of Kentucky, Lexington, KY 40546 or call (606) 257-7582.

*Educational programs of the Kentucky Cooperative Extension Service serves all people regardless of race, color, age, sex, religion, disability, or national origin.*

Social and Economic Education for Development



**KENTUCKY: BY THE NUMBERS**  
**~ Household Projections Update ~**  
**Carter County**



Julie N. Zimmerman, Lori Garkovich, and Scott Samson  
Rural and Economic Development Programs, Rural Sociology

University of Kentucky, College of Agriculture

November, 1999

With the success of the county profiles used in the series "Welfare Reform: By the Numbers," we decided to provide updates through a new series called "Kentucky: By the Numbers." These updates will be provided on an occasional basis as new data become available. Copies are also available online at the Social, Natural and Agricultural Resources Information Laboratory at <http://snril.ca.uky.edu>

	<u>County</u>	<u>State</u>
<b>Projections for the Year 2000</b>		
Projected Number of People per Household (2000)	2.5	2.45
Projected Population in Households (2000)	26,972	3,894,425
Projected Number of Households (2000)	10,802	1,592,175
<b>Projections for the Year 2010</b>		
Projected Number of People per Household (2010)	2.4	2.37
Projected Population in Households (2010)	28,891	4,083,606
Projected Number of Households (2010)	12,047	1,722,749
<b>Projections for the Year 2020</b>		
Projected Number of People per Household (2020)	2.32	2.3
Projected Population in Households (2020)	29,982	4,193,959
Projected Number of Households (2020)	12,933	1,825,059

These data are from the University of Louisville, State Data Center  
Additional information on population projections are available online at

<http://cbpa.louisville.edu/ksdc/>

**SEED (Social and Economic Education for Development)** is a program of the Kentucky Cooperative Extension Service at the University of Kentucky. Faculty draw on the resources of the Social and Natural Resources Information Laboratory and professional contacts at the University of Kentucky, other agencies, and community programs throughout the country. For more information contact your local Cooperative Extension office or Dr. Richard C. Maurer, SEED, 500 Garrigus Building, University of Kentucky, Lexington, KY 40546 or call (606) 257-7582.

*Educational programs of the Kentucky Cooperative Extension Service serves all people regardless of race, color, age, sex, religion, disability, or national origin.*

Social and Economic Education for Development



**KENTUCKY: BY THE NUMBERS**  
**~ Household Projections Update ~**  
**Casey County**



Julie N. Zimmerman, Lori Garkovich, and Scott Samson  
Rural and Economic Development Programs, Rural Sociology

University of Kentucky, College of Agriculture

November, 1999

With the success of the county profiles used in the series "Welfare Reform: By the Numbers," we decided to provide updates through a new series called "Kentucky: By the Numbers." These updates will be provided on an occasional basis as new data become available. Copies are also available online at the Social, Natural and Agricultural Resources Information Laboratory at <http://snril.ca.uky.edu>

	<u>County</u>	<u>State</u>
<b>Projections for the Year 2000</b>		
Projected Number of People per Household (2000)	2.41	2.45
Projected Population in Households (2000)	14,472	3,894,425
Projected Number of Households (2000)	5,997	1,592,175
<b>Projections for the Year 2010</b>		
Projected Number of People per Household (2010)	2.35	2.37
Projected Population in Households (2010)	14,417	4,083,606
Projected Number of Households (2010)	6,141	1,722,749
<b>Projections for the Year 2020</b>		
Projected Number of People per Household (2020)	2.31	2.3
Projected Population in Households (2020)	14,291	4,193,959
Projected Number of Households (2020)	6,182	1,825,059

These data are from the University of Louisville, State Data Center  
Additional information on population projections are available online at

<http://cbpa.louisville.edu/ksdc/>


**SEED (Social and Economic Education for Development)** is a program of the Kentucky Cooperative Extension Service at the University of Kentucky. Faculty draw on the resources of the Social and Natural Resources Information Laboratory and professional contacts at the University of Kentucky, other agencies, and community programs throughout the country. For more information contact your local Cooperative Extension office or Dr. Richard C. Maurer, SEED, 500 Garrigus Building, University of Kentucky, Lexington, KY 40546 or call (606) 257-7582.

*Educational programs of the Kentucky Cooperative Extension Service serves all people regardless of race, color, age, sex, religion, disability, or national origin.*

Social and Economic Education for Development



**KENTUCKY: BY THE NUMBERS**  
**~ Household Projections Update ~**  
**Christian County**



Julie N. Zimmerman, Lori Garkovich, and Scott Samson  
Rural and Economic Development Programs, Rural Sociology

University of Kentucky, College of Agriculture

November, 1999

With the success of the county profiles used in the series "Welfare Reform: By the Numbers," we decided to provide updates through a new series called "Kentucky: By the Numbers." These updates will be provided on an occasional basis as new data become available. Copies are also available online at the Social, Natural and Agricultural Resources Information Laboratory at <http://snril.ca.uky.edu>

	<u>County</u>	<u>State</u>
<b>Projections for the Year 2000</b>		
Projected Number of People per Household (2000)	2.65	2.45
Projected Population in Households (2000)	67,442	3,894,425
Projected Number of Households (2000)	25,480	1,592,175
<b>Projections for the Year 2010</b>		
Projected Number of People per Household (2010)	2.67	2.37
Projected Population in Households (2010)	73,160	4,083,606
Projected Number of Households (2010)	27,450	1,722,749
<b>Projections for the Year 2020</b>		
Projected Number of People per Household (2020)	2.6	2.3
Projected Population in Households (2020)	77,456	4,193,959
Projected Number of Households (2020)	29,756	1,825,059

These data are from the University of Louisville, State Data Center  
Additional information on population projections are available online at

<http://cbpa.louisville.edu/ksdc/>

**SEED (Social and Economic Education for Development)** is a program of the Kentucky Cooperative Extension Service at the University of Kentucky. Faculty draw on the resources of the Social and Natural Resources Information Laboratory and professional contacts at the University of Kentucky, other agencies, and community programs throughout the country. For more information contact your local Cooperative Extension office or Dr. Richard C. Maurer, SEED, 500 Garrigus Building, University of Kentucky, Lexington, KY 40546 or call (606) 257-7582.

*Educational programs of the Kentucky Cooperative Extension Service serves all people regardless of race, color, age, sex, religion, disability, or national origin.*



Social and Economic Education for Development



**KENTUCKY: BY THE NUMBERS**  
**~ Household Projections Update ~**  
**Clark County**



Julie N. Zimmerman, Lori Garkovich, and Scott Samson  
Rural and Economic Development Programs, Rural Sociology

University of Kentucky, College of Agriculture

November, 1999

With the success of the county profiles used in the series "Welfare Reform: By the Numbers," we decided to provide updates through a new series called "Kentucky: By the Numbers." These updates will be provided on an occasional basis as new data become available. Copies are also available online at the Social, Natural and Agricultural Resources Information Laboratory at <http://snril.ca.uky.edu>

	<u>County</u>	<u>State</u>
<b>Projections for the Year 2000</b>		
Projected Number of People per Household (2000)	2.54	2.45
Projected Population in Households (2000)	32,373	3,894,425
Projected Number of Households (2000)	12,758	1,592,175
<b>Projections for the Year 2010</b>		
Projected Number of People per Household (2010)	2.46	2.37
Projected Population in Households (2010)	34,457	4,083,606
Projected Number of Households (2010)	13,992	1,722,749
<b>Projections for the Year 2020</b>		
Projected Number of People per Household (2020)	2.4	2.3
Projected Population in Households (2020)	35,640	4,193,959
Projected Number of Households (2020)	14,859	1,825,059

These data are from the University of Louisville, State Data Center  
Additional information on population projections are available online at

<http://cbpa.louisville.edu/ksdc/>

**SEED (Social and Economic Education for Development)** is a program of the Kentucky Cooperative Extension Service at the University of Kentucky. Faculty draw on the resources of the Social and Natural Resources Information Laboratory and professional contacts at the University of Kentucky, other agencies, and community programs throughout the country. For more information contact your local Cooperative Extension office or Dr. Richard C. Maurer, SEED, 500 Garrigus Building, University of Kentucky, Lexington, KY 40546 or call (606) 257-7582.

*Educational programs of the Kentucky Cooperative Extension Service serves all people regardless of race, color, age, sex, religion, disability, or national origin.*

Social and Economic Education for Development



**KENTUCKY: BY THE NUMBERS**  
**~ Household Projections Update ~**  
**Clay County**



Julie N. Zimmerman, Lori Garkovich, and Scott Samson  
Rural and Economic Development Programs, Rural Sociology

University of Kentucky, College of Agriculture

November, 1999

With the success of the county profiles used in the series "Welfare Reform: By the Numbers," we decided to provide updates through a new series called "Kentucky: By the Numbers." These updates will be provided on an occasional basis as new data become available. Copies are also available online at the Social, Natural and Agricultural Resources Information Laboratory at <http://snril.ca.uky.edu>

	<u>County</u>	<u>State</u>
<b>Projections for the Year 2000</b>		
Projected Number of People per Household (2000)	2.67	2.45
Projected Population in Households (2000)	22,380	3,894,425
Projected Number of Households (2000)	8,367	1,592,175
<b>Projections for the Year 2010</b>		
Projected Number of People per Household (2010)	2.59	2.37
Projected Population in Households (2010)	22,715	4,083,606
Projected Number of Households (2010)	8,768	1,722,749
<b>Projections for the Year 2020</b>		
Projected Number of People per Household (2020)	2.51	2.3
Projected Population in Households (2020)	23,052	4,193,959
Projected Number of Households (2020)	9,188	1,825,059

These data are from the University of Louisville, State Data Center  
Additional information on population projections are available online at

<http://cbpa.louisville.edu/ksdc/>


**SEED (Social and Economic Education for Development)** is a program of the Kentucky Cooperative Extension Service at the University of Kentucky. Faculty draw on the resources of the Social and Natural Resources Information Laboratory and professional contacts at the University of Kentucky, other agencies, and community programs throughout the country. For more information contact your local Cooperative Extension office or Dr. Richard C. Maurer, SEED, 500 Garrigus Building, University of Kentucky, Lexington, KY 40546 or call (606) 257-7582.

*Educational programs of the Kentucky Cooperative Extension Service serves all people regardless of race, color, age, sex, religion, disability, or national origin.*

Social and Economic Education for Development



**KENTUCKY: BY THE NUMBERS**  
**~ Household Projections Update ~**  
**Clinton County**



Julie N. Zimmerman, Lori Garkovich, and Scott Samson  
Rural and Economic Development Programs, Rural Sociology

University of Kentucky, College of Agriculture

November, 1999

With the success of the county profiles used in the series "Welfare Reform: By the Numbers," we decided to provide updates through a new series called "Kentucky: By the Numbers." These updates will be provided on an occasional basis as new data become available. Copies are also available online at the Social, Natural and Agricultural Resources Information Laboratory at <http://snril.ca.uky.edu>

	<u>County</u>	<u>State</u>
<b>Projections for the Year 2000</b>		
Projected Number of People per Household (2000)	2.38	2.45
Projected Population in Households (2000)	9,299	3,894,425
Projected Number of Households (2000)	3,901	1,592,175
<b>Projections for the Year 2010</b>		
Projected Number of People per Household (2010)	2.32	2.37
Projected Population in Households (2010)	9,330	4,083,606
Projected Number of Households (2010)	4,013	1,722,749
<b>Projections for the Year 2020</b>		
Projected Number of People per Household (2020)	2.28	2.3
Projected Population in Households (2020)	9,226	4,193,959
Projected Number of Households (2020)	4,042	1,825,059

These data are from the University of Louisville, State Data Center  
Additional information on population projections are available online at

<http://cbpa.louisville.edu/ksdc/>


**SEED (Social and Economic Education for Development)** is a program of the Kentucky Cooperative Extension Service at the University of Kentucky. Faculty draw on the resources of the Social and Natural Resources Information Laboratory and professional contacts at the University of Kentucky, other agencies, and community programs throughout the country. For more information contact your local Cooperative Extension office or Dr. Richard C. Maurer, SEED, 500 Garrigus Building, University of Kentucky, Lexington, KY 40546 or call (606) 257-7582.

*Educational programs of the Kentucky Cooperative Extension Service serves all people regardless of race, color, age, sex, religion, disability, or national origin.*

Social and Economic Education for Development



**KENTUCKY: BY THE NUMBERS**  
**~ Household Projections Update ~**  
**Crittenden County**



Julie N. Zimmerman, Lori Garkovich, and Scott Samson  
Rural and Economic Development Programs, Rural Sociology

University of Kentucky, College of Agriculture

November, 1999

With the success of the county profiles used in the series "Welfare Reform: By the Numbers," we decided to provide updates through a new series called "Kentucky: By the Numbers." These updates will be provided on an occasional basis as new data become available. Copies are also available online at the Social, Natural and Agricultural Resources Information Laboratory at <http://snril.ca.uky.edu>

	<u>County</u>	<u>State</u>
<b>Projections for the Year 2000</b>		
Projected Number of People per Household (2000)	2.35	2.45
Projected Population in Households (2000)	9,355	3,894,425
Projected Number of Households (2000)	3,981	1,592,175
<b>Projections for the Year 2010</b>		
Projected Number of People per Household (2010)	2.26	2.37
Projected Population in Households (2010)	9,204	4,083,606
Projected Number of Households (2010)	4,064	1,722,749
<b>Projections for the Year 2020</b>		
Projected Number of People per Household (2020)	2.18	2.3
Projected Population in Households (2020)	8,955	4,193,959
Projected Number of Households (2020)	4,108	1,825,059

These data are from the University of Louisville, State Data Center  
Additional information on population projections are available online at

<http://cbpa.louisville.edu/ksdc/>


**SEED (Social and Economic Education for Development)** is a program of the Kentucky Cooperative Extension Service at the University of Kentucky. Faculty draw on the resources of the Social and Natural Resources Information Laboratory and professional contacts at the University of Kentucky, other agencies, and community programs throughout the country. For more information contact your local Cooperative Extension office or Dr. Richard C. Maurer, SEED, 500 Garrigus Building, University of Kentucky, Lexington, KY 40546 or call (606) 257-7582.

*Educational programs of the Kentucky Cooperative Extension Service serves all people regardless of race, color, age, sex, religion, disability, or national origin.*

Social and Economic Education for Development



**KENTUCKY: BY THE NUMBERS**  
**~ Household Projections Update ~**  
**Cumberland County**



Julie N. Zimmerman, Lori Garkovich, and Scott Samson  
Rural and Economic Development Programs, Rural Sociology

University of Kentucky, College of Agriculture

November, 1999

With the success of the county profiles used in the series "Welfare Reform: By the Numbers," we decided to provide updates through a new series called "Kentucky: By the Numbers." These updates will be provided on an occasional basis as new data become available. Copies are also available online at the Social, Natural and Agricultural Resources Information Laboratory at <http://snril.ca.uky.edu>

	<u>County</u>	<u>State</u>
<b>Projections for the Year 2000</b>		
Projected Number of People per Household (2000)	2.35	2.45
Projected Population in Households (2000)	6,801	3,894,425
Projected Number of Households (2000)	2,900	1,592,175
<b>Projections for the Year 2010</b>		
Projected Number of People per Household (2010)	2.34	2.37
Projected Population in Households (2010)	6,740	4,083,606
Projected Number of Households (2010)	2,882	1,722,749
<b>Projections for the Year 2020</b>		
Projected Number of People per Household (2020)	2.31	2.3
Projected Population in Households (2020)	6,580	4,193,959
Projected Number of Households (2020)	2,845	1,825,059

These data are from the University of Louisville, State Data Center  
Additional information on population projections are available online at

<http://cbpa.louisville.edu/ksdc/>

**SEED (Social and Economic Education for Development)** is a program of the Kentucky Cooperative Extension Service at the University of Kentucky. Faculty draw on the resources of the Social and Natural Resources Information Laboratory and professional contacts at the University of Kentucky, other agencies, and community programs throughout the country. For more information contact your local Cooperative Extension office or Dr. Richard C. Maurer, SEED, 500 Garrigus Building, University of Kentucky, Lexington, KY 40546 or call (606) 257-7582.

*Educational programs of the Kentucky Cooperative Extension Service serves all people regardless of race, color, age, sex, religion, disability, or national origin.*

