



~ Entrepreneurship Update ~

Trigg County

Julie N. Zimmerman
Rural Sociology
Department of Community and Leadership Development
April, 2012



Rural entrepreneurship is sometimes called the ‘third leg’ of local economic development. While there is no single way to measure entrepreneurship, many rely on data for small firms to assess its breadth and depth. This issue of “Kentucky: By the Numbers” is based on a special series created for the **Kentucky Entrepreneurial Coaches Institute (KECI)**. To foster entrepreneurship, the KECI was formed to “encourage diversification of the economies in rural Kentucky.” More information is available at <http://www.uky.edu/Ag/CLD/KECI>.

The Kentucky: By the Numbers Data Series provides county profiles developed to support local decision making. The entire series is available at <http://www.ca.uky.edu/snarl>

	<u>County</u>	<u>State</u>
<u>County Business Patterns</u>		
Total number of establishments (with employees) (2009)	246	90,661
1 to 4 employees	131	45,385
5 to 9 employees	57	18,879
10 to 19 employees	31	12,751
20 to 49 employees	18	8,571
50 to 99 employees	6	2,739
100 or more employees	3	2,336
 Total number of establishments without employees (2006)	 990	 267,161
Total number of establishments without employees (2009)	920	265,757
<i>Percent change in number of establishments without employees (2006-2009)</i>	<i>-7.1%</i>	<i>-0.5%</i>

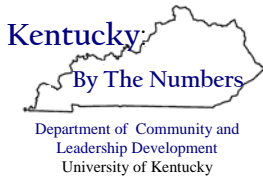
Bureau of Economic Analysis

Proprietors

Total employment (2009)	5,401	2,326,998
Proprietors (2009)	1,726	459,872
<i>Proprietors as a percent of total employment (2009)</i>	<i>32.0%</i>	<i>19.8%</i>

< Continued on back side >

< Continued from front side >



~ Entrepreneurship Update ~

Trigg County

Julie N. Zimmerman
Department of Community and Leadership Development
April, 2012

COOPERATIVE
EXTENSION
SERVICE



UNIVERSITY OF KENTUCKY
College of Agriculture

County State

Bureau of Economic Analysis (continued)

Total employment (1999)	4,829	2,271,250
Proprietors (1999)	1,094	394,649
<i>Proprietors as a percent of total employment (1999)</i>	<i>22.7%</i>	<i>17.4%</i>
<i>Percent change in total employment (1999-2009)</i>	<i>11.8%</i>	<i>2.5%</i>
<i>Percent change in proprietors (1999-2009)</i>	<i>57.8%</i>	<i>16.5%</i>

Statistics of U.S. Businesses

Initial Year Number of Establishments (2007-2008)	229	86,264
Net Change in Number of Establishments (2007-2008)	-1	-621
Number of Establishment Births (2007-2008)	18	7,789
Number of Establishment Deaths (2007-2008)	19	8,410
Number of Establishment Expansions (2007-2008)	52	23,248
Number of Establishment Contractions (2007-2008)	69	24,400

These data are from:

County Business Patterns: <http://www.census.gov/econ/cbp/index.html>

Bureau of Economic Analysis: <http://www.bea.gov/regional/index.htm>

Statistics of U.S. Businesses: <http://www.census.gov/csd/susb/susb.htm>

Kentucky: By The Numbers is a program in the Department of Community and Leadership Development and the Kentucky Cooperative Extension Service at the University of Kentucky. For more information contact your local Cooperative Extension office or Dr. Julie N. Zimmerman, Department of Community and Leadership Development, 500 Garrigus Building, University of Kentucky, Lexington, KY 40546-0215. email: jzimm@email.uky.edu.

Educational programs of the Kentucky Cooperative Extension Service serve all people regardless of race, color, age, sex, religion, disability, or national origin.
UNIVERSITY OF KENTUCKY, KENTUCKY STATE UNIVERSITY, U.S. DEPARTMENT OF AGRICULTURE, AND KENTUCKY COUNTIES, COOPERATING
An Equal Opportunity University

~ Entrepreneurship Update ~

Trimble County

Julie N. Zimmerman
Rural Sociology
Department of Community and Leadership Development
April, 2012

Rural entrepreneurship is sometimes called the ‘third leg’ of local economic development. While there is no single way to measure entrepreneurship, many rely on data for small firms to assess its breadth and depth. This issue of “Kentucky: By the Numbers” is based on a special series created for the **Kentucky Entrepreneurial Coaches Institute (KECI)**. To foster entrepreneurship, the KECI was formed to “encourage diversification of the economies in rural Kentucky.” More information is available at <http://www.uky.edu/Ag/CLD/KECI>.

The Kentucky: By the Numbers Data Series provides county profiles developed to support local decision making. The entire series is available at <http://www.ca.uky.edu/snarl>

	<u>County</u>	<u>State</u>
<u>County Business Patterns</u>		
Total number of establishments (with employees) (2009)	77	90,661
1 to 4 employees	49	45,385
5 to 9 employees	14	18,879
10 to 19 employees	7	12,751
20 to 49 employees	4	8,571
50 to 99 employees	2	2,739
100 or more employees	1	2,336
 Total number of establishments without employees (2006)	 601	 267,161
Total number of establishments without employees (2009)	512	265,757
<i>Percent change in number of establishments without employees (2006-2009)</i>	<i>-14.8%</i>	<i>-0.5%</i>

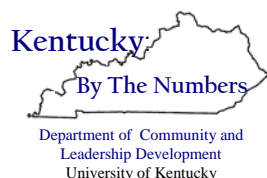
Bureau of Economic Analysis

Proprietors

Total employment (2009)	4,525	2,326,998
Proprietors (2009)	897	459,872
<i>Proprietors as a percent of total employment (2009)</i>	<i>19.8%</i>	<i>19.8%</i>

< Continued on back side >

< Continued from front side >



~ Entrepreneurship Update ~

Trimble County

Julie N. Zimmerman
Department of Community and Leadership Development
April, 2012

COOPERATIVE
EXTENSION
SERVICE



UNIVERSITY OF KENTUCKY
College of Agriculture

County State

Bureau of Economic Analysis (continued)

Total employment (1999)	2,165	2,271,250
Proprietors (1999)	1,208	394,649
<i>Proprietors as a percent of total employment (1999)</i>	<i>55.8%</i>	<i>17.4%</i>
<i>Percent change in total employment (1999-2009)</i>	<i>109.0%</i>	<i>2.5%</i>
<i>Percent change in proprietors (1999-2009)</i>	<i>-25.7%</i>	<i>16.5%</i>

Statistics of U.S. Businesses

Initial Year Number of Establishments (2007-2008)	74	86,264
Net Change in Number of Establishments (2007-2008)	-2	-621
Number of Establishment Births (2007-2008)	5	7,789
Number of Establishment Deaths (2007-2008)	7	8,410
Number of Establishment Expansions (2007-2008)	21	23,248
Number of Establishment Contractions (2007-2008)	15	24,400

These data are from:


County Business Patterns: <http://www.census.gov/econ/cbp/index.html>

Bureau of Economic Analysis: <http://www.bea.gov/regional/index.htm>

Statistics of U.S. Businesses: <http://www.census.gov/csd/susb/susb.htm>

Kentucky: By The Numbers is a program in the Department of Community and Leadership Development and the Kentucky Cooperative Extension Service at the University of Kentucky. For more information contact your local Cooperative Extension office or Dr. Julie N. Zimmerman, Department of Community and Leadership Development, 500 Garrigus Building, University of Kentucky, Lexington, KY 40546-0215. email: jzimm@email.uky.edu.

Educational programs of the Kentucky Cooperative Extension Service serve all people regardless of race, color, age, sex, religion, disability, or national origin.
UNIVERSITY OF KENTUCKY, KENTUCKY STATE UNIVERSITY, U.S. DEPARTMENT OF AGRICULTURE, AND KENTUCKY COUNTIES, COOPERATING
An Equal Opportunity University



~ Entrepreneurship Update ~

Union County

Julie N. Zimmerman
Rural Sociology
Department of Community and Leadership Development
April, 2012



Rural entrepreneurship is sometimes called the ‘third leg’ of local economic development. While there is no single way to measure entrepreneurship, many rely on data for small firms to assess its breadth and depth. This issue of “Kentucky: By the Numbers” is based on a special series created for the **Kentucky Entrepreneurial Coaches Institute (KECI)**. To foster entrepreneurship, the KECI was formed to “encourage diversification of the economies in rural Kentucky.” More information is available at <http://www.uky.edu/Ag/CLD/KECI>.

The Kentucky: By the Numbers Data Series provides county profiles developed to support local decision making. The entire series is available at <http://www.ca.uky.edu/snarl>

	<u>County</u>	<u>State</u>
<u>County Business Patterns</u>		
Total number of establishments (with employees) (2009)	294	90,661
1 to 4 employees	143	45,385
5 to 9 employees	74	18,879
10 to 19 employees	41	12,751
20 to 49 employees	22	8,571
50 to 99 employees	6	2,739
100 or more employees	8	2,336
 Total number of establishments without employees (2006)	 777	 267,161
Total number of establishments without employees (2009)	725	265,757
<i>Percent change in number of establishments without employees (2006-2009)</i>	<i>-6.7%</i>	<i>-0.5%</i>

Bureau of Economic Analysis

Proprietors

Total employment (2009)	7,776	2,326,998
Proprietors (2009)	1,706	459,872
<i>Proprietors as a percent of total employment (2009)</i>	<i>21.9%</i>	<i>19.8%</i>

< Continued on back side >

< Continued from front side >



~ Entrepreneurship Update ~

Union County

Julie N. Zimmerman
Department of Community and Leadership Development
April, 2012

COOPERATIVE
EXTENSION
SERVICE



UNIVERSITY OF KENTUCKY
College of Agriculture

County State

Bureau of Economic Analysis (continued)

Total employment (1999)	7,993	2,271,250
Proprietors (1999)	1,642	394,649
<i>Proprietors as a percent of total employment (1999)</i>	<i>20.5%</i>	<i>17.4%</i>
<i>Percent change in total employment (1999-2009)</i>	<i>-2.7%</i>	<i>2.5%</i>
<i>Percent change in proprietors (1999-2009)</i>	<i>3.9%</i>	<i>16.5%</i>

Statistics of U.S. Businesses

Initial Year Number of Establishments (2007-2008)	271	86,264
Net Change in Number of Establishments (2007-2008)	-4	-621
Number of Establishment Births (2007-2008)	20	7,789
Number of Establishment Deaths (2007-2008)	24	8,410
Number of Establishment Expansions (2007-2008)	79	23,248
Number of Establishment Contractions (2007-2008)	77	24,400

These data are from:

County Business Patterns: <http://www.census.gov/econ/cbp/index.html>

Bureau of Economic Analysis: <http://www.bea.gov/regional/index.htm>

Statistics of U.S. Businesses: <http://www.census.gov/csd/susb/susb.htm>

Kentucky: By The Numbers is a program in the Department of Community and Leadership Development and the Kentucky Cooperative Extension Service at the University of Kentucky. For more information contact your local Cooperative Extension office or Dr. Julie N. Zimmerman, Department of Community and Leadership Development, 500 Garrigus Building, University of Kentucky, Lexington, KY 40546-0215. email: jzimm@email.uky.edu.

Educational programs of the Kentucky Cooperative Extension Service serve all people regardless of race, color, age, sex, religion, disability, or national origin.
UNIVERSITY OF KENTUCKY, KENTUCKY STATE UNIVERSITY, U.S. DEPARTMENT OF AGRICULTURE, AND KENTUCKY COUNTIES, COOPERATING
An Equal Opportunity University

~ Entrepreneurship Update ~

Warren County

Julie N. Zimmerman
Rural Sociology
Department of Community and Leadership Development
April, 2012

Rural entrepreneurship is sometimes called the ‘third leg’ of local economic development. While there is no single way to measure entrepreneurship, many rely on data for small firms to assess its breadth and depth. This issue of “Kentucky: By the Numbers” is based on a special series created for the **Kentucky Entrepreneurial Coaches Institute (KECI)**. To foster entrepreneurship, the KECI was formed to “encourage diversification of the economies in rural Kentucky.” More information is available at <http://www.uky.edu/Ag/CLD/KECI>.

The Kentucky: By the Numbers Data Series provides county profiles developed to support local decision making. The entire series is available at <http://www.ca.uky.edu/snarl>

	<u>County</u>	<u>State</u>
<u>County Business Patterns</u>		
Total number of establishments (with employees) (2009)	2,638	90,661
1 to 4 employees	1,199	45,385
5 to 9 employees	563	18,879
10 to 19 employees	418	12,751
20 to 49 employees	298	8,571
50 to 99 employees	87	2,739
100 or more employees	73	2,336
Total number of establishments without employees (2006)	7,492	267,161
Total number of establishments without employees (2009)	7,722	265,757
<i>Percent change in number of establishments without employees (2006-2009)</i>	3.1%	-0.5%

Bureau of Economic Analysis

Proprietors

Total employment (2009)	68,289	2,326,998
Proprietors (2009)	10,155	459,872
<i>Proprietors as a percent of total employment (2009)</i>	14.9%	19.8%

< Continued on back side >

< Continued from front side >



~ Entrepreneurship Update ~

Warren County

Julie N. Zimmerman
Department of Community and Leadership Development
April, 2012

COOPERATIVE
EXTENSION
SERVICE



UNIVERSITY OF KENTUCKY
College of Agriculture

County State

Bureau of Economic Analysis (continued)

Total employment (1999)	60,298	2,271,250
Proprietors (1999)	8,324	394,649
<i>Proprietors as a percent of total employment (1999)</i>	<i>13.8%</i>	<i>17.4%</i>
<i>Percent change in total employment (1999-2009)</i>	<i>13.3%</i>	<i>2.5%</i>
<i>Percent change in proprietors (1999-2009)</i>	<i>22.0%</i>	<i>16.5%</i>

Statistics of U.S. Businesses

Initial Year Number of Establishments (2007-2008)	2,562	86,264
Net Change in Number of Establishments (2007-2008)	-18	-621
Number of Establishment Births (2007-2008)	216	7,789
Number of Establishment Deaths (2007-2008)	234	8,410
Number of Establishment Expansions (2007-2008)	712	23,248
Number of Establishment Contractions (2007-2008)	801	24,400

These data are from:

County Business Patterns: <http://www.census.gov/econ/cbp/index.html>

Bureau of Economic Analysis: <http://www.bea.gov/regional/index.htm>

Statistics of U.S. Businesses: <http://www.census.gov/csd/susb/susb.htm>

Kentucky: By The Numbers is a program in the Department of Community and Leadership Development and the Kentucky Cooperative Extension Service at the University of Kentucky. For more information contact your local Cooperative Extension office or Dr. Julie N. Zimmerman, Department of Community and Leadership Development, 500 Garrigus Building, University of Kentucky, Lexington, KY 40546-0215. email: jzimm@email.uky.edu.

Educational programs of the Kentucky Cooperative Extension Service serve all people regardless of race, color, age, sex, religion, disability, or national origin.
UNIVERSITY OF KENTUCKY, KENTUCKY STATE UNIVERSITY, U.S. DEPARTMENT OF AGRICULTURE, AND KENTUCKY COUNTIES, COOPERATING
An Equal Opportunity University



~ Entrepreneurship Update ~

Washington County



Julie N. Zimmerman
Rural Sociology
Department of Community and Leadership Development
April, 2012

Rural entrepreneurship is sometimes called the ‘third leg’ of local economic development. While there is no single way to measure entrepreneurship, many rely on data for small firms to assess its breadth and depth. This issue of “Kentucky: By the Numbers” is based on a special series created for the **Kentucky Entrepreneurial Coaches Institute (KECI)**. To foster entrepreneurship, the KECI was formed to “encourage diversification of the economies in rural Kentucky.” More information is available at <http://www.uky.edu/Ag/CLD/KECI>.

The Kentucky: By the Numbers Data Series provides county profiles developed to support local decision making. The entire series is available at <http://www.ca.uky.edu/snarl>

	<u>County</u>	<u>State</u>
<u>County Business Patterns</u>		
Total number of establishments (with employees) (2009)	243	90,661
1 to 4 employees	146	45,385
5 to 9 employees	49	18,879
10 to 19 employees	20	12,751
20 to 49 employees	17	8,571
50 to 99 employees	8	2,739
100 or more employees	3	2,336
 Total number of establishments without employees (2006)	 737	 267,161
Total number of establishments without employees (2009)	707	265,757
<i>Percent change in number of establishments without employees (2006-2009)</i>	<i>-4.1%</i>	<i>-0.5%</i>

Bureau of Economic Analysis

Proprietors

Total employment (2009)	5,051	2,326,998
Proprietors (2009)	1,897	459,872
<i>Proprietors as a percent of total employment (2009)</i>	<i>37.6%</i>	<i>19.8%</i>

< Continued on back side >

< Continued from front side >



~ Entrepreneurship Update ~

Washington County

Julie N. Zimmerman
Department of Community and Leadership Development
April, 2012

COOPERATIVE
EXTENSION
SERVICE



UNIVERSITY OF KENTUCKY
College of Agriculture

	<u>County</u>	<u>State</u>
--	---------------	--------------

Bureau of Economic Analysis (continued)

Total employment (1999)	5,254	2,271,250
Proprietors (1999)	1,882	394,649
<i>Proprietors as a percent of total employment (1999)</i>	<i>35.8%</i>	<i>17.4%</i>
<i>Percent change in total employment (1999-2009)</i>	<i>-3.9%</i>	<i>2.5%</i>
<i>Percent change in proprietors (1999-2009)</i>	<i>0.8%</i>	<i>16.5%</i>

Statistics of U.S. Businesses

Initial Year Number of Establishments (2007-2008)	228	86,264
Net Change in Number of Establishments (2007-2008)	2	-621
Number of Establishment Births (2007-2008)	17	7,789
Number of Establishment Deaths (2007-2008)	15	8,410
Number of Establishment Expansions (2007-2008)	59	23,248
Number of Establishment Contractions (2007-2008)	62	24,400

These data are from:


County Business Patterns: <http://www.census.gov/econ/cbp/index.html>

Bureau of Economic Analysis: <http://www.bea.gov/regional/index.htm>

Statistics of U.S. Businesses: <http://www.census.gov/csd/susb/susb.htm>

Kentucky: By The Numbers is a program in the Department of Community and Leadership Development and the Kentucky Cooperative Extension Service at the University of Kentucky. For more information contact your local Cooperative Extension office or Dr. Julie N. Zimmerman, Department of Community and Leadership Development, 500 Garrigus Building, University of Kentucky, Lexington, KY 40546-0215. email: jzimm@email.uky.edu.

Educational programs of the Kentucky Cooperative Extension Service serve all people regardless of race, color, age, sex, religion, disability, or national origin.
UNIVERSITY OF KENTUCKY, KENTUCKY STATE UNIVERSITY, U.S. DEPARTMENT OF AGRICULTURE, AND KENTUCKY COUNTIES, COOPERATING
An Equal Opportunity University



~ Entrepreneurship Update ~

Wayne County

Julie N. Zimmerman
Rural Sociology
Department of Community and Leadership Development
April, 2012



Rural entrepreneurship is sometimes called the ‘third leg’ of local economic development. While there is no single way to measure entrepreneurship, many rely on data for small firms to assess its breadth and depth. This issue of “Kentucky: By the Numbers” is based on a special series created for the **Kentucky Entrepreneurial Coaches Institute (KECI)**. To foster entrepreneurship, the KECI was formed to “encourage diversification of the economies in rural Kentucky.” More information is available at <http://www.uky.edu/Ag/CLD/KECI>.

The Kentucky: By the Numbers Data Series provides county profiles developed to support local decision making. The entire series is available at <http://www.ca.uky.edu/snarl>

	<u>County</u>	<u>State</u>
<u>County Business Patterns</u>		
Total number of establishments (with employees) (2009)	326	90,661
1 to 4 employees	188	45,385
5 to 9 employees	68	18,879
10 to 19 employees	38	12,751
20 to 49 employees	19	8,571
50 to 99 employees	7	2,739
100 or more employees	6	2,336
Total number of establishments without employees (2006)	1,230	267,161
Total number of establishments without employees (2009)	1,192	265,757
<i>Percent change in number of establishments without employees (2006-2009)</i>	-3.1%	-0.5%

Bureau of Economic Analysis

Proprietors

Total employment (2009)	7,541	2,326,998
Proprietors (2009)	1,762	459,872
<i>Proprietors as a percent of total employment (2009)</i>	23.4%	19.8%

< Continued on back side >

< Continued from front side >



~ Entrepreneurship Update ~

Wayne County

Julie N. Zimmerman
Department of Community and Leadership Development
April, 2012



County State

Bureau of Economic Analysis (continued)

Total employment (1999)	8,276	2,271,250
Proprietors (1999)	2,068	394,649
<i>Proprietors as a percent of total employment (1999)</i>	<i>25.0%</i>	<i>17.4%</i>
<i>Percent change in total employment (1999-2009)</i>	<i>-8.9%</i>	<i>2.5%</i>
<i>Percent change in proprietors (1999-2009)</i>	<i>-14.8%</i>	<i>16.5%</i>

Statistics of U.S. Businesses

Initial Year Number of Establishments (2007-2008)	312	86,264
Net Change in Number of Establishments (2007-2008)	-5	-621
Number of Establishment Births (2007-2008)	26	7,789
Number of Establishment Deaths (2007-2008)	31	8,410
Number of Establishment Expansions (2007-2008)	80	23,248
Number of Establishment Contractions (2007-2008)	86	24,400

These data are from:


County Business Patterns: <http://www.census.gov/econ/cbp/index.html>

Bureau of Economic Analysis: <http://www.bea.gov/regional/index.htm>

Statistics of U.S. Businesses: <http://www.census.gov/csd/susb/susb.htm>

Kentucky: By The Numbers is a program in the Department of Community and Leadership Development and the Kentucky Cooperative Extension Service at the University of Kentucky. For more information contact your local Cooperative Extension office or Dr. Julie N. Zimmerman, Department of Community and Leadership Development, 500 Garrigus Building, University of Kentucky, Lexington, KY 40546-0215. email: jzimm@email.uky.edu.

Educational programs of the Kentucky Cooperative Extension Service serve all people regardless of race, color, age, sex, religion, disability, or national origin.
UNIVERSITY OF KENTUCKY, KENTUCKY STATE UNIVERSITY, U.S. DEPARTMENT OF AGRICULTURE, AND KENTUCKY COUNTIES, COOPERATING
An Equal Opportunity University



~ Entrepreneurship Update ~

Webster County



Julie N. Zimmerman
Rural Sociology
Department of Community and Leadership Development
April, 2012

Rural entrepreneurship is sometimes called the ‘third leg’ of local economic development. While there is no single way to measure entrepreneurship, many rely on data for small firms to assess its breadth and depth. This issue of “Kentucky: By the Numbers” is based on a special series created for the **Kentucky Entrepreneurial Coaches Institute (KECI)**. To foster entrepreneurship, the KECI was formed to “encourage diversification of the economies in rural Kentucky.” More information is available at <http://www.uky.edu/Ag/CLD/KECI>.

The Kentucky: By the Numbers Data Series provides county profiles developed to support local decision making. The entire series is available at <http://www.ca.uky.edu/snarl>

	<u>County</u>	<u>State</u>
<u>County Business Patterns</u>		
Total number of establishments (with employees) (2009)	235	90,661
1 to 4 employees	124	45,385
5 to 9 employees	51	18,879
10 to 19 employees	36	12,751
20 to 49 employees	19	8,571
50 to 99 employees	2	2,739
100 or more employees	3	2,336
 Total number of establishments without employees (2006)	 713	 267,161
Total number of establishments without employees (2009)	710	265,757
<i>Percent change in number of establishments without employees (2006-2009)</i>	<i>-0.4%</i>	<i>-0.5%</i>

Bureau of Economic Analysis

Proprietors

Total employment (2009)	5,017	2,326,998
Proprietors (2009)	1,342	459,872
<i>Proprietors as a percent of total employment (2009)</i>	<i>26.7%</i>	<i>19.8%</i>

< Continued on back side >

< Continued from front side >



~ Entrepreneurship Update ~

Webster County

Julie N. Zimmerman
Department of Community and Leadership Development
April, 2012

COOPERATIVE
EXTENSION
SERVICE



UNIVERSITY OF KENTUCKY
College of Agriculture

	<u>County</u>	<u>State</u>
--	---------------	--------------

Bureau of Economic Analysis (continued)

Total employment (1999)	5,872	2,271,250
Proprietors (1999)	1,335	394,649
<i>Proprietors as a percent of total employment (1999)</i>	<i>22.7%</i>	<i>17.4%</i>
<i>Percent change in total employment (1999-2009)</i>	<i>-14.6%</i>	<i>2.5%</i>
<i>Percent change in proprietors (1999-2009)</i>	<i>0.5%</i>	<i>16.5%</i>

Statistics of U.S. Businesses

Initial Year Number of Establishments (2007-2008)	232	86,264
Net Change in Number of Establishments (2007-2008)	-1	-621
Number of Establishment Births (2007-2008)	22	7,789
Number of Establishment Deaths (2007-2008)	23	8,410
Number of Establishment Expansions (2007-2008)	61	23,248
Number of Establishment Contractions (2007-2008)	71	24,400

These data are from:


County Business Patterns: <http://www.census.gov/econ/cbp/index.html>

Bureau of Economic Analysis: <http://www.bea.gov/regional/index.htm>

Statistics of U.S. Businesses: <http://www.census.gov/csd/susb/susb.htm>

Kentucky: By The Numbers is a program in the Department of Community and Leadership Development and the Kentucky Cooperative Extension Service at the University of Kentucky. For more information contact your local Cooperative Extension office or Dr. Julie N. Zimmerman, Department of Community and Leadership Development, 500 Garrigus Building, University of Kentucky, Lexington, KY 40546-0215. email: jzimm@email.uky.edu.

Educational programs of the Kentucky Cooperative Extension Service serve all people regardless of race, color, age, sex, religion, disability, or national origin.
UNIVERSITY OF KENTUCKY, KENTUCKY STATE UNIVERSITY, U.S. DEPARTMENT OF AGRICULTURE, AND KENTUCKY COUNTIES, COOPERATING
An Equal Opportunity University



~ Entrepreneurship Update ~

Whitley County

Julie N. Zimmerman
Rural Sociology
Department of Community and Leadership Development
April, 2012



Rural entrepreneurship is sometimes called the ‘third leg’ of local economic development. While there is no single way to measure entrepreneurship, many rely on data for small firms to assess its breadth and depth. This issue of “Kentucky: By the Numbers” is based on a special series created for the **Kentucky Entrepreneurial Coaches Institute (KECI)**. To foster entrepreneurship, the KECI was formed to “encourage diversification of the economies in rural Kentucky.” More information is available at <http://www.uky.edu/Ag/CLD/KECI>.

The Kentucky: By the Numbers Data Series provides county profiles developed to support local decision making. The entire series is available at <http://www.ca.uky.edu/snarl>

	<u>County</u>	<u>State</u>
<u>County Business Patterns</u>		
Total number of establishments (with employees) (2009)	674	90,661
1 to 4 employees	338	45,385
5 to 9 employees	147	18,879
10 to 19 employees	104	12,751
20 to 49 employees	58	8,571
50 to 99 employees	8	2,739
100 or more employees	19	2,336
 Total number of establishments without employees (2006)	 2,422	 267,161
Total number of establishments without employees (2009)	2,303	265,757
<i>Percent change in number of establishments without employees (2006-2009)</i>	<i>-4.9%</i>	<i>-0.5%</i>

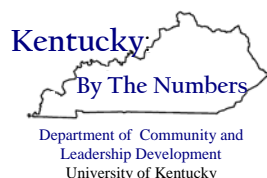
Bureau of Economic Analysis

Proprietors

Total employment (2009)	14,880	2,326,998
Proprietors (2009)	2,033	459,872
<i>Proprietors as a percent of total employment (2009)</i>	<i>13.7%</i>	<i>19.8%</i>

< Continued on back side >

< Continued from front side >



~ Entrepreneurship Update ~

Whitley County

Julie N. Zimmerman
Department of Community and Leadership Development
April, 2012

COOPERATIVE
EXTENSION
SERVICE



UNIVERSITY OF KENTUCKY
College of Agriculture

County State

Bureau of Economic Analysis (continued)

Total employment (1999)	15,528	2,271,250
Proprietors (1999)	2,343	394,649
<i>Proprietors as a percent of total employment (1999)</i>	<i>15.1%</i>	<i>17.4%</i>
<i>Percent change in total employment (1999-2009)</i>	<i>-4.2%</i>	<i>2.5%</i>
<i>Percent change in proprietors (1999-2009)</i>	<i>-13.2%</i>	<i>16.5%</i>

Statistics of U.S. Businesses

Initial Year Number of Establishments (2007-2008)	660	86,264
Net Change in Number of Establishments (2007-2008)	-12	-621
Number of Establishment Births (2007-2008)	51	7,789
Number of Establishment Deaths (2007-2008)	63	8,410
Number of Establishment Expansions (2007-2008)	166	23,248
Number of Establishment Contractions (2007-2008)	188	24,400

These data are from:

County Business Patterns: <http://www.census.gov/econ/cbp/index.html>

Bureau of Economic Analysis: <http://www.bea.gov/regional/index.htm>

Statistics of U.S. Businesses: <http://www.census.gov/csd/susb/susb.htm>

Kentucky: By The Numbers is a program in the Department of Community and Leadership Development and the Kentucky Cooperative Extension Service at the University of Kentucky. For more information contact your local Cooperative Extension office or Dr. Julie N. Zimmerman, Department of Community and Leadership Development, 500 Garrigus Building, University of Kentucky, Lexington, KY 40546-0215. email: jzimm@email.uky.edu.

Educational programs of the Kentucky Cooperative Extension Service serve all people regardless of race, color, age, sex, religion, disability, or national origin.
UNIVERSITY OF KENTUCKY, KENTUCKY STATE UNIVERSITY, U.S. DEPARTMENT OF AGRICULTURE, AND KENTUCKY COUNTIES, COOPERATING
An Equal Opportunity University



~ Entrepreneurship Update ~

Wolfe County



Julie N. Zimmerman
Rural Sociology
Department of Community and Leadership Development
April, 2012

Rural entrepreneurship is sometimes called the ‘third leg’ of local economic development. While there is no single way to measure entrepreneurship, many rely on data for small firms to assess its breadth and depth. This issue of “Kentucky: By the Numbers” is based on a special series created for the **Kentucky Entrepreneurial Coaches Institute (KECI)**. To foster entrepreneurship, the KECI was formed to “encourage diversification of the economies in rural Kentucky.” More information is available at <http://www.uky.edu/Ag/CLD/KECI>.

The Kentucky: By the Numbers Data Series provides county profiles developed to support local decision making. The entire series is available at <http://www.ca.uky.edu/snarl>

	<u>County</u>	<u>State</u>
<u>County Business Patterns</u>		
Total number of establishments (with employees) (2009)	81	90,661
1 to 4 employees	47	45,385
5 to 9 employees	17	18,879
10 to 19 employees	11	12,751
20 to 49 employees	4	8,571
50 to 99 employees	1	2,739
100 or more employees	1	2,336
 Total number of establishments without employees (2006)	 478	 267,161
Total number of establishments without employees (2009)	454	265,757
<i>Percent change in number of establishments without employees (2006-2009)</i>	 -5.0%	 -0.5%

Bureau of Economic Analysis

Proprietors

Total employment (2009)	2,082	2,326,998
Proprietors (2009)	803	459,872
<i>Proprietors as a percent of total employment (2009)</i>	38.6%	19.8%

< Continued on back side >

< Continued from front side >



~ Entrepreneurship Update ~

Wolfe County

Julie N. Zimmerman
Department of Community and Leadership Development
April, 2012

COOPERATIVE
EXTENSION
SERVICE



UNIVERSITY OF KENTUCKY
College of Agriculture

	<u>County</u>	<u>State</u>
--	---------------	--------------

Bureau of Economic Analysis (continued)

Total employment (1999)	2,522	2,271,250
Proprietors (1999)	924	394,649
<i>Proprietors as a percent of total employment (1999)</i>	<i>36.6%</i>	<i>17.4%</i>
<i>Percent change in total employment (1999-2009)</i>	<i>-17.4%</i>	<i>2.5%</i>
<i>Percent change in proprietors (1999-2009)</i>	<i>-13.1%</i>	<i>16.5%</i>

Statistics of U.S. Businesses

Initial Year Number of Establishments (2007-2008)	77	86,264
Net Change in Number of Establishments (2007-2008)	-6	-621
Number of Establishment Births (2007-2008)	10	7,789
Number of Establishment Deaths (2007-2008)	16	8,410
Number of Establishment Expansions (2007-2008)	16	23,248
Number of Establishment Contractions (2007-2008)	24	24,400

These data are from:

County Business Patterns: <http://www.census.gov/econ/cbp/index.html>

Bureau of Economic Analysis: <http://www.bea.gov/regional/index.htm>

Statistics of U.S. Businesses: <http://www.census.gov/csd/susb/susb.htm>

Kentucky: By The Numbers is a program in the Department of Community and Leadership Development and the Kentucky Cooperative Extension Service at the University of Kentucky. For more information contact your local Cooperative Extension office or Dr. Julie N. Zimmerman, Department of Community and Leadership Development, 500 Garrigus Building, University of Kentucky, Lexington, KY 40546-0215. email: jzimm@email.uky.edu.

Educational programs of the Kentucky Cooperative Extension Service serve all people regardless of race, color, age, sex, religion, disability, or national origin.
UNIVERSITY OF KENTUCKY, KENTUCKY STATE UNIVERSITY, U.S. DEPARTMENT OF AGRICULTURE, AND KENTUCKY COUNTIES, COOPERATING
An Equal Opportunity University

~ Entrepreneurship Update ~

Woodford County

Julie N. Zimmerman
Rural Sociology
Department of Community and Leadership Development
April, 2012

Rural entrepreneurship is sometimes called the ‘third leg’ of local economic development. While there is no single way to measure entrepreneurship, many rely on data for small firms to assess its breadth and depth. This issue of “Kentucky: By the Numbers” is based on a special series created for the **Kentucky Entrepreneurial Coaches Institute (KECI)**. To foster entrepreneurship, the KECI was formed to “encourage diversification of the economies in rural Kentucky.” More information is available at <http://www.uky.edu/Ag/CLD/KECI>.

The Kentucky: By the Numbers Data Series provides county profiles developed to support local decision making. The entire series is available at <http://www.ca.uky.edu/snarl>

	<u>County</u>	<u>State</u>
<u>County Business Patterns</u>		
Total number of establishments (with employees) (2009)	552	90,661
1 to 4 employees	305	45,385
5 to 9 employees	125	18,879
10 to 19 employees	64	12,751
20 to 49 employees	36	8,571
50 to 99 employees	9	2,739
100 or more employees	13	2,336
 Total number of establishments without employees (2006)	 2,012	 267,161
Total number of establishments without employees (2009)	2,023	265,757
<i>Percent change in number of establishments without employees (2006-2009)</i>	<i>0.5%</i>	<i>-0.5%</i>

Bureau of Economic Analysis

Proprietors

Total employment (2009)	14,664	2,326,998
Proprietors (2009)	3,571	459,872
<i>Proprietors as a percent of total employment (2009)</i>	<i>24.4%</i>	<i>19.8%</i>

< Continued on back side >

< Continued from front side >



~ Entrepreneurship Update ~

Woodford County

Julie N. Zimmerman
Department of Community and Leadership Development
April, 2012

COOPERATIVE
EXTENSION
SERVICE



UNIVERSITY OF KENTUCKY
College of Agriculture

County State

Bureau of Economic Analysis (continued)

Total employment (1999)	15,001	2,271,250
Proprietors (1999)	3,336	394,649
<i>Proprietors as a percent of total employment (1999)</i>	<i>22.2%</i>	<i>17.4%</i>
<i>Percent change in total employment (1999-2009)</i>	<i>-2.2%</i>	<i>2.5%</i>
<i>Percent change in proprietors (1999-2009)</i>	<i>7.0%</i>	<i>16.5%</i>

Statistics of U.S. Businesses

Initial Year Number of Establishments (2007-2008)	500	86,264
Net Change in Number of Establishments (2007-2008)	-1	-621
Number of Establishment Births (2007-2008)	49	7,789
Number of Establishment Deaths (2007-2008)	50	8,410
Number of Establishment Expansions (2007-2008)	122	23,248
Number of Establishment Contractions (2007-2008)	150	24,400

These data are from:

County Business Patterns: <http://www.census.gov/econ/cbp/index.html>

Bureau of Economic Analysis: <http://www.bea.gov/regional/index.htm>

Statistics of U.S. Businesses: <http://www.census.gov/csd/susb/susb.htm>

Kentucky: By The Numbers is a program in the Department of Community and Leadership Development and the Kentucky Cooperative Extension Service at the University of Kentucky. For more information contact your local Cooperative Extension office or Dr. Julie N. Zimmerman, Department of Community and Leadership Development, 500 Garrigus Building, University of Kentucky, Lexington, KY 40546-0215. email: jzimm@email.uky.edu.

Educational programs of the Kentucky Cooperative Extension Service serve all people regardless of race, color, age, sex, religion, disability, or national origin.
UNIVERSITY OF KENTUCKY, KENTUCKY STATE UNIVERSITY, U.S. DEPARTMENT OF AGRICULTURE, AND KENTUCKY COUNTIES, COOPERATING
An Equal Opportunity University