



~ Entrepreneurship Update ~

Robertson County

Julie N. Zimmerman
Rural Sociology
Department of Community and Leadership Development
April, 2012



Rural entrepreneurship is sometimes called the ‘third leg’ of local economic development. While there is no single way to measure entrepreneurship, many rely on data for small firms to assess its breadth and depth. This issue of “Kentucky: By the Numbers” is based on a special series created for the **Kentucky Entrepreneurial Coaches Institute (KECI)**. To foster entrepreneurship, the KECI was formed to “encourage diversification of the economies in rural Kentucky.” More information is available at <http://www.uky.edu/Ag/CLD/KECI>.

The Kentucky: By the Numbers Data Series provides county profiles developed to support local decision making. The entire series is available at <http://www.ca.uky.edu/snarl>

	<u>County</u>	<u>State</u>
<u>County Business Patterns</u>		
Total number of establishments (with employees) (2009)	25	90,661
1 to 4 employees	18	45,385
5 to 9 employees	5	18,879
10 to 19 employees	n/a	12,751
20 to 49 employees	1	8,571
50 to 99 employees	1	2,739
100 or more employees	n/a	2,336
Total number of establishments without employees (2006)	117	267,161
Total number of establishments without employees (2009)	128	265,757
<i>Percent change in number of establishments without employees (2006-2009)</i>	<i>9.4%</i>	<i>-0.5%</i>

Bureau of Economic Analysis

Proprietors

Total employment (2009)	817	2,326,998
Proprietors (2009)	436	459,872
<i>Proprietors as a percent of total employment (2009)</i>	<i>53.4%</i>	<i>19.8%</i>

< Continued on back side >

< Continued from front side >



~ Entrepreneurship Update ~

Robertson County

Julie N. Zimmerman
Department of Community and Leadership Development
April, 2012



County State

Bureau of Economic Analysis (continued)

Total employment (1999)	851	2,271,250
Proprietors (1999)	421	394,649
<i>Proprietors as a percent of total employment (1999)</i>	<i>49.5%</i>	<i>17.4%</i>
<i>Percent change in total employment (1999-2009)</i>	<i>-4.0%</i>	<i>2.5%</i>
<i>Percent change in proprietors (1999-2009)</i>	<i>3.6%</i>	<i>16.5%</i>

Statistics of U.S. Businesses

Initial Year Number of Establishments (2007-2008)	23	86,264
Net Change in Number of Establishments (2007-2008)	0	-621
Number of Establishment Births (2007-2008)	1	7,789
Number of Establishment Deaths (2007-2008)	1	8,410
Number of Establishment Expansions (2007-2008)	1	23,248
Number of Establishment Contractions (2007-2008)	6	24,400

These data are from:


County Business Patterns: <http://www.census.gov/econ/cbp/index.html>

Bureau of Economic Analysis: <http://www.bea.gov/regional/index.htm>

Statistics of U.S. Businesses: <http://www.census.gov/csd/susb/susb.htm>

Kentucky: By The Numbers is a program in the Department of Community and Leadership Development and the Kentucky Cooperative Extension Service at the University of Kentucky. For more information contact your local Cooperative Extension office or Dr. Julie N. Zimmerman, Department of Community and Leadership Development, 500 Garrigus Building, University of Kentucky, Lexington, KY 40546-0215. email: jzimm@email.uky.edu.

Educational programs of the Kentucky Cooperative Extension Service serve all people regardless of race, color, age, sex, religion, disability, or national origin.
UNIVERSITY OF KENTUCKY, KENTUCKY STATE UNIVERSITY, U.S. DEPARTMENT OF AGRICULTURE, AND KENTUCKY COUNTIES, COOPERATING
An Equal Opportunity University



~ Entrepreneurship Update ~

Rockcastle County



Julie N. Zimmerman
Rural Sociology
Department of Community and Leadership Development
April, 2012

Rural entrepreneurship is sometimes called the ‘third leg’ of local economic development. While there is no single way to measure entrepreneurship, many rely on data for small firms to assess its breadth and depth. This issue of “Kentucky: By the Numbers” is based on a special series created for the **Kentucky Entrepreneurial Coaches Institute (KECI)**. To foster entrepreneurship, the KECI was formed to “encourage diversification of the economies in rural Kentucky.” More information is available at

<http://www.uky.edu/Ag/CLD/KECI>.

The Kentucky: By the Numbers Data Series provides county profiles developed to support local decision making. The entire series is available at <http://www.ca.uky.edu/snarl>

	<u>County</u>	<u>State</u>
<u>County Business Patterns</u>		
Total number of establishments (with employees) (2009)	233	90,661
1 to 4 employees	134	45,385
5 to 9 employees	49	18,879
10 to 19 employees	28	12,751
20 to 49 employees	14	8,571
50 to 99 employees	3	2,739
100 or more employees	5	2,336
 Total number of establishments without employees (2006)	 1,129	 267,161
Total number of establishments without employees (2009)	1,095	265,757
<i>Percent change in number of establishments without employees (2006-2009)</i>	 -3.0%	 -0.5%

Bureau of Economic Analysis

Proprietors

Total employment (2009)	5,281	2,326,998
Proprietors (2009)	1,670	459,872
<i>Proprietors as a percent of total employment (2009)</i>	31.6%	19.8%

< Continued on back side >

< Continued from front side >



~ Entrepreneurship Update ~

Rockcastle County

Julie N. Zimmerman
Department of Community and Leadership Development
April, 2012

COOPERATIVE
EXTENSION
SERVICE



UNIVERSITY OF KENTUCKY
College of Agriculture

County State

Bureau of Economic Analysis (continued)

Total employment (1999)	5,762	2,271,250
Proprietors (1999)	1,818	394,649
<i>Proprietors as a percent of total employment (1999)</i>	<i>31.6%</i>	<i>17.4%</i>
<i>Percent change in total employment (1999-2009)</i>	<i>-8.3%</i>	<i>2.5%</i>
<i>Percent change in proprietors (1999-2009)</i>	<i>-8.1%</i>	<i>16.5%</i>

Statistics of U.S. Businesses

Initial Year Number of Establishments (2007-2008)	214	86,264
Net Change in Number of Establishments (2007-2008)	6	-621
Number of Establishment Births (2007-2008)	25	7,789
Number of Establishment Deaths (2007-2008)	19	8,410
Number of Establishment Expansions (2007-2008)	58	23,248
Number of Establishment Contractions (2007-2008)	57	24,400

These data are from:


County Business Patterns: <http://www.census.gov/econ/cbp/index.html>

Bureau of Economic Analysis: <http://www.bea.gov/regional/index.htm>

Statistics of U.S. Businesses: <http://www.census.gov/csd/susb/susb.htm>

Kentucky: By The Numbers is a program in the Department of Community and Leadership Development and the Kentucky Cooperative Extension Service at the University of Kentucky. For more information contact your local Cooperative Extension office or Dr. Julie N. Zimmerman, Department of Community and Leadership Development, 500 Garrigus Building, University of Kentucky, Lexington, KY 40546-0215. email: jzimm@email.uky.edu.

Educational programs of the Kentucky Cooperative Extension Service serve all people regardless of race, color, age, sex, religion, disability, or national origin.
UNIVERSITY OF KENTUCKY, KENTUCKY STATE UNIVERSITY, U.S. DEPARTMENT OF AGRICULTURE, AND KENTUCKY COUNTIES, COOPERATING
An Equal Opportunity University



~ Entrepreneurship Update ~

Rowan County

Julie N. Zimmerman
Rural Sociology
Department of Community and Leadership Development
April, 2012



Rural entrepreneurship is sometimes called the ‘third leg’ of local economic development. While there is no single way to measure entrepreneurship, many rely on data for small firms to assess its breadth and depth. This issue of “Kentucky: By the Numbers” is based on a special series created for the **Kentucky Entrepreneurial Coaches Institute (KECI)**. To foster entrepreneurship, the KECI was formed to “encourage diversification of the economies in rural Kentucky.” More information is available at <http://www.uky.edu/Ag/CLD/KECI>.

The Kentucky: By the Numbers Data Series provides county profiles developed to support local decision making. The entire series is available at <http://www.ca.uky.edu/snarl>

	<u>County</u>	<u>State</u>
<u>County Business Patterns</u>		
Total number of establishments (with employees) (2009)	442	90,661
1 to 4 employees	200	45,385
5 to 9 employees	108	18,879
10 to 19 employees	79	12,751
20 to 49 employees	34	8,571
50 to 99 employees	11	2,739
100 or more employees	10	2,336
 Total number of establishments without employees (2006)	 1,385	 267,161
Total number of establishments without employees (2009)	1,361	265,757
<i>Percent change in number of establishments without employees (2006-2009)</i>	<i>-1.7%</i>	<i>-0.5%</i>

Bureau of Economic Analysis

Proprietors

Total employment (2009)	12,631	2,326,998
Proprietors (2009)	2,077	459,872
<i>Proprietors as a percent of total employment (2009)</i>	<i>16.4%</i>	<i>19.8%</i>

< Continued on back side >

< Continued from front side >



~ Entrepreneurship Update ~

Rowan County

Julie N. Zimmerman
Department of Community and Leadership Development
April, 2012

COOPERATIVE
EXTENSION
SERVICE



UNIVERSITY OF KENTUCKY
College of Agriculture

County State

Bureau of Economic Analysis (continued)

Total employment (1999)	11,446	2,271,250
Proprietors (1999)	2,095	394,649
<i>Proprietors as a percent of total employment (1999)</i>	<i>18.3%</i>	<i>17.4%</i>
<i>Percent change in total employment (1999-2009)</i>	<i>10.4%</i>	<i>2.5%</i>
<i>Percent change in proprietors (1999-2009)</i>	<i>-0.9%</i>	<i>16.5%</i>

Statistics of U.S. Businesses

Initial Year Number of Establishments (2007-2008)	444	86,264
Net Change in Number of Establishments (2007-2008)	3	-621
Number of Establishment Births (2007-2008)	52	7,789
Number of Establishment Deaths (2007-2008)	49	8,410
Number of Establishment Expansions (2007-2008)	114	23,248
Number of Establishment Contractions (2007-2008)	148	24,400

These data are from:


County Business Patterns: <http://www.census.gov/econ/cbp/index.html>

Bureau of Economic Analysis: <http://www.bea.gov/regional/index.htm>

Statistics of U.S. Businesses: <http://www.census.gov/csd/susb/susb.htm>

Kentucky: By The Numbers is a program in the Department of Community and Leadership Development and the Kentucky Cooperative Extension Service at the University of Kentucky. For more information contact your local Cooperative Extension office or Dr. Julie N. Zimmerman, Department of Community and Leadership Development, 500 Garrigus Building, University of Kentucky, Lexington, KY 40546-0215. email: jzimm@email.uky.edu.

Educational programs of the Kentucky Cooperative Extension Service serve all people regardless of race, color, age, sex, religion, disability, or national origin.
UNIVERSITY OF KENTUCKY, KENTUCKY STATE UNIVERSITY, U.S. DEPARTMENT OF AGRICULTURE, AND KENTUCKY COUNTIES, COOPERATING
An Equal Opportunity University



~ Entrepreneurship Update ~

Russell County

Julie N. Zimmerman
Rural Sociology
Department of Community and Leadership Development
April, 2012



Rural entrepreneurship is sometimes called the ‘third leg’ of local economic development. While there is no single way to measure entrepreneurship, many rely on data for small firms to assess its breadth and depth. This issue of “Kentucky: By the Numbers” is based on a special series created for the **Kentucky Entrepreneurial Coaches Institute (KECI)**. To foster entrepreneurship, the KECI was formed to “encourage diversification of the economies in rural Kentucky.” More information is available at <http://www.uky.edu/Ag/CLD/KECI>.

The Kentucky: By the Numbers Data Series provides county profiles developed to support local decision making. The entire series is available at <http://www.ca.uky.edu/snarl>

	<u>County</u>	<u>State</u>
<u>County Business Patterns</u>		
Total number of establishments (with employees) (2009)	365	90,661
1 to 4 employees	204	45,385
5 to 9 employees	75	18,879
10 to 19 employees	50	12,751
20 to 49 employees	21	8,571
50 to 99 employees	6	2,739
100 or more employees	9	2,336
 Total number of establishments without employees (2006)	 1,424	 267,161
Total number of establishments without employees (2009)	1,352	265,757
<i>Percent change in number of establishments without employees (2006-2009)</i>	<i>-5.1%</i>	<i>-0.5%</i>

Bureau of Economic Analysis

Proprietors

Total employment (2009)	8,705	2,326,998
Proprietors (2009)	2,281	459,872
<i>Proprietors as a percent of total employment (2009)</i>	<i>26.2%</i>	<i>19.8%</i>

< Continued on back side >

< Continued from front side >



~ Entrepreneurship Update ~

Russell County

Julie N. Zimmerman
Department of Community and Leadership Development
April, 2012

COOPERATIVE
EXTENSION
SERVICE



UNIVERSITY OF KENTUCKY
College of Agriculture

County State

Bureau of Economic Analysis (continued)

Total employment (1999)	8,138	2,271,250
Proprietors (1999)	2,168	394,649
<i>Proprietors as a percent of total employment (1999)</i>	26.6%	17.4%
<i>Percent change in total employment (1999-2009)</i>	7.0%	2.5%
<i>Percent change in proprietors (1999-2009)</i>	5.2%	16.5%

Statistics of U.S. Businesses

Initial Year Number of Establishments (2007-2008)	355	86,264
Net Change in Number of Establishments (2007-2008)	-2	-621
Number of Establishment Births (2007-2008)	25	7,789
Number of Establishment Deaths (2007-2008)	27	8,410
Number of Establishment Expansions (2007-2008)	88	23,248
Number of Establishment Contractions (2007-2008)	103	24,400

These data are from:

County Business Patterns: <http://www.census.gov/econ/cbp/index.html>

Bureau of Economic Analysis: <http://www.bea.gov/regional/index.htm>

Statistics of U.S. Businesses: <http://www.census.gov/csd/susb/susb.htm>

Kentucky: By The Numbers is a program in the Department of Community and Leadership Development and the Kentucky Cooperative Extension Service at the University of Kentucky. For more information contact your local Cooperative Extension office or Dr. Julie N. Zimmerman, Department of Community and Leadership Development, 500 Garrigus Building, University of Kentucky, Lexington, KY 40546-0215. email: jzimm@email.uky.edu.

Educational programs of the Kentucky Cooperative Extension Service serve all people regardless of race, color, age, sex, religion, disability, or national origin.
UNIVERSITY OF KENTUCKY, KENTUCKY STATE UNIVERSITY, U.S. DEPARTMENT OF AGRICULTURE, AND KENTUCKY COUNTIES, COOPERATING
An Equal Opportunity University



~ Entrepreneurship Update ~

Scott County

Julie N. Zimmerman
Rural Sociology
Department of Community and Leadership Development
April, 2012



Rural entrepreneurship is sometimes called the ‘third leg’ of local economic development. While there is no single way to measure entrepreneurship, many rely on data for small firms to assess its breadth and depth. This issue of “Kentucky: By the Numbers” is based on a special series created for the **Kentucky Entrepreneurial Coaches Institute (KECI)**. To foster entrepreneurship, the KECI was formed to “encourage diversification of the economies in rural Kentucky.” More information is available at <http://www.uky.edu/Ag/CLD/KECI>.

The Kentucky: By the Numbers Data Series provides county profiles developed to support local decision making. The entire series is available at <http://www.ca.uky.edu/snarl>

	<u>County</u>	<u>State</u>
<u>County Business Patterns</u>		
Total number of establishments (with employees) (2009)	849	90,661
1 to 4 employees	445	45,385
5 to 9 employees	186	18,879
10 to 19 employees	95	12,751
20 to 49 employees	74	8,571
50 to 99 employees	24	2,739
100 or more employees	25	2,336
Total number of establishments without employees (2006)	2,905	267,161
Total number of establishments without employees (2009)	3,035	265,757
<i>Percent change in number of establishments without employees (2006-2009)</i>	4.5%	-0.5%

Bureau of Economic Analysis

Proprietors

Total employment (2009)	27,430	2,326,998
Proprietors (2009)	5,017	459,872
<i>Proprietors as a percent of total employment (2009)</i>	18.3%	19.8%

< Continued on back side >

< Continued from front side >



~ Entrepreneurship Update ~

Scott County

Julie N. Zimmerman
Department of Community and Leadership Development
April, 2012

COOPERATIVE
EXTENSION
SERVICE



UNIVERSITY OF KENTUCKY
College of Agriculture

County State

Bureau of Economic Analysis (continued)

Total employment (1999)	27,497	2,271,250
Proprietors (1999)	3,593	394,649
<i>Proprietors as a percent of total employment (1999)</i>	<i>13.1%</i>	<i>17.4%</i>
<i>Percent change in total employment (1999-2009)</i>	<i>-0.2%</i>	<i>2.5%</i>
<i>Percent change in proprietors (1999-2009)</i>	<i>39.6%</i>	<i>16.5%</i>

Statistics of U.S. Businesses

Initial Year Number of Establishments (2007-2008)	776	86,264
Net Change in Number of Establishments (2007-2008)	11	-621
Number of Establishment Births (2007-2008)	92	7,789
Number of Establishment Deaths (2007-2008)	81	8,410
Number of Establishment Expansions (2007-2008)	213	23,248
Number of Establishment Contractions (2007-2008)	218	24,400

These data are from:


County Business Patterns: <http://www.census.gov/econ/cbp/index.html>

Bureau of Economic Analysis: <http://www.bea.gov/regional/index.htm>

Statistics of U.S. Businesses: <http://www.census.gov/csd/susb/susb.htm>

Kentucky: By The Numbers is a program in the Department of Community and Leadership Development and the Kentucky Cooperative Extension Service at the University of Kentucky. For more information contact your local Cooperative Extension office or Dr. Julie N. Zimmerman, Department of Community and Leadership Development, 500 Garrigus Building, University of Kentucky, Lexington, KY 40546-0215. email: jzimm@email.uky.edu.

Educational programs of the Kentucky Cooperative Extension Service serve all people regardless of race, color, age, sex, religion, disability, or national origin.
UNIVERSITY OF KENTUCKY, KENTUCKY STATE UNIVERSITY, U.S. DEPARTMENT OF AGRICULTURE, AND KENTUCKY COUNTIES, COOPERATING
An Equal Opportunity University



~ Entrepreneurship Update ~

Shelby County

Julie N. Zimmerman
Rural Sociology
Department of Community and Leadership Development
April, 2012



Rural entrepreneurship is sometimes called the ‘third leg’ of local economic development. While there is no single way to measure entrepreneurship, many rely on data for small firms to assess its breadth and depth. This issue of “Kentucky: By the Numbers” is based on a special series created for the **Kentucky Entrepreneurial Coaches Institute (KECI)**. To foster entrepreneurship, the KECI was formed to “encourage diversification of the economies in rural Kentucky.” More information is available at <http://www.uky.edu/Ag/CLD/KECI>.

The Kentucky: By the Numbers Data Series provides county profiles developed to support local decision making. The entire series is available at <http://www.ca.uky.edu/snarl>

	<u>County</u>	<u>State</u>
<u>County Business Patterns</u>		
Total number of establishments (with employees) (2009)	887	90,661
1 to 4 employees	501	45,385
5 to 9 employees	158	18,879
10 to 19 employees	101	12,751
20 to 49 employees	81	8,571
50 to 99 employees	19	2,739
100 or more employees	27	2,336
 Total number of establishments without employees (2006)	 2,873	 267,161
Total number of establishments without employees (2009)	2,779	265,757
<i>Percent change in number of establishments without employees (2006-2009)</i>	<i>-3.3%</i>	<i>-0.5%</i>

Bureau of Economic Analysis

Proprietors

Total employment (2009)	19,193	2,326,998
Proprietors (2009)	5,213	459,872
<i>Proprietors as a percent of total employment (2009)</i>	<i>27.2%</i>	<i>19.8%</i>

< Continued on back side >

< Continued from front side >



~ Entrepreneurship Update ~

Shelby County

Julie N. Zimmerman
Department of Community and Leadership Development
April, 2012



County State

Bureau of Economic Analysis (continued)

Total employment (1999)	19,106	2,271,250
Proprietors (1999)	4,473	394,649
<i>Proprietors as a percent of total employment (1999)</i>	<i>23.4%</i>	<i>17.4%</i>
<i>Percent change in total employment (1999-2009)</i>	<i>0.5%</i>	<i>2.5%</i>
<i>Percent change in proprietors (1999-2009)</i>	<i>16.5%</i>	<i>16.5%</i>

Statistics of U.S. Businesses

Initial Year Number of Establishments (2007-2008)	793	86,264
Net Change in Number of Establishments (2007-2008)	16	-621
Number of Establishment Births (2007-2008)	84	7,789
Number of Establishment Deaths (2007-2008)	68	8,410
Number of Establishment Expansions (2007-2008)	216	23,248
Number of Establishment Contractions (2007-2008)	220	24,400

These data are from:

County Business Patterns: <http://www.census.gov/econ/cbp/index.html>

Bureau of Economic Analysis: <http://www.bea.gov/regional/index.htm>

Statistics of U.S. Businesses: <http://www.census.gov/csd/susb/susb.htm>

Kentucky: By The Numbers is a program in the Department of Community and Leadership Development and the Kentucky Cooperative Extension Service at the University of Kentucky. For more information contact your local Cooperative Extension office or Dr. Julie N. Zimmerman, Department of Community and Leadership Development, 500 Garrigus Building, University of Kentucky, Lexington, KY 40546-0215. email: jzimm@email.uky.edu.

Educational programs of the Kentucky Cooperative Extension Service serve all people regardless of race, color, age, sex, religion, disability, or national origin.
UNIVERSITY OF KENTUCKY, KENTUCKY STATE UNIVERSITY, U.S. DEPARTMENT OF AGRICULTURE, AND KENTUCKY COUNTIES, COOPERATING
An Equal Opportunity University

~ Entrepreneurship Update ~

Simpson County

Julie N. Zimmerman
Rural Sociology
Department of Community and Leadership Development
April, 2012

Rural entrepreneurship is sometimes called the ‘third leg’ of local economic development. While there is no single way to measure entrepreneurship, many rely on data for small firms to assess its breadth and depth. This issue of “Kentucky: By the Numbers” is based on a special series created for the **Kentucky Entrepreneurial Coaches Institute (KECI)**. To foster entrepreneurship, the KECI was formed to “encourage diversification of the economies in rural Kentucky.” More information is available at <http://www.uky.edu/Ag/CLD/KECI>.

The Kentucky: By the Numbers Data Series provides county profiles developed to support local decision making. The entire series is available at <http://www.ca.uky.edu/snarl>

	<u>County</u>	<u>State</u>
<u>County Business Patterns</u>		
Total number of establishments (with employees) (2009)	391	90,661
1 to 4 employees	202	45,385
5 to 9 employees	70	18,879
10 to 19 employees	54	12,751
20 to 49 employees	36	8,571
50 to 99 employees	12	2,739
100 or more employees	17	2,336
Total number of establishments without employees (2006)	1,214	267,161
Total number of establishments without employees (2009)	1,177	265,757
<i>Percent change in number of establishments without employees (2006-2009)</i>	-3.0%	-0.5%

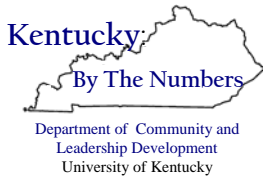
Bureau of Economic Analysis

Proprietors

Total employment (2009)	10,403	2,326,998
Proprietors (2009)	2,325	459,872
<i>Proprietors as a percent of total employment (2009)</i>	22.3%	19.8%

< Continued on back side >

< Continued from front side >



~ Entrepreneurship Update ~

Simpson County

Julie N. Zimmerman
Department of Community and Leadership Development
April, 2012

COOPERATIVE
EXTENSION
SERVICE



UNIVERSITY OF KENTUCKY
College of Agriculture

County State

Bureau of Economic Analysis (continued)

Total employment (1999)	10,443	2,271,250
Proprietors (1999)	2,127	394,649
<i>Proprietors as a percent of total employment (1999)</i>	<i>20.4%</i>	<i>17.4%</i>
<i>Percent change in total employment (1999-2009)</i>	<i>-0.4%</i>	<i>2.5%</i>
<i>Percent change in proprietors (1999-2009)</i>	<i>9.3%</i>	<i>16.5%</i>

Statistics of U.S. Businesses

Initial Year Number of Establishments (2007-2008)	348	86,264
Net Change in Number of Establishments (2007-2008)	17	-621
Number of Establishment Births (2007-2008)	46	7,789
Number of Establishment Deaths (2007-2008)	29	8,410
Number of Establishment Expansions (2007-2008)	98	23,248
Number of Establishment Contractions (2007-2008)	105	24,400

These data are from:


County Business Patterns: <http://www.census.gov/econ/cbp/index.html>

Bureau of Economic Analysis: <http://www.bea.gov/regional/index.htm>

Statistics of U.S. Businesses: <http://www.census.gov/csd/susb/susb.htm>

Kentucky: By The Numbers is a program in the Department of Community and Leadership Development and the Kentucky Cooperative Extension Service at the University of Kentucky. For more information contact your local Cooperative Extension office or Dr. Julie N. Zimmerman, Department of Community and Leadership Development, 500 Garrigus Building, University of Kentucky, Lexington, KY 40546-0215. email: jzimm@email.uky.edu.

Educational programs of the Kentucky Cooperative Extension Service serve all people regardless of race, color, age, sex, religion, disability, or national origin.
UNIVERSITY OF KENTUCKY, KENTUCKY STATE UNIVERSITY, U.S. DEPARTMENT OF AGRICULTURE, AND KENTUCKY COUNTIES, COOPERATING
An Equal Opportunity University



~ Entrepreneurship Update ~

Spencer County



Julie N. Zimmerman
Rural Sociology
Department of Community and Leadership Development
April, 2012

Rural entrepreneurship is sometimes called the ‘third leg’ of local economic development. While there is no single way to measure entrepreneurship, many rely on data for small firms to assess its breadth and depth. This issue of “Kentucky: By the Numbers” is based on a special series created for the **Kentucky Entrepreneurial Coaches Institute (KECI)**. To foster entrepreneurship, the KECI was formed to “encourage diversification of the economies in rural Kentucky.” More information is available at <http://www.uky.edu/Ag/CLD/KECI>.

The Kentucky: By the Numbers Data Series provides county profiles developed to support local decision making. The entire series is available at <http://www.ca.uky.edu/snarl>

	<u>County</u>	<u>State</u>
<u>County Business Patterns</u>		
Total number of establishments (with employees) (2009)	204	90,661
1 to 4 employees	144	45,385
5 to 9 employees	38	18,879
10 to 19 employees	13	12,751
20 to 49 employees	6	8,571
50 to 99 employees	2	2,739
100 or more employees	1	2,336
 Total number of establishments without employees (2006)	 1,169	 267,161
Total number of establishments without employees (2009)	1,139	265,757
<i>Percent change in number of establishments without employees (2006-2009)</i>	 -2.6%	 -0.5%

Bureau of Economic Analysis

Proprietors

Total employment (2009)	3,399	2,326,998
Proprietors (2009)	1,465	459,872
<i>Proprietors as a percent of total employment (2009)</i>	 43.1%	 19.8%

< Continued on back side >

< Continued from front side >



~ Entrepreneurship Update ~

Spencer County

Julie N. Zimmerman
Department of Community and Leadership Development
April, 2012

COOPERATIVE
EXTENSION
SERVICE



UNIVERSITY OF KENTUCKY
College of Agriculture

	<u>County</u>	<u>State</u>
--	---------------	--------------

Bureau of Economic Analysis (continued)

Total employment (1999)	3,321	2,271,250
Proprietors (1999)	1,659	394,649
<i>Proprietors as a percent of total employment (1999)</i>	<i>50.0%</i>	<i>17.4%</i>
<i>Percent change in total employment (1999-2009)</i>	<i>2.3%</i>	<i>2.5%</i>
<i>Percent change in proprietors (1999-2009)</i>	<i>-11.7%</i>	<i>16.5%</i>

Statistics of U.S. Businesses

Initial Year Number of Establishments (2007-2008)	198	86,264
Net Change in Number of Establishments (2007-2008)	-9	-621
Number of Establishment Births (2007-2008)	17	7,789
Number of Establishment Deaths (2007-2008)	26	8,410
Number of Establishment Expansions (2007-2008)	46	23,248
Number of Establishment Contractions (2007-2008)	46	24,400

These data are from:

County Business Patterns: <http://www.census.gov/econ/cbp/index.html>

Bureau of Economic Analysis: <http://www.bea.gov/regional/index.htm>

Statistics of U.S. Businesses: <http://www.census.gov/csd/susb/susb.htm>

Kentucky: By The Numbers is a program in the Department of Community and Leadership Development and the Kentucky Cooperative Extension Service at the University of Kentucky. For more information contact your local Cooperative Extension office or Dr. Julie N. Zimmerman, Department of Community and Leadership Development, 500 Garrigus Building, University of Kentucky, Lexington, KY 40546-0215. email: jzimm@email.uky.edu.

Educational programs of the Kentucky Cooperative Extension Service serve all people regardless of race, color, age, sex, religion, disability, or national origin.
UNIVERSITY OF KENTUCKY, KENTUCKY STATE UNIVERSITY, U.S. DEPARTMENT OF AGRICULTURE, AND KENTUCKY COUNTIES, COOPERATING
An Equal Opportunity University



~ Entrepreneurship Update ~

Taylor County



Julie N. Zimmerman
Rural Sociology
Department of Community and Leadership Development
April, 2012

Rural entrepreneurship is sometimes called the ‘third leg’ of local economic development. While there is no single way to measure entrepreneurship, many rely on data for small firms to assess its breadth and depth. This issue of “Kentucky: By the Numbers” is based on a special series created for the **Kentucky Entrepreneurial Coaches Institute (KECI)**. To foster entrepreneurship, the KECI was formed to “encourage diversification of the economies in rural Kentucky.” More information is available at <http://www.uky.edu/Ag/CLD/KECI>.

The Kentucky: By the Numbers Data Series provides county profiles developed to support local decision making. The entire series is available at <http://www.ca.uky.edu/snarl>

	<u>County</u>	<u>State</u>
<u>County Business Patterns</u>		
Total number of establishments (with employees) (2009)	645	90,661
1 to 4 employees	370	45,385
5 to 9 employees	123	18,879
10 to 19 employees	80	12,751
20 to 49 employees	47	8,571
50 to 99 employees	10	2,739
100 or more employees	15	2,336
 Total number of establishments without employees (2006)	 1,568	 267,161
Total number of establishments without employees (2009)	1,633	265,757
<i>Percent change in number of establishments without employees (2006-2009)</i>	 4.1%	 -0.5%

Bureau of Economic Analysis

Proprietors

Total employment (2009)	14,024	2,326,998
Proprietors (2009)	2,870	459,872
<i>Proprietors as a percent of total employment (2009)</i>	20.5%	19.8%

< Continued on back side >

< Continued from front side >



~ Entrepreneurship Update ~

Taylor County

Julie N. Zimmerman
Department of Community and Leadership Development
April, 2012



County State

Bureau of Economic Analysis (continued)

Total employment (1999)	11,543	2,271,250
Proprietors (1999)	2,934	394,649
<i>Proprietors as a percent of total employment (1999)</i>	<i>25.4%</i>	<i>17.4%</i>
<i>Percent change in total employment (1999-2009)</i>	<i>21.5%</i>	<i>2.5%</i>
<i>Percent change in proprietors (1999-2009)</i>	<i>-2.2%</i>	<i>16.5%</i>

Statistics of U.S. Businesses

Initial Year Number of Establishments (2007-2008)	588	86,264
Net Change in Number of Establishments (2007-2008)	-17	-621
Number of Establishment Births (2007-2008)	46	7,789
Number of Establishment Deaths (2007-2008)	63	8,410
Number of Establishment Expansions (2007-2008)	145	23,248
Number of Establishment Contractions (2007-2008)	168	24,400

These data are from:

County Business Patterns: <http://www.census.gov/econ/cbp/index.html>

Bureau of Economic Analysis: <http://www.bea.gov/regional/index.htm>

Statistics of U.S. Businesses: <http://www.census.gov/csd/susb/susb.htm>

Kentucky: By The Numbers is a program in the Department of Community and Leadership Development and the Kentucky Cooperative Extension Service at the University of Kentucky. For more information contact your local Cooperative Extension office or Dr. Julie N. Zimmerman, Department of Community and Leadership Development, 500 Garrigus Building, University of Kentucky, Lexington, KY 40546-0215. email: jzimm@email.uky.edu.

Educational programs of the Kentucky Cooperative Extension Service serve all people regardless of race, color, age, sex, religion, disability, or national origin.
UNIVERSITY OF KENTUCKY, KENTUCKY STATE UNIVERSITY, U.S. DEPARTMENT OF AGRICULTURE, AND KENTUCKY COUNTIES, COOPERATING
An Equal Opportunity University

Rural entrepreneurship is sometimes called the ‘third leg’ of local economic development. While there is no single way to measure entrepreneurship, many rely on data for small firms to assess its breadth and depth. This issue of “Kentucky: By the Numbers” is based on a special series created for the **Kentucky Entrepreneurial Coaches Institute (KECI)**. To foster entrepreneurship, the KECI was formed to “encourage diversification of the economies in rural Kentucky.” More information is available at <http://www.uky.edu/Ag/CLD/KECI>.

The Kentucky: By the Numbers Data Series provides county profiles developed to support local decision making. The entire series is available at <http://www.ca.uky.edu/snarl>

	<u>County</u>	<u>State</u>
<u>County Business Patterns</u>		
Total number of establishments (with employees) (2009)	184	90,661
1 to 4 employees	105	45,385
5 to 9 employees	46	18,879
10 to 19 employees	17	12,751
20 to 49 employees	12	8,571
50 to 99 employees	2	2,739
100 or more employees	2	2,336
Total number of establishments without employees (2006)	815	267,161
Total number of establishments without employees (2009)	853	265,757
<i>Percent change in number of establishments without employees (2006-2009)</i>	4.7%	-0.5%

Bureau of Economic Analysis

Proprietors

Total employment (2009)	4,229	2,326,998
Proprietors (2009)	1,648	459,872
<i>Proprietors as a percent of total employment (2009)</i>	39.0%	19.8%

< Continued on back side >

< Continued from front side >



~ Entrepreneurship Update ~

Todd County

Julie N. Zimmerman
Department of Community and Leadership Development
April, 2012

COOPERATIVE
EXTENSION
SERVICE



UNIVERSITY OF KENTUCKY
College of Agriculture

	<u>County</u>	<u>State</u>
--	---------------	--------------

Bureau of Economic Analysis (continued)

Total employment (1999)	5,188	2,271,250
Proprietors (1999)	1,593	394,649
<i>Proprietors as a percent of total employment (1999)</i>	<i>30.7%</i>	<i>17.4%</i>
<i>Percent change in total employment (1999-2009)</i>	<i>-18.5%</i>	<i>2.5%</i>
<i>Percent change in proprietors (1999-2009)</i>	<i>3.5%</i>	<i>16.5%</i>

Statistics of U.S. Businesses

Initial Year Number of Establishments (2007-2008)	173	86,264
Net Change in Number of Establishments (2007-2008)	-1	-621
Number of Establishment Births (2007-2008)	20	7,789
Number of Establishment Deaths (2007-2008)	21	8,410
Number of Establishment Expansions (2007-2008)	37	23,248
Number of Establishment Contractions (2007-2008)	45	24,400

These data are from:

County Business Patterns: <http://www.census.gov/econ/cbp/index.html>

Bureau of Economic Analysis: <http://www.bea.gov/regional/index.htm>

Statistics of U.S. Businesses: <http://www.census.gov/csd/susb/susb.htm>

Kentucky: By The Numbers is a program in the Department of Community and Leadership Development and the Kentucky Cooperative Extension Service at the University of Kentucky. For more information contact your local Cooperative Extension office or Dr. Julie N. Zimmerman, Department of Community and Leadership Development, 500 Garrigus Building, University of Kentucky, Lexington, KY 40546-0215. email: jzimm@email.uky.edu.

Educational programs of the Kentucky Cooperative Extension Service serve all people regardless of race, color, age, sex, religion, disability, or national origin.
UNIVERSITY OF KENTUCKY, KENTUCKY STATE UNIVERSITY, U.S. DEPARTMENT OF AGRICULTURE, AND KENTUCKY COUNTIES, COOPERATING
An Equal Opportunity University