



~ Entrepreneurship Update ~

Nicholas County

Julie N. Zimmerman
Rural Sociology
Department of Community and Leadership Development
April, 2012



Rural entrepreneurship is sometimes called the ‘third leg’ of local economic development. While there is no single way to measure entrepreneurship, many rely on data for small firms to assess its breadth and depth. This issue of “Kentucky: By the Numbers” is based on a special series created for the **Kentucky Entrepreneurial Coaches Institute (KECI)**. To foster entrepreneurship, the KECI was formed to “encourage diversification of the economies in rural Kentucky.” More information is available at <http://www.uky.edu/Ag/CLD/KECI>.

The Kentucky: By the Numbers Data Series provides county profiles developed to support local decision making. The entire series is available at <http://www.ca.uky.edu/snarl>

	<u>County</u>	<u>State</u>
<u>County Business Patterns</u>		
Total number of establishments (with employees) (2009)	75	90,661
1 to 4 employees	53	45,385
5 to 9 employees	12	18,879
10 to 19 employees	5	12,751
20 to 49 employees	4	8,571
50 to 99 employees	n/a	2,739
100 or more employees	1	2,336
Total number of establishments without employees (2006)	424	267,161
Total number of establishments without employees (2009)	468	265,757
<i>Percent change in number of establishments without employees (2006-2009)</i>	10.4%	-0.5%

Bureau of Economic Analysis

Proprietors

Total employment (2009)	2,264	2,326,998
Proprietors (2009)	1,150	459,872
<i>Proprietors as a percent of total employment (2009)</i>	50.8%	19.8%

< Continued on back side >

< Continued from front side >



~ Entrepreneurship Update ~

Nicholas County

Julie N. Zimmerman
Department of Community and Leadership Development
April, 2012

COOPERATIVE
EXTENSION
SERVICE



UNIVERSITY OF KENTUCKY
College of Agriculture

County State

Bureau of Economic Analysis (continued)

Total employment (1999)	2,931	2,271,250
Proprietors (1999)	1,121	394,649
<i>Proprietors as a percent of total employment (1999)</i>	<i>38.2%</i>	<i>17.4%</i>
<i>Percent change in total employment (1999-2009)</i>	<i>-22.8%</i>	<i>2.5%</i>
<i>Percent change in proprietors (1999-2009)</i>	<i>2.6%</i>	<i>16.5%</i>

Statistics of U.S. Businesses

Initial Year Number of Establishments (2007-2008)	76	86,264
Net Change in Number of Establishments (2007-2008)	-5	-621
Number of Establishment Births (2007-2008)	5	7,789
Number of Establishment Deaths (2007-2008)	10	8,410
Number of Establishment Expansions (2007-2008)	10	23,248
Number of Establishment Contractions (2007-2008)	22	24,400

These data are from:

County Business Patterns: <http://www.census.gov/econ/cbp/index.html>

Bureau of Economic Analysis: <http://www.bea.gov/regional/index.htm>

Statistics of U.S. Businesses: <http://www.census.gov/csd/susb/susb.htm>

Kentucky: By The Numbers is a program in the Department of Community and Leadership Development and the Kentucky Cooperative Extension Service at the University of Kentucky. For more information contact your local Cooperative Extension office or Dr. Julie N. Zimmerman, Department of Community and Leadership Development, 500 Garrigus Building, University of Kentucky, Lexington, KY 40546-0215. email: jzimm@email.uky.edu.

Educational programs of the Kentucky Cooperative Extension Service serve all people regardless of race, color, age, sex, religion, disability, or national origin.
UNIVERSITY OF KENTUCKY, KENTUCKY STATE UNIVERSITY, U.S. DEPARTMENT OF AGRICULTURE, AND KENTUCKY COUNTIES, COOPERATING
An Equal Opportunity University

Rural entrepreneurship is sometimes called the ‘third leg’ of local economic development. While there is no single way to measure entrepreneurship, many rely on data for small firms to assess its breadth and depth. This issue of “Kentucky: By the Numbers” is based on a special series created for the **Kentucky Entrepreneurial Coaches Institute (KECI)**. To foster entrepreneurship, the KECI was formed to “encourage diversification of the economies in rural Kentucky.” More information is available at <http://www.uky.edu/Ag/CLD/KECI>.

The Kentucky: By the Numbers Data Series provides county profiles developed to support local decision making. The entire series is available at <http://www.ca.uky.edu/snarl>

	<u>County</u>	<u>State</u>
<u>County Business Patterns</u>		
Total number of establishments (with employees) (2009)	359	90,661
1 to 4 employees	196	45,385
5 to 9 employees	83	18,879
10 to 19 employees	38	12,751
20 to 49 employees	23	8,571
50 to 99 employees	10	2,739
100 or more employees	9	2,336
 Total number of establishments without employees (2006)	 1,283	 267,161
Total number of establishments without employees (2009)	1,237	265,757
<i>Percent change in number of establishments without employees (2006-2009)</i>	<i>-3.6%</i>	<i>-0.5%</i>

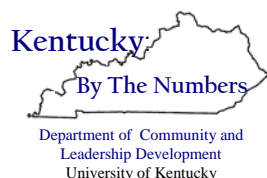
Bureau of Economic Analysis

Proprietors

Total employment (2009)	10,195	2,326,998
Proprietors (2009)	2,346	459,872
<i>Proprietors as a percent of total employment (2009)</i>	<i>23.0%</i>	<i>19.8%</i>

< Continued on back side >

< Continued from front side >



~ Entrepreneurship Update ~

Ohio County

Julie N. Zimmerman
Department of Community and Leadership Development
April, 2012

COOPERATIVE
EXTENSION
SERVICE



UNIVERSITY OF KENTUCKY
College of Agriculture

County State

Bureau of Economic Analysis (continued)

Total employment (1999)	9,110	2,271,250
Proprietors (1999)	2,396	394,649
<i>Proprietors as a percent of total employment (1999)</i>	<i>26.3%</i>	<i>17.4%</i>
<i>Percent change in total employment (1999-2009)</i>	<i>11.9%</i>	<i>2.5%</i>
<i>Percent change in proprietors (1999-2009)</i>	<i>-2.1%</i>	<i>16.5%</i>

Statistics of U.S. Businesses

Initial Year Number of Establishments (2007-2008)	349	86,264
Net Change in Number of Establishments (2007-2008)	-13	-621
Number of Establishment Births (2007-2008)	27	7,789
Number of Establishment Deaths (2007-2008)	40	8,410
Number of Establishment Expansions (2007-2008)	90	23,248
Number of Establishment Contractions (2007-2008)	96	24,400

These data are from:

County Business Patterns: <http://www.census.gov/econ/cbp/index.html>

Bureau of Economic Analysis: <http://www.bea.gov/regional/index.htm>

Statistics of U.S. Businesses: <http://www.census.gov/csd/susb/susb.htm>

Kentucky: By The Numbers is a program in the Department of Community and Leadership Development and the Kentucky Cooperative Extension Service at the University of Kentucky. For more information contact your local Cooperative Extension office or Dr. Julie N. Zimmerman, Department of Community and Leadership Development, 500 Garrigus Building, University of Kentucky, Lexington, KY 40546-0215. email: jzimm@email.uky.edu.

Educational programs of the Kentucky Cooperative Extension Service serve all people regardless of race, color, age, sex, religion, disability, or national origin.
UNIVERSITY OF KENTUCKY, KENTUCKY STATE UNIVERSITY, U.S. DEPARTMENT OF AGRICULTURE, AND KENTUCKY COUNTIES, COOPERATING
An Equal Opportunity University

~ Entrepreneurship Update ~

Oldham County

Julie N. Zimmerman
Rural Sociology
Department of Community and Leadership Development
April, 2012

Rural entrepreneurship is sometimes called the ‘third leg’ of local economic development. While there is no single way to measure entrepreneurship, many rely on data for small firms to assess its breadth and depth. This issue of “Kentucky: By the Numbers” is based on a special series created for the **Kentucky Entrepreneurial Coaches Institute (KECI)**. To foster entrepreneurship, the KECI was formed to “encourage diversification of the economies in rural Kentucky.” More information is available at <http://www.uky.edu/Ag/CLD/KECI>.

The Kentucky: By the Numbers Data Series provides county profiles developed to support local decision making. The entire series is available at <http://www.ca.uky.edu/snarl>

	<u>County</u>	<u>State</u>
<u>County Business Patterns</u>		
Total number of establishments (with employees) (2009)	1,222	90,661
1 to 4 employees	784	45,385
5 to 9 employees	220	18,879
10 to 19 employees	125	12,751
20 to 49 employees	65	8,571
50 to 99 employees	16	2,739
100 or more employees	12	2,336
 Total number of establishments without employees (2006)	 4,466	 267,161
Total number of establishments without employees (2009)	4,365	265,757
<i>Percent change in number of establishments without employees (2006-2009)</i>	 -2.3%	 -0.5%

Bureau of Economic Analysis

Proprietors

Total employment (2009)	20,945	2,326,998
Proprietors (2009)	6,095	459,872
<i>Proprietors as a percent of total employment (2009)</i>	 29.1%	 19.8%

< Continued on back side >

< Continued from front side >



~ Entrepreneurship Update ~

Oldham County

Julie N. Zimmerman
Department of Community and Leadership Development
April, 2012

COOPERATIVE
EXTENSION
SERVICE



UNIVERSITY OF KENTUCKY
College of Agriculture

County State

Bureau of Economic Analysis (continued)

Total employment (1999)	17,362	2,271,250
Proprietors (1999)	4,468	394,649
<i>Proprietors as a percent of total employment (1999)</i>	<i>25.7%</i>	<i>17.4%</i>
<i>Percent change in total employment (1999-2009)</i>	<i>20.6%</i>	<i>2.5%</i>
<i>Percent change in proprietors (1999-2009)</i>	<i>36.4%</i>	<i>16.5%</i>

Statistics of U.S. Businesses

Initial Year Number of Establishments (2007-2008)	1,063	86,264
Net Change in Number of Establishments (2007-2008)	18	-621
Number of Establishment Births (2007-2008)	145	7,789
Number of Establishment Deaths (2007-2008)	127	8,410
Number of Establishment Expansions (2007-2008)	263	23,248
Number of Establishment Contractions (2007-2008)	266	24,400

These data are from:


County Business Patterns: <http://www.census.gov/econ/cbp/index.html>

Bureau of Economic Analysis: <http://www.bea.gov/regional/index.htm>

Statistics of U.S. Businesses: <http://www.census.gov/csd/susb/susb.htm>

Kentucky: By The Numbers is a program in the Department of Community and Leadership Development and the Kentucky Cooperative Extension Service at the University of Kentucky. For more information contact your local Cooperative Extension office or Dr. Julie N. Zimmerman, Department of Community and Leadership Development, 500 Garrigus Building, University of Kentucky, Lexington, KY 40546-0215. email: jzimm@email.uky.edu.

Educational programs of the Kentucky Cooperative Extension Service serve all people regardless of race, color, age, sex, religion, disability, or national origin.
UNIVERSITY OF KENTUCKY, KENTUCKY STATE UNIVERSITY, U.S. DEPARTMENT OF AGRICULTURE, AND KENTUCKY COUNTIES, COOPERATING
An Equal Opportunity University



~ Entrepreneurship Update ~

Owen County

Julie N. Zimmerman
Rural Sociology
Department of Community and Leadership Development
April, 2012



Rural entrepreneurship is sometimes called the ‘third leg’ of local economic development. While there is no single way to measure entrepreneurship, many rely on data for small firms to assess its breadth and depth. This issue of “Kentucky: By the Numbers” is based on a special series created for the **Kentucky Entrepreneurial Coaches Institute (KECI)**. To foster entrepreneurship, the KECI was formed to “encourage diversification of the economies in rural Kentucky.” More information is available at <http://www.uky.edu/Ag/CLD/KECI>.

The Kentucky: By the Numbers Data Series provides county profiles developed to support local decision making. The entire series is available at <http://www.ca.uky.edu/snarl>

	<u>County</u>	<u>State</u>
<u>County Business Patterns</u>		
Total number of establishments (with employees) (2009)	133	90,661
1 to 4 employees	80	45,385
5 to 9 employees	28	18,879
10 to 19 employees	10	12,751
20 to 49 employees	10	8,571
50 to 99 employees	3	2,739
100 or more employees	2	2,336
 Total number of establishments without employees (2006)	 725	 267,161
Total number of establishments without employees (2009)	753	265,757
<i>Percent change in number of establishments without employees (2006-2009)</i>	<i>3.9%</i>	<i>-0.5%</i>

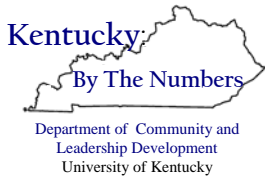
Bureau of Economic Analysis

Proprietors

Total employment (2009)	3,477	2,326,998
Proprietors (2009)	1,468	459,872
<i>Proprietors as a percent of total employment (2009)</i>	<i>42.2%</i>	<i>19.8%</i>

< Continued on back side >

< Continued from front side >



~ Entrepreneurship Update ~

Owen County

Julie N. Zimmerman
Department of Community and Leadership Development
April, 2012

COOPERATIVE
EXTENSION
SERVICE



UNIVERSITY OF KENTUCKY
College of Agriculture

County State

Bureau of Economic Analysis (continued)

Total employment (1999)	3,593	2,271,250
Proprietors (1999)	1,558	394,649
<i>Proprietors as a percent of total employment (1999)</i>	<i>43.4%</i>	<i>17.4%</i>
<i>Percent change in total employment (1999-2009)</i>	<i>-3.2%</i>	<i>2.5%</i>
<i>Percent change in proprietors (1999-2009)</i>	<i>-5.8%</i>	<i>16.5%</i>

Statistics of U.S. Businesses

Initial Year Number of Establishments (2007-2008)	118	86,264
Net Change in Number of Establishments (2007-2008)	3	-621
Number of Establishment Births (2007-2008)	13	7,789
Number of Establishment Deaths (2007-2008)	10	8,410
Number of Establishment Expansions (2007-2008)	25	23,248
Number of Establishment Contractions (2007-2008)	32	24,400

These data are from:

County Business Patterns: <http://www.census.gov/econ/cbp/index.html>

Bureau of Economic Analysis: <http://www.bea.gov/regional/index.htm>

Statistics of U.S. Businesses: <http://www.census.gov/csd/susb/susb.htm>

Kentucky: By The Numbers is a program in the Department of Community and Leadership Development and the Kentucky Cooperative Extension Service at the University of Kentucky. For more information contact your local Cooperative Extension office or Dr. Julie N. Zimmerman, Department of Community and Leadership Development, 500 Garrigus Building, University of Kentucky, Lexington, KY 40546-0215. email: jzimm@email.uky.edu.

Educational programs of the Kentucky Cooperative Extension Service serve all people regardless of race, color, age, sex, religion, disability, or national origin.
UNIVERSITY OF KENTUCKY, KENTUCKY STATE UNIVERSITY, U.S. DEPARTMENT OF AGRICULTURE, AND KENTUCKY COUNTIES, COOPERATING
An Equal Opportunity University



~ Entrepreneurship Update ~

Owsley County

Julie N. Zimmerman
Rural Sociology
Department of Community and Leadership Development
April, 2012



Rural entrepreneurship is sometimes called the ‘third leg’ of local economic development. While there is no single way to measure entrepreneurship, many rely on data for small firms to assess its breadth and depth. This issue of “Kentucky: By the Numbers” is based on a special series created for the **Kentucky Entrepreneurial Coaches Institute (KECI)**. To foster entrepreneurship, the KECI was formed to “encourage diversification of the economies in rural Kentucky.” More information is available at <http://www.uky.edu/Ag/CLD/KECI>.

The Kentucky: By the Numbers Data Series provides county profiles developed to support local decision making. The entire series is available at <http://www.ca.uky.edu/snar/>

	<u>County</u>	<u>State</u>
<u>County Business Patterns</u>		
Total number of establishments (with employees) (2009)	44	90,661
1 to 4 employees	32	45,385
5 to 9 employees	3	18,879
10 to 19 employees	5	12,751
20 to 49 employees	3	8,571
50 to 99 employees	n/a	2,739
100 or more employees	1	2,336
 Total number of establishments without employees (2006)	 237	 267,161
Total number of establishments without employees (2009)	306	265,757
<i>Percent change in number of establishments without employees (2006-2009)</i>	<i>29.1%</i>	<i>-0.5%</i>

Bureau of Economic Analysis

Proprietors

Total employment (2009)	1,318	2,326,998
Proprietors (2009)	566	459,872
<i>Proprietors as a percent of total employment (2009)</i>	<i>42.9%</i>	<i>19.8%</i>

< Continued on back side >

< Continued from front side >



~ Entrepreneurship Update ~

Owsley County

Julie N. Zimmerman
Department of Community and Leadership Development
April, 2012



County State

Bureau of Economic Analysis (continued)

Total employment (1999)	1,399	2,271,250
Proprietors (1999)	610	394,649
<i>Proprietors as a percent of total employment (1999)</i>	<i>43.6%</i>	<i>17.4%</i>
<i>Percent change in total employment (1999-2009)</i>	<i>-5.8%</i>	<i>2.5%</i>
<i>Percent change in proprietors (1999-2009)</i>	<i>-7.2%</i>	<i>16.5%</i>

Statistics of U.S. Businesses

Initial Year Number of Establishments (2007-2008)	41	86,264
Net Change in Number of Establishments (2007-2008)	3	-621
Number of Establishment Births (2007-2008)	8	7,789
Number of Establishment Deaths (2007-2008)	5	8,410
Number of Establishment Expansions (2007-2008)	9	23,248
Number of Establishment Contractions (2007-2008)	15	24,400

These data are from:


County Business Patterns: <http://www.census.gov/econ/cbp/index.html>

Bureau of Economic Analysis: <http://www.bea.gov/regional/index.htm>

Statistics of U.S. Businesses: <http://www.census.gov/csd/susb/susb.htm>

Kentucky: By The Numbers is a program in the Department of Community and Leadership Development and the Kentucky Cooperative Extension Service at the University of Kentucky. For more information contact your local Cooperative Extension office or Dr. Julie N. Zimmerman, Department of Community and Leadership Development, 500 Garrigus Building, University of Kentucky, Lexington, KY 40546-0215. email: jzimm@email.uky.edu.

Educational programs of the Kentucky Cooperative Extension Service serve all people regardless of race, color, age, sex, religion, disability, or national origin.
UNIVERSITY OF KENTUCKY, KENTUCKY STATE UNIVERSITY, U.S. DEPARTMENT OF AGRICULTURE, AND KENTUCKY COUNTIES, COOPERATING
An Equal Opportunity University



~ Entrepreneurship Update ~

Pendleton County

Julie N. Zimmerman
Rural Sociology
Department of Community and Leadership Development
April, 2012



Rural entrepreneurship is sometimes called the ‘third leg’ of local economic development. While there is no single way to measure entrepreneurship, many rely on data for small firms to assess its breadth and depth. This issue of “Kentucky: By the Numbers” is based on a special series created for the **Kentucky Entrepreneurial Coaches Institute (KECI)**. To foster entrepreneurship, the KECI was formed to “encourage diversification of the economies in rural Kentucky.” More information is available at <http://www.uky.edu/Ag/CLD/KECI>.

The Kentucky: By the Numbers Data Series provides county profiles developed to support local decision making. The entire series is available at <http://www.ca.uky.edu/snarl>

	<u>County</u>	<u>State</u>
<u>County Business Patterns</u>		
Total number of establishments (with employees) (2009)	181	90,661
1 to 4 employees	110	45,385
5 to 9 employees	29	18,879
10 to 19 employees	21	12,751
20 to 49 employees	13	8,571
50 to 99 employees	5	2,739
100 or more employees	3	2,336
 Total number of establishments without employees (2006)	 791	 267,161
Total number of establishments without employees (2009)	762	265,757
<i>Percent change in number of establishments without employees (2006-2009)</i>	 -3.7%	 -0.5%

Bureau of Economic Analysis

Proprietors

Total employment (2009)	4,034	2,326,998
Proprietors (2009)	1,447	459,872
<i>Proprietors as a percent of total employment (2009)</i>	35.9%	19.8%

< Continued on back side >

< Continued from front side >



~ Entrepreneurship Update ~

Pendleton County

Julie N. Zimmerman
Department of Community and Leadership Development
April, 2012



	<u>County</u>	<u>State</u>
<u>Bureau of Economic Analysis</u> (continued)		
Total employment (1999)	4,464	2,271,250
Proprietors (1999)	1,677	394,649
<i>Proprietors as a percent of total employment (1999)</i>	<i>37.6%</i>	<i>17.4%</i>
<i>Percent change in total employment (1999-2009)</i>	<i>-9.6%</i>	<i>2.5%</i>
<i>Percent change in proprietors (1999-2009)</i>	<i>-13.7%</i>	<i>16.5%</i>
<u>Statistics of U.S. Businesses</u>		
Initial Year Number of Establishments (2007-2008)	184	86,264
Net Change in Number of Establishments (2007-2008)	-9	-621
Number of Establishment Births (2007-2008)	10	7,789
Number of Establishment Deaths (2007-2008)	19	8,410
Number of Establishment Expansions (2007-2008)	33	23,248
Number of Establishment Contractions (2007-2008)	51	24,400

These data are from:


County Business Patterns: <http://www.census.gov/econ/cbp/index.html>

Bureau of Economic Analysis: <http://www.bea.gov/regional/index.htm>

Statistics of U.S. Businesses: <http://www.census.gov/csd/susb/susb.htm>

Kentucky: By The Numbers is a program in the Department of Community and Leadership Development and the Kentucky Cooperative Extension Service at the University of Kentucky. For more information contact your local Cooperative Extension office or Dr. Julie N. Zimmerman, Department of Community and Leadership Development, 500 Garrigus Building, University of Kentucky, Lexington, KY 40546-0215. email: jzimm@email.uky.edu.

Educational programs of the Kentucky Cooperative Extension Service serve all people regardless of race, color, age, sex, religion, disability, or national origin.
UNIVERSITY OF KENTUCKY, KENTUCKY STATE UNIVERSITY, U.S. DEPARTMENT OF AGRICULTURE, AND KENTUCKY COUNTIES, COOPERATING
An Equal Opportunity University



~ Entrepreneurship Update ~

Perry County

Julie N. Zimmerman
Rural Sociology
Department of Community and Leadership Development
April, 2012



Rural entrepreneurship is sometimes called the ‘third leg’ of local economic development. While there is no single way to measure entrepreneurship, many rely on data for small firms to assess its breadth and depth. This issue of “Kentucky: By the Numbers” is based on a special series created for the **Kentucky Entrepreneurial Coaches Institute (KECI)**. To foster entrepreneurship, the KECI was formed to “encourage diversification of the economies in rural Kentucky.” More information is available at <http://www.uky.edu/Ag/CLD/KECI>.

The Kentucky: By the Numbers Data Series provides county profiles developed to support local decision making. The entire series is available at <http://www.ca.uky.edu/snarl>

	<u>County</u>	<u>State</u>
<u>County Business Patterns</u>		
Total number of establishments (with employees) (2009)	687	90,661
1 to 4 employees	335	45,385
5 to 9 employees	150	18,879
10 to 19 employees	108	12,751
20 to 49 employees	60	8,571
50 to 99 employees	13	2,739
100 or more employees	21	2,336
 Total number of establishments without employees (2006)	 1,391	 267,161
Total number of establishments without employees (2009)	1,381	265,757
<i>Percent change in number of establishments without employees (2006-2009)</i>	<i>-0.7%</i>	<i>-0.5%</i>

Bureau of Economic Analysis

Proprietors

Total employment (2009)	15,666	2,326,998
Proprietors (2009)	1,705	459,872
<i>Proprietors as a percent of total employment (2009)</i>	<i>10.9%</i>	<i>19.8%</i>

< Continued on back side >

< Continued from front side >



~ Entrepreneurship Update ~

Perry County

Julie N. Zimmerman
Department of Community and Leadership Development
April, 2012



County State

Bureau of Economic Analysis (continued)

Total employment (1999)	14,518	2,271,250
Proprietors (1999)	1,761	394,649
<i>Proprietors as a percent of total employment (1999)</i>	<i>12.1%</i>	<i>17.4%</i>
<i>Percent change in total employment (1999-2009)</i>	<i>7.9%</i>	<i>2.5%</i>
<i>Percent change in proprietors (1999-2009)</i>	<i>-3.2%</i>	<i>16.5%</i>

Statistics of U.S. Businesses

Initial Year Number of Establishments (2007-2008)	663	86,264
Net Change in Number of Establishments (2007-2008)	-6	-621
Number of Establishment Births (2007-2008)	57	7,789
Number of Establishment Deaths (2007-2008)	63	8,410
Number of Establishment Expansions (2007-2008)	199	23,248
Number of Establishment Contractions (2007-2008)	191	24,400

These data are from:


County Business Patterns: <http://www.census.gov/econ/cbp/index.html>

Bureau of Economic Analysis: <http://www.bea.gov/regional/index.htm>

Statistics of U.S. Businesses: <http://www.census.gov/csd/susb/susb.htm>

Kentucky: By The Numbers is a program in the Department of Community and Leadership Development and the Kentucky Cooperative Extension Service at the University of Kentucky. For more information contact your local Cooperative Extension office or Dr. Julie N. Zimmerman, Department of Community and Leadership Development, 500 Garrigus Building, University of Kentucky, Lexington, KY 40546-0215. email: jzimm@email.uky.edu.

Educational programs of the Kentucky Cooperative Extension Service serve all people regardless of race, color, age, sex, religion, disability, or national origin.
UNIVERSITY OF KENTUCKY, KENTUCKY STATE UNIVERSITY, U.S. DEPARTMENT OF AGRICULTURE, AND KENTUCKY COUNTIES, COOPERATING
An Equal Opportunity University



~ Entrepreneurship Update ~

Pike County



Julie N. Zimmerman
Rural Sociology
Department of Community and Leadership Development
April, 2012

Rural entrepreneurship is sometimes called the ‘third leg’ of local economic development. While there is no single way to measure entrepreneurship, many rely on data for small firms to assess its breadth and depth. This issue of “Kentucky: By the Numbers” is based on a special series created for the **Kentucky Entrepreneurial Coaches Institute (KECI)**. To foster entrepreneurship, the KECI was formed to “encourage diversification of the economies in rural Kentucky.” More information is available at <http://www.uky.edu/Ag/CLD/KECI>.

The Kentucky: By the Numbers Data Series provides county profiles developed to support local decision making. The entire series is available at <http://www.ca.uky.edu/snarl>

	<u>County</u>	<u>State</u>
<u>County Business Patterns</u>		
Total number of establishments (with employees) (2009)	1,362	90,661
1 to 4 employees	680	45,385
5 to 9 employees	289	18,879
10 to 19 employees	191	12,751
20 to 49 employees	138	8,571
50 to 99 employees	34	2,739
100 or more employees	30	2,336
 Total number of establishments without employees (2006)	 3,133	 267,161
Total number of establishments without employees (2009)	2,862	265,757
<i>Percent change in number of establishments without employees (2006-2009)</i>	<i>-8.6%</i>	<i>-0.5%</i>

Bureau of Economic Analysis

Proprietors

Total employment (2009)	31,440	2,326,998
Proprietors (2009)	5,463	459,872
<i>Proprietors as a percent of total employment (2009)</i>	<i>17.4%</i>	<i>19.8%</i>

< Continued on back side >

< Continued from front side >



~ Entrepreneurship Update ~

Pike County

Julie N. Zimmerman
Department of Community and Leadership Development
April, 2012



	<u>County</u>	<u>State</u>
<u>Bureau of Economic Analysis</u> (continued)		
Total employment (1999)	30,233	2,271,250
Proprietors (1999)	4,138	394,649
<i>Proprietors as a percent of total employment (1999)</i>	<i>13.7%</i>	<i>17.4%</i>
<i>Percent change in total employment (1999-2009)</i>	<i>4.0%</i>	<i>2.5%</i>
<i>Percent change in proprietors (1999-2009)</i>	<i>32.0%</i>	<i>16.5%</i>
<u>Statistics of U.S. Businesses</u>		
Initial Year Number of Establishments (2007-2008)	1,337	86,264
Net Change in Number of Establishments (2007-2008)	-21	-621
Number of Establishment Births (2007-2008)	123	7,789
Number of Establishment Deaths (2007-2008)	144	8,410
Number of Establishment Expansions (2007-2008)	354	23,248
Number of Establishment Contractions (2007-2008)	366	24,400

These data are from:

County Business Patterns: <http://www.census.gov/econ/cbp/index.html>

Bureau of Economic Analysis: <http://www.bea.gov/regional/index.htm>

Statistics of U.S. Businesses: <http://www.census.gov/csd/susb/susb.htm>

Kentucky: By The Numbers is a program in the Department of Community and Leadership Development and the Kentucky Cooperative Extension Service at the University of Kentucky. For more information contact your local Cooperative Extension office or Dr. Julie N. Zimmerman, Department of Community and Leadership Development, 500 Garrigus Building, University of Kentucky, Lexington, KY 40546-0215. email: jzimm@email.uky.edu.

Educational programs of the Kentucky Cooperative Extension Service serve all people regardless of race, color, age, sex, religion, disability, or national origin.
UNIVERSITY OF KENTUCKY, KENTUCKY STATE UNIVERSITY, U.S. DEPARTMENT OF AGRICULTURE, AND KENTUCKY COUNTIES, COOPERATING
An Equal Opportunity University



~ Entrepreneurship Update ~

Powell County

Julie N. Zimmerman
Rural Sociology
Department of Community and Leadership Development
April, 2012



Rural entrepreneurship is sometimes called the ‘third leg’ of local economic development. While there is no single way to measure entrepreneurship, many rely on data for small firms to assess its breadth and depth. This issue of “Kentucky: By the Numbers” is based on a special series created for the **Kentucky Entrepreneurial Coaches Institute (KECI)**. To foster entrepreneurship, the KECI was formed to “encourage diversification of the economies in rural Kentucky.” More information is available at <http://www.uky.edu/Ag/CLD/KECI>.

The Kentucky: By the Numbers Data Series provides county profiles developed to support local decision making. The entire series is available at <http://www.ca.uky.edu/snarl>

	<u>County</u>	<u>State</u>
<u>County Business Patterns</u>		
Total number of establishments (with employees) (2009)	167	90,661
1 to 4 employees	92	45,385
5 to 9 employees	33	18,879
10 to 19 employees	21	12,751
20 to 49 employees	17	8,571
50 to 99 employees	4	2,739
100 or more employees	n/a	2,336
Total number of establishments without employees (2006)	891	267,161
Total number of establishments without employees (2009)	924	265,757
<i>Percent change in number of establishments without employees (2006-2009)</i>	3.7%	-0.5%

Bureau of Economic Analysis

Proprietors

Total employment (2009)	4,133	2,326,998
Proprietors (2009)	1,458	459,872
<i>Proprietors as a percent of total employment (2009)</i>	35.3%	19.8%

< Continued on back side >

< Continued from front side >



~ Entrepreneurship Update ~

Powell County

Julie N. Zimmerman
Department of Community and Leadership Development
April, 2012

COOPERATIVE
EXTENSION
SERVICE



UNIVERSITY OF KENTUCKY
College of Agriculture

County State

Bureau of Economic Analysis (continued)

Total employment (1999)	4,852	2,271,250
Proprietors (1999)	1,440	394,649
<i>Proprietors as a percent of total employment (1999)</i>	<i>29.7%</i>	<i>17.4%</i>
<i>Percent change in total employment (1999-2009)</i>	<i>-14.8%</i>	<i>2.5%</i>
<i>Percent change in proprietors (1999-2009)</i>	<i>1.3%</i>	<i>16.5%</i>

Statistics of U.S. Businesses

Initial Year Number of Establishments (2007-2008)	169	86,264
Net Change in Number of Establishments (2007-2008)	-10	-621
Number of Establishment Births (2007-2008)	12	7,789
Number of Establishment Deaths (2007-2008)	22	8,410
Number of Establishment Expansions (2007-2008)	39	23,248
Number of Establishment Contractions (2007-2008)	45	24,400

These data are from:


County Business Patterns: <http://www.census.gov/econ/cbp/index.html>

Bureau of Economic Analysis: <http://www.bea.gov/regional/index.htm>

Statistics of U.S. Businesses: <http://www.census.gov/csd/susb/susb.htm>

Kentucky: By The Numbers is a program in the Department of Community and Leadership Development and the Kentucky Cooperative Extension Service at the University of Kentucky. For more information contact your local Cooperative Extension office or Dr. Julie N. Zimmerman, Department of Community and Leadership Development, 500 Garrigus Building, University of Kentucky, Lexington, KY 40546-0215. email: jzimm@email.uky.edu.

Educational programs of the Kentucky Cooperative Extension Service serve all people regardless of race, color, age, sex, religion, disability, or national origin.
UNIVERSITY OF KENTUCKY, KENTUCKY STATE UNIVERSITY, U.S. DEPARTMENT OF AGRICULTURE, AND KENTUCKY COUNTIES, COOPERATING
An Equal Opportunity University



~ Entrepreneurship Update ~

Pulaski County

Julie N. Zimmerman
Rural Sociology
Department of Community and Leadership Development
April, 2012



Rural entrepreneurship is sometimes called the ‘third leg’ of local economic development. While there is no single way to measure entrepreneurship, many rely on data for small firms to assess its breadth and depth. This issue of “Kentucky: By the Numbers” is based on a special series created for the **Kentucky Entrepreneurial Coaches Institute (KECI)**. To foster entrepreneurship, the KECI was formed to “encourage diversification of the economies in rural Kentucky.” More information is available at <http://www.uky.edu/Ag/CLD/KECI>.

The Kentucky: By the Numbers Data Series provides county profiles developed to support local decision making. The entire series is available at <http://www.ca.uky.edu/snarl>

	<u>County</u>	<u>State</u>
<u>County Business Patterns</u>		
Total number of establishments (with employees) (2009)	1,417	90,661
1 to 4 employees	670	45,385
5 to 9 employees	331	18,879
10 to 19 employees	226	12,751
20 to 49 employees	127	8,571
50 to 99 employees	38	2,739
100 or more employees	25	2,336
 Total number of establishments without employees (2006)	 4,239	 267,161
Total number of establishments without employees (2009)	4,092	265,757
<i>Percent change in number of establishments without employees (2006-2009)</i>	<i>-3.5%</i>	<i>-0.5%</i>

Bureau of Economic Analysis

Proprietors

Total employment (2009)	32,965	2,326,998
Proprietors (2009)	6,529	459,872
<i>Proprietors as a percent of total employment (2009)</i>	<i>19.8%</i>	<i>19.8%</i>

< Continued on back side >

< Continued from front side >



~ Entrepreneurship Update ~

Pulaski County

Julie N. Zimmerman
Department of Community and Leadership Development
April, 2012

COOPERATIVE
EXTENSION
SERVICE



UNIVERSITY OF KENTUCKY
College of Agriculture

County State

Bureau of Economic Analysis (continued)

Total employment (1999)	31,717	2,271,250
Proprietors (1999)	6,365	394,649
<i>Proprietors as a percent of total employment (1999)</i>	<i>20.1%</i>	<i>17.4%</i>
<i>Percent change in total employment (1999-2009)</i>	<i>3.9%</i>	<i>2.5%</i>
<i>Percent change in proprietors (1999-2009)</i>	<i>2.6%</i>	<i>16.5%</i>

Statistics of U.S. Businesses

Initial Year Number of Establishments (2007-2008)	1,386	86,264
Net Change in Number of Establishments (2007-2008)	-20	-621
Number of Establishment Births (2007-2008)	123	7,789
Number of Establishment Deaths (2007-2008)	143	8,410
Number of Establishment Expansions (2007-2008)	389	23,248
Number of Establishment Contractions (2007-2008)	403	24,400

These data are from:

County Business Patterns: <http://www.census.gov/econ/cbp/index.html>

Bureau of Economic Analysis: <http://www.bea.gov/regional/index.htm>

Statistics of U.S. Businesses: <http://www.census.gov/csd/susb/susb.htm>

Kentucky: By The Numbers is a program in the Department of Community and Leadership Development and the Kentucky Cooperative Extension Service at the University of Kentucky. For more information contact your local Cooperative Extension office or Dr. Julie N. Zimmerman, Department of Community and Leadership Development, 500 Garrigus Building, University of Kentucky, Lexington, KY 40546-0215. email: jzimm@email.uky.edu.

Educational programs of the Kentucky Cooperative Extension Service serve all people regardless of race, color, age, sex, religion, disability, or national origin.
UNIVERSITY OF KENTUCKY, KENTUCKY STATE UNIVERSITY, U.S. DEPARTMENT OF AGRICULTURE, AND KENTUCKY COUNTIES, COOPERATING
An Equal Opportunity University