



~ Entrepreneurship Update ~

Mason County

Julie N. Zimmerman
Rural Sociology
Department of Community and Leadership Development
April, 2012



Rural entrepreneurship is sometimes called the ‘third leg’ of local economic development. While there is no single way to measure entrepreneurship, many rely on data for small firms to assess its breadth and depth. This issue of “Kentucky: By the Numbers” is based on a special series created for the **Kentucky Entrepreneurial Coaches Institute (KECI)**. To foster entrepreneurship, the KECI was formed to “encourage diversification of the economies in rural Kentucky.” More information is available at <http://www.uky.edu/Ag/CLD/KECI>.

The Kentucky: By the Numbers Data Series provides county profiles developed to support local decision making. The entire series is available at <http://www.ca.uky.edu/snarl>

	<u>County</u>	<u>State</u>
<u>County Business Patterns</u>		
Total number of establishments (with employees) (2009)	472	90,661
1 to 4 employees	219	45,385
5 to 9 employees	121	18,879
10 to 19 employees	68	12,751
20 to 49 employees	31	8,571
50 to 99 employees	16	2,739
100 or more employees	17	2,336
 Total number of establishments without employees (2006)	 1,153	 267,161
Total number of establishments without employees (2009)	1,094	265,757
<i>Percent change in number of establishments without employees (2006-2009)</i>	<i>-5.1%</i>	<i>-0.5%</i>

Bureau of Economic Analysis

Proprietors

Total employment (2009)	11,702	2,326,998
Proprietors (2009)	2,346	459,872
<i>Proprietors as a percent of total employment (2009)</i>	<i>20.0%</i>	<i>19.8%</i>

< Continued on back side >

< Continued from front side >



~ Entrepreneurship Update ~

Mason County

Julie N. Zimmerman
Department of Community and Leadership Development
April, 2012



County State

Bureau of Economic Analysis (continued)

Total employment (1999)	12,792	2,271,250
Proprietors (1999)	2,354	394,649
<i>Proprietors as a percent of total employment (1999)</i>	<i>18.4%</i>	<i>17.4%</i>
<i>Percent change in total employment (1999-2009)</i>	<i>-8.5%</i>	<i>2.5%</i>
<i>Percent change in proprietors (1999-2009)</i>	<i>-0.3%</i>	<i>16.5%</i>

Statistics of U.S. Businesses

Initial Year Number of Establishments (2007-2008)	466	86,264
Net Change in Number of Establishments (2007-2008)	0	-621
Number of Establishment Births (2007-2008)	29	7,789
Number of Establishment Deaths (2007-2008)	29	8,410
Number of Establishment Expansions (2007-2008)	126	23,248
Number of Establishment Contractions (2007-2008)	131	24,400

These data are from:


County Business Patterns: <http://www.census.gov/econ/cbp/index.html>

Bureau of Economic Analysis: <http://www.bea.gov/regional/index.htm>

Statistics of U.S. Businesses: <http://www.census.gov/csd/susb/susb.htm>

Kentucky: By The Numbers is a program in the Department of Community and Leadership Development and the Kentucky Cooperative Extension Service at the University of Kentucky. For more information contact your local Cooperative Extension office or Dr. Julie N. Zimmerman, Department of Community and Leadership Development, 500 Garrigus Building, University of Kentucky, Lexington, KY 40546-0215. email: jzimm@email.uky.edu.

Educational programs of the Kentucky Cooperative Extension Service serve all people regardless of race, color, age, sex, religion, disability, or national origin.
UNIVERSITY OF KENTUCKY, KENTUCKY STATE UNIVERSITY, U.S. DEPARTMENT OF AGRICULTURE, AND KENTUCKY COUNTIES, COOPERATING
An Equal Opportunity University



~ Entrepreneurship Update ~

Meade County

Julie N. Zimmerman
Rural Sociology
Department of Community and Leadership Development
April, 2012



Rural entrepreneurship is sometimes called the ‘third leg’ of local economic development. While there is no single way to measure entrepreneurship, many rely on data for small firms to assess its breadth and depth. This issue of “Kentucky: By the Numbers” is based on a special series created for the **Kentucky Entrepreneurial Coaches Institute (KECI)**. To foster entrepreneurship, the KECI was formed to “encourage diversification of the economies in rural Kentucky.” More information is available at <http://www.uky.edu/Ag/CLD/KECI>.

The Kentucky: By the Numbers Data Series provides county profiles developed to support local decision making. The entire series is available at <http://www.ca.uky.edu/snar/>

	<u>County</u>	<u>State</u>
<u>County Business Patterns</u>		
Total number of establishments (with employees) (2009)	322	90,661
1 to 4 employees	172	45,385
5 to 9 employees	68	18,879
10 to 19 employees	49	12,751
20 to 49 employees	21	8,571
50 to 99 employees	8	2,739
100 or more employees	4	2,336
 Total number of establishments without employees (2006)	 1,491	 267,161
Total number of establishments without employees (2009)	1,366	265,757
<i>Percent change in number of establishments without employees (2006-2009)</i>	<i>-8.4%</i>	<i>-0.5%</i>

Bureau of Economic Analysis

Proprietors

Total employment (2009)	7,052	2,326,998
Proprietors (2009)	2,365	459,872
<i>Proprietors as a percent of total employment (2009)</i>	<i>33.5%</i>	<i>19.8%</i>

< Continued on back side >

< Continued from front side >



~ Entrepreneurship Update ~

Meade County

Julie N. Zimmerman
Department of Community and Leadership Development
April, 2012

COOPERATIVE
EXTENSION
SERVICE



UNIVERSITY OF KENTUCKY
College of Agriculture

County State

Bureau of Economic Analysis (continued)

Total employment (1999)	6,522	2,271,250
Proprietors (1999)	2,379	394,649
<i>Proprietors as a percent of total employment (1999)</i>	<i>36.5%</i>	<i>17.4%</i>
<i>Percent change in total employment (1999-2009)</i>	<i>8.1%</i>	<i>2.5%</i>
<i>Percent change in proprietors (1999-2009)</i>	<i>-0.6%</i>	<i>16.5%</i>

Statistics of U.S. Businesses

Initial Year Number of Establishments (2007-2008)	304	86,264
Net Change in Number of Establishments (2007-2008)	4	-621
Number of Establishment Births (2007-2008)	32	7,789
Number of Establishment Deaths (2007-2008)	28	8,410
Number of Establishment Expansions (2007-2008)	91	23,248
Number of Establishment Contractions (2007-2008)	89	24,400

These data are from:


County Business Patterns: <http://www.census.gov/econ/cbp/index.html>

Bureau of Economic Analysis: <http://www.bea.gov/regional/index.htm>

Statistics of U.S. Businesses: <http://www.census.gov/csd/susb/susb.htm>

Kentucky: By The Numbers is a program in the Department of Community and Leadership Development and the Kentucky Cooperative Extension Service at the University of Kentucky. For more information contact your local Cooperative Extension office or Dr. Julie N. Zimmerman, Department of Community and Leadership Development, 500 Garrigus Building, University of Kentucky, Lexington, KY 40546-0215. email: jzimm@email.uky.edu.

Educational programs of the Kentucky Cooperative Extension Service serve all people regardless of race, color, age, sex, religion, disability, or national origin.
UNIVERSITY OF KENTUCKY, KENTUCKY STATE UNIVERSITY, U.S. DEPARTMENT OF AGRICULTURE, AND KENTUCKY COUNTIES, COOPERATING
An Equal Opportunity University



~ Entrepreneurship Update ~

Meniffee County



Julie N. Zimmerman
Rural Sociology
Department of Community and Leadership Development
April, 2012

Rural entrepreneurship is sometimes called the ‘third leg’ of local economic development. While there is no single way to measure entrepreneurship, many rely on data for small firms to assess its breadth and depth. This issue of “Kentucky: By the Numbers” is based on a special series created for the **Kentucky Entrepreneurial Coaches Institute (KECI)**. To foster entrepreneurship, the KECI was formed to “encourage diversification of the economies in rural Kentucky.” More information is available at <http://www.uky.edu/Ag/CLD/KECI>.

The Kentucky: By the Numbers Data Series provides county profiles developed to support local decision making. The entire series is available at <http://www.ca.uky.edu/snarl>

	<u>County</u>	<u>State</u>
<u>County Business Patterns</u>		
Total number of establishments (with employees) (2009)	60	90,661
1 to 4 employees	34	45,385
5 to 9 employees	13	18,879
10 to 19 employees	7	12,751
20 to 49 employees	4	8,571
50 to 99 employees	2	2,739
100 or more employees	n/a	2,336
 Total number of establishments without employees (2006)	 436	 267,161
Total number of establishments without employees (2009)	433	265,757
<i>Percent change in number of establishments without employees (2006-2009)</i>	<i>-0.7%</i>	<i>-0.5%</i>

Bureau of Economic Analysis

Proprietors

Total employment (2009)	1,785	2,326,998
Proprietors (2009)	805	459,872
<i>Proprietors as a percent of total employment (2009)</i>	<i>45.1%</i>	<i>19.8%</i>

< Continued on back side >

< Continued from front side >



~ Entrepreneurship Update ~

Menifee County

Julie N. Zimmerman
Department of Community and Leadership Development
April, 2012



	<u>County</u>	<u>State</u>
<u>Bureau of Economic Analysis</u> (continued)		
Total employment (1999)	1,897	2,271,250
Proprietors (1999)	834	394,649
<i>Proprietors as a percent of total employment (1999)</i>	44.0%	17.4%
<i>Percent change in total employment (1999-2009)</i>	-5.9%	2.5%
<i>Percent change in proprietors (1999-2009)</i>	-3.5%	16.5%
<u>Statistics of U.S. Businesses</u>		
Initial Year Number of Establishments (2007-2008)	58	86,264
Net Change in Number of Establishments (2007-2008)	0	-621
Number of Establishment Births (2007-2008)	6	7,789
Number of Establishment Deaths (2007-2008)	6	8,410
Number of Establishment Expansions (2007-2008)	19	23,248
Number of Establishment Contractions (2007-2008)	15	24,400

These data are from:


County Business Patterns: <http://www.census.gov/econ/cbp/index.html>

Bureau of Economic Analysis: <http://www.bea.gov/regional/index.htm>

Statistics of U.S. Businesses: <http://www.census.gov/csd/susb/susb.htm>

Kentucky: By The Numbers is a program in the Department of Community and Leadership Development and the Kentucky Cooperative Extension Service at the University of Kentucky. For more information contact your local Cooperative Extension office or Dr. Julie N. Zimmerman, Department of Community and Leadership Development, 500 Garrigus Building, University of Kentucky, Lexington, KY 40546-0215. email: jzimm@email.uky.edu.

Educational programs of the Kentucky Cooperative Extension Service serve all people regardless of race, color, age, sex, religion, disability, or national origin.
UNIVERSITY OF KENTUCKY, KENTUCKY STATE UNIVERSITY, U.S. DEPARTMENT OF AGRICULTURE, AND KENTUCKY COUNTIES, COOPERATING
An Equal Opportunity University



~ Entrepreneurship Update ~

Mercer County

Julie N. Zimmerman
Rural Sociology
Department of Community and Leadership Development
April, 2012



Rural entrepreneurship is sometimes called the ‘third leg’ of local economic development. While there is no single way to measure entrepreneurship, many rely on data for small firms to assess its breadth and depth. This issue of “Kentucky: By the Numbers” is based on a special series created for the **Kentucky Entrepreneurial Coaches Institute (KECI)**. To foster entrepreneurship, the KECI was formed to “encourage diversification of the economies in rural Kentucky.” More information is available at <http://www.uky.edu/Ag/CLD/KECI>.

The Kentucky: By the Numbers Data Series provides county profiles developed to support local decision making. The entire series is available at <http://www.ca.uky.edu/snarl>

	<u>County</u>	<u>State</u>
<u>County Business Patterns</u>		
Total number of establishments (with employees) (2009)	379	90,661
1 to 4 employees	232	45,385
5 to 9 employees	71	18,879
10 to 19 employees	39	12,751
20 to 49 employees	21	8,571
50 to 99 employees	6	2,739
100 or more employees	10	2,336
 Total number of establishments without employees (2006)	 1,608	 267,161
Total number of establishments without employees (2009)	1,486	265,757
<i>Percent change in number of establishments without employees (2006-2009)</i>	<i>-7.6%</i>	<i>-0.5%</i>

Bureau of Economic Analysis

Proprietors

Total employment (2009)	10,056	2,326,998
Proprietors (2009)	3,353	459,872
<i>Proprietors as a percent of total employment (2009)</i>	<i>33.3%</i>	<i>19.8%</i>

< Continued on back side >

< Continued from front side >



~ Entrepreneurship Update ~

Mercer County

Julie N. Zimmerman
Department of Community and Leadership Development
April, 2012

COOPERATIVE
EXTENSION
SERVICE



UNIVERSITY OF KENTUCKY
College of Agriculture

County State

Bureau of Economic Analysis (continued)

Total employment (1999)	10,652	2,271,250
Proprietors (1999)	2,990	394,649
<i>Proprietors as a percent of total employment (1999)</i>	<i>28.1%</i>	<i>17.4%</i>
<i>Percent change in total employment (1999-2009)</i>	<i>-5.6%</i>	<i>2.5%</i>
<i>Percent change in proprietors (1999-2009)</i>	<i>12.1%</i>	<i>16.5%</i>

Statistics of U.S. Businesses

Initial Year Number of Establishments (2007-2008)	369	86,264
Net Change in Number of Establishments (2007-2008)	-6	-621
Number of Establishment Births (2007-2008)	34	7,789
Number of Establishment Deaths (2007-2008)	40	8,410
Number of Establishment Expansions (2007-2008)	96	23,248
Number of Establishment Contractions (2007-2008)	91	24,400

These data are from:

County Business Patterns: <http://www.census.gov/econ/cbp/index.html>

Bureau of Economic Analysis: <http://www.bea.gov/regional/index.htm>

Statistics of U.S. Businesses: <http://www.census.gov/csd/susb/susb.htm>

Kentucky: By The Numbers is a program in the Department of Community and Leadership Development and the Kentucky Cooperative Extension Service at the University of Kentucky. For more information contact your local Cooperative Extension office or Dr. Julie N. Zimmerman, Department of Community and Leadership Development, 500 Garrigus Building, University of Kentucky, Lexington, KY 40546-0215. email: jzimm@email.uky.edu.

Educational programs of the Kentucky Cooperative Extension Service serve all people regardless of race, color, age, sex, religion, disability, or national origin.
UNIVERSITY OF KENTUCKY, KENTUCKY STATE UNIVERSITY, U.S. DEPARTMENT OF AGRICULTURE, AND KENTUCKY COUNTIES, COOPERATING
An Equal Opportunity University



~ Entrepreneurship Update ~

Metcalfe County

Julie N. Zimmerman
Rural Sociology
Department of Community and Leadership Development
April, 2012



Rural entrepreneurship is sometimes called the ‘third leg’ of local economic development. While there is no single way to measure entrepreneurship, many rely on data for small firms to assess its breadth and depth. This issue of “Kentucky: By the Numbers” is based on a special series created for the **Kentucky Entrepreneurial Coaches Institute (KECI)**. To foster entrepreneurship, the KECI was formed to “encourage diversification of the economies in rural Kentucky.” More information is available at <http://www.uky.edu/Ag/CLD/KECI>.

The Kentucky: By the Numbers Data Series provides county profiles developed to support local decision making. The entire series is available at <http://www.ca.uky.edu/snar/>

	<u>County</u>	<u>State</u>
<u>County Business Patterns</u>		
Total number of establishments (with employees) (2009)	115	90,661
1 to 4 employees	60	45,385
5 to 9 employees	27	18,879
10 to 19 employees	15	12,751
20 to 49 employees	7	8,571
50 to 99 employees	4	2,739
100 or more employees	2	2,336
 Total number of establishments without employees (2006)	 913	 267,161
Total number of establishments without employees (2009)	903	265,757
<i>Percent change in number of establishments without employees (2006-2009)</i>	<i>-1.1%</i>	<i>-0.5%</i>

Bureau of Economic Analysis

Proprietors

Total employment (2009)	3,878	2,326,998
Proprietors (2009)	1,727	459,872
<i>Proprietors as a percent of total employment (2009)</i>	<i>44.5%</i>	<i>19.8%</i>

< Continued on back side >

< Continued from front side >



~ Entrepreneurship Update ~

Metcalfe County

Julie N. Zimmerman
Department of Community and Leadership Development
April, 2012



	<u>County</u>	<u>State</u>
<u>Bureau of Economic Analysis</u> (continued)		
Total employment (1999)	4,538	2,271,250
Proprietors (1999)	1,868	394,649
<i>Proprietors as a percent of total employment (1999)</i>	<i>41.2%</i>	<i>17.4%</i>
<i>Percent change in total employment (1999-2009)</i>	<i>-14.5%</i>	<i>2.5%</i>
<i>Percent change in proprietors (1999-2009)</i>	<i>-7.5%</i>	<i>16.5%</i>
<u>Statistics of U.S. Businesses</u>		
Initial Year Number of Establishments (2007-2008)	116	86,264
Net Change in Number of Establishments (2007-2008)	-3	-621
Number of Establishment Births (2007-2008)	9	7,789
Number of Establishment Deaths (2007-2008)	12	8,410
Number of Establishment Expansions (2007-2008)	26	23,248
Number of Establishment Contractions (2007-2008)	40	24,400

These data are from:


County Business Patterns: <http://www.census.gov/econ/cbp/index.html>

Bureau of Economic Analysis: <http://www.bea.gov/regional/index.htm>

Statistics of U.S. Businesses: <http://www.census.gov/csd/susb/susb.htm>

Kentucky: By The Numbers is a program in the Department of Community and Leadership Development and the Kentucky Cooperative Extension Service at the University of Kentucky. For more information contact your local Cooperative Extension office or Dr. Julie N. Zimmerman, Department of Community and Leadership Development, 500 Garrigus Building, University of Kentucky, Lexington, KY 40546-0215. email: jzimm@email.uky.edu.

Educational programs of the Kentucky Cooperative Extension Service serve all people regardless of race, color, age, sex, religion, disability, or national origin.
UNIVERSITY OF KENTUCKY, KENTUCKY STATE UNIVERSITY, U.S. DEPARTMENT OF AGRICULTURE, AND KENTUCKY COUNTIES, COOPERATING
An Equal Opportunity University



~ Entrepreneurship Update ~

Monroe County

Julie N. Zimmerman
Rural Sociology
Department of Community and Leadership Development
April, 2012



Rural entrepreneurship is sometimes called the ‘third leg’ of local economic development. While there is no single way to measure entrepreneurship, many rely on data for small firms to assess its breadth and depth. This issue of “Kentucky: By the Numbers” is based on a special series created for the **Kentucky Entrepreneurial Coaches Institute (KECI)**. To foster entrepreneurship, the KECI was formed to “encourage diversification of the economies in rural Kentucky.” More information is available at <http://www.uky.edu/Ag/CLD/KECI>.

The Kentucky: By the Numbers Data Series provides county profiles developed to support local decision making. The entire series is available at <http://www.ca.uky.edu/snarl>

	<u>County</u>	<u>State</u>
<u>County Business Patterns</u>		
Total number of establishments (with employees) (2009)	207	90,661
1 to 4 employees	115	45,385
5 to 9 employees	48	18,879
10 to 19 employees	22	12,751
20 to 49 employees	13	8,571
50 to 99 employees	4	2,739
100 or more employees	5	2,336
 Total number of establishments without employees (2006)	 891	 267,161
Total number of establishments without employees (2009)	857	265,757
<i>Percent change in number of establishments without employees (2006-2009)</i>	<i>-3.8%</i>	<i>-0.5%</i>

Bureau of Economic Analysis

Proprietors

Total employment (2009)	4,969	2,326,998
Proprietors (2009)	1,970	459,872
<i>Proprietors as a percent of total employment (2009)</i>	<i>39.6%</i>	<i>19.8%</i>

< Continued on back side >

< Continued from front side >



~ Entrepreneurship Update ~

Monroe County

Julie N. Zimmerman
Department of Community and Leadership Development
April, 2012

COOPERATIVE
EXTENSION
SERVICE



UNIVERSITY OF KENTUCKY
College of Agriculture

County State

Bureau of Economic Analysis (continued)

Total employment (1999)	6,072	2,271,250
Proprietors (1999)	1,994	394,649
<i>Proprietors as a percent of total employment (1999)</i>	<i>32.8%</i>	<i>17.4%</i>
<i>Percent change in total employment (1999-2009)</i>	<i>-18.2%</i>	<i>2.5%</i>
<i>Percent change in proprietors (1999-2009)</i>	<i>-1.2%</i>	<i>16.5%</i>

Statistics of U.S. Businesses

Initial Year Number of Establishments (2007-2008)	190	86,264
Net Change in Number of Establishments (2007-2008)	2	-621
Number of Establishment Births (2007-2008)	22	7,789
Number of Establishment Deaths (2007-2008)	20	8,410
Number of Establishment Expansions (2007-2008)	51	23,248
Number of Establishment Contractions (2007-2008)	38	24,400

These data are from:


County Business Patterns: <http://www.census.gov/econ/cbp/index.html>

Bureau of Economic Analysis: <http://www.bea.gov/regional/index.htm>

Statistics of U.S. Businesses: <http://www.census.gov/csd/susb/susb.htm>

Kentucky: By The Numbers is a program in the Department of Community and Leadership Development and the Kentucky Cooperative Extension Service at the University of Kentucky. For more information contact your local Cooperative Extension office or Dr. Julie N. Zimmerman, Department of Community and Leadership Development, 500 Garrigus Building, University of Kentucky, Lexington, KY 40546-0215. email: jzimm@email.uky.edu.

Educational programs of the Kentucky Cooperative Extension Service serve all people regardless of race, color, age, sex, religion, disability, or national origin.
UNIVERSITY OF KENTUCKY, KENTUCKY STATE UNIVERSITY, U.S. DEPARTMENT OF AGRICULTURE, AND KENTUCKY COUNTIES, COOPERATING
An Equal Opportunity University



~ Entrepreneurship Update ~

Montgomery County



Julie N. Zimmerman
Rural Sociology
Department of Community and Leadership Development
April, 2012

Rural entrepreneurship is sometimes called the ‘third leg’ of local economic development. While there is no single way to measure entrepreneurship, many rely on data for small firms to assess its breadth and depth. This issue of “Kentucky: By the Numbers” is based on a special series created for the **Kentucky Entrepreneurial Coaches Institute (KECI)**. To foster entrepreneurship, the KECI was formed to “encourage diversification of the economies in rural Kentucky.” More information is available at <http://www.uky.edu/Ag/CLD/KECI>.

The Kentucky: By the Numbers Data Series provides county profiles developed to support local decision making. The entire series is available at <http://www.ca.uky.edu/snarl>

	<u>County</u>	<u>State</u>
<u>County Business Patterns</u>		
Total number of establishments (with employees) (2009)	527	90,661
1 to 4 employees	266	45,385
5 to 9 employees	120	18,879
10 to 19 employees	69	12,751
20 to 49 employees	43	8,571
50 to 99 employees	13	2,739
100 or more employees	16	2,336
 Total number of establishments without employees (2006)	 1,644	 267,161
Total number of establishments without employees (2009)	1,808	265,757
<i>Percent change in number of establishments without employees (2006-2009)</i>	<i>10.0%</i>	<i>-0.5%</i>

Bureau of Economic Analysis

Proprietors

Total employment (2009)	13,383	2,326,998
Proprietors (2009)	2,826	459,872
<i>Proprietors as a percent of total employment (2009)</i>	<i>21.1%</i>	<i>19.8%</i>

< Continued on back side >

< Continued from front side >



~ Entrepreneurship Update ~

Montgomery County

Julie N. Zimmerman
Department of Community and Leadership Development
April, 2012



County State

Bureau of Economic Analysis (continued)

Total employment (1999)	13,055	2,271,250
Proprietors (1999)	2,649	394,649
<i>Proprietors as a percent of total employment (1999)</i>	<i>20.3%</i>	<i>17.4%</i>
<i>Percent change in total employment (1999-2009)</i>	<i>2.5%</i>	<i>2.5%</i>
<i>Percent change in proprietors (1999-2009)</i>	<i>6.7%</i>	<i>16.5%</i>

Statistics of U.S. Businesses

Initial Year Number of Establishments (2007-2008)	519	86,264
Net Change in Number of Establishments (2007-2008)	-9	-621
Number of Establishment Births (2007-2008)	44	7,789
Number of Establishment Deaths (2007-2008)	53	8,410
Number of Establishment Expansions (2007-2008)	125	23,248
Number of Establishment Contractions (2007-2008)	148	24,400

These data are from:


County Business Patterns: <http://www.census.gov/econ/cbp/index.html>

Bureau of Economic Analysis: <http://www.bea.gov/regional/index.htm>

Statistics of U.S. Businesses: <http://www.census.gov/csd/susb/susb.htm>

Kentucky: By The Numbers is a program in the Department of Community and Leadership Development and the Kentucky Cooperative Extension Service at the University of Kentucky. For more information contact your local Cooperative Extension office or Dr. Julie N. Zimmerman, Department of Community and Leadership Development, 500 Garrigus Building, University of Kentucky, Lexington, KY 40546-0215. email: jzimm@email.uky.edu.

Educational programs of the Kentucky Cooperative Extension Service serve all people regardless of race, color, age, sex, religion, disability, or national origin.
UNIVERSITY OF KENTUCKY, KENTUCKY STATE UNIVERSITY, U.S. DEPARTMENT OF AGRICULTURE, AND KENTUCKY COUNTIES, COOPERATING
An Equal Opportunity University



~ Entrepreneurship Update ~

Morgan County

Julie N. Zimmerman
Rural Sociology
Department of Community and Leadership Development
April, 2012



Rural entrepreneurship is sometimes called the ‘third leg’ of local economic development. While there is no single way to measure entrepreneurship, many rely on data for small firms to assess its breadth and depth. This issue of “Kentucky: By the Numbers” is based on a special series created for the **Kentucky Entrepreneurial Coaches Institute (KECI)**. To foster entrepreneurship, the KECI was formed to “encourage diversification of the economies in rural Kentucky.” More information is available at <http://www.uky.edu/Ag/CLD/KECI>.

The Kentucky: By the Numbers Data Series provides county profiles developed to support local decision making. The entire series is available at <http://www.ca.uky.edu/snarl>

	<u>County</u>	<u>State</u>
<u>County Business Patterns</u>		
Total number of establishments (with employees) (2009)	172	90,661
1 to 4 employees	91	45,385
5 to 9 employees	36	18,879
10 to 19 employees	23	12,751
20 to 49 employees	13	8,571
50 to 99 employees	6	2,739
100 or more employees	3	2,336
 Total number of establishments without employees (2006)	 829	 267,161
Total number of establishments without employees (2009)	764	265,757
<i>Percent change in number of establishments without employees (2006-2009)</i>	<i>-7.8%</i>	<i>-0.5%</i>

Bureau of Economic Analysis

Proprietors

Total employment (2009)	4,810	2,326,998
Proprietors (2009)	1,647	459,872
<i>Proprietors as a percent of total employment (2009)</i>	<i>34.2%</i>	<i>19.8%</i>

< Continued on back side >

< Continued from front side >



~ Entrepreneurship Update ~

Morgan County

Julie N. Zimmerman
Department of Community and Leadership Development
April, 2012

COOPERATIVE
EXTENSION
SERVICE



UNIVERSITY OF KENTUCKY
College of Agriculture

County State

Bureau of Economic Analysis (continued)

Total employment (1999)	5,090	2,271,250
Proprietors (1999)	1,735	394,649
<i>Proprietors as a percent of total employment (1999)</i>	<i>34.1%</i>	<i>17.4%</i>
<i>Percent change in total employment (1999-2009)</i>	<i>-5.5%</i>	<i>2.5%</i>
<i>Percent change in proprietors (1999-2009)</i>	<i>-5.1%</i>	<i>16.5%</i>

Statistics of U.S. Businesses

Initial Year Number of Establishments (2007-2008)	170	86,264
Net Change in Number of Establishments (2007-2008)	-5	-621
Number of Establishment Births (2007-2008)	18	7,789
Number of Establishment Deaths (2007-2008)	23	8,410
Number of Establishment Expansions (2007-2008)	39	23,248
Number of Establishment Contractions (2007-2008)	58	24,400

These data are from:

County Business Patterns: <http://www.census.gov/econ/cbp/index.html>

Bureau of Economic Analysis: <http://www.bea.gov/regional/index.htm>

Statistics of U.S. Businesses: <http://www.census.gov/csd/susb/susb.htm>

Kentucky: By The Numbers is a program in the Department of Community and Leadership Development and the Kentucky Cooperative Extension Service at the University of Kentucky. For more information contact your local Cooperative Extension office or Dr. Julie N. Zimmerman, Department of Community and Leadership Development, 500 Garrigus Building, University of Kentucky, Lexington, KY 40546-0215. email: jzimm@email.uky.edu.

Educational programs of the Kentucky Cooperative Extension Service serve all people regardless of race, color, age, sex, religion, disability, or national origin.
UNIVERSITY OF KENTUCKY, KENTUCKY STATE UNIVERSITY, U.S. DEPARTMENT OF AGRICULTURE, AND KENTUCKY COUNTIES, COOPERATING
An Equal Opportunity University



~ Entrepreneurship Update ~

Muhlenberg County



Julie N. Zimmerman
Rural Sociology
Department of Community and Leadership Development
April, 2012

Rural entrepreneurship is sometimes called the ‘third leg’ of local economic development. While there is no single way to measure entrepreneurship, many rely on data for small firms to assess its breadth and depth. This issue of “Kentucky: By the Numbers” is based on a special series created for the **Kentucky Entrepreneurial Coaches Institute (KECI)**. To foster entrepreneurship, the KECI was formed to “encourage diversification of the economies in rural Kentucky.” More information is available at

<http://www.uky.edu/Ag/CLD/KECI>.

The Kentucky: By the Numbers Data Series provides county profiles developed to support local decision making. The entire series is available at <http://www.ca.uky.edu/snarl>

	<u>County</u>	<u>State</u>
<u>County Business Patterns</u>		
Total number of establishments (with employees) (2009)	565	90,661
1 to 4 employees	312	45,385
5 to 9 employees	120	18,879
10 to 19 employees	62	12,751
20 to 49 employees	47	8,571
50 to 99 employees	13	2,739
100 or more employees	11	2,336
 Total number of establishments without employees (2006)	 1,753	 267,161
Total number of establishments without employees (2009)	1,785	265,757
<i>Percent change in number of establishments without employees (2006-2009)</i>	 <i>1.8%</i>	 <i>-0.5%</i>

Bureau of Economic Analysis

Proprietors

Total employment (2009)	12,794	2,326,998
Proprietors (2009)	2,836	459,872
<i>Proprietors as a percent of total employment (2009)</i>	<i>22.2%</i>	<i>19.8%</i>

< Continued on back side >

< Continued from front side >



~ Entrepreneurship Update ~

Muhlenberg County

Julie N. Zimmerman
Department of Community and Leadership Development
April, 2012



	<u>County</u>	<u>State</u>
<u>Bureau of Economic Analysis</u> (continued)		
Total employment (1999)	12,898	2,271,250
Proprietors (1999)	2,603	394,649
<i>Proprietors as a percent of total employment (1999)</i>	<i>20.2%</i>	<i>17.4%</i>
<i>Percent change in total employment (1999-2009)</i>	<i>-0.8%</i>	<i>2.5%</i>
<i>Percent change in proprietors (1999-2009)</i>	<i>9.0%</i>	<i>16.5%</i>
<u>Statistics of U.S. Businesses</u>		
Initial Year Number of Establishments (2007-2008)	538	86,264
Net Change in Number of Establishments (2007-2008)	9	-621
Number of Establishment Births (2007-2008)	51	7,789
Number of Establishment Deaths (2007-2008)	42	8,410
Number of Establishment Expansions (2007-2008)	123	23,248
Number of Establishment Contractions (2007-2008)	152	24,400

These data are from:


County Business Patterns: <http://www.census.gov/econ/cbp/index.html>

Bureau of Economic Analysis: <http://www.bea.gov/regional/index.htm>

Statistics of U.S. Businesses: <http://www.census.gov/csd/susb/susb.htm>

Kentucky: By The Numbers is a program in the Department of Community and Leadership Development and the Kentucky Cooperative Extension Service at the University of Kentucky. For more information contact your local Cooperative Extension office or Dr. Julie N. Zimmerman, Department of Community and Leadership Development, 500 Garrigus Building, University of Kentucky, Lexington, KY 40546-0215. email: jzimm@email.uky.edu.

Educational programs of the Kentucky Cooperative Extension Service serve all people regardless of race, color, age, sex, religion, disability, or national origin.
UNIVERSITY OF KENTUCKY, KENTUCKY STATE UNIVERSITY, U.S. DEPARTMENT OF AGRICULTURE, AND KENTUCKY COUNTIES, COOPERATING
An Equal Opportunity University



~ Entrepreneurship Update ~

Nelson County

Julie N. Zimmerman
Rural Sociology
Department of Community and Leadership Development
April, 2012



Rural entrepreneurship is sometimes called the ‘third leg’ of local economic development. While there is no single way to measure entrepreneurship, many rely on data for small firms to assess its breadth and depth. This issue of “Kentucky: By the Numbers” is based on a special series created for the **Kentucky Entrepreneurial Coaches Institute (KECI)**. To foster entrepreneurship, the KECI was formed to “encourage diversification of the economies in rural Kentucky.” More information is available at <http://www.uky.edu/Ag/CLD/KECI>.

The Kentucky: By the Numbers Data Series provides county profiles developed to support local decision making. The entire series is available at <http://www.ca.uky.edu/snarl>

	<u>County</u>	<u>State</u>
<u>County Business Patterns</u>		
Total number of establishments (with employees) (2009)	919	90,661
1 to 4 employees	514	45,385
5 to 9 employees	190	18,879
10 to 19 employees	122	12,751
20 to 49 employees	58	8,571
50 to 99 employees	20	2,739
100 or more employees	15	2,336
 Total number of establishments without employees (2006)	 2,975	 267,161
Total number of establishments without employees (2009)	3,031	265,757
<i>Percent change in number of establishments without employees (2006-2009)</i>	 <i>1.9%</i>	 <i>-0.5%</i>

Bureau of Economic Analysis

Proprietors

Total employment (2009)	19,570	2,326,998
Proprietors (2009)	4,805	459,872
<i>Proprietors as a percent of total employment (2009)</i>	 <i>24.6%</i>	 <i>19.8%</i>

< Continued on back side >

< Continued from front side >



~ Entrepreneurship Update ~

Nelson County

Julie N. Zimmerman
Department of Community and Leadership Development
April, 2012



County State

Bureau of Economic Analysis (continued)

Total employment (1999)	17,731	2,271,250
Proprietors (1999)	4,063	394,649
<i>Proprietors as a percent of total employment (1999)</i>	<i>22.9%</i>	<i>17.4%</i>
<i>Percent change in total employment (1999-2009)</i>	<i>10.4%</i>	<i>2.5%</i>
<i>Percent change in proprietors (1999-2009)</i>	<i>18.3%</i>	<i>16.5%</i>

Statistics of U.S. Businesses

Initial Year Number of Establishments (2007-2008)	875	86,264
Net Change in Number of Establishments (2007-2008)	-14	-621
Number of Establishment Births (2007-2008)	74	7,789
Number of Establishment Deaths (2007-2008)	88	8,410
Number of Establishment Expansions (2007-2008)	219	23,248
Number of Establishment Contractions (2007-2008)	244	24,400

These data are from:

County Business Patterns: <http://www.census.gov/econ/cbp/index.html>

Bureau of Economic Analysis: <http://www.bea.gov/regional/index.htm>

Statistics of U.S. Businesses: <http://www.census.gov/csd/susb/susb.htm>

Kentucky: By The Numbers is a program in the Department of Community and Leadership Development and the Kentucky Cooperative Extension Service at the University of Kentucky. For more information contact your local Cooperative Extension office or Dr. Julie N. Zimmerman, Department of Community and Leadership Development, 500 Garrigus Building, University of Kentucky, Lexington, KY 40546-0215. email: jzimm@email.uky.edu.

Educational programs of the Kentucky Cooperative Extension Service serve all people regardless of race, color, age, sex, religion, disability, or national origin.
UNIVERSITY OF KENTUCKY, KENTUCKY STATE UNIVERSITY, U.S. DEPARTMENT OF AGRICULTURE, AND KENTUCKY COUNTIES, COOPERATING
An Equal Opportunity University