

## ~ Entrepreneurship Update ~

### Henderson County

Julie N. Zimmerman  
Rural Sociology  
Department of Community and Leadership Development  
April, 2012

Rural entrepreneurship is sometimes called the ‘third leg’ of local economic development. While there is no single way to measure entrepreneurship, many rely on data for small firms to assess its breadth and depth. This issue of “Kentucky: By the Numbers” is based on a special series created for the **Kentucky Entrepreneurial Coaches Institute (KECI)**. To foster entrepreneurship, the KECI was formed to “encourage diversification of the economies in rural Kentucky.” More information is available at <http://www.uky.edu/Ag/CLD/KECI>.

*The Kentucky: By the Numbers Data Series provides county profiles developed to support local decision making. The entire series is available at <http://www.ca.uky.edu/snarl>*

	<u>County</u>	<u>State</u>
<b><u>County Business Patterns</u></b>		
Total number of establishments (with employees) (2009)	1,060	90,661
1 to 4 employees	501	45,385
5 to 9 employees	252	18,879
10 to 19 employees	164	12,751
20 to 49 employees	86	8,571
50 to 99 employees	34	2,739
100 or more employees	23	2,336
 Total number of establishments without employees (2006)	 2,479	 267,161
Total number of establishments without employees (2009)	2,422	265,757
<i>Percent change in number of establishments without employees     (2006-2009)</i>	 -2.3%	 -0.5%

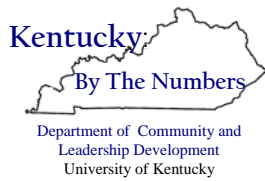
### **Bureau of Economic Analysis**

#### **Proprietors**

Total employment (2009)	21,554	2,326,998
Proprietors (2009)	1,792	459,872
<i>Proprietors as a percent of total employment (2009)</i>	 8.3%	 19.8%

< Continued on back side >

< Continued from front side >



## ~ Entrepreneurship Update ~

### Henderson County

Julie N. Zimmerman  
Department of Community and Leadership Development  
April, 2012

COOPERATIVE  
EXTENSION  
SERVICE



UNIVERSITY OF KENTUCKY  
College of Agriculture

County                      State

#### **Bureau of Economic Analysis** (continued)

Total employment (1999)	27,298	2,271,250
Proprietors (1999)	4,134	394,649
<i>Proprietors as a percent of total employment (1999)</i>	<i>15.1%</i>	<i>17.4%</i>
<i>Percent change in total employment (1999-2009)</i>	<i>-21.0%</i>	<i>2.5%</i>
<i>Percent change in proprietors (1999-2009)</i>	<i>-56.7%</i>	<i>16.5%</i>

#### **Statistics of U.S. Businesses**

Initial Year Number of Establishments (2007-2008)	1,009	86,264
Net Change in Number of Establishments (2007-2008)	15	-621
Number of Establishment Births (2007-2008)	83	7,789
Number of Establishment Deaths (2007-2008)	68	8,410
Number of Establishment Expansions (2007-2008)	290	23,248
Number of Establishment Contractions (2007-2008)	286	24,400

These data are from:


County Business Patterns: <http://www.census.gov/econ/cbp/index.html>

Bureau of Economic Analysis: <http://www.bea.gov/regional/index.htm>

Statistics of U.S. Businesses: <http://www.census.gov/csd/susb/susb.htm>

**Kentucky: By The Numbers** is a program in the Department of Community and Leadership Development and the Kentucky Cooperative Extension Service at the University of Kentucky. For more information contact your local Cooperative Extension office or Dr. Julie N. Zimmerman, Department of Community and Leadership Development, 500 Garrigus Building, University of Kentucky, Lexington, KY 40546-0215. email: [jzimm@email.uky.edu](mailto:jzimm@email.uky.edu).

Educational programs of the Kentucky Cooperative Extension Service serve all people regardless of race, color, age, sex, religion, disability, or national origin.  
UNIVERSITY OF KENTUCKY, KENTUCKY STATE UNIVERSITY, U.S. DEPARTMENT OF AGRICULTURE, AND KENTUCKY COUNTIES, COOPERATING  
An Equal Opportunity University



## ~ Entrepreneurship Update ~

### Henry County

Julie N. Zimmerman  
Rural Sociology  
Department of Community and Leadership Development  
April, 2012



Rural entrepreneurship is sometimes called the ‘third leg’ of local economic development. While there is no single way to measure entrepreneurship, many rely on data for small firms to assess its breadth and depth. This issue of “Kentucky: By the Numbers” is based on a special series created for the **Kentucky Entrepreneurial Coaches Institute (KECI)**. To foster entrepreneurship, the KECI was formed to “encourage diversification of the economies in rural Kentucky.” More information is available at <http://www.uky.edu/Ag/CLD/KECI>.

*The Kentucky: By the Numbers Data Series provides county profiles developed to support local decision making. The entire series is available at <http://www.ca.uky.edu/snarl>*

	<u>County</u>	<u>State</u>
<b><u>County Business Patterns</u></b>		
Total number of establishments (with employees) (2009)	219	90,661
1 to 4 employees	135	45,385
5 to 9 employees	43	18,879
10 to 19 employees	21	12,751
20 to 49 employees	14	8,571
50 to 99 employees	2	2,739
100 or more employees	4	2,336
 Total number of establishments without employees (2006)	 1,104	 267,161
Total number of establishments without employees (2009)	1,086	265,757
<i>Percent change in number of establishments without employees (2006-2009)</i>	<i>-1.6%</i>	<i>-0.5%</i>

### **Bureau of Economic Analysis**

#### **Proprietors**

Total employment (2009)	6,099	2,326,998
Proprietors (2009)	2,690	459,872
<i>Proprietors as a percent of total employment (2009)</i>	<i>44.1%</i>	<i>19.8%</i>

< Continued on back side >

< Continued from front side >



~ Entrepreneurship Update ~

Henry County

Julie N. Zimmerman  
Department of Community and Leadership Development  
April, 2012

COOPERATIVE  
EXTENSION  
SERVICE



UNIVERSITY OF KENTUCKY  
College of Agriculture

County                      State

**Bureau of Economic Analysis** (continued)

Total employment (1999)	6,323	2,271,250
Proprietors (1999)	2,470	394,649
<i>Proprietors as a percent of total employment (1999)</i>	<i>39.1%</i>	<i>17.4%</i>
<i>Percent change in total employment (1999-2009)</i>	<i>-3.5%</i>	<i>2.5%</i>
<i>Percent change in proprietors (1999-2009)</i>	<i>8.9%</i>	<i>16.5%</i>

**Statistics of U.S. Businesses**

Initial Year Number of Establishments (2007-2008)	208	86,264
Net Change in Number of Establishments (2007-2008)	5	-621
Number of Establishment Births (2007-2008)	21	7,789
Number of Establishment Deaths (2007-2008)	16	8,410
Number of Establishment Expansions (2007-2008)	46	23,248
Number of Establishment Contractions (2007-2008)	54	24,400

These data are from:

County Business Patterns: <http://www.census.gov/econ/cbp/index.html>

Bureau of Economic Analysis: <http://www.bea.gov/regional/index.htm>

Statistics of U.S. Businesses: <http://www.census.gov/csd/susb/susb.htm>

**Kentucky: By The Numbers** is a program in the Department of Community and Leadership Development and the Kentucky Cooperative Extension Service at the University of Kentucky. For more information contact your local Cooperative Extension office or Dr. Julie N. Zimmerman, Department of Community and Leadership Development, 500 Garrigus Building, University of Kentucky, Lexington, KY 40546-0215. email: [jzimm@email.uky.edu](mailto:jzimm@email.uky.edu).

Educational programs of the Kentucky Cooperative Extension Service serve all people regardless of race, color, age, sex, religion, disability, or national origin.  
UNIVERSITY OF KENTUCKY, KENTUCKY STATE UNIVERSITY, U.S. DEPARTMENT OF AGRICULTURE, AND KENTUCKY COUNTIES, COOPERATING  
An Equal Opportunity University

Rural entrepreneurship is sometimes called the ‘third leg’ of local economic development. While there is no single way to measure entrepreneurship, many rely on data for small firms to assess its breadth and depth. This issue of “Kentucky: By the Numbers” is based on a special series created for the **Kentucky Entrepreneurial Coaches Institute (KECI)**. To foster entrepreneurship, the KECI was formed to “encourage diversification of the economies in rural Kentucky.” More information is available at <http://www.uky.edu/Ag/CLD/KECI>.

*The Kentucky: By the Numbers Data Series provides county profiles developed to support local decision making. The entire series is available at <http://www.ca.uky.edu/snarl>*

	<u>County</u>	<u>State</u>
<b><u>County Business Patterns</u></b>		
Total number of establishments (with employees) (2009)	79	90,661
1 to 4 employees	40	45,385
5 to 9 employees	17	18,879
10 to 19 employees	10	12,751
20 to 49 employees	5	8,571
50 to 99 employees	5	2,739
100 or more employees	2	2,336
Total number of establishments without employees (2006)	314	267,161
Total number of establishments without employees (2009)	304	265,757
<i>Percent change in number of establishments without employees (2006-2009)</i>	<b>-3.2%</b>	<b>-0.5%</b>

**Bureau of Economic Analysis**

**Proprietors**

Total employment (2009)	1,813	2,326,998
Proprietors (2009)	622	459,872
<i>Proprietors as a percent of total employment (2009)</i>	<b>34.3%</b>	<b>19.8%</b>

< Continued on back side >

< Continued from front side >



## ~ Entrepreneurship Update ~

### Hickman County

Julie N. Zimmerman  
Department of Community and Leadership Development  
April, 2012

COOPERATIVE  
EXTENSION  
SERVICE



UNIVERSITY OF KENTUCKY  
College of Agriculture

	<u>County</u>	<u>State</u>
<b><u>Bureau of Economic Analysis</u></b> (continued)		
Total employment (1999)	2,100	2,271,250
Proprietors (1999)	593	394,649
<i>Proprietors as a percent of total employment (1999)</i>	<i>28.2%</i>	<i>17.4%</i>
<i>Percent change in total employment (1999-2009)</i>	<i>-13.7%</i>	<i>2.5%</i>
<i>Percent change in proprietors (1999-2009)</i>	<i>4.9%</i>	<i>16.5%</i>
<b><u>Statistics of U.S. Businesses</u></b>		
Initial Year Number of Establishments (2007-2008)	81	86,264
Net Change in Number of Establishments (2007-2008)	-5	-621
Number of Establishment Births (2007-2008)	6	7,789
Number of Establishment Deaths (2007-2008)	11	8,410
Number of Establishment Expansions (2007-2008)	31	23,248
Number of Establishment Contractions (2007-2008)	16	24,400

These data are from:

County Business Patterns: <http://www.census.gov/econ/cbp/index.html>

Bureau of Economic Analysis: <http://www.bea.gov/regional/index.htm>

Statistics of U.S. Businesses: <http://www.census.gov/csd/susb/susb.htm>

**Kentucky: By The Numbers** is a program in the Department of Community and Leadership Development and the Kentucky Cooperative Extension Service at the University of Kentucky. For more information contact your local Cooperative Extension office or Dr. Julie N. Zimmerman, Department of Community and Leadership Development, 500 Garrigus Building, University of Kentucky, Lexington, KY 40546-0215. email: [jzimm@email.uky.edu](mailto:jzimm@email.uky.edu).

Educational programs of the Kentucky Cooperative Extension Service serve all people regardless of race, color, age, sex, religion, disability, or national origin.  
UNIVERSITY OF KENTUCKY, KENTUCKY STATE UNIVERSITY, U.S. DEPARTMENT OF AGRICULTURE, AND KENTUCKY COUNTIES, COOPERATING  
An Equal Opportunity University

## ~ Entrepreneurship Update ~

### Hopkins County

Julie N. Zimmerman  
Rural Sociology  
Department of Community and Leadership Development  
April, 2012

Rural entrepreneurship is sometimes called the ‘third leg’ of local economic development. While there is no single way to measure entrepreneurship, many rely on data for small firms to assess its breadth and depth. This issue of “Kentucky: By the Numbers” is based on a special series created for the **Kentucky Entrepreneurial Coaches Institute (KECI)**. To foster entrepreneurship, the KECI was formed to “encourage diversification of the economies in rural Kentucky.” More information is available at <http://www.uky.edu/Ag/CLD/KECI>.

*The Kentucky: By the Numbers Data Series provides county profiles developed to support local decision making. The entire series is available at <http://www.ca.uky.edu/snarl>*

	<u>County</u>	<u>State</u>
<b><u>County Business Patterns</u></b>		
Total number of establishments (with employees) (2009)	989	90,661
1 to 4 employees	456	45,385
5 to 9 employees	252	18,879
10 to 19 employees	157	12,751
20 to 49 employees	80	8,571
50 to 99 employees	23	2,739
100 or more employees	21	2,336
 Total number of establishments without employees (2006)	 2,572	 267,161
Total number of establishments without employees (2009)	2,448	265,757
<i>Percent change in number of establishments without employees     (2006-2009)</i>	 <b>-4.8%</b>	 <b>-0.5%</b>

### **Bureau of Economic Analysis**

#### **Proprietors**

Total employment (2009)	22,487	2,326,998
Proprietors (2009)	4,098	459,872
<i>Proprietors as a percent of total employment (2009)</i>	 <b>18.2%</b>	 <b>19.8%</b>

< Continued on back side >

< Continued from front side >



~ Entrepreneurship Update ~

**Hopkins County**

Julie N. Zimmerman  
Department of Community and Leadership Development  
April, 2012



County                      State

**Bureau of Economic Analysis** (continued)

Total employment (1999)	22,638	2,271,250
Proprietors (1999)	3,760	394,649
<i>Proprietors as a percent of total employment (1999)</i>	<i>16.6%</i>	<i>17.4%</i>
<i>Percent change in total employment (1999-2009)</i>	<i>-0.7%</i>	<i>2.5%</i>
<i>Percent change in proprietors (1999-2009)</i>	<i>9.0%</i>	<i>16.5%</i>

**Statistics of U.S. Businesses**

Initial Year Number of Establishments (2007-2008)	982	86,264
Net Change in Number of Establishments (2007-2008)	-32	-621
Number of Establishment Births (2007-2008)	64	7,789
Number of Establishment Deaths (2007-2008)	96	8,410
Number of Establishment Expansions (2007-2008)	246	23,248
Number of Establishment Contractions (2007-2008)	287	24,400

These data are from:

County Business Patterns: <http://www.census.gov/econ/cbp/index.html>

Bureau of Economic Analysis: <http://www.bea.gov/regional/index.htm>

Statistics of U.S. Businesses: <http://www.census.gov/csd/susb/susb.htm>

**Kentucky: By The Numbers** is a program in the Department of Community and Leadership Development and the Kentucky Cooperative Extension Service at the University of Kentucky. For more information contact your local Cooperative Extension office or Dr. Julie N. Zimmerman, Department of Community and Leadership Development, 500 Garrigus Building, University of Kentucky, Lexington, KY 40546-0215. email: [jzimm@email.uky.edu](mailto:jzimm@email.uky.edu).

Educational programs of the Kentucky Cooperative Extension Service serve all people regardless of race, color, age, sex, religion, disability, or national origin.  
UNIVERSITY OF KENTUCKY, KENTUCKY STATE UNIVERSITY, U.S. DEPARTMENT OF AGRICULTURE, AND KENTUCKY COUNTIES, COOPERATING  
An Equal Opportunity University



Rural entrepreneurship is sometimes called the ‘third leg’ of local economic development. While there is no single way to measure entrepreneurship, many rely on data for small firms to assess its breadth and depth. This issue of “Kentucky: By the Numbers” is based on a special series created for the **Kentucky Entrepreneurial Coaches Institute (KECI)**. To foster entrepreneurship, the KECI was formed to “encourage diversification of the economies in rural Kentucky.” More information is available at <http://www.uky.edu/Ag/CLD/KECI>.

*The Kentucky: By the Numbers Data Series provides county profiles developed to support local decision making. The entire series is available at <http://www.ca.uky.edu/snarl>*

	<u>County</u>	<u>State</u>
<b><u>County Business Patterns</u></b>		
Total number of establishments (with employees) (2009)	118	90,661
1 to 4 employees	69	45,385
5 to 9 employees	21	18,879
10 to 19 employees	14	12,751
20 to 49 employees	10	8,571
50 to 99 employees	2	2,739
100 or more employees	2	2,336
Total number of establishments without employees (2006)	956	267,161
Total number of establishments without employees (2009)	858	265,757
<i>Percent change in number of establishments without employees (2006-2009)</i>	<b>-10.3%</b>	<b>-0.5%</b>

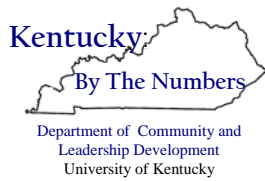
**Bureau of Economic Analysis**

**Proprietors**

Total employment (2009)	4,027	2,326,998
Proprietors (2009)	1,662	459,872
<i>Proprietors as a percent of total employment (2009)</i>	<b>41.3%</b>	<b>19.8%</b>

< Continued on back side >

< Continued from front side >



~ Entrepreneurship Update ~

**Jackson County**

Julie N. Zimmerman  
Department of Community and Leadership Development  
April, 2012



County                      State

**Bureau of Economic Analysis** (continued)

Total employment (1999)	5,090	2,271,250
Proprietors (1999)	1,882	394,649
<i>Proprietors as a percent of total employment (1999)</i>	<i>37.0%</i>	<i>17.4%</i>
<i>Percent change in total employment (1999-2009)</i>	<i>-20.9%</i>	<i>2.5%</i>
<i>Percent change in proprietors (1999-2009)</i>	<i>-11.7%</i>	<i>16.5%</i>

**Statistics of U.S. Businesses**

Initial Year Number of Establishments (2007-2008)	122	86,264
Net Change in Number of Establishments (2007-2008)	-6	-621
Number of Establishment Births (2007-2008)	10	7,789
Number of Establishment Deaths (2007-2008)	16	8,410
Number of Establishment Expansions (2007-2008)	28	23,248
Number of Establishment Contractions (2007-2008)	36	24,400

These data are from:


County Business Patterns: <http://www.census.gov/econ/cbp/index.html>

Bureau of Economic Analysis: <http://www.bea.gov/regional/index.htm>

Statistics of U.S. Businesses: <http://www.census.gov/csd/susb/susb.htm>

**Kentucky: By The Numbers** is a program in the Department of Community and Leadership Development and the Kentucky Cooperative Extension Service at the University of Kentucky. For more information contact your local Cooperative Extension office or Dr. Julie N. Zimmerman, Department of Community and Leadership Development, 500 Garrigus Building, University of Kentucky, Lexington, KY 40546-0215. email: [jzimm@email.uky.edu](mailto:jzimm@email.uky.edu).

Educational programs of the Kentucky Cooperative Extension Service serve all people regardless of race, color, age, sex, religion, disability, or national origin.  
UNIVERSITY OF KENTUCKY, KENTUCKY STATE UNIVERSITY, U.S. DEPARTMENT OF AGRICULTURE, AND KENTUCKY COUNTIES, COOPERATING  
An Equal Opportunity University



## ~ Entrepreneurship Update ~

### Jefferson County

Julie N. Zimmerman  
Rural Sociology  
Department of Community and Leadership Development  
April, 2012



Rural entrepreneurship is sometimes called the ‘third leg’ of local economic development. While there is no single way to measure entrepreneurship, many rely on data for small firms to assess its breadth and depth. This issue of “Kentucky: By the Numbers” is based on a special series created for the **Kentucky Entrepreneurial Coaches Institute (KECI)**. To foster entrepreneurship, the KECI was formed to “encourage diversification of the economies in rural Kentucky.” More information is available at

<http://www.uky.edu/Ag/CLD/KECI>.

*The Kentucky: By the Numbers Data Series provides county profiles developed to support local decision making. The entire series is available at <http://www.ca.uky.edu/snarl>*

	<u>County</u>	<u>State</u>
<b><u>County Business Patterns</u></b>		
Total number of establishments (with employees) (2009)	19,533	90,661
1 to 4 employees	9,308	45,385
5 to 9 employees	3,749	18,879
10 to 19 employees	2,850	12,751
20 to 49 employees	2,174	8,571
50 to 99 employees	793	2,739
100 or more employees	659	2,336
 Total number of establishments without employees (2006)	 46,119	 267,161
Total number of establishments without employees (2009)	46,142	265,757
<i>Percent change in number of establishments without employees     (2006-2009)</i>	 <i>0.0%</i>	 <i>-0.5%</i>

### **Bureau of Economic Analysis**

#### **Proprietors**

Total employment (2009)	513,241	2,326,998
Proprietors (2009)	74,602	459,872
<i>Proprietors as a percent of total employment (2009)</i>	<i>14.5%</i>	<i>19.8%</i>

< Continued on back side >

< Continued from front side >



~ Entrepreneurship Update ~

**Jefferson County**

Julie N. Zimmerman  
Department of Community and Leadership Development  
April, 2012



	<u>County</u>	<u>State</u>
<b><u>Bureau of Economic Analysis</u></b> (continued)		
Total employment (1999)	515,259	2,271,250
Proprietors (1999)	52,288	394,649
<i>Proprietors as a percent of total employment (1999)</i>	<i>10.1%</i>	<i>17.4%</i>
<i>Percent change in total employment (1999-2009)</i>	<i>-0.4%</i>	<i>2.5%</i>
<i>Percent change in proprietors (1999-2009)</i>	<i>42.7%</i>	<i>16.5%</i>
<b><u>Statistics of U.S. Businesses</u></b>		
Initial Year Number of Establishments (2007-2008)	18,395	86,264
Net Change in Number of Establishments (2007-2008)	-142	-621
Number of Establishment Births (2007-2008)	1,747	7,789
Number of Establishment Deaths (2007-2008)	1,889	8,410
Number of Establishment Expansions (2007-2008)	5,174	23,248
Number of Establishment Contractions (2007-2008)	5,064	24,400

These data are from:


County Business Patterns: <http://www.census.gov/econ/cbp/index.html>

Bureau of Economic Analysis: <http://www.bea.gov/regional/index.htm>

Statistics of U.S. Businesses: <http://www.census.gov/csd/susb/susb.htm>

**Kentucky: By The Numbers** is a program in the Department of Community and Leadership Development and the Kentucky Cooperative Extension Service at the University of Kentucky. For more information contact your local Cooperative Extension office or Dr. Julie N. Zimmerman, Department of Community and Leadership Development, 500 Garrigus Building, University of Kentucky, Lexington, KY 40546-0215. email: [jzimm@email.uky.edu](mailto:jzimm@email.uky.edu).

Educational programs of the Kentucky Cooperative Extension Service serve all people regardless of race, color, age, sex, religion, disability, or national origin.  
UNIVERSITY OF KENTUCKY, KENTUCKY STATE UNIVERSITY, U.S. DEPARTMENT OF AGRICULTURE, AND KENTUCKY COUNTIES, COOPERATING  
An Equal Opportunity University



## ~ Entrepreneurship Update ~

### Jessamine County

Julie N. Zimmerman  
Rural Sociology  
Department of Community and Leadership Development  
April, 2012



Rural entrepreneurship is sometimes called the ‘third leg’ of local economic development. While there is no single way to measure entrepreneurship, many rely on data for small firms to assess its breadth and depth. This issue of “Kentucky: By the Numbers” is based on a special series created for the **Kentucky Entrepreneurial Coaches Institute (KECI)**. To foster entrepreneurship, the KECI was formed to “encourage diversification of the economies in rural Kentucky.” More information is available at <http://www.uky.edu/Ag/CLD/KECI>.

*The Kentucky: By the Numbers Data Series provides county profiles developed to support local decision making. The entire series is available at <http://www.ca.uky.edu/snarl>*

	<u>County</u>	<u>State</u>
<b><u>County Business Patterns</u></b>		
Total number of establishments (with employees) (2009)	1,024	90,661
1 to 4 employees	554	45,385
5 to 9 employees	209	18,879
10 to 19 employees	136	12,751
20 to 49 employees	79	8,571
50 to 99 employees	23	2,739
100 or more employees	23	2,336
 Total number of establishments without employees (2006)	 3,678	 267,161
Total number of establishments without employees (2009)	3,789	265,757
<i>Percent change in number of establishments without employees (2006-2009)</i>	<i>3.0%</i>	<i>-0.5%</i>

### **Bureau of Economic Analysis**

#### **Proprietors**

Total employment (2009)	21,958	2,326,998
Proprietors (2009)	5,502	459,872
<i>Proprietors as a percent of total employment (2009)</i>	<i>25.1%</i>	<i>19.8%</i>

< Continued on back side >

< Continued from front side >



~ Entrepreneurship Update ~

Jessamine County

Julie N. Zimmerman  
Department of Community and Leadership Development  
April, 2012



County                      State

**Bureau of Economic Analysis** (continued)

Total employment (1999)	18,631	2,271,250
Proprietors (1999)	4,423	394,649
<i>Proprietors as a percent of total employment (1999)</i>	<i>23.7%</i>	<i>17.4%</i>
<i>Percent change in total employment (1999-2009)</i>	<i>17.9%</i>	<i>2.5%</i>
<i>Percent change in proprietors (1999-2009)</i>	<i>24.4%</i>	<i>16.5%</i>

**Statistics of U.S. Businesses**

Initial Year Number of Establishments (2007-2008)	942	86,264
Net Change in Number of Establishments (2007-2008)	8	-621
Number of Establishment Births (2007-2008)	101	7,789
Number of Establishment Deaths (2007-2008)	93	8,410
Number of Establishment Expansions (2007-2008)	251	23,248
Number of Establishment Contractions (2007-2008)	277	24,400

These data are from:


County Business Patterns: <http://www.census.gov/econ/cbp/index.html>

Bureau of Economic Analysis: <http://www.bea.gov/regional/index.htm>

Statistics of U.S. Businesses: <http://www.census.gov/csd/susb/susb.htm>

**Kentucky: By The Numbers** is a program in the Department of Community and Leadership Development and the Kentucky Cooperative Extension Service at the University of Kentucky. For more information contact your local Cooperative Extension office or Dr. Julie N. Zimmerman, Department of Community and Leadership Development, 500 Garrigus Building, University of Kentucky, Lexington, KY 40546-0215. email: [jzimm@email.uky.edu](mailto:jzimm@email.uky.edu).

Educational programs of the Kentucky Cooperative Extension Service serve all people regardless of race, color, age, sex, religion, disability, or national origin.  
UNIVERSITY OF KENTUCKY, KENTUCKY STATE UNIVERSITY, U.S. DEPARTMENT OF AGRICULTURE, AND KENTUCKY COUNTIES, COOPERATING  
An Equal Opportunity University



## ~ Entrepreneurship Update ~

### Johnson County

Julie N. Zimmerman  
Rural Sociology  
Department of Community and Leadership Development  
April, 2012



Rural entrepreneurship is sometimes called the ‘third leg’ of local economic development. While there is no single way to measure entrepreneurship, many rely on data for small firms to assess its breadth and depth. This issue of “Kentucky: By the Numbers” is based on a special series created for the **Kentucky Entrepreneurial Coaches Institute (KECI)**. To foster entrepreneurship, the KECI was formed to “encourage diversification of the economies in rural Kentucky.” More information is available at <http://www.uky.edu/Ag/CLD/KECI>.

*The Kentucky: By the Numbers Data Series provides county profiles developed to support local decision making. The entire series is available at <http://www.ca.uky.edu/snarl>*

	<u>County</u>	<u>State</u>
<b><u>County Business Patterns</u></b>		
Total number of establishments (with employees) (2009)	437	90,661
1 to 4 employees	217	45,385
5 to 9 employees	110	18,879
10 to 19 employees	57	12,751
20 to 49 employees	43	8,571
50 to 99 employees	6	2,739
100 or more employees	4	2,336
 Total number of establishments without employees (2006)	 1,404	 267,161
Total number of establishments without employees (2009)	1,312	265,757
<i>Percent change in number of establishments without employees (2006-2009)</i>	<i>-6.6%</i>	<i>-0.5%</i>

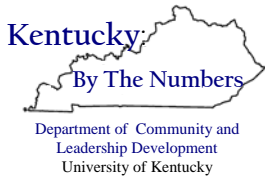
### **Bureau of Economic Analysis**

#### **Proprietors**

Total employment (2009)	8,500	2,326,998
Proprietors (2009)	1,744	459,872
<i>Proprietors as a percent of total employment (2009)</i>	<i>20.5%</i>	<i>19.8%</i>

< Continued on back side >

< Continued from front side >



~ Entrepreneurship Update ~

**Johnson County**

Julie N. Zimmerman  
Department of Community and Leadership Development  
April, 2012

COOPERATIVE  
EXTENSION  
SERVICE



UNIVERSITY OF KENTUCKY  
College of Agriculture

	<u>County</u>	<u>State</u>
<b><u>Bureau of Economic Analysis</u></b> (continued)		
Total employment (1999)	8,503	2,271,250
Proprietors (1999)	1,495	394,649
<i>Proprietors as a percent of total employment (1999)</i>	<i>17.6%</i>	<i>17.4%</i>
<i>Percent change in total employment (1999-2009)</i>	<i>0.0%</i>	<i>2.5%</i>
<i>Percent change in proprietors (1999-2009)</i>	<i>16.7%</i>	<i>16.5%</i>
<b><u>Statistics of U.S. Businesses</u></b>		
Initial Year Number of Establishments (2007-2008)	428	86,264
Net Change in Number of Establishments (2007-2008)	-7	-621
Number of Establishment Births (2007-2008)	36	7,789
Number of Establishment Deaths (2007-2008)	43	8,410
Number of Establishment Expansions (2007-2008)	98	23,248
Number of Establishment Contractions (2007-2008)	131	24,400

These data are from:

County Business Patterns: <http://www.census.gov/econ/cbp/index.html>

Bureau of Economic Analysis: <http://www.bea.gov/regional/index.htm>

Statistics of U.S. Businesses: <http://www.census.gov/csd/susb/susb.htm>

**Kentucky: By The Numbers** is a program in the Department of Community and Leadership Development and the Kentucky Cooperative Extension Service at the University of Kentucky. For more information contact your local Cooperative Extension office or Dr. Julie N. Zimmerman, Department of Community and Leadership Development, 500 Garrigus Building, University of Kentucky, Lexington, KY 40546-0215. email: [jzimm@email.uky.edu](mailto:jzimm@email.uky.edu).

Educational programs of the Kentucky Cooperative Extension Service serve all people regardless of race, color, age, sex, religion, disability, or national origin.  
UNIVERSITY OF KENTUCKY, KENTUCKY STATE UNIVERSITY, U.S. DEPARTMENT OF AGRICULTURE, AND KENTUCKY COUNTIES, COOPERATING  
An Equal Opportunity University



**Kenton County**

Julie N. Zimmerman  
Rural Sociology  
Department of Community and Leadership Development  
April, 2012

Rural entrepreneurship is sometimes called the ‘third leg’ of local economic development. While there is no single way to measure entrepreneurship, many rely on data for small firms to assess its breadth and depth. This issue of “Kentucky: By the Numbers” is based on a special series created for the **Kentucky Entrepreneurial Coaches Institute (KECI)**. To foster entrepreneurship, the KECI was formed to “encourage diversification of the economies in rural Kentucky.” More information is available at <http://www.uky.edu/Ag/CLD/KECI>.

*The Kentucky: By the Numbers Data Series provides county profiles developed to support local decision making. The entire series is available at <http://www.ca.uky.edu/snarl>*

	<u>County</u>	<u>State</u>
<b><u>County Business Patterns</u></b>		
Total number of establishments (with employees) (2009)	3,200	90,661
1 to 4 employees	1,579	45,385
5 to 9 employees	631	18,879
10 to 19 employees	459	12,751
20 to 49 employees	330	8,571
50 to 99 employees	124	2,739
100 or more employees	77	2,336
Total number of establishments without employees (2006)	8,722	267,161
Total number of establishments without employees (2009)	8,580	265,757
<i>Percent change in number of establishments without employees (2006-2009)</i>	<b>-1.6%</b>	<b>-0.5%</b>

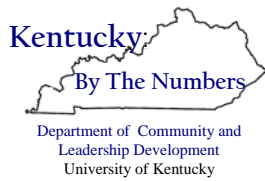
**Bureau of Economic Analysis**

**Proprietors**

Total employment (2009)	80,409	2,326,998
Proprietors (2009)	12,491	459,872
<i>Proprietors as a percent of total employment (2009)</i>	<b>15.5%</b>	<b>19.8%</b>

< Continued on back side >

< Continued from front side >



## ~ Entrepreneurship Update ~

### Kenton County

Julie N. Zimmerman  
Department of Community and Leadership Development  
April, 2012

COOPERATIVE  
EXTENSION  
SERVICE



UNIVERSITY OF KENTUCKY  
College of Agriculture

County                      State

#### **Bureau of Economic Analysis** (continued)

Total employment (1999)	71,286	2,271,250
Proprietors (1999)	9,374	394,649
<i>Proprietors as a percent of total employment (1999)</i>	<i>13.1%</i>	<i>17.4%</i>
<i>Percent change in total employment (1999-2009)</i>	<i>12.8%</i>	<i>2.5%</i>
<i>Percent change in proprietors (1999-2009)</i>	<i>33.3%</i>	<i>16.5%</i>

#### **Statistics of U.S. Businesses**

Initial Year Number of Establishments (2007-2008)	3,048	86,264
Net Change in Number of Establishments (2007-2008)	-32	-621
Number of Establishment Births (2007-2008)	287	7,789
Number of Establishment Deaths (2007-2008)	319	8,410
Number of Establishment Expansions (2007-2008)	774	23,248
Number of Establishment Contractions (2007-2008)	826	24,400

These data are from:


County Business Patterns: <http://www.census.gov/econ/cbp/index.html>

Bureau of Economic Analysis: <http://www.bea.gov/regional/index.htm>

Statistics of U.S. Businesses: <http://www.census.gov/csd/susb/susb.htm>

**Kentucky: By The Numbers** is a program in the Department of Community and Leadership Development and the Kentucky Cooperative Extension Service at the University of Kentucky. For more information contact your local Cooperative Extension office or Dr. Julie N. Zimmerman, Department of Community and Leadership Development, 500 Garrigus Building, University of Kentucky, Lexington, KY 40546-0215. email: [jzimm@email.uky.edu](mailto:jzimm@email.uky.edu).

Educational programs of the Kentucky Cooperative Extension Service serve all people regardless of race, color, age, sex, religion, disability, or national origin.  
UNIVERSITY OF KENTUCKY, KENTUCKY STATE UNIVERSITY, U.S. DEPARTMENT OF AGRICULTURE, AND KENTUCKY COUNTIES, COOPERATING  
An Equal Opportunity University



## ~ Entrepreneurship Update ~

### Knott County

Julie N. Zimmerman  
Rural Sociology  
Department of Community and Leadership Development  
April, 2012



Rural entrepreneurship is sometimes called the ‘third leg’ of local economic development. While there is no single way to measure entrepreneurship, many rely on data for small firms to assess its breadth and depth. This issue of “Kentucky: By the Numbers” is based on a special series created for the **Kentucky Entrepreneurial Coaches Institute (KECI)**. To foster entrepreneurship, the KECI was formed to “encourage diversification of the economies in rural Kentucky.” More information is available at <http://www.uky.edu/Ag/CLD/KECI>.

*The Kentucky: By the Numbers Data Series provides county profiles developed to support local decision making. The entire series is available at <http://www.ca.uky.edu/snarl>*

	<u>County</u>	<u>State</u>
<b><u>County Business Patterns</u></b>		
Total number of establishments (with employees) (2009)	185	90,661
1 to 4 employees	101	45,385
5 to 9 employees	37	18,879
10 to 19 employees	24	12,751
20 to 49 employees	16	8,571
50 to 99 employees	2	2,739
100 or more employees	5	2,336
 Total number of establishments without employees (2006)	 699	 267,161
Total number of establishments without employees (2009)	748	265,757
<i>Percent change in number of establishments without employees (2006-2009)</i>	<i>7.0%</i>	<i>-0.5%</i>

### **Bureau of Economic Analysis**

#### **Proprietors**

Total employment (2009)	4,969	2,326,998
Proprietors (2009)	970	459,872
<i>Proprietors as a percent of total employment (2009)</i>	<i>19.5%</i>	<i>19.8%</i>

< Continued on back side >

< Continued from front side >



~ Entrepreneurship Update ~

**Knott County**

Julie N. Zimmerman  
Department of Community and Leadership Development  
April, 2012



	<u>County</u>	<u>State</u>
<b><u>Bureau of Economic Analysis</u></b> (continued)		
Total employment (1999)	4,599	2,271,250
Proprietors (1999)	778	394,649
<i>Proprietors as a percent of total employment (1999)</i>	<i>16.9%</i>	<i>17.4%</i>
<i>Percent change in total employment (1999-2009)</i>	<i>8.0%</i>	<i>2.5%</i>
<i>Percent change in proprietors (1999-2009)</i>	<i>24.7%</i>	<i>16.5%</i>
<b><u>Statistics of U.S. Businesses</u></b>		
Initial Year Number of Establishments (2007-2008)	182	86,264
Net Change in Number of Establishments (2007-2008)	-3	-621
Number of Establishment Births (2007-2008)	11	7,789
Number of Establishment Deaths (2007-2008)	14	8,410
Number of Establishment Expansions (2007-2008)	48	23,248
Number of Establishment Contractions (2007-2008)	41	24,400

These data are from:

County Business Patterns: <http://www.census.gov/econ/cbp/index.html>

Bureau of Economic Analysis: <http://www.bea.gov/regional/index.htm>

Statistics of U.S. Businesses: <http://www.census.gov/csd/susb/susb.htm>

**Kentucky: By The Numbers** is a program in the Department of Community and Leadership Development and the Kentucky Cooperative Extension Service at the University of Kentucky. For more information contact your local Cooperative Extension office or Dr. Julie N. Zimmerman, Department of Community and Leadership Development, 500 Garrigus Building, University of Kentucky, Lexington, KY 40546-0215. email: [jzimm@email.uky.edu](mailto:jzimm@email.uky.edu).

Educational programs of the Kentucky Cooperative Extension Service serve all people regardless of race, color, age, sex, religion, disability, or national origin.  
UNIVERSITY OF KENTUCKY, KENTUCKY STATE UNIVERSITY, U.S. DEPARTMENT OF AGRICULTURE, AND KENTUCKY COUNTIES, COOPERATING  
An Equal Opportunity University