



~ Entrepreneurship Update ~

Grant County



Julie N. Zimmerman
Rural Sociology
Department of Community and Leadership Development
April, 2012

Rural entrepreneurship is sometimes called the ‘third leg’ of local economic development. While there is no single way to measure entrepreneurship, many rely on data for small firms to assess its breadth and depth. This issue of “Kentucky: By the Numbers” is based on a special series created for the **Kentucky Entrepreneurial Coaches Institute (KECI)**. To foster entrepreneurship, the KECI was formed to “encourage diversification of the economies in rural Kentucky.” More information is available at <http://www.uky.edu/Ag/CLD/KECI>.

The Kentucky: By the Numbers Data Series provides county profiles developed to support local decision making. The entire series is available at <http://www.ca.uky.edu/snarl>

	<u>County</u>	<u>State</u>
<u>County Business Patterns</u>		
Total number of establishments (with employees) (2009)	384	90,661
1 to 4 employees	208	45,385
5 to 9 employees	83	18,879
10 to 19 employees	59	12,751
20 to 49 employees	21	8,571
50 to 99 employees	7	2,739
100 or more employees	6	2,336
 Total number of establishments without employees (2006)	 1,615	 267,161
Total number of establishments without employees (2009)	1,402	265,757
<i>Percent change in number of establishments without employees (2006-2009)</i>	<i>-13.2%</i>	<i>-0.5%</i>

Bureau of Economic Analysis

Proprietors

Total employment (2009)	8,221	2,326,998
Proprietors (2009)	2,842	459,872
<i>Proprietors as a percent of total employment (2009)</i>	<i>34.6%</i>	<i>19.8%</i>

< Continued on back side >

< Continued from front side >



~ Entrepreneurship Update ~

Grant County

Julie N. Zimmerman
Department of Community and Leadership Development
April, 2012

COOPERATIVE
EXTENSION
SERVICE



UNIVERSITY OF KENTUCKY
College of Agriculture

	<u>County</u>	<u>State</u>
--	---------------	--------------

Bureau of Economic Analysis (continued)

Total employment (1999)	8,356	2,271,250
Proprietors (1999)	2,606	394,649
<i>Proprietors as a percent of total employment (1999)</i>	<i>31.2%</i>	<i>17.4%</i>
<i>Percent change in total employment (1999-2009)</i>	<i>-1.6%</i>	<i>2.5%</i>
<i>Percent change in proprietors (1999-2009)</i>	<i>9.1%</i>	<i>16.5%</i>

Statistics of U.S. Businesses

Initial Year Number of Establishments (2007-2008)	390	86,264
Net Change in Number of Establishments (2007-2008)	-23	-621
Number of Establishment Births (2007-2008)	36	7,789
Number of Establishment Deaths (2007-2008)	59	8,410
Number of Establishment Expansions (2007-2008)	92	23,248
Number of Establishment Contractions (2007-2008)	101	24,400

These data are from:

County Business Patterns: <http://www.census.gov/econ/cbp/index.html>

Bureau of Economic Analysis: <http://www.bea.gov/regional/index.htm>

Statistics of U.S. Businesses: <http://www.census.gov/csd/susb/susb.htm>

Kentucky: By The Numbers is a program in the Department of Community and Leadership Development and the Kentucky Cooperative Extension Service at the University of Kentucky. For more information contact your local Cooperative Extension office or Dr. Julie N. Zimmerman, Department of Community and Leadership Development, 500 Garrigus Building, University of Kentucky, Lexington, KY 40546-0215. email: jzimm@email.uky.edu.

Educational programs of the Kentucky Cooperative Extension Service serve all people regardless of race, color, age, sex, religion, disability, or national origin.
UNIVERSITY OF KENTUCKY, KENTUCKY STATE UNIVERSITY, U.S. DEPARTMENT OF AGRICULTURE, AND KENTUCKY COUNTIES, COOPERATING
An Equal Opportunity University

Graves County

Julie N. Zimmerman
Rural Sociology
Department of Community and Leadership Development
April, 2012

Rural entrepreneurship is sometimes called the ‘third leg’ of local economic development. While there is no single way to measure entrepreneurship, many rely on data for small firms to assess its breadth and depth. This issue of “Kentucky: By the Numbers” is based on a special series created for the **Kentucky Entrepreneurial Coaches Institute (KECI)**. To foster entrepreneurship, the KECI was formed to “encourage diversification of the economies in rural Kentucky.” More information is available at <http://www.uky.edu/Ag/CLD/KECI>.

The Kentucky: By the Numbers Data Series provides county profiles developed to support local decision making. The entire series is available at <http://www.ca.uky.edu/snarl>

	<u>County</u>	<u>State</u>
<u>County Business Patterns</u>		
Total number of establishments (with employees) (2009)	692	90,661
1 to 4 employees	363	45,385
5 to 9 employees	160	18,879
10 to 19 employees	82	12,751
20 to 49 employees	65	8,571
50 to 99 employees	11	2,739
100 or more employees	11	2,336
Total number of establishments without employees (2006)	2,576	267,161
Total number of establishments without employees (2009)	2,582	265,757
<i>Percent change in number of establishments without employees (2006-2009)</i>	<i>0.2%</i>	<i>-0.5%</i>

Bureau of Economic Analysis

Proprietors

Total employment (2009)	17,194	2,326,998
Proprietors (2009)	5,365	459,872
<i>Proprietors as a percent of total employment (2009)</i>	<i>31.2%</i>	<i>19.8%</i>

< Continued on back side >

< Continued from front side >



~ Entrepreneurship Update ~

Graves County

Julie N. Zimmerman
Department of Community and Leadership Development
April, 2012

COOPERATIVE
EXTENSION
SERVICE



UNIVERSITY OF KENTUCKY
College of Agriculture

County State

Bureau of Economic Analysis (continued)

Total employment (1999)	17,998	2,271,250
Proprietors (1999)	5,040	394,649
<i>Proprietors as a percent of total employment (1999)</i>	<i>28.0%</i>	<i>17.4%</i>
<i>Percent change in total employment (1999-2009)</i>	<i>-4.5%</i>	<i>2.5%</i>
<i>Percent change in proprietors (1999-2009)</i>	<i>6.4%</i>	<i>16.5%</i>

Statistics of U.S. Businesses

Initial Year Number of Establishments (2007-2008)	664	86,264
Net Change in Number of Establishments (2007-2008)	3	-621
Number of Establishment Births (2007-2008)	58	7,789
Number of Establishment Deaths (2007-2008)	55	8,410
Number of Establishment Expansions (2007-2008)	172	23,248
Number of Establishment Contractions (2007-2008)	190	24,400

These data are from:


County Business Patterns: <http://www.census.gov/econ/cbp/index.html>

Bureau of Economic Analysis: <http://www.bea.gov/regional/index.htm>

Statistics of U.S. Businesses: <http://www.census.gov/csd/susb/susb.htm>

Kentucky: By The Numbers is a program in the Department of Community and Leadership Development and the Kentucky Cooperative Extension Service at the University of Kentucky. For more information contact your local Cooperative Extension office or Dr. Julie N. Zimmerman, Department of Community and Leadership Development, 500 Garrigus Building, University of Kentucky, Lexington, KY 40546-0215. email: jzimm@email.uky.edu.

Educational programs of the Kentucky Cooperative Extension Service serve all people regardless of race, color, age, sex, religion, disability, or national origin.
UNIVERSITY OF KENTUCKY, KENTUCKY STATE UNIVERSITY, U.S. DEPARTMENT OF AGRICULTURE, AND KENTUCKY COUNTIES, COOPERATING
An Equal Opportunity University



~ Entrepreneurship Update ~

Grayson County



Julie N. Zimmerman
Rural Sociology
Department of Community and Leadership Development
April, 2012

Rural entrepreneurship is sometimes called the ‘third leg’ of local economic development. While there is no single way to measure entrepreneurship, many rely on data for small firms to assess its breadth and depth. This issue of “Kentucky: By the Numbers” is based on a special series created for the **Kentucky Entrepreneurial Coaches Institute (KECI)**. To foster entrepreneurship, the KECI was formed to “encourage diversification of the economies in rural Kentucky.” More information is available at <http://www.uky.edu/Ag/CLD/KECI>.

The Kentucky: By the Numbers Data Series provides county profiles developed to support local decision making. The entire series is available at <http://www.ca.uky.edu/snarl>

	<u>County</u>	<u>State</u>
<u>County Business Patterns</u>		
Total number of establishments (with employees) (2009)	471	90,661
1 to 4 employees	259	45,385
5 to 9 employees	100	18,879
10 to 19 employees	70	12,751
20 to 49 employees	25	8,571
50 to 99 employees	7	2,739
100 or more employees	10	2,336
 Total number of establishments without employees (2006)	 2,030	 267,161
Total number of establishments without employees (2009)	1,857	265,757
<i>Percent change in number of establishments without employees (2006-2009)</i>	<i>-8.5%</i>	<i>-0.5%</i>

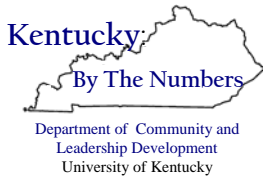
Bureau of Economic Analysis

Proprietors

Total employment (2009)	11,399	2,326,998
Proprietors (2009)	3,592	459,872
<i>Proprietors as a percent of total employment (2009)</i>	<i>31.5%</i>	<i>19.8%</i>

< Continued on back side >

< Continued from front side >



~ Entrepreneurship Update ~

Grayson County

Julie N. Zimmerman
Department of Community and Leadership Development
April, 2012

COOPERATIVE
EXTENSION
SERVICE



UNIVERSITY OF KENTUCKY
College of Agriculture

	<u>County</u>	<u>State</u>
<u>Bureau of Economic Analysis</u> (continued)		
Total employment (1999)	12,442	2,271,250
Proprietors (1999)	3,542	394,649
<i>Proprietors as a percent of total employment (1999)</i>	<i>28.5%</i>	<i>17.4%</i>
<i>Percent change in total employment (1999-2009)</i>	<i>-8.4%</i>	<i>2.5%</i>
<i>Percent change in proprietors (1999-2009)</i>	<i>1.4%</i>	<i>16.5%</i>
<u>Statistics of U.S. Businesses</u>		
Initial Year Number of Establishments (2007-2008)	442	86,264
Net Change in Number of Establishments (2007-2008)	-3	-621
Number of Establishment Births (2007-2008)	40	7,789
Number of Establishment Deaths (2007-2008)	43	8,410
Number of Establishment Expansions (2007-2008)	125	23,248
Number of Establishment Contractions (2007-2008)	113	24,400

These data are from:


County Business Patterns: <http://www.census.gov/econ/cbp/index.html>

Bureau of Economic Analysis: <http://www.bea.gov/regional/index.htm>

Statistics of U.S. Businesses: <http://www.census.gov/csd/susb/susb.htm>

Kentucky: By The Numbers is a program in the Department of Community and Leadership Development and the Kentucky Cooperative Extension Service at the University of Kentucky. For more information contact your local Cooperative Extension office or Dr. Julie N. Zimmerman, Department of Community and Leadership Development, 500 Garrigus Building, University of Kentucky, Lexington, KY 40546-0215. email: jzimm@email.uky.edu.

Educational programs of the Kentucky Cooperative Extension Service serve all people regardless of race, color, age, sex, religion, disability, or national origin.
UNIVERSITY OF KENTUCKY, KENTUCKY STATE UNIVERSITY, U.S. DEPARTMENT OF AGRICULTURE, AND KENTUCKY COUNTIES, COOPERATING
An Equal Opportunity University



~ Entrepreneurship Update ~

Green County



Julie N. Zimmerman
Rural Sociology
Department of Community and Leadership Development
April, 2012

Rural entrepreneurship is sometimes called the ‘third leg’ of local economic development. While there is no single way to measure entrepreneurship, many rely on data for small firms to assess its breadth and depth. This issue of “Kentucky: By the Numbers” is based on a special series created for the **Kentucky Entrepreneurial Coaches Institute (KECI)**. To foster entrepreneurship, the KECI was formed to “encourage diversification of the economies in rural Kentucky.” More information is available at <http://www.uky.edu/Ag/CLD/KECI>.

The Kentucky: By the Numbers Data Series provides county profiles developed to support local decision making. The entire series is available at <http://www.ca.uky.edu/snarl>

	<u>County</u>	<u>State</u>
<u>County Business Patterns</u>		
Total number of establishments (with employees) (2009)	159	90,661
1 to 4 employees	102	45,385
5 to 9 employees	27	18,879
10 to 19 employees	21	12,751
20 to 49 employees	7	8,571
50 to 99 employees	1	2,739
100 or more employees	1	2,336
 Total number of establishments without employees (2006)	 910	 267,161
Total number of establishments without employees (2009)	981	265,757
<i>Percent change in number of establishments without employees (2006-2009)</i>	<i>7.8%</i>	<i>-0.5%</i>

Bureau of Economic Analysis

Proprietors

Total employment (2009)	4,260	2,326,998
Proprietors (2009)	2,163	459,872
<i>Proprietors as a percent of total employment (2009)</i>	<i>50.8%</i>	<i>19.8%</i>

< Continued on back side >

< Continued from front side >



~ Entrepreneurship Update ~

Green County

Julie N. Zimmerman
Department of Community and Leadership Development
April, 2012

COOPERATIVE
EXTENSION
SERVICE



UNIVERSITY OF KENTUCKY
College of Agriculture

County State

Bureau of Economic Analysis (continued)

Total employment (1999)	4,564	2,271,250
Proprietors (1999)	2,330	394,649
<i>Proprietors as a percent of total employment (1999)</i>	<i>51.1%</i>	<i>17.4%</i>
<i>Percent change in total employment (1999-2009)</i>	<i>-6.7%</i>	<i>2.5%</i>
<i>Percent change in proprietors (1999-2009)</i>	<i>-7.2%</i>	<i>16.5%</i>

Statistics of U.S. Businesses

Initial Year Number of Establishments (2007-2008)	163	86,264
Net Change in Number of Establishments (2007-2008)	0	-621
Number of Establishment Births (2007-2008)	16	7,789
Number of Establishment Deaths (2007-2008)	16	8,410
Number of Establishment Expansions (2007-2008)	36	23,248
Number of Establishment Contractions (2007-2008)	38	24,400

These data are from:

County Business Patterns: <http://www.census.gov/econ/cbp/index.html>

Bureau of Economic Analysis: <http://www.bea.gov/regional/index.htm>

Statistics of U.S. Businesses: <http://www.census.gov/csd/susb/susb.htm>

Kentucky: By The Numbers is a program in the Department of Community and Leadership Development and the Kentucky Cooperative Extension Service at the University of Kentucky. For more information contact your local Cooperative Extension office or Dr. Julie N. Zimmerman, Department of Community and Leadership Development, 500 Garrigus Building, University of Kentucky, Lexington, KY 40546-0215. email: jzimm@email.uky.edu.

Educational programs of the Kentucky Cooperative Extension Service serve all people regardless of race, color, age, sex, religion, disability, or national origin.
UNIVERSITY OF KENTUCKY, KENTUCKY STATE UNIVERSITY, U.S. DEPARTMENT OF AGRICULTURE, AND KENTUCKY COUNTIES, COOPERATING
An Equal Opportunity University



~ Entrepreneurship Update ~

Greenup County



Julie N. Zimmerman
Rural Sociology
Department of Community and Leadership Development
April, 2012

Rural entrepreneurship is sometimes called the ‘third leg’ of local economic development. While there is no single way to measure entrepreneurship, many rely on data for small firms to assess its breadth and depth. This issue of “Kentucky: By the Numbers” is based on a special series created for the **Kentucky Entrepreneurial Coaches Institute (KECI)**. To foster entrepreneurship, the KECI was formed to “encourage diversification of the economies in rural Kentucky.” More information is available at <http://www.uky.edu/Ag/CLD/KECI>.

The Kentucky: By the Numbers Data Series provides county profiles developed to support local decision making. The entire series is available at <http://www.ca.uky.edu/snarl>

	<u>County</u>	<u>State</u>
<u>County Business Patterns</u>		
Total number of establishments (with employees) (2009)	497	90,661
1 to 4 employees	250	45,385
5 to 9 employees	110	18,879
10 to 19 employees	71	12,751
20 to 49 employees	47	8,571
50 to 99 employees	13	2,739
100 or more employees	6	2,336
 Total number of establishments without employees (2006)	 1,890	 267,161
Total number of establishments without employees (2009)	1,827	265,757
<i>Percent change in number of establishments without employees (2006-2009)</i>	<i>-3.3%</i>	<i>-0.5%</i>

Bureau of Economic Analysis

Proprietors

Total employment (2009)	12,415	2,326,998
Proprietors (2009)	3,280	459,872
<i>Proprietors as a percent of total employment (2009)</i>	<i>26.4%</i>	<i>19.8%</i>

< Continued on back side >

< Continued from front side >



~ Entrepreneurship Update ~

Greenup County

Julie N. Zimmerman
Department of Community and Leadership Development
April, 2012

COOPERATIVE
EXTENSION
SERVICE



UNIVERSITY OF KENTUCKY
College of Agriculture

	<u>County</u>	<u>State</u>
--	---------------	--------------

Bureau of Economic Analysis (continued)

Total employment (1999)	12,603	2,271,250
Proprietors (1999)	3,191	394,649
<i>Proprietors as a percent of total employment (1999)</i>	<i>25.3%</i>	<i>17.4%</i>
<i>Percent change in total employment (1999-2009)</i>	<i>-1.5%</i>	<i>2.5%</i>
<i>Percent change in proprietors (1999-2009)</i>	<i>2.8%</i>	<i>16.5%</i>

Statistics of U.S. Businesses

Initial Year Number of Establishments (2007-2008)	464	86,264
Net Change in Number of Establishments (2007-2008)	-1	-621
Number of Establishment Births (2007-2008)	34	7,789
Number of Establishment Deaths (2007-2008)	35	8,410
Number of Establishment Expansions (2007-2008)	122	23,248
Number of Establishment Contractions (2007-2008)	125	24,400

These data are from:


County Business Patterns: <http://www.census.gov/econ/cbp/index.html>

Bureau of Economic Analysis: <http://www.bea.gov/regional/index.htm>

Statistics of U.S. Businesses: <http://www.census.gov/csd/susb/susb.htm>

Kentucky: By The Numbers is a program in the Department of Community and Leadership Development and the Kentucky Cooperative Extension Service at the University of Kentucky. For more information contact your local Cooperative Extension office or Dr. Julie N. Zimmerman, Department of Community and Leadership Development, 500 Garrigus Building, University of Kentucky, Lexington, KY 40546-0215. email: jzimm@email.uky.edu.

Educational programs of the Kentucky Cooperative Extension Service serve all people regardless of race, color, age, sex, religion, disability, or national origin.
UNIVERSITY OF KENTUCKY, KENTUCKY STATE UNIVERSITY, U.S. DEPARTMENT OF AGRICULTURE, AND KENTUCKY COUNTIES, COOPERATING
An Equal Opportunity University



~ Entrepreneurship Update ~

Hancock County

Julie N. Zimmerman
Rural Sociology
Department of Community and Leadership Development
April, 2012



Rural entrepreneurship is sometimes called the ‘third leg’ of local economic development. While there is no single way to measure entrepreneurship, many rely on data for small firms to assess its breadth and depth. This issue of “Kentucky: By the Numbers” is based on a special series created for the **Kentucky Entrepreneurial Coaches Institute (KECI)**. To foster entrepreneurship, the KECI was formed to “encourage diversification of the economies in rural Kentucky.” More information is available at <http://www.uky.edu/Ag/CLD/KECI>.

The Kentucky: By the Numbers Data Series provides county profiles developed to support local decision making. The entire series is available at <http://www.ca.uky.edu/snarl>

	<u>County</u>	<u>State</u>
<u>County Business Patterns</u>		
Total number of establishments (with employees) (2009)	138	90,661
1 to 4 employees	78	45,385
5 to 9 employees	30	18,879
10 to 19 employees	12	12,751
20 to 49 employees	8	8,571
50 to 99 employees	3	2,739
100 or more employees	7	2,336
 Total number of establishments without employees (2006)	 410	 267,161
Total number of establishments without employees (2009)	401	265,757
<i>Percent change in number of establishments without employees (2006-2009)</i>	<i>-2.2%</i>	<i>-0.5%</i>

Bureau of Economic Analysis

Proprietors

Total employment (2009)	4,889	2,326,998
Proprietors (2009)	967	459,872
<i>Proprietors as a percent of total employment (2009)</i>	<i>19.8%</i>	<i>19.8%</i>

< Continued on back side >

< Continued from front side >



~ Entrepreneurship Update ~

Hancock County

Julie N. Zimmerman
Department of Community and Leadership Development
April, 2012

COOPERATIVE
EXTENSION
SERVICE



UNIVERSITY OF KENTUCKY
College of Agriculture

	<u>County</u>	<u>State</u>
<u>Bureau of Economic Analysis</u> (continued)		
Total employment (1999)	6,043	2,271,250
Proprietors (1999)	1,003	394,649
<i>Proprietors as a percent of total employment (1999)</i>	<i>16.6%</i>	<i>17.4%</i>
<i>Percent change in total employment (1999-2009)</i>	<i>-19.1%</i>	<i>2.5%</i>
<i>Percent change in proprietors (1999-2009)</i>	<i>-3.6%</i>	<i>16.5%</i>
<u>Statistics of U.S. Businesses</u>		
Initial Year Number of Establishments (2007-2008)	127	86,264
Net Change in Number of Establishments (2007-2008)	-1	-621
Number of Establishment Births (2007-2008)	11	7,789
Number of Establishment Deaths (2007-2008)	12	8,410
Number of Establishment Expansions (2007-2008)	31	23,248
Number of Establishment Contractions (2007-2008)	41	24,400

These data are from:


County Business Patterns: <http://www.census.gov/econ/cbp/index.html>

Bureau of Economic Analysis: <http://www.bea.gov/regional/index.htm>

Statistics of U.S. Businesses: <http://www.census.gov/csd/susb/susb.htm>

Kentucky: By The Numbers is a program in the Department of Community and Leadership Development and the Kentucky Cooperative Extension Service at the University of Kentucky. For more information contact your local Cooperative Extension office or Dr. Julie N. Zimmerman, Department of Community and Leadership Development, 500 Garrigus Building, University of Kentucky, Lexington, KY 40546-0215. email: jzimm@email.uky.edu.

Educational programs of the Kentucky Cooperative Extension Service serve all people regardless of race, color, age, sex, religion, disability, or national origin.
UNIVERSITY OF KENTUCKY, KENTUCKY STATE UNIVERSITY, U.S. DEPARTMENT OF AGRICULTURE, AND KENTUCKY COUNTIES, COOPERATING
An Equal Opportunity University



~ Entrepreneurship Update ~

Hardin County

Julie N. Zimmerman
Rural Sociology
Department of Community and Leadership Development
April, 2012



Rural entrepreneurship is sometimes called the ‘third leg’ of local economic development. While there is no single way to measure entrepreneurship, many rely on data for small firms to assess its breadth and depth. This issue of “Kentucky: By the Numbers” is based on a special series created for the **Kentucky Entrepreneurial Coaches Institute (KECI)**. To foster entrepreneurship, the KECI was formed to “encourage diversification of the economies in rural Kentucky.” More information is available at <http://www.uky.edu/Ag/CLD/KECI>.

The Kentucky: By the Numbers Data Series provides county profiles developed to support local decision making. The entire series is available at <http://www.ca.uky.edu/snarl>

	<u>County</u>	<u>State</u>
<u>County Business Patterns</u>		
Total number of establishments (with employees) (2009)	2,136	90,661
1 to 4 employees	1,029	45,385
5 to 9 employees	456	18,879
10 to 19 employees	326	12,751
20 to 49 employees	220	8,571
50 to 99 employees	56	2,739
100 or more employees	49	2,336
 Total number of establishments without employees (2006)	 5,220	 267,161
Total number of establishments without employees (2009)	5,207	265,757
<i>Percent change in number of establishments without employees (2006-2009)</i>	<i>-0.2%</i>	<i>-0.5%</i>

Bureau of Economic Analysis

Proprietors

Total employment (2009)	63,383	2,326,998
Proprietors (2009)	10,601	459,872
<i>Proprietors as a percent of total employment (2009)</i>	<i>16.7%</i>	<i>19.8%</i>

< Continued on back side >

< Continued from front side >



~ Entrepreneurship Update ~

Hardin County

Julie N. Zimmerman
Department of Community and Leadership Development
April, 2012

COOPERATIVE
EXTENSION
SERVICE



UNIVERSITY OF KENTUCKY
College of Agriculture

	<u>County</u>	<u>State</u>
--	---------------	--------------

Bureau of Economic Analysis (continued)

Total employment (1999)	59,169	2,271,250
Proprietors (1999)	8,644	394,649
<i>Proprietors as a percent of total employment (1999)</i>	<i>14.6%</i>	<i>17.4%</i>
<i>Percent change in total employment (1999-2009)</i>	<i>7.1%</i>	<i>2.5%</i>
<i>Percent change in proprietors (1999-2009)</i>	<i>22.6%</i>	<i>16.5%</i>

Statistics of U.S. Businesses

Initial Year Number of Establishments (2007-2008)	2,048	86,264
Net Change in Number of Establishments (2007-2008)	-2	-621
Number of Establishment Births (2007-2008)	170	7,789
Number of Establishment Deaths (2007-2008)	172	8,410
Number of Establishment Expansions (2007-2008)	559	23,248
Number of Establishment Contractions (2007-2008)	619	24,400

These data are from:


County Business Patterns: <http://www.census.gov/econ/cbp/index.html>

Bureau of Economic Analysis: <http://www.bea.gov/regional/index.htm>

Statistics of U.S. Businesses: <http://www.census.gov/csd/susb/susb.htm>

Kentucky: By The Numbers is a program in the Department of Community and Leadership Development and the Kentucky Cooperative Extension Service at the University of Kentucky. For more information contact your local Cooperative Extension office or Dr. Julie N. Zimmerman, Department of Community and Leadership Development, 500 Garrigus Building, University of Kentucky, Lexington, KY 40546-0215. email: jzimm@email.uky.edu.

Educational programs of the Kentucky Cooperative Extension Service serve all people regardless of race, color, age, sex, religion, disability, or national origin.
UNIVERSITY OF KENTUCKY, KENTUCKY STATE UNIVERSITY, U.S. DEPARTMENT OF AGRICULTURE, AND KENTUCKY COUNTIES, COOPERATING
An Equal Opportunity University



~ Entrepreneurship Update ~

Harlan County

Julie N. Zimmerman
Rural Sociology
Department of Community and Leadership Development
April, 2012



Rural entrepreneurship is sometimes called the ‘third leg’ of local economic development. While there is no single way to measure entrepreneurship, many rely on data for small firms to assess its breadth and depth. This issue of “Kentucky: By the Numbers” is based on a special series created for the **Kentucky Entrepreneurial Coaches Institute (KECI)**. To foster entrepreneurship, the KECI was formed to “encourage diversification of the economies in rural Kentucky.” More information is available at <http://www.uky.edu/Ag/CLD/KECI>.

The Kentucky: By the Numbers Data Series provides county profiles developed to support local decision making. The entire series is available at <http://www.ca.uky.edu/snarl>

	<u>County</u>	<u>State</u>
<u>County Business Patterns</u>		
Total number of establishments (with employees) (2009)	470	90,661
1 to 4 employees	242	45,385
5 to 9 employees	94	18,879
10 to 19 employees	71	12,751
20 to 49 employees	41	8,571
50 to 99 employees	15	2,739
100 or more employees	7	2,336
 Total number of establishments without employees (2006)	 1,137	 267,161
Total number of establishments without employees (2009)	1,185	265,757
<i>Percent change in number of establishments without employees (2006-2009)</i>	 4.2%	 -0.5%

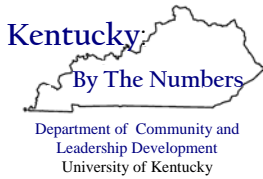
Bureau of Economic Analysis

Proprietors

Total employment (2009)	10,141	2,326,998
Proprietors (2009)	1,039	459,872
<i>Proprietors as a percent of total employment (2009)</i>	 10.2%	 19.8%

< Continued on back side >

< Continued from front side >



~ Entrepreneurship Update ~

Harlan County

Julie N. Zimmerman
Department of Community and Leadership Development
April, 2012



	<u>County</u>	<u>State</u>
<u>Bureau of Economic Analysis</u> (continued)		
Total employment (1999)	10,161	2,271,250
Proprietors (1999)	844	394,649
<i>Proprietors as a percent of total employment (1999)</i>	<i>8.3%</i>	<i>17.4%</i>
<i>Percent change in total employment (1999-2009)</i>	<i>-0.2%</i>	<i>2.5%</i>
<i>Percent change in proprietors (1999-2009)</i>	<i>23.1%</i>	<i>16.5%</i>
<u>Statistics of U.S. Businesses</u>		
Initial Year Number of Establishments (2007-2008)	484	86,264
Net Change in Number of Establishments (2007-2008)	-19	-621
Number of Establishment Births (2007-2008)	21	7,789
Number of Establishment Deaths (2007-2008)	40	8,410
Number of Establishment Expansions (2007-2008)	116	23,248
Number of Establishment Contractions (2007-2008)	148	24,400

These data are from:


County Business Patterns: <http://www.census.gov/econ/cbp/index.html>

Bureau of Economic Analysis: <http://www.bea.gov/regional/index.htm>

Statistics of U.S. Businesses: <http://www.census.gov/csd/susb/susb.htm>

Kentucky: By The Numbers is a program in the Department of Community and Leadership Development and the Kentucky Cooperative Extension Service at the University of Kentucky. For more information contact your local Cooperative Extension office or Dr. Julie N. Zimmerman, Department of Community and Leadership Development, 500 Garrigus Building, University of Kentucky, Lexington, KY 40546-0215. email: jzimm@email.uky.edu.

Educational programs of the Kentucky Cooperative Extension Service serve all people regardless of race, color, age, sex, religion, disability, or national origin.
UNIVERSITY OF KENTUCKY, KENTUCKY STATE UNIVERSITY, U.S. DEPARTMENT OF AGRICULTURE, AND KENTUCKY COUNTIES, COOPERATING
An Equal Opportunity University



~ Entrepreneurship Update ~

Harrison County

Julie N. Zimmerman
Rural Sociology
Department of Community and Leadership Development
April, 2012



Rural entrepreneurship is sometimes called the ‘third leg’ of local economic development. While there is no single way to measure entrepreneurship, many rely on data for small firms to assess its breadth and depth. This issue of “Kentucky: By the Numbers” is based on a special series created for the **Kentucky Entrepreneurial Coaches Institute (KECI)**. To foster entrepreneurship, the KECI was formed to “encourage diversification of the economies in rural Kentucky.” More information is available at <http://www.uky.edu/Ag/CLD/KECI>.

The Kentucky: By the Numbers Data Series provides county profiles developed to support local decision making. The entire series is available at <http://www.ca.uky.edu/snarl>

	<u>County</u>	<u>State</u>
<u>County Business Patterns</u>		
Total number of establishments (with employees) (2009)	292	90,661
1 to 4 employees	156	45,385
5 to 9 employees	71	18,879
10 to 19 employees	29	12,751
20 to 49 employees	24	8,571
50 to 99 employees	4	2,739
100 or more employees	8	2,336
 Total number of establishments without employees (2006)	 1,162	 267,161
Total number of establishments without employees (2009)	1,130	265,757
<i>Percent change in number of establishments without employees (2006-2009)</i>	<i>-2.8%</i>	<i>-0.5%</i>

Bureau of Economic Analysis

Proprietors

Total employment (2009)	8,122	2,326,998
Proprietors (2009)	2,882	459,872
<i>Proprietors as a percent of total employment (2009)</i>	<i>35.5%</i>	<i>19.8%</i>

< Continued on back side >

< Continued from front side >



~ Entrepreneurship Update ~

Harrison County

Julie N. Zimmerman
Department of Community and Leadership Development
April, 2012

COOPERATIVE
EXTENSION
SERVICE



UNIVERSITY OF KENTUCKY
College of Agriculture

County State

Bureau of Economic Analysis (continued)

Total employment (1999)	7,698	2,271,250
Proprietors (1999)	1,999	394,649
<i>Proprietors as a percent of total employment (1999)</i>	26.0%	17.4%
<i>Percent change in total employment (1999-2009)</i>	5.5%	2.5%
<i>Percent change in proprietors (1999-2009)</i>	44.2%	16.5%

Statistics of U.S. Businesses

Initial Year Number of Establishments (2007-2008)	286	86,264
Net Change in Number of Establishments (2007-2008)	-5	-621
Number of Establishment Births (2007-2008)	23	7,789
Number of Establishment Deaths (2007-2008)	28	8,410
Number of Establishment Expansions (2007-2008)	64	23,248
Number of Establishment Contractions (2007-2008)	99	24,400

These data are from:


County Business Patterns: <http://www.census.gov/econ/cbp/index.html>

Bureau of Economic Analysis: <http://www.bea.gov/regional/index.htm>

Statistics of U.S. Businesses: <http://www.census.gov/csd/susb/susb.htm>

Kentucky: By The Numbers is a program in the Department of Community and Leadership Development and the Kentucky Cooperative Extension Service at the University of Kentucky. For more information contact your local Cooperative Extension office or Dr. Julie N. Zimmerman, Department of Community and Leadership Development, 500 Garrigus Building, University of Kentucky, Lexington, KY 40546-0215. email: jzimm@email.uky.edu.

Educational programs of the Kentucky Cooperative Extension Service serve all people regardless of race, color, age, sex, religion, disability, or national origin.
UNIVERSITY OF KENTUCKY, KENTUCKY STATE UNIVERSITY, U.S. DEPARTMENT OF AGRICULTURE, AND KENTUCKY COUNTIES, COOPERATING
An Equal Opportunity University



~ Entrepreneurship Update ~

Hart County



Julie N. Zimmerman
Rural Sociology
Department of Community and Leadership Development
April, 2012

Rural entrepreneurship is sometimes called the ‘third leg’ of local economic development. While there is no single way to measure entrepreneurship, many rely on data for small firms to assess its breadth and depth. This issue of “Kentucky: By the Numbers” is based on a special series created for the **Kentucky Entrepreneurial Coaches Institute (KECI)**. To foster entrepreneurship, the KECI was formed to “encourage diversification of the economies in rural Kentucky.” More information is available at <http://www.uky.edu/Ag/CLD/KECI>.

The Kentucky: By the Numbers Data Series provides county profiles developed to support local decision making. The entire series is available at <http://www.ca.uky.edu/snarl>

	<u>County</u>	<u>State</u>
<u>County Business Patterns</u>		
Total number of establishments (with employees) (2009)	253	90,661
1 to 4 employees	152	45,385
5 to 9 employees	52	18,879
10 to 19 employees	25	12,751
20 to 49 employees	16	8,571
50 to 99 employees	2	2,739
100 or more employees	6	2,336
 Total number of establishments without employees (2006)	 1,567	 267,161
Total number of establishments without employees (2009)	1,581	265,757
<i>Percent change in number of establishments without employees (2006-2009)</i>	<i>0.9%</i>	<i>-0.5%</i>

Bureau of Economic Analysis

Proprietors

Total employment (2009)	7,811	2,326,998
Proprietors (2009)	2,891	459,872
<i>Proprietors as a percent of total employment (2009)</i>	<i>37.0%</i>	<i>19.8%</i>

< Continued on back side >

< Continued from front side >



~ Entrepreneurship Update ~

Hart County

Julie N. Zimmerman
Department of Community and Leadership Development
April, 2012

COOPERATIVE
EXTENSION
SERVICE



UNIVERSITY OF KENTUCKY
College of Agriculture

County State

Bureau of Economic Analysis (continued)

Total employment (1999)	7,308	2,271,250
Proprietors (1999)	2,763	394,649
<i>Proprietors as a percent of total employment (1999)</i>	<i>37.8%</i>	<i>17.4%</i>
<i>Percent change in total employment (1999-2009)</i>	<i>6.9%</i>	<i>2.5%</i>
<i>Percent change in proprietors (1999-2009)</i>	<i>4.6%</i>	<i>16.5%</i>

Statistics of U.S. Businesses

Initial Year Number of Establishments (2007-2008)	235	86,264
Net Change in Number of Establishments (2007-2008)	-3	-621
Number of Establishment Births (2007-2008)	24	7,789
Number of Establishment Deaths (2007-2008)	27	8,410
Number of Establishment Expansions (2007-2008)	50	23,248
Number of Establishment Contractions (2007-2008)	69	24,400

These data are from:

County Business Patterns: <http://www.census.gov/econ/cbp/index.html>

Bureau of Economic Analysis: <http://www.bea.gov/regional/index.htm>

Statistics of U.S. Businesses: <http://www.census.gov/csd/susb/susb.htm>

Kentucky: By The Numbers is a program in the Department of Community and Leadership Development and the Kentucky Cooperative Extension Service at the University of Kentucky. For more information contact your local Cooperative Extension office or Dr. Julie N. Zimmerman, Department of Community and Leadership Development, 500 Garrigus Building, University of Kentucky, Lexington, KY 40546-0215. email: jzimm@email.uky.edu.

Educational programs of the Kentucky Cooperative Extension Service serve all people regardless of race, color, age, sex, religion, disability, or national origin.
UNIVERSITY OF KENTUCKY, KENTUCKY STATE UNIVERSITY, U.S. DEPARTMENT OF AGRICULTURE, AND KENTUCKY COUNTIES, COOPERATING
An Equal Opportunity University