

Rural entrepreneurship is sometimes called the ‘third leg’ of local economic development. While there is no single way to measure entrepreneurship, many rely on data for small firms to assess its breadth and depth. This issue of “Kentucky: By the Numbers” is based on a special series created for the **Kentucky Entrepreneurial Coaches Institute (KECI)**. To foster entrepreneurship, the KECI was formed to “encourage diversification of the economies in rural Kentucky.” More information is available at <http://www.uky.edu/Ag/CLD/KECI>.

*The Kentucky: By the Numbers Data Series provides county profiles developed to support local decision making. The entire series is available at <http://www.ca.uky.edu/snarl>*

	<u>County</u>	<u>State</u>
<b><u>County Business Patterns</u></b>		
Total number of establishments (with employees) (2009)	130	90,661
1 to 4 employees	81	45,385
5 to 9 employees	27	18,879
10 to 19 employees	17	12,751
20 to 49 employees	4	8,571
50 to 99 employees	n/a	2,739
100 or more employees	1	2,336
Total number of establishments without employees (2006)	856	267,161
Total number of establishments without employees (2009)	877	265,757
<i>Percent change in number of establishments without employees (2006-2009)</i>	<b>2.5%</b>	<b>-0.5%</b>

**Bureau of Economic Analysis**

**Proprietors**

Total employment (2009)	3,057	2,326,998
Proprietors (2009)	1,313	459,872
<i>Proprietors as a percent of total employment (2009)</i>	<b>43.0%</b>	<b>19.8%</b>

< Continued on back side >

< Continued from front side >



~ Entrepreneurship Update ~

**Edmonson County**

Julie N. Zimmerman  
Department of Community and Leadership Development  
April, 2012

COOPERATIVE  
EXTENSION  
SERVICE



UNIVERSITY OF KENTUCKY  
College of Agriculture

County                      State

**Bureau of Economic Analysis** (continued)

Total employment (1999)	3,047	2,271,250
Proprietors (1999)	1,382	394,649
<i>Proprietors as a percent of total employment (1999)</i>	<i>45.4%</i>	<i>17.4%</i>
<i>Percent change in total employment (1999-2009)</i>	<i>0.3%</i>	<i>2.5%</i>
<i>Percent change in proprietors (1999-2009)</i>	<i>-5.0%</i>	<i>16.5%</i>

**Statistics of U.S. Businesses**

Initial Year Number of Establishments (2007-2008)	120	86,264
Net Change in Number of Establishments (2007-2008)	7	-621
Number of Establishment Births (2007-2008)	20	7,789
Number of Establishment Deaths (2007-2008)	13	8,410
Number of Establishment Expansions (2007-2008)	34	23,248
Number of Establishment Contractions (2007-2008)	34	24,400

These data are from:


County Business Patterns: <http://www.census.gov/econ/cbp/index.html>

Bureau of Economic Analysis: <http://www.bea.gov/regional/index.htm>

Statistics of U.S. Businesses: <http://www.census.gov/csd/susb/susb.htm>

**Kentucky: By The Numbers** is a program in the Department of Community and Leadership Development and the Kentucky Cooperative Extension Service at the University of Kentucky. For more information contact your local Cooperative Extension office or Dr. Julie N. Zimmerman, Department of Community and Leadership Development, 500 Garrigus Building, University of Kentucky, Lexington, KY 40546-0215. email: [jzimm@email.uky.edu](mailto:jzimm@email.uky.edu).

Educational programs of the Kentucky Cooperative Extension Service serve all people regardless of race, color, age, sex, religion, disability, or national origin.  
UNIVERSITY OF KENTUCKY, KENTUCKY STATE UNIVERSITY, U.S. DEPARTMENT OF AGRICULTURE, AND KENTUCKY COUNTIES, COOPERATING  
An Equal Opportunity University



## ~ Entrepreneurship Update ~

### Elliott County

Julie N. Zimmerman  
Rural Sociology  
Department of Community and Leadership Development  
April, 2012



Rural entrepreneurship is sometimes called the ‘third leg’ of local economic development. While there is no single way to measure entrepreneurship, many rely on data for small firms to assess its breadth and depth. This issue of “Kentucky: By the Numbers” is based on a special series created for the **Kentucky Entrepreneurial Coaches Institute (KECI)**. To foster entrepreneurship, the KECI was formed to “encourage diversification of the economies in rural Kentucky.” More information is available at <http://www.uky.edu/Ag/CLD/KECI>.

*The Kentucky: By the Numbers Data Series provides county profiles developed to support local decision making. The entire series is available at <http://www.ca.uky.edu/snarl>*

	<u>County</u>	<u>State</u>
<b><u>County Business Patterns</u></b>		
Total number of establishments (with employees) (2009)	45	90,661
1 to 4 employees	26	45,385
5 to 9 employees	12	18,879
10 to 19 employees	5	12,751
20 to 49 employees	1	8,571
50 to 99 employees	1	2,739
100 or more employees	n/a	2,336
 Total number of establishments without employees (2006)	 340	 267,161
Total number of establishments without employees (2009)	332	265,757
<i>Percent change in number of establishments without employees (2006-2009)</i>	<i>-2.4%</i>	<i>-0.5%</i>

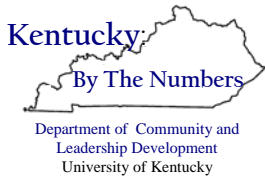
### **Bureau of Economic Analysis**

#### **Proprietors**

Total employment (2009)	1,809	2,326,998
Proprietors (2009)	763	459,872
<i>Proprietors as a percent of total employment (2009)</i>	<i>42.2%</i>	<i>19.8%</i>

< Continued on back side >

< Continued from front side >



~ Entrepreneurship Update ~

Elliott County

Julie N. Zimmerman  
Department of Community and Leadership Development  
April, 2012



	<u>County</u>	<u>State</u>
<b><u>Bureau of Economic Analysis</u></b> (continued)		
Total employment (1999)	1,528	2,271,250
Proprietors (1999)	746	394,649
<i>Proprietors as a percent of total employment (1999)</i>	<i>48.8%</i>	<i>17.4%</i>
<i>Percent change in total employment (1999-2009)</i>	<i>18.4%</i>	<i>2.5%</i>
<i>Percent change in proprietors (1999-2009)</i>	<i>2.3%</i>	<i>16.5%</i>
<b><u>Statistics of U.S. Businesses</u></b>		
Initial Year Number of Establishments (2007-2008)	43	86,264
Net Change in Number of Establishments (2007-2008)	-2	-621
Number of Establishment Births (2007-2008)	5	7,789
Number of Establishment Deaths (2007-2008)	7	8,410
Number of Establishment Expansions (2007-2008)	8	23,248
Number of Establishment Contractions (2007-2008)	15	24,400

These data are from:


County Business Patterns: <http://www.census.gov/econ/cbp/index.html>

Bureau of Economic Analysis: <http://www.bea.gov/regional/index.htm>

Statistics of U.S. Businesses: <http://www.census.gov/csd/susb/susb.htm>

**Kentucky: By The Numbers** is a program in the Department of Community and Leadership Development and the Kentucky Cooperative Extension Service at the University of Kentucky. For more information contact your local Cooperative Extension office or Dr. Julie N. Zimmerman, Department of Community and Leadership Development, 500 Garrigus Building, University of Kentucky, Lexington, KY 40546-0215. email: [jzimm@email.uky.edu](mailto:jzimm@email.uky.edu).

Educational programs of the Kentucky Cooperative Extension Service serve all people regardless of race, color, age, sex, religion, disability, or national origin.  
UNIVERSITY OF KENTUCKY, KENTUCKY STATE UNIVERSITY, U.S. DEPARTMENT OF AGRICULTURE, AND KENTUCKY COUNTIES, COOPERATING  
An Equal Opportunity University



## ~ Entrepreneurship Update ~

### Estill County

Julie N. Zimmerman  
Rural Sociology  
Department of Community and Leadership Development  
April, 2012



Rural entrepreneurship is sometimes called the ‘third leg’ of local economic development. While there is no single way to measure entrepreneurship, many rely on data for small firms to assess its breadth and depth. This issue of “Kentucky: By the Numbers” is based on a special series created for the **Kentucky Entrepreneurial Coaches Institute (KECI)**. To foster entrepreneurship, the KECI was formed to “encourage diversification of the economies in rural Kentucky.” More information is available at

<http://www.uky.edu/Ag/CLD/KECI>.

*The Kentucky: By the Numbers Data Series provides county profiles developed to support local decision making. The entire series is available at <http://www.ca.uky.edu/snarl>*

	<u>County</u>	<u>State</u>
<b><u>County Business Patterns</u></b>		
Total number of establishments (with employees) (2009)	189	90,661
1 to 4 employees	115	45,385
5 to 9 employees	40	18,879
10 to 19 employees	17	12,751
20 to 49 employees	13	8,571
50 to 99 employees	1	2,739
100 or more employees	3	2,336
Total number of establishments without employees (2006)	918	267,161
Total number of establishments without employees (2009)	1,036	265,757
<i>Percent change in number of establishments without employees (2006-2009)</i>	<b>12.9%</b>	<b>-0.5%</b>

### **Bureau of Economic Analysis**

#### **Proprietors**

Total employment (2009)	3,981	2,326,998
Proprietors (2009)	1,317	459,872
<i>Proprietors as a percent of total employment (2009)</i>	<b>33.1%</b>	<b>19.8%</b>

< Continued on back side >

< Continued from front side >



## ~ Entrepreneurship Update ~

### Estill County

Julie N. Zimmerman  
Department of Community and Leadership Development  
April, 2012

COOPERATIVE  
EXTENSION  
SERVICE



UNIVERSITY OF KENTUCKY  
College of Agriculture

County                      State

#### **Bureau of Economic Analysis** (continued)

Total employment (1999)	4,200	2,271,250
Proprietors (1999)	1,280	394,649
<i>Proprietors as a percent of total employment (1999)</i>	<i>30.5%</i>	<i>17.4%</i>
<i>Percent change in total employment (1999-2009)</i>	<i>-5.2%</i>	<i>2.5%</i>
<i>Percent change in proprietors (1999-2009)</i>	<i>2.9%</i>	<i>16.5%</i>

#### **Statistics of U.S. Businesses**

Initial Year Number of Establishments (2007-2008)	185	86,264
Net Change in Number of Establishments (2007-2008)	-7	-621
Number of Establishment Births (2007-2008)	13	7,789
Number of Establishment Deaths (2007-2008)	20	8,410
Number of Establishment Expansions (2007-2008)	39	23,248
Number of Establishment Contractions (2007-2008)	39	24,400

These data are from:

County Business Patterns: <http://www.census.gov/econ/cbp/index.html>

Bureau of Economic Analysis: <http://www.bea.gov/regional/index.htm>

Statistics of U.S. Businesses: <http://www.census.gov/csd/susb/susb.htm>

**Kentucky: By The Numbers** is a program in the Department of Community and Leadership Development and the Kentucky Cooperative Extension Service at the University of Kentucky. For more information contact your local Cooperative Extension office or Dr. Julie N. Zimmerman, Department of Community and Leadership Development, 500 Garrigus Building, University of Kentucky, Lexington, KY 40546-0215. email: [jzimm@email.uky.edu](mailto:jzimm@email.uky.edu).

Educational programs of the Kentucky Cooperative Extension Service serve all people regardless of race, color, age, sex, religion, disability, or national origin.  
UNIVERSITY OF KENTUCKY, KENTUCKY STATE UNIVERSITY, U.S. DEPARTMENT OF AGRICULTURE, AND KENTUCKY COUNTIES, COOPERATING  
An Equal Opportunity University

Rural entrepreneurship is sometimes called the ‘third leg’ of local economic development. While there is no single way to measure entrepreneurship, many rely on data for small firms to assess its breadth and depth. This issue of “Kentucky: By the Numbers” is based on a special series created for the **Kentucky Entrepreneurial Coaches Institute (KECI)**. To foster entrepreneurship, the KECI was formed to “encourage diversification of the economies in rural Kentucky.” More information is available at <http://www.uky.edu/Ag/CLD/KECI>.

*The Kentucky: By the Numbers Data Series provides county profiles developed to support local decision making. The entire series is available at <http://www.ca.uky.edu/snarl>*

	<u>County</u>	<u>State</u>
<b><u>County Business Patterns</u></b>		
Total number of establishments (with employees) (2009)	8,241	90,661
1 to 4 employees	4,018	45,385
5 to 9 employees	1,584	18,879
10 to 19 employees	1,177	12,751
20 to 49 employees	921	8,571
50 to 99 employees	320	2,739
100 or more employees	221	2,336
Total number of establishments without employees (2006)	19,095	267,161
Total number of establishments without employees (2009)	19,430	265,757
<i>Percent change in number of establishments without employees (2006-2009)</i>	<i>1.8%</i>	<i>-0.5%</i>

**Bureau of Economic Analysis**

**Proprietors**

Total employment (2009)	213,278	2,326,998
Proprietors (2009)	28,162	459,872
<i>Proprietors as a percent of total employment (2009)</i>	<i>13.2%</i>	<i>19.8%</i>

< Continued on back side >

< Continued from front side >



~ Entrepreneurship Update ~

**Fayette County**

Julie N. Zimmerman  
Department of Community and Leadership Development  
April, 2012

COOPERATIVE  
EXTENSION  
SERVICE



UNIVERSITY OF KENTUCKY  
College of Agriculture

County                      State

**Bureau of Economic Analysis** (continued)

Total employment (1999)	204,108	2,271,250
Proprietors (1999)	21,025	394,649
<i>Proprietors as a percent of total employment (1999)</i>	<i>10.3%</i>	<i>17.4%</i>
<i>Percent change in total employment (1999-2009)</i>	<i>4.5%</i>	<i>2.5%</i>
<i>Percent change in proprietors (1999-2009)</i>	<i>33.9%</i>	<i>16.5%</i>

**Statistics of U.S. Businesses**

Initial Year Number of Establishments (2007-2008)	7,677	86,264
Net Change in Number of Establishments (2007-2008)	10	-621
Number of Establishment Births (2007-2008)	764	7,789
Number of Establishment Deaths (2007-2008)	754	8,410
Number of Establishment Expansions (2007-2008)	2,195	23,248
Number of Establishment Contractions (2007-2008)	2,156	24,400

These data are from:

County Business Patterns: <http://www.census.gov/econ/cbp/index.html>

Bureau of Economic Analysis: <http://www.bea.gov/regional/index.htm>

Statistics of U.S. Businesses: <http://www.census.gov/csd/susb/susb.htm>

**Kentucky: By The Numbers** is a program in the Department of Community and Leadership Development and the Kentucky Cooperative Extension Service at the University of Kentucky. For more information contact your local Cooperative Extension office or Dr. Julie N. Zimmerman, Department of Community and Leadership Development, 500 Garrigus Building, University of Kentucky, Lexington, KY 40546-0215. email: [jzimm@email.uky.edu](mailto:jzimm@email.uky.edu).

Educational programs of the Kentucky Cooperative Extension Service serve all people regardless of race, color, age, sex, religion, disability, or national origin.  
UNIVERSITY OF KENTUCKY, KENTUCKY STATE UNIVERSITY, U.S. DEPARTMENT OF AGRICULTURE, AND KENTUCKY COUNTIES, COOPERATING  
An Equal Opportunity University



## ~ Entrepreneurship Update ~

### Fleming County

Julie N. Zimmerman  
Rural Sociology  
Department of Community and Leadership Development  
April, 2012

Rural entrepreneurship is sometimes called the ‘third leg’ of local economic development. While there is no single way to measure entrepreneurship, many rely on data for small firms to assess its breadth and depth. This issue of “Kentucky: By the Numbers” is based on a special series created for the **Kentucky Entrepreneurial Coaches Institute (KECI)**. To foster entrepreneurship, the KECI was formed to “encourage diversification of the economies in rural Kentucky.” More information is available at <http://www.uky.edu/Ag/CLD/KECI>.

*The Kentucky: By the Numbers Data Series provides county profiles developed to support local decision making. The entire series is available at <http://www.ca.uky.edu/snarl>*

	<u>County</u>	<u>State</u>
<b><u>County Business Patterns</u></b>		
Total number of establishments (with employees) (2009)	258	90,661
1 to 4 employees	158	45,385
5 to 9 employees	51	18,879
10 to 19 employees	28	12,751
20 to 49 employees	15	8,571
50 to 99 employees	3	2,739
100 or more employees	3	2,336
 Total number of establishments without employees (2006)	 1,235	 267,161
Total number of establishments without employees (2009)	1,240	265,757
<i>Percent change in number of establishments without employees (2006-2009)</i>	<i>0.4%</i>	<i>-0.5%</i>

### **Bureau of Economic Analysis**

#### **Proprietors**

Total employment (2009)	5,963	2,326,998
Proprietors (2009)	2,552	459,872
<i>Proprietors as a percent of total employment (2009)</i>	<i>42.8%</i>	<i>19.8%</i>

< Continued on back side >

< Continued from front side >



## ~ Entrepreneurship Update ~

### Fleming County

Julie N. Zimmerman  
Department of Community and Leadership Development  
April, 2012

COOPERATIVE  
EXTENSION  
SERVICE



UNIVERSITY OF KENTUCKY  
College of Agriculture

	<u>County</u>	<u>State</u>
--	---------------	--------------

#### Bureau of Economic Analysis (continued)

Total employment (1999)	6,503	2,271,250
Proprietors (1999)	2,658	394,649
<i>Proprietors as a percent of total employment (1999)</i>	<i>40.9%</i>	<i>17.4%</i>
<i>Percent change in total employment (1999-2009)</i>	<i>-8.3%</i>	<i>2.5%</i>
<i>Percent change in proprietors (1999-2009)</i>	<i>-4.0%</i>	<i>16.5%</i>

#### Statistics of U.S. Businesses

Initial Year Number of Establishments (2007-2008)	252	86,264
Net Change in Number of Establishments (2007-2008)	-1	-621
Number of Establishment Births (2007-2008)	27	7,789
Number of Establishment Deaths (2007-2008)	28	8,410
Number of Establishment Expansions (2007-2008)	57	23,248
Number of Establishment Contractions (2007-2008)	52	24,400

These data are from:


County Business Patterns: <http://www.census.gov/econ/cbp/index.html>

Bureau of Economic Analysis: <http://www.bea.gov/regional/index.htm>

Statistics of U.S. Businesses: <http://www.census.gov/csd/susb/susb.htm>

**Kentucky: By The Numbers** is a program in the Department of Community and Leadership Development and the Kentucky Cooperative Extension Service at the University of Kentucky. For more information contact your local Cooperative Extension office or Dr. Julie N. Zimmerman, Department of Community and Leadership Development, 500 Garrigus Building, University of Kentucky, Lexington, KY 40546-0215. email: [jzimm@email.uky.edu](mailto:jzimm@email.uky.edu).

Educational programs of the Kentucky Cooperative Extension Service serve all people regardless of race, color, age, sex, religion, disability, or national origin.  
UNIVERSITY OF KENTUCKY, KENTUCKY STATE UNIVERSITY, U.S. DEPARTMENT OF AGRICULTURE, AND KENTUCKY COUNTIES, COOPERATING  
An Equal Opportunity University



## ~ Entrepreneurship Update ~

### Floyd County

Julie N. Zimmerman  
Rural Sociology  
Department of Community and Leadership Development  
April, 2012



Rural entrepreneurship is sometimes called the ‘third leg’ of local economic development. While there is no single way to measure entrepreneurship, many rely on data for small firms to assess its breadth and depth. This issue of “Kentucky: By the Numbers” is based on a special series created for the **Kentucky Entrepreneurial Coaches Institute (KECI)**. To foster entrepreneurship, the KECI was formed to “encourage diversification of the economies in rural Kentucky.” More information is available at <http://www.uky.edu/Ag/CLD/KECI>.

*The Kentucky: By the Numbers Data Series provides county profiles developed to support local decision making. The entire series is available at <http://www.ca.uky.edu/snarl>*

	<u>County</u>	<u>State</u>
<b><u>County Business Patterns</u></b>		
Total number of establishments (with employees) (2009)	859	90,661
1 to 4 employees	443	45,385
5 to 9 employees	196	18,879
10 to 19 employees	112	12,751
20 to 49 employees	79	8,571
50 to 99 employees	14	2,739
100 or more employees	15	2,336
 Total number of establishments without employees (2006)	 2,024	 267,161
Total number of establishments without employees (2009)	2,130	265,757
<i>Percent change in number of establishments without employees (2006-2009)</i>	 <b>5.2%</b>	 <b>-0.5%</b>

### **Bureau of Economic Analysis**

#### **Proprietors**

Total employment (2009)	16,064	2,326,998
Proprietors (2009)	3,075	459,872
<i>Proprietors as a percent of total employment (2009)</i>	 <b>19.1%</b>	 <b>19.8%</b>

< Continued on back side >

< Continued from front side >



## ~ Entrepreneurship Update ~

### Floyd County

Julie N. Zimmerman  
Department of Community and Leadership Development  
April, 2012

COOPERATIVE  
EXTENSION  
SERVICE



UNIVERSITY OF KENTUCKY  
College of Agriculture

	<u>County</u>	<u>State</u>
--	---------------	--------------

#### **Bureau of Economic Analysis** (continued)

Total employment (1999)	14,693	2,271,250
Proprietors (1999)	2,128	394,649
<i>Proprietors as a percent of total employment (1999)</i>	<i>14.5%</i>	<i>17.4%</i>
<i>Percent change in total employment (1999-2009)</i>	<i>9.3%</i>	<i>2.5%</i>
<i>Percent change in proprietors (1999-2009)</i>	<i>44.5%</i>	<i>16.5%</i>

#### **Statistics of U.S. Businesses**

Initial Year Number of Establishments (2007-2008)	807	86,264
Net Change in Number of Establishments (2007-2008)	-1	-621
Number of Establishment Births (2007-2008)	78	7,789
Number of Establishment Deaths (2007-2008)	79	8,410
Number of Establishment Expansions (2007-2008)	206	23,248
Number of Establishment Contractions (2007-2008)	209	24,400

These data are from:


County Business Patterns: <http://www.census.gov/econ/cbp/index.html>

Bureau of Economic Analysis: <http://www.bea.gov/regional/index.htm>

Statistics of U.S. Businesses: <http://www.census.gov/csd/susb/susb.htm>

**Kentucky: By The Numbers** is a program in the Department of Community and Leadership Development and the Kentucky Cooperative Extension Service at the University of Kentucky. For more information contact your local Cooperative Extension office or Dr. Julie N. Zimmerman, Department of Community and Leadership Development, 500 Garrigus Building, University of Kentucky, Lexington, KY 40546-0215. email: [jzimm@email.uky.edu](mailto:jzimm@email.uky.edu).

Educational programs of the Kentucky Cooperative Extension Service serve all people regardless of race, color, age, sex, religion, disability, or national origin.  
UNIVERSITY OF KENTUCKY, KENTUCKY STATE UNIVERSITY, U.S. DEPARTMENT OF AGRICULTURE, AND KENTUCKY COUNTIES, COOPERATING  
An Equal Opportunity University



## ~ Entrepreneurship Update ~

### Franklin County



Julie N. Zimmerman  
Rural Sociology  
Department of Community and Leadership Development  
April, 2012

Rural entrepreneurship is sometimes called the ‘third leg’ of local economic development. While there is no single way to measure entrepreneurship, many rely on data for small firms to assess its breadth and depth. This issue of “Kentucky: By the Numbers” is based on a special series created for the **Kentucky Entrepreneurial Coaches Institute (KECI)**. To foster entrepreneurship, the KECI was formed to “encourage diversification of the economies in rural Kentucky.” More information is available at <http://www.uky.edu/Ag/CLD/KECI>.

*The Kentucky: By the Numbers Data Series provides county profiles developed to support local decision making. The entire series is available at <http://www.ca.uky.edu/snarl>*

	<u>County</u>	<u>State</u>
<b><u>County Business Patterns</u></b>		
Total number of establishments (with employees) (2009)	1,134	90,661
1 to 4 employees	569	45,385
5 to 9 employees	244	18,879
10 to 19 employees	160	12,751
20 to 49 employees	102	8,571
50 to 99 employees	37	2,739
100 or more employees	22	2,336
 Total number of establishments without employees (2006)	 2,968	 267,161
Total number of establishments without employees (2009)	2,836	265,757
<i>Percent change in number of establishments without employees (2006-2009)</i>	<i>-4.4%</i>	<i>-0.5%</i>

### **Bureau of Economic Analysis**

#### **Proprietors**

Total employment (2009)	37,286	2,326,998
Proprietors (2009)	5,981	459,872
<i>Proprietors as a percent of total employment (2009)</i>	<i>16.0%</i>	<i>19.8%</i>

< Continued on back side >

< Continued from front side >



~ Entrepreneurship Update ~

**Franklin County**

Julie N. Zimmerman  
Department of Community and Leadership Development  
April, 2012

COOPERATIVE  
EXTENSION  
SERVICE



UNIVERSITY OF KENTUCKY  
College of Agriculture

County                      State

**Bureau of Economic Analysis** (continued)

Total employment (1999)	38,996	2,271,250
Proprietors (1999)	4,944	394,649
<i>Proprietors as a percent of total employment (1999)</i>	<i>12.7%</i>	<i>17.4%</i>
<i>Percent change in total employment (1999-2009)</i>	<i>-4.4%</i>	<i>2.5%</i>
<i>Percent change in proprietors (1999-2009)</i>	<i>21.0%</i>	<i>16.5%</i>

**Statistics of U.S. Businesses**

Initial Year Number of Establishments (2007-2008)	1,105	86,264
Net Change in Number of Establishments (2007-2008)	-16	-621
Number of Establishment Births (2007-2008)	76	7,789
Number of Establishment Deaths (2007-2008)	92	8,410
Number of Establishment Expansions (2007-2008)	294	23,248
Number of Establishment Contractions (2007-2008)	330	24,400

These data are from:


County Business Patterns: <http://www.census.gov/econ/cbp/index.html>

Bureau of Economic Analysis: <http://www.bea.gov/regional/index.htm>

Statistics of U.S. Businesses: <http://www.census.gov/csd/susb/susb.htm>

**Kentucky: By The Numbers** is a program in the Department of Community and Leadership Development and the Kentucky Cooperative Extension Service at the University of Kentucky. For more information contact your local Cooperative Extension office or Dr. Julie N. Zimmerman, Department of Community and Leadership Development, 500 Garrigus Building, University of Kentucky, Lexington, KY 40546-0215. email: [jzimm@email.uky.edu](mailto:jzimm@email.uky.edu).

Educational programs of the Kentucky Cooperative Extension Service serve all people regardless of race, color, age, sex, religion, disability, or national origin.  
UNIVERSITY OF KENTUCKY, KENTUCKY STATE UNIVERSITY, U.S. DEPARTMENT OF AGRICULTURE, AND KENTUCKY COUNTIES, COOPERATING  
An Equal Opportunity University



## ~ Entrepreneurship Update ~

### Fulton County

Julie N. Zimmerman  
Rural Sociology  
Department of Community and Leadership Development  
April, 2012



Rural entrepreneurship is sometimes called the ‘third leg’ of local economic development. While there is no single way to measure entrepreneurship, many rely on data for small firms to assess its breadth and depth. This issue of “Kentucky: By the Numbers” is based on a special series created for the **Kentucky Entrepreneurial Coaches Institute (KECI)**. To foster entrepreneurship, the KECI was formed to “encourage diversification of the economies in rural Kentucky.” More information is available at <http://www.uky.edu/Ag/CLD/KECI>.

*The Kentucky: By the Numbers Data Series provides county profiles developed to support local decision making. The entire series is available at <http://www.ca.uky.edu/snarl>*

	<u>County</u>	<u>State</u>
<b><u>County Business Patterns</u></b>		
Total number of establishments (with employees) (2009)	135	90,661
1 to 4 employees	70	45,385
5 to 9 employees	29	18,879
10 to 19 employees	18	12,751
20 to 49 employees	9	8,571
50 to 99 employees	5	2,739
100 or more employees	4	2,336
 Total number of establishments without employees (2006)	 315	 267,161
Total number of establishments without employees (2009)	301	265,757
<b><i>Percent change in number of establishments without employees (2006-2009)</i></b>	<b><i>-4.4%</i></b>	<b><i>-0.5%</i></b>

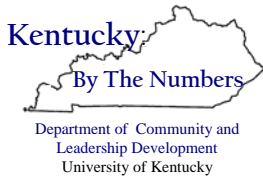
### **Bureau of Economic Analysis**

#### **Proprietors**

Total employment (2009)	3,514	2,326,998
Proprietors (2009)	704	459,872
<b><i>Proprietors as a percent of total employment (2009)</i></b>	<b><i>20.0%</i></b>	<b><i>19.8%</i></b>

< Continued on back side >

< Continued from front side >



## ~ Entrepreneurship Update ~

### Fulton County

Julie N. Zimmerman  
Department of Community and Leadership Development  
April, 2012

COOPERATIVE  
EXTENSION  
SERVICE



UNIVERSITY OF KENTUCKY  
College of Agriculture

County                      State

#### **Bureau of Economic Analysis** (continued)

Total employment (1999)	4,143	2,271,250
Proprietors (1999)	863	394,649
<i>Proprietors as a percent of total employment (1999)</i>	<i>20.8%</i>	<i>17.4%</i>
<i>Percent change in total employment (1999-2009)</i>	<i>-15.2%</i>	<i>2.5%</i>
<i>Percent change in proprietors (1999-2009)</i>	<i>-18.4%</i>	<i>16.5%</i>

#### **Statistics of U.S. Businesses**

Initial Year Number of Establishments (2007-2008)	139	86,264
Net Change in Number of Establishments (2007-2008)	-9	-621
Number of Establishment Births (2007-2008)	11	7,789
Number of Establishment Deaths (2007-2008)	20	8,410
Number of Establishment Expansions (2007-2008)	35	23,248
Number of Establishment Contractions (2007-2008)	31	24,400

These data are from:

County Business Patterns: <http://www.census.gov/econ/cbp/index.html>

Bureau of Economic Analysis: <http://www.bea.gov/regional/index.htm>

Statistics of U.S. Businesses: <http://www.census.gov/csd/susb/susb.htm>

**Kentucky: By The Numbers** is a program in the Department of Community and Leadership Development and the Kentucky Cooperative Extension Service at the University of Kentucky. For more information contact your local Cooperative Extension office or Dr. Julie N. Zimmerman, Department of Community and Leadership Development, 500 Garrigus Building, University of Kentucky, Lexington, KY 40546-0215. email: [jzimm@email.uky.edu](mailto:jzimm@email.uky.edu).

Educational programs of the Kentucky Cooperative Extension Service serve all people regardless of race, color, age, sex, religion, disability, or national origin.  
UNIVERSITY OF KENTUCKY, KENTUCKY STATE UNIVERSITY, U.S. DEPARTMENT OF AGRICULTURE, AND KENTUCKY COUNTIES, COOPERATING  
An Equal Opportunity University



## ~ Entrepreneurship Update ~

### Gallatin County

Julie N. Zimmerman  
Rural Sociology  
Department of Community and Leadership Development  
April, 2012

Rural entrepreneurship is sometimes called the ‘third leg’ of local economic development. While there is no single way to measure entrepreneurship, many rely on data for small firms to assess its breadth and depth. This issue of “Kentucky: By the Numbers” is based on a special series created for the **Kentucky Entrepreneurial Coaches Institute (KECI)**. To foster entrepreneurship, the KECI was formed to “encourage diversification of the economies in rural Kentucky.” More information is available at <http://www.uky.edu/Ag/CLD/KECI>.

*The Kentucky: By the Numbers Data Series provides county profiles developed to support local decision making. The entire series is available at <http://www.ca.uky.edu/snarl>*

	<u>County</u>	<u>State</u>
<b><u>County Business Patterns</u></b>		
Total number of establishments (with employees) (2009)	89	90,661
1 to 4 employees	46	45,385
5 to 9 employees	26	18,879
10 to 19 employees	9	12,751
20 to 49 employees	6	8,571
50 to 99 employees	n/a	2,739
100 or more employees	2	2,336
Total number of establishments without employees (2006)	267	267,161
Total number of establishments without employees (2009)	279	265,757
<b><i>Percent change in number of establishments without employees (2006-2009)</i></b>	<b>4.5%</b>	<b>-0.5%</b>

### **Bureau of Economic Analysis**

#### **Proprietors**

Total employment (2009)	2,941	2,326,998
Proprietors (2009)	738	459,872
<b><i>Proprietors as a percent of total employment (2009)</i></b>	<b>25.1%</b>	<b>19.8%</b>

< Continued on back side >

< Continued from front side >



## ~ Entrepreneurship Update ~

### Gallatin County

Julie N. Zimmerman  
Department of Community and Leadership Development  
April, 2012

COOPERATIVE  
EXTENSION  
SERVICE



UNIVERSITY OF KENTUCKY  
College of Agriculture

	<u>County</u>	<u>State</u>
--	---------------	--------------

#### **Bureau of Economic Analysis** (continued)

Total employment (1999)	2,925	2,271,250
Proprietors (1999)	785	394,649
<i>Proprietors as a percent of total employment (1999)</i>	<i>26.8%</i>	<i>17.4%</i>
<i>Percent change in total employment (1999-2009)</i>	<i>0.5%</i>	<i>2.5%</i>
<i>Percent change in proprietors (1999-2009)</i>	<i>-6.0%</i>	<i>16.5%</i>

#### **Statistics of U.S. Businesses**

Initial Year Number of Establishments (2007-2008)	81	86,264
Net Change in Number of Establishments (2007-2008)	1	-621
Number of Establishment Births (2007-2008)	9	7,789
Number of Establishment Deaths (2007-2008)	8	8,410
Number of Establishment Expansions (2007-2008)	24	23,248
Number of Establishment Contractions (2007-2008)	20	24,400

These data are from:

County Business Patterns: <http://www.census.gov/econ/cbp/index.html>

Bureau of Economic Analysis: <http://www.bea.gov/regional/index.htm>

Statistics of U.S. Businesses: <http://www.census.gov/csd/susb/susb.htm>

**Kentucky: By The Numbers** is a program in the Department of Community and Leadership Development and the Kentucky Cooperative Extension Service at the University of Kentucky. For more information contact your local Cooperative Extension office or Dr. Julie N. Zimmerman, Department of Community and Leadership Development, 500 Garrigus Building, University of Kentucky, Lexington, KY 40546-0215. email: [jzimm@email.uky.edu](mailto:jzimm@email.uky.edu).

Educational programs of the Kentucky Cooperative Extension Service serve all people regardless of race, color, age, sex, religion, disability, or national origin.  
UNIVERSITY OF KENTUCKY, KENTUCKY STATE UNIVERSITY, U.S. DEPARTMENT OF AGRICULTURE, AND KENTUCKY COUNTIES, COOPERATING  
An Equal Opportunity University

## ~ Entrepreneurship Update ~

### Garrard County

Julie N. Zimmerman  
Rural Sociology  
Department of Community and Leadership Development  
April, 2012

Rural entrepreneurship is sometimes called the ‘third leg’ of local economic development. While there is no single way to measure entrepreneurship, many rely on data for small firms to assess its breadth and depth. This issue of “Kentucky: By the Numbers” is based on a special series created for the **Kentucky Entrepreneurial Coaches Institute (KECI)**. To foster entrepreneurship, the KECI was formed to “encourage diversification of the economies in rural Kentucky.” More information is available at <http://www.uky.edu/Ag/CLD/KECI>.

*The Kentucky: By the Numbers Data Series provides county profiles developed to support local decision making. The entire series is available at <http://www.ca.uky.edu/snarl>*

	<u>County</u>	<u>State</u>
<b><u>County Business Patterns</u></b>		
Total number of establishments (with employees) (2009)	228	90,661
1 to 4 employees	150	45,385
5 to 9 employees	46	18,879
10 to 19 employees	22	12,751
20 to 49 employees	5	8,571
50 to 99 employees	5	2,739
100 or more employees	n/a	2,336
 Total number of establishments without employees (2006)	 1,337	 267,161
Total number of establishments without employees (2009)	1,312	265,757
<i>Percent change in number of establishments without employees     (2006-2009)</i>	<i>-1.9%</i>	<i>-0.5%</i>

### **Bureau of Economic Analysis**

#### **Proprietors**

Total employment (2009)	5,187	2,326,998
Proprietors (2009)	2,868	459,872
<i>Proprietors as a percent of total employment (2009)</i>	<i>55.3%</i>	<i>19.8%</i>

< Continued on back side >

< Continued from front side >



~ Entrepreneurship Update ~

**Garrard County**

Julie N. Zimmerman  
Department of Community and Leadership Development  
April, 2012

COOPERATIVE  
EXTENSION  
SERVICE



UNIVERSITY OF KENTUCKY  
College of Agriculture

	<u>County</u>	<u>State</u>
<b><u>Bureau of Economic Analysis</u></b> (continued)		
Total employment (1999)	5,340	2,271,250
Proprietors (1999)	2,514	394,649
<i>Proprietors as a percent of total employment (1999)</i>	<i>47.1%</i>	<i>17.4%</i>
<i>Percent change in total employment (1999-2009)</i>	<i>-2.9%</i>	<i>2.5%</i>
<i>Percent change in proprietors (1999-2009)</i>	<i>14.1%</i>	<i>16.5%</i>
<b><u>Statistics of U.S. Businesses</u></b>		
Initial Year Number of Establishments (2007-2008)	209	86,264
Net Change in Number of Establishments (2007-2008)	-7	-621
Number of Establishment Births (2007-2008)	19	7,789
Number of Establishment Deaths (2007-2008)	26	8,410
Number of Establishment Expansions (2007-2008)	49	23,248
Number of Establishment Contractions (2007-2008)	46	24,400

These data are from:

County Business Patterns: <http://www.census.gov/econ/cbp/index.html>

Bureau of Economic Analysis: <http://www.bea.gov/regional/index.htm>

Statistics of U.S. Businesses: <http://www.census.gov/csd/susb/susb.htm>

**Kentucky: By The Numbers** is a program in the Department of Community and Leadership Development and the Kentucky Cooperative Extension Service at the University of Kentucky. For more information contact your local Cooperative Extension office or Dr. Julie N. Zimmerman, Department of Community and Leadership Development, 500 Garrigus Building, University of Kentucky, Lexington, KY 40546-0215. email: [jzimm@email.uky.edu](mailto:jzimm@email.uky.edu).

Educational programs of the Kentucky Cooperative Extension Service serve all people regardless of race, color, age, sex, religion, disability, or national origin.  
UNIVERSITY OF KENTUCKY, KENTUCKY STATE UNIVERSITY, U.S. DEPARTMENT OF AGRICULTURE, AND KENTUCKY COUNTIES, COOPERATING  
An Equal Opportunity University