



~ Entrepreneurship Update ~

Adair County

Julie N. Zimmerman
Rural Sociology
Department of Community and Leadership Development
April, 2012



Rural entrepreneurship is sometimes called the ‘third leg’ of local economic development. While there is no single way to measure entrepreneurship, many rely on data for small firms to assess its breadth and depth. This issue of “Kentucky: By the Numbers” is based on a special series created for the **Kentucky Entrepreneurial Coaches Institute (KECI)**. To foster entrepreneurship, the KECI was formed to “encourage diversification of the economies in rural Kentucky.” More information is available at <http://www.uky.edu/Ag/CLD/KECI>.

The Kentucky: By the Numbers Data Series provides county profiles developed to support local decision making. The entire series is available at <http://www.ca.uky.edu/snarl>

	<u>County</u>	<u>State</u>
<u>County Business Patterns</u>		
Total number of establishments (with employees) (2009)	311	90,661
1 to 4 employees	150	45,385
5 to 9 employees	69	18,879
10 to 19 employees	56	12,751
20 to 49 employees	26	8,571
50 to 99 employees	5	2,739
100 or more employees	5	2,336
 Total number of establishments without employees (2006)	 1,516	 267,161
Total number of establishments without employees (2009)	1,513	265,757
<i>Percent change in number of establishments without employees (2006-2009)</i>	<i>-0.2%</i>	<i>-0.5%</i>

Bureau of Economic Analysis

Proprietors

Total employment (2009)	7,806	2,326,998
Proprietors (2009)	2,640	459,872
<i>Proprietors as a percent of total employment (2009)</i>	<i>33.8%</i>	<i>19.8%</i>

< Continued on back side >

< Continued from front side >



~ Entrepreneurship Update ~

Adair County

Julie N. Zimmerman
Department of Community and Leadership Development
April, 2012



County State

Bureau of Economic Analysis (continued)

Total employment (1999)	7,670	2,271,250
Proprietors (1999)	2,993	394,649
<i>Proprietors as a percent of total employment (1999)</i>	<i>39.0%</i>	<i>17.4%</i>
<i>Percent change in total employment (1999-2009)</i>	<i>1.8%</i>	<i>2.5%</i>
<i>Percent change in proprietors (1999-2009)</i>	<i>-11.8%</i>	<i>16.5%</i>

Statistics of U.S. Businesses

Initial Year Number of Establishments (2007-2008)	303	86,264
Net Change in Number of Establishments (2007-2008)	9	-621
Number of Establishment Births (2007-2008)	34	7,789
Number of Establishment Deaths (2007-2008)	25	8,410
Number of Establishment Expansions (2007-2008)	86	23,248
Number of Establishment Contractions (2007-2008)	86	24,400

These data are from:

County Business Patterns: <http://www.census.gov/econ/cbp/index.html>

Bureau of Economic Analysis: <http://www.bea.gov/regional/index.htm>

Statistics of U.S. Businesses: <http://www.census.gov/csd/susb/susb.htm>

Kentucky: By The Numbers is a program in the Department of Community and Leadership Development and the Kentucky Cooperative Extension Service at the University of Kentucky. For more information contact your local Cooperative Extension office or Dr. Julie N. Zimmerman, Department of Community and Leadership Development, 500 Garrigus Building, University of Kentucky, Lexington, KY 40546-0215. email: jzimm@email.uky.edu.

Educational programs of the Kentucky Cooperative Extension Service serve all people regardless of race, color, age, sex, religion, disability, or national origin.
UNIVERSITY OF KENTUCKY, KENTUCKY STATE UNIVERSITY, U.S. DEPARTMENT OF AGRICULTURE, AND KENTUCKY COUNTIES, COOPERATING
An Equal Opportunity University

Rural entrepreneurship is sometimes called the ‘third leg’ of local economic development. While there is no single way to measure entrepreneurship, many rely on data for small firms to assess its breadth and depth. This issue of “Kentucky: By the Numbers” is based on a special series created for the **Kentucky Entrepreneurial Coaches Institute (KECI)**. To foster entrepreneurship, the KECI was formed to “encourage diversification of the economies in rural Kentucky.” More information is available at <http://www.uky.edu/Ag/CLD/KECI>.

The Kentucky: By the Numbers Data Series provides county profiles developed to support local decision making. The entire series is available at <http://www.ca.uky.edu/snarl>

	<u>County</u>	<u>State</u>
<u>County Business Patterns</u>		
Total number of establishments (with employees) (2009)	233	90,661
1 to 4 employees	122	45,385
5 to 9 employees	48	18,879
10 to 19 employees	37	12,751
20 to 49 employees	17	8,571
50 to 99 employees	5	2,739
100 or more employees	4	2,336
 Total number of establishments without employees (2006)	 1,346	 267,161
Total number of establishments without employees (2009)	1,292	265,757
<i>Percent change in number of establishments without employees (2006-2009)</i>	<i>-4.0%</i>	<i>-0.5%</i>

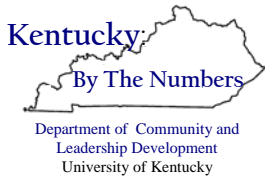
Bureau of Economic Analysis

Proprietors

Total employment (2009)	7,596	2,326,998
Proprietors (2009)	3,028	459,872
<i>Proprietors as a percent of total employment (2009)</i>	<i>39.9%</i>	<i>19.8%</i>

< Continued on back side >

< Continued from front side >



~ Entrepreneurship Update ~

Allen County

Julie N. Zimmerman
Department of Community and Leadership Development
April, 2012

COOPERATIVE
EXTENSION
SERVICE



UNIVERSITY OF KENTUCKY
College of Agriculture

	<u>County</u>	<u>State</u>
<u>Bureau of Economic Analysis</u> (continued)		
Total employment (1999)	8,472	2,271,250
Proprietors (1999)	2,818	394,649
<i>Proprietors as a percent of total employment (1999)</i>	<i>33.3%</i>	<i>17.4%</i>
<i>Percent change in total employment (1999-2009)</i>	<i>-10.3%</i>	<i>2.5%</i>
<i>Percent change in proprietors (1999-2009)</i>	<i>7.5%</i>	<i>16.5%</i>
<u>Statistics of U.S. Businesses</u>		
Initial Year Number of Establishments (2007-2008)	228	86,264
Net Change in Number of Establishments (2007-2008)	-7	-621
Number of Establishment Births (2007-2008)	19	7,789
Number of Establishment Deaths (2007-2008)	26	8,410
Number of Establishment Expansions (2007-2008)	65	23,248
Number of Establishment Contractions (2007-2008)	60	24,400

These data are from:


County Business Patterns: <http://www.census.gov/econ/cbp/index.html>

Bureau of Economic Analysis: <http://www.bea.gov/regional/index.htm>

Statistics of U.S. Businesses: <http://www.census.gov/csd/susb/susb.htm>

Kentucky: By The Numbers is a program in the Department of Community and Leadership Development and the Kentucky Cooperative Extension Service at the University of Kentucky. For more information contact your local Cooperative Extension office or Dr. Julie N. Zimmerman, Department of Community and Leadership Development, 500 Garrigus Building, University of Kentucky, Lexington, KY 40546-0215. email: jzimm@email.uky.edu.

Educational programs of the Kentucky Cooperative Extension Service serve all people regardless of race, color, age, sex, religion, disability, or national origin.
UNIVERSITY OF KENTUCKY, KENTUCKY STATE UNIVERSITY, U.S. DEPARTMENT OF AGRICULTURE, AND KENTUCKY COUNTIES, COOPERATING
An Equal Opportunity University



~ Entrepreneurship Update ~

Anderson County

Julie N. Zimmerman
Rural Sociology
Department of Community and Leadership Development
April, 2012



Rural entrepreneurship is sometimes called the ‘third leg’ of local economic development. While there is no single way to measure entrepreneurship, many rely on data for small firms to assess its breadth and depth. This issue of “Kentucky: By the Numbers” is based on a special series created for the **Kentucky Entrepreneurial Coaches Institute (KECI)**. To foster entrepreneurship, the KECI was formed to “encourage diversification of the economies in rural Kentucky.” More information is available at <http://www.uky.edu/Ag/CLD/KECI>.

The Kentucky: By the Numbers Data Series provides county profiles developed to support local decision making. The entire series is available at <http://www.ca.uky.edu/snarl>

	<u>County</u>	<u>State</u>
<u>County Business Patterns</u>		
Total number of establishments (with employees) (2009)	329	90,661
1 to 4 employees	195	45,385
5 to 9 employees	72	18,879
10 to 19 employees	32	12,751
20 to 49 employees	20	8,571
50 to 99 employees	5	2,739
100 or more employees	5	2,336
 Total number of establishments without employees (2006)	 1,463	 267,161
Total number of establishments without employees (2009)	1,522	265,757
<i>Percent change in number of establishments without employees (2006-2009)</i>	4.0%	-0.5%

Bureau of Economic Analysis

Proprietors

Total employment (2009)	7,756	2,326,998
Proprietors (2009)	2,843	459,872
<i>Proprietors as a percent of total employment (2009)</i>	36.7%	19.8%

< Continued on back side >

< Continued from front side >



~ Entrepreneurship Update ~

Anderson County

Julie N. Zimmerman
Department of Community and Leadership Development
April, 2012

COOPERATIVE
EXTENSION
SERVICE



UNIVERSITY OF KENTUCKY
College of Agriculture

County State

Bureau of Economic Analysis (continued)

Total employment (1999)	6,959	2,271,250
Proprietors (1999)	2,426	394,649
<i>Proprietors as a percent of total employment (1999)</i>	<i>34.9%</i>	<i>17.4%</i>
<i>Percent change in total employment (1999-2009)</i>	<i>11.5%</i>	<i>2.5%</i>
<i>Percent change in proprietors (1999-2009)</i>	<i>17.2%</i>	<i>16.5%</i>

Statistics of U.S. Businesses

Initial Year Number of Establishments (2007-2008)	296	86,264
Net Change in Number of Establishments (2007-2008)	1	-621
Number of Establishment Births (2007-2008)	40	7,789
Number of Establishment Deaths (2007-2008)	39	8,410
Number of Establishment Expansions (2007-2008)	74	23,248
Number of Establishment Contractions (2007-2008)	84	24,400

These data are from:


County Business Patterns: <http://www.census.gov/econ/cbp/index.html>

Bureau of Economic Analysis: <http://www.bea.gov/regional/index.htm>

Statistics of U.S. Businesses: <http://www.census.gov/csd/susb/susb.htm>

Kentucky: By The Numbers is a program in the Department of Community and Leadership Development and the Kentucky Cooperative Extension Service at the University of Kentucky. For more information contact your local Cooperative Extension office or Dr. Julie N. Zimmerman, Department of Community and Leadership Development, 500 Garrigus Building, University of Kentucky, Lexington, KY 40546-0215. email: jzimm@email.uky.edu.

Educational programs of the Kentucky Cooperative Extension Service serve all people regardless of race, color, age, sex, religion, disability, or national origin.
UNIVERSITY OF KENTUCKY, KENTUCKY STATE UNIVERSITY, U.S. DEPARTMENT OF AGRICULTURE, AND KENTUCKY COUNTIES, COOPERATING
An Equal Opportunity University



~ Entrepreneurship Update ~

Ballard County



Julie N. Zimmerman
Rural Sociology
Department of Community and Leadership Development
April, 2012

Rural entrepreneurship is sometimes called the ‘third leg’ of local economic development. While there is no single way to measure entrepreneurship, many rely on data for small firms to assess its breadth and depth. This issue of “Kentucky: By the Numbers” is based on a special series created for the **Kentucky Entrepreneurial Coaches Institute (KECI)**. To foster entrepreneurship, the KECI was formed to “encourage diversification of the economies in rural Kentucky.” More information is available at <http://www.uky.edu/Ag/CLD/KECI>.

The Kentucky: By the Numbers Data Series provides county profiles developed to support local decision making. The entire series is available at <http://www.ca.uky.edu/snarl>

	<u>County</u>	<u>State</u>
<u>County Business Patterns</u>		
Total number of establishments (with employees) (2009)	135	90,661
1 to 4 employees	77	45,385
5 to 9 employees	26	18,879
10 to 19 employees	15	12,751
20 to 49 employees	10	8,571
50 to 99 employees	4	2,739
100 or more employees	3	2,336
 Total number of establishments without employees (2006)	 523	 267,161
Total number of establishments without employees (2009)	502	265,757
<i>Percent change in number of establishments without employees (2006-2009)</i>	<i>-4.0%</i>	<i>-0.5%</i>

Bureau of Economic Analysis

Proprietors

Total employment (2009)	4,395	2,326,998
Proprietors (2009)	1,592	459,872
<i>Proprietors as a percent of total employment (2009)</i>	<i>36.2%</i>	<i>19.8%</i>

< Continued on back side >

< Continued from front side >



~ Entrepreneurship Update ~

Ballard County

Julie N. Zimmerman
Department of Community and Leadership Development
April, 2012



	<u>County</u>	<u>State</u>
<u>Bureau of Economic Analysis</u> (continued)		
Total employment (1999)	5,281	2,271,250
Proprietors (1999)	1,447	394,649
<i>Proprietors as a percent of total employment (1999)</i>	<i>27.4%</i>	<i>17.4%</i>
<i>Percent change in total employment (1999-2009)</i>	<i>-16.8%</i>	<i>2.5%</i>
<i>Percent change in proprietors (1999-2009)</i>	<i>10.0%</i>	<i>16.5%</i>
<u>Statistics of U.S. Businesses</u>		
Initial Year Number of Establishments (2007-2008)	133	86,264
Net Change in Number of Establishments (2007-2008)	-4	-621
Number of Establishment Births (2007-2008)	10	7,789
Number of Establishment Deaths (2007-2008)	14	8,410
Number of Establishment Expansions (2007-2008)	28	23,248
Number of Establishment Contractions (2007-2008)	41	24,400

These data are from:

County Business Patterns: <http://www.census.gov/econ/cbp/index.html>

Bureau of Economic Analysis: <http://www.bea.gov/regional/index.htm>

Statistics of U.S. Businesses: <http://www.census.gov/csd/susb/susb.htm>

Kentucky: By The Numbers is a program in the Department of Community and Leadership Development and the Kentucky Cooperative Extension Service at the University of Kentucky. For more information contact your local Cooperative Extension office or Dr. Julie N. Zimmerman, Department of Community and Leadership Development, 500 Garrigus Building, University of Kentucky, Lexington, KY 40546-0215. email: jzimm@email.uky.edu.

Educational programs of the Kentucky Cooperative Extension Service serve all people regardless of race, color, age, sex, religion, disability, or national origin.
UNIVERSITY OF KENTUCKY, KENTUCKY STATE UNIVERSITY, U.S. DEPARTMENT OF AGRICULTURE, AND KENTUCKY COUNTIES, COOPERATING
An Equal Opportunity University



~ Entrepreneurship Update ~

Barren County

Julie N. Zimmerman
Rural Sociology
Department of Community and Leadership Development
April, 2012



Rural entrepreneurship is sometimes called the ‘third leg’ of local economic development. While there is no single way to measure entrepreneurship, many rely on data for small firms to assess its breadth and depth. This issue of “Kentucky: By the Numbers” is based on a special series created for the **Kentucky Entrepreneurial Coaches Institute (KECI)**. To foster entrepreneurship, the KECI was formed to “encourage diversification of the economies in rural Kentucky.” More information is available at <http://www.uky.edu/Ag/CLD/KECI>.

The Kentucky: By the Numbers Data Series provides county profiles developed to support local decision making. The entire series is available at <http://www.ca.uky.edu/snarl>

	<u>County</u>	<u>State</u>
<u>County Business Patterns</u>		
Total number of establishments (with employees) (2009)	875	90,661
1 to 4 employees	445	45,385
5 to 9 employees	180	18,879
10 to 19 employees	132	12,751
20 to 49 employees	76	8,571
50 to 99 employees	26	2,739
100 or more employees	16	2,336
 Total number of establishments without employees (2006)	 3,365	 267,161
Total number of establishments without employees (2009)	3,255	265,757
<i>Percent change in number of establishments without employees (2006-2009)</i>	<i>-3.3%</i>	<i>-0.5%</i>

Bureau of Economic Analysis

Proprietors

Total employment (2009)	24,453	2,326,998
Proprietors (2009)	7,501	459,872
<i>Proprietors as a percent of total employment (2009)</i>	<i>30.7%</i>	<i>19.8%</i>

< Continued on back side >

< Continued from front side >



~ Entrepreneurship Update ~

Barren County

Julie N. Zimmerman
Department of Community and Leadership Development
April, 2012

COOPERATIVE
EXTENSION
SERVICE



UNIVERSITY OF KENTUCKY
College of Agriculture

	<u>County</u>	<u>State</u>
--	---------------	--------------

Bureau of Economic Analysis (continued)

Total employment (1999)	25,474	2,271,250
Proprietors (1999)	6,468	394,649
<i>Proprietors as a percent of total employment (1999)</i>	<i>25.4%</i>	<i>17.4%</i>
<i>Percent change in total employment (1999-2009)</i>	<i>-4.0%</i>	<i>2.5%</i>
<i>Percent change in proprietors (1999-2009)</i>	<i>16.0%</i>	<i>16.5%</i>

Statistics of U.S. Businesses

Initial Year Number of Establishments (2007-2008)	819	86,264
Net Change in Number of Establishments (2007-2008)	5	-621
Number of Establishment Births (2007-2008)	66	7,789
Number of Establishment Deaths (2007-2008)	61	8,410
Number of Establishment Expansions (2007-2008)	213	23,248
Number of Establishment Contractions (2007-2008)	248	24,400

These data are from:


County Business Patterns: <http://www.census.gov/econ/cbp/index.html>

Bureau of Economic Analysis: <http://www.bea.gov/regional/index.htm>

Statistics of U.S. Businesses: <http://www.census.gov/csd/susb/susb.htm>

Kentucky: By The Numbers is a program in the Department of Community and Leadership Development and the Kentucky Cooperative Extension Service at the University of Kentucky. For more information contact your local Cooperative Extension office or Dr. Julie N. Zimmerman, Department of Community and Leadership Development, 500 Garrigus Building, University of Kentucky, Lexington, KY 40546-0215. email: jzimm@email.uky.edu.

Educational programs of the Kentucky Cooperative Extension Service serve all people regardless of race, color, age, sex, religion, disability, or national origin.
UNIVERSITY OF KENTUCKY, KENTUCKY STATE UNIVERSITY, U.S. DEPARTMENT OF AGRICULTURE, AND KENTUCKY COUNTIES, COOPERATING
An Equal Opportunity University



~ Entrepreneurship Update ~

Bath County

Julie N. Zimmerman
Rural Sociology
Department of Community and Leadership Development
April, 2012



Rural entrepreneurship is sometimes called the ‘third leg’ of local economic development. While there is no single way to measure entrepreneurship, many rely on data for small firms to assess its breadth and depth. This issue of “Kentucky: By the Numbers” is based on a special series created for the **Kentucky Entrepreneurial Coaches Institute (KECI)**. To foster entrepreneurship, the KECI was formed to “encourage diversification of the economies in rural Kentucky.” More information is available at <http://www.uky.edu/Ag/CLD/KECI>.

The Kentucky: By the Numbers Data Series provides county profiles developed to support local decision making. The entire series is available at <http://www.ca.uky.edu/snarl>

	<u>County</u>	<u>State</u>
<u>County Business Patterns</u>		
Total number of establishments (with employees) (2009)	136	90,661
1 to 4 employees	82	45,385
5 to 9 employees	26	18,879
10 to 19 employees	15	12,751
20 to 49 employees	9	8,571
50 to 99 employees	2	2,739
100 or more employees	2	2,336
 Total number of establishments without employees (2006)	 732	 267,161
Total number of establishments without employees (2009)	809	265,757
<i>Percent change in number of establishments without employees (2006-2009)</i>	<i>10.5%</i>	<i>-0.5%</i>

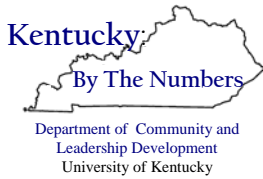
Bureau of Economic Analysis

Proprietors

Total employment (2009)	3,330	2,326,998
Proprietors (2009)	1,397	459,872
<i>Proprietors as a percent of total employment (2009)</i>	<i>42.0%</i>	<i>19.8%</i>

< Continued on back side >

< Continued from front side >



~ Entrepreneurship Update ~

Bath County

Julie N. Zimmerman
Department of Community and Leadership Development
April, 2012

COOPERATIVE
EXTENSION
SERVICE



UNIVERSITY OF KENTUCKY
College of Agriculture

	<u>County</u>	<u>State</u>
<u>Bureau of Economic Analysis</u> (continued)		
Total employment (1999)	3,971	2,271,250
Proprietors (1999)	1,655	394,649
<i>Proprietors as a percent of total employment (1999)</i>	<i>41.7%</i>	<i>17.4%</i>
<i>Percent change in total employment (1999-2009)</i>	<i>-16.1%</i>	<i>2.5%</i>
<i>Percent change in proprietors (1999-2009)</i>	<i>-15.6%</i>	<i>16.5%</i>
<u>Statistics of U.S. Businesses</u>		
Initial Year Number of Establishments (2007-2008)	129	86,264
Net Change in Number of Establishments (2007-2008)	1	-621
Number of Establishment Births (2007-2008)	13	7,789
Number of Establishment Deaths (2007-2008)	12	8,410
Number of Establishment Expansions (2007-2008)	22	23,248
Number of Establishment Contractions (2007-2008)	37	24,400

These data are from:


County Business Patterns: <http://www.census.gov/econ/cbp/index.html>

Bureau of Economic Analysis: <http://www.bea.gov/regional/index.htm>

Statistics of U.S. Businesses: <http://www.census.gov/csd/susb/susb.htm>

Kentucky: By The Numbers is a program in the Department of Community and Leadership Development and the Kentucky Cooperative Extension Service at the University of Kentucky. For more information contact your local Cooperative Extension office or Dr. Julie N. Zimmerman, Department of Community and Leadership Development, 500 Garrigus Building, University of Kentucky, Lexington, KY 40546-0215. email: jzimm@email.uky.edu.

Educational programs of the Kentucky Cooperative Extension Service serve all people regardless of race, color, age, sex, religion, disability, or national origin.
UNIVERSITY OF KENTUCKY, KENTUCKY STATE UNIVERSITY, U.S. DEPARTMENT OF AGRICULTURE, AND KENTUCKY COUNTIES, COOPERATING
An Equal Opportunity University



~ Entrepreneurship Update ~

Bell County

Julie N. Zimmerman
Rural Sociology
Department of Community and Leadership Development
April, 2012



Rural entrepreneurship is sometimes called the ‘third leg’ of local economic development. While there is no single way to measure entrepreneurship, many rely on data for small firms to assess its breadth and depth. This issue of “Kentucky: By the Numbers” is based on a special series created for the **Kentucky Entrepreneurial Coaches Institute (KECI)**. To foster entrepreneurship, the KECI was formed to “encourage diversification of the economies in rural Kentucky.” More information is available at <http://www.uky.edu/Ag/CLD/KECI>.

The Kentucky: By the Numbers Data Series provides county profiles developed to support local decision making. The entire series is available at <http://www.ca.uky.edu/snarl>

	<u>County</u>	<u>State</u>
<u>County Business Patterns</u>		
Total number of establishments (with employees) (2009)	547	90,661
1 to 4 employees	272	45,385
5 to 9 employees	126	18,879
10 to 19 employees	72	12,751
20 to 49 employees	50	8,571
50 to 99 employees	15	2,739
100 or more employees	12	2,336
 Total number of establishments without employees (2006)	 1,286	 267,161
Total number of establishments without employees (2009)	1,381	265,757
<i>Percent change in number of establishments without employees (2006-2009)</i>	<i>7.4%</i>	<i>-0.5%</i>

Bureau of Economic Analysis

Proprietors

Total employment (2009)	11,768	2,326,998
Proprietors (2009)	1,719	459,872
<i>Proprietors as a percent of total employment (2009)</i>	<i>14.6%</i>	<i>19.8%</i>

< Continued on back side >

< Continued from front side >



~ Entrepreneurship Update ~

Bell County

Julie N. Zimmerman
Department of Community and Leadership Development
April, 2012

COOPERATIVE
EXTENSION
SERVICE



UNIVERSITY OF KENTUCKY
College of Agriculture

	<u>County</u>	<u>State</u>
--	---------------	--------------

Bureau of Economic Analysis (continued)

Total employment (1999)	12,377	2,271,250
Proprietors (1999)	1,612	394,649
<i>Proprietors as a percent of total employment (1999)</i>	<i>13.0%</i>	<i>17.4%</i>
<i>Percent change in total employment (1999-2009)</i>	<i>-4.9%</i>	<i>2.5%</i>
<i>Percent change in proprietors (1999-2009)</i>	<i>6.6%</i>	<i>16.5%</i>

Statistics of U.S. Businesses

Initial Year Number of Establishments (2007-2008)	551	86,264
Net Change in Number of Establishments (2007-2008)	-16	-621
Number of Establishment Births (2007-2008)	31	7,789
Number of Establishment Deaths (2007-2008)	47	8,410
Number of Establishment Expansions (2007-2008)	149	23,248
Number of Establishment Contractions (2007-2008)	145	24,400

These data are from:

County Business Patterns: <http://www.census.gov/econ/cbp/index.html>

Bureau of Economic Analysis: <http://www.bea.gov/regional/index.htm>

Statistics of U.S. Businesses: <http://www.census.gov/csd/susb/susb.htm>

Kentucky: By The Numbers is a program in the Department of Community and Leadership Development and the Kentucky Cooperative Extension Service at the University of Kentucky. For more information contact your local Cooperative Extension office or Dr. Julie N. Zimmerman, Department of Community and Leadership Development, 500 Garrigus Building, University of Kentucky, Lexington, KY 40546-0215. email: jzimm@email.uky.edu.

Educational programs of the Kentucky Cooperative Extension Service serve all people regardless of race, color, age, sex, religion, disability, or national origin.
UNIVERSITY OF KENTUCKY, KENTUCKY STATE UNIVERSITY, U.S. DEPARTMENT OF AGRICULTURE, AND KENTUCKY COUNTIES, COOPERATING
An Equal Opportunity University

Rural entrepreneurship is sometimes called the ‘third leg’ of local economic development. While there is no single way to measure entrepreneurship, many rely on data for small firms to assess its breadth and depth. This issue of “Kentucky: By the Numbers” is based on a special series created for the **Kentucky Entrepreneurial Coaches Institute (KECI)**. To foster entrepreneurship, the KECI was formed to “encourage diversification of the economies in rural Kentucky.” More information is available at <http://www.uky.edu/Ag/CLD/KECI>.

The Kentucky: By the Numbers Data Series provides county profiles developed to support local decision making. The entire series is available at <http://www.ca.uky.edu/snarl>

	<u>County</u>	<u>State</u>
<u>County Business Patterns</u>		
Total number of establishments (with employees) (2009)	2,874	90,661
1 to 4 employees	1,309	45,385
5 to 9 employees	593	18,879
10 to 19 employees	396	12,751
20 to 49 employees	333	8,571
50 to 99 employees	119	2,739
100 or more employees	124	2,336
 Total number of establishments without employees (2006)	 6,625	 267,161
Total number of establishments without employees (2009)	6,469	265,757
<i>Percent change in number of establishments without employees (2006-2009)</i>	<i>-2.4%</i>	<i>-0.5%</i>

Bureau of Economic Analysis

Proprietors

Total employment (2009)	87,781	2,326,998
Proprietors (2009)	13,600	459,872
<i>Proprietors as a percent of total employment (2009)</i>	<i>15.5%</i>	<i>19.8%</i>

< Continued on back side >

< Continued from front side >



~ Entrepreneurship Update ~

Boone County

Julie N. Zimmerman
Department of Community and Leadership Development
April, 2012



County State

Bureau of Economic Analysis (continued)

Total employment (1999)	78,567	2,271,250
Proprietors (1999)	8,892	394,649
<i>Proprietors as a percent of total employment (1999)</i>	<i>11.3%</i>	<i>17.4%</i>
<i>Percent change in total employment (1999-2009)</i>	<i>11.7%</i>	<i>2.5%</i>
<i>Percent change in proprietors (1999-2009)</i>	<i>52.9%</i>	<i>16.5%</i>

Statistics of U.S. Businesses

Initial Year Number of Establishments (2007-2008)	2,709	86,264
Net Change in Number of Establishments (2007-2008)	14	-621
Number of Establishment Births (2007-2008)	302	7,789
Number of Establishment Deaths (2007-2008)	288	8,410
Number of Establishment Expansions (2007-2008)	740	23,248
Number of Establishment Contractions (2007-2008)	825	24,400

These data are from:

County Business Patterns: <http://www.census.gov/econ/cbp/index.html>

Bureau of Economic Analysis: <http://www.bea.gov/regional/index.htm>

Statistics of U.S. Businesses: <http://www.census.gov/csd/susb/susb.htm>

Kentucky: By The Numbers is a program in the Department of Community and Leadership Development and the Kentucky Cooperative Extension Service at the University of Kentucky. For more information contact your local Cooperative Extension office or Dr. Julie N. Zimmerman, Department of Community and Leadership Development, 500 Garrigus Building, University of Kentucky, Lexington, KY 40546-0215. email: jzimm@email.uky.edu.

Educational programs of the Kentucky Cooperative Extension Service serve all people regardless of race, color, age, sex, religion, disability, or national origin.
UNIVERSITY OF KENTUCKY, KENTUCKY STATE UNIVERSITY, U.S. DEPARTMENT OF AGRICULTURE, AND KENTUCKY COUNTIES, COOPERATING
An Equal Opportunity University

Bourbon County

Julie N. Zimmerman
Rural Sociology
Department of Community and Leadership Development
April, 2012

Rural entrepreneurship is sometimes called the ‘third leg’ of local economic development. While there is no single way to measure entrepreneurship, many rely on data for small firms to assess its breadth and depth. This issue of “Kentucky: By the Numbers” is based on a special series created for the **Kentucky Entrepreneurial Coaches Institute (KECI)**. To foster entrepreneurship, the KECI was formed to “encourage diversification of the economies in rural Kentucky.” More information is available at <http://www.uky.edu/Ag/CLD/KECI>.

The Kentucky: By the Numbers Data Series provides county profiles developed to support local decision making. The entire series is available at <http://www.ca.uky.edu/snarl>

	<u>County</u>	<u>State</u>
<u>County Business Patterns</u>		
Total number of establishments (with employees) (2009)	387	90,661
1 to 4 employees	220	45,385
5 to 9 employees	71	18,879
10 to 19 employees	48	12,751
20 to 49 employees	30	8,571
50 to 99 employees	8	2,739
100 or more employees	10	2,336
Total number of establishments without employees (2006)	1,265	267,161
Total number of establishments without employees (2009)	1,211	265,757
<i>Percent change in number of establishments without employees (2006-2009)</i>	-4.3%	-0.5%

Bureau of Economic Analysis

Proprietors

Total employment (2009)	10,270	2,326,998
Proprietors (2009)	2,439	459,872
<i>Proprietors as a percent of total employment (2009)</i>	23.7%	19.8%

< Continued on back side >

< Continued from front side >



~ Entrepreneurship Update ~

Bourbon County

Julie N. Zimmerman
Department of Community and Leadership Development
April, 2012

COOPERATIVE
EXTENSION
SERVICE



UNIVERSITY OF KENTUCKY
College of Agriculture

	<u>County</u>	<u>State</u>
<u>Bureau of Economic Analysis</u> (continued)		
Total employment (1999)	9,846	2,271,250
Proprietors (1999)	2,509	394,649
<i>Proprietors as a percent of total employment (1999)</i>	<i>25.5%</i>	<i>17.4%</i>
<i>Percent change in total employment (1999-2009)</i>	<i>4.3%</i>	<i>2.5%</i>
<i>Percent change in proprietors (1999-2009)</i>	<i>-2.8%</i>	<i>16.5%</i>
<u>Statistics of U.S. Businesses</u>		
Initial Year Number of Establishments (2007-2008)	378	86,264
Net Change in Number of Establishments (2007-2008)	-5	-621
Number of Establishment Births (2007-2008)	36	7,789
Number of Establishment Deaths (2007-2008)	41	8,410
Number of Establishment Expansions (2007-2008)	115	23,248
Number of Establishment Contractions (2007-2008)	97	24,400

These data are from:


County Business Patterns: <http://www.census.gov/econ/cbp/index.html>

Bureau of Economic Analysis: <http://www.bea.gov/regional/index.htm>

Statistics of U.S. Businesses: <http://www.census.gov/csd/susb/susb.htm>

Kentucky: By The Numbers is a program in the Department of Community and Leadership Development and the Kentucky Cooperative Extension Service at the University of Kentucky. For more information contact your local Cooperative Extension office or Dr. Julie N. Zimmerman, Department of Community and Leadership Development, 500 Garrigus Building, University of Kentucky, Lexington, KY 40546-0215. email: jzimm@email.uky.edu.

Educational programs of the Kentucky Cooperative Extension Service serve all people regardless of race, color, age, sex, religion, disability, or national origin.
UNIVERSITY OF KENTUCKY, KENTUCKY STATE UNIVERSITY, U.S. DEPARTMENT OF AGRICULTURE, AND KENTUCKY COUNTIES, COOPERATING
An Equal Opportunity University



~ Entrepreneurship Update ~

Boyd County

Julie N. Zimmerman
Rural Sociology
Department of Community and Leadership Development
April, 2012



Rural entrepreneurship is sometimes called the ‘third leg’ of local economic development. While there is no single way to measure entrepreneurship, many rely on data for small firms to assess its breadth and depth. This issue of “Kentucky: By the Numbers” is based on a special series created for the **Kentucky Entrepreneurial Coaches Institute (KECI)**. To foster entrepreneurship, the KECI was formed to “encourage diversification of the economies in rural Kentucky.” More information is available at <http://www.uky.edu/Ag/CLD/KECI>.

The Kentucky: By the Numbers Data Series provides county profiles developed to support local decision making. The entire series is available at <http://www.ca.uky.edu/snarl>

	<u>County</u>	<u>State</u>
<u>County Business Patterns</u>		
Total number of establishments (with employees) (2009)	1,441	90,661
1 to 4 employees	633	45,385
5 to 9 employees	362	18,879
10 to 19 employees	244	12,751
20 to 49 employees	123	8,571
50 to 99 employees	47	2,739
100 or more employees	32	2,336
 Total number of establishments without employees (2006)	 2,695	 267,161
Total number of establishments without employees (2009)	2,563	265,757
<i>Percent change in number of establishments without employees (2006-2009)</i>	<i>-4.9%</i>	<i>-0.5%</i>

Bureau of Economic Analysis

Proprietors

Total employment (2009)	33,026	2,326,998
Proprietors (2009)	4,377	459,872
<i>Proprietors as a percent of total employment (2009)</i>	<i>13.3%</i>	<i>19.8%</i>

< Continued on back side >

< Continued from front side >



~ Entrepreneurship Update ~

Boyd County

Julie N. Zimmerman
Department of Community and Leadership Development
April, 2012

COOPERATIVE
EXTENSION
SERVICE



UNIVERSITY OF KENTUCKY
College of Agriculture

County State

Bureau of Economic Analysis (continued)

Total employment (1999)	32,932	2,271,250
Proprietors (1999)	3,612	394,649
<i>Proprietors as a percent of total employment (1999)</i>	<i>11.0%</i>	<i>17.4%</i>
<i>Percent change in total employment (1999-2009)</i>	<i>0.3%</i>	<i>2.5%</i>
<i>Percent change in proprietors (1999-2009)</i>	<i>21.2%</i>	<i>16.5%</i>

Statistics of U.S. Businesses

Initial Year Number of Establishments (2007-2008)	1,402	86,264
Net Change in Number of Establishments (2007-2008)	-8	-621
Number of Establishment Births (2007-2008)	123	7,789
Number of Establishment Deaths (2007-2008)	131	8,410
Number of Establishment Expansions (2007-2008)	385	23,248
Number of Establishment Contractions (2007-2008)	415	24,400

These data are from:

County Business Patterns: <http://www.census.gov/econ/cbp/index.html>

Bureau of Economic Analysis: <http://www.bea.gov/regional/index.htm>

Statistics of U.S. Businesses: <http://www.census.gov/csd/susb/susb.htm>

Kentucky: By The Numbers is a program in the Department of Community and Leadership Development and the Kentucky Cooperative Extension Service at the University of Kentucky. For more information contact your local Cooperative Extension office or Dr. Julie N. Zimmerman, Department of Community and Leadership Development, 500 Garrigus Building, University of Kentucky, Lexington, KY 40546-0215. email: jzimm@email.uky.edu.

Educational programs of the Kentucky Cooperative Extension Service serve all people regardless of race, color, age, sex, religion, disability, or national origin.
UNIVERSITY OF KENTUCKY, KENTUCKY STATE UNIVERSITY, U.S. DEPARTMENT OF AGRICULTURE, AND KENTUCKY COUNTIES, COOPERATING
An Equal Opportunity University