



Department of Community and
Leadership Development
University of Kentucky

~ Entrepreneurship ~

Logan County

Julie N. Zimmerman
Department of Community and Leadership Development
May, 2008

COOPERATIVE
EXTENSION
SERVICE



UNIVERSITY OF KENTUCKY
College of Agriculture

Rural entrepreneurship is sometimes called the ‘third leg’ of local economic development. While there is no single way to measure entrepreneurship, many rely on data for small firms to assess its breadth and depth. This issue of “Kentucky: By the Numbers” is based on a special series created for the Kentucky Entrepreneurial Coaches Institute (KECI). To foster entrepreneurship, the KECI was formed to “encourage diversification of the economies in rural Kentucky.” More information is available at <http://www.uky.edu/Ag/CLD/KECI>.

“Kentucky: By the Numbers” is a series of county profiles produced on an occasional basis which are developed to support local decision making. The entire series is available online at <http://www.ca.uky.edu/snarl>.

	<u>County</u>	<u>State</u>
<u>County Business Patterns</u>		
Total number of establishments (with employees) (2005)	504	92,176
1 to 4 employees	259	46,172
5 to 9 employees	122	19,353
10 to 19 employees	66	12,834
20 to 49 employees	37	8,550
50 to 99 employees	10	2,861
100 or more employees	10	2,476
Total number of establishments without employees (2005)	1,769	263,673
<u>Bureau of Economic Analysis, REIS</u>		
Proprietors		
Total employment (2006)	13,681	2,432,901
Proprietors (2006)	4,451	483,644
<i>Proprietors as a percent of total employment (2006)</i>	32.5%	19.9%
Total employment (2001)	13,885	2,305,386
Proprietors (2001)	3,956	402,642
<i>Proprietors as a percent of total employment (2001)</i>	28.5%	17.5%

< Continued on back side >

< Continued from front side >



Department of Community and
Leadership Development
University of Kentucky

~ Entrepreneurship ~

Logan County

Julie N. Zimmerman
Department of Community and Leadership Development
May, 2008

COOPERATIVE
EXTENSION
SERVICE



UNIVERSITY OF KENTUCKY
College of Agriculture

	<u>County</u>	<u>State</u>
<u>Bureau of Economic Analysis, REIS</u>		
Proprietors (continued)		
<i>Percent change in total employment (2001-2006)</i>	-1.5%	5.5%
<i>Percent change in proprietors (2001-2006)</i>	12.5%	20.1%
<u>Statistics of U.S. Businesses</u>		
All Establishment Births (2002-2003)	43	8,036
All Establishment Deaths (2002-2003)	34	7,730
All Establishment Expansions (2002-2003)	136	23,981
All Establishment Contractions (2002-2003)	125	22,297
All Establishment Constants (2002-2003)	173	28,491
<u>Survey of Business Owners**</u>		
All firms (2002)	2,064	300,685
Number of women-owned firms (2002)	413	77,159
<i>Women-owned firms as a percent of all firms (2002)</i>	20.0%	25.7%
Number of women-owned firms with employees (2002)	43	10,314
Number of women-owned firms with no employees (2002)	370	66,844

** The Survey of Business Owners only reports data for counties with 100 or more women-owned firms. "n/a" = data available but not disclosed.

These data are from:

County Business Patterns: <http://www.census.gov/epcd/cbp/view/cbpview.html>

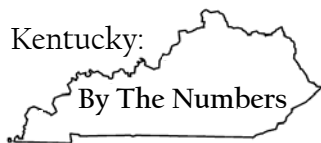
Bureau of Economic Analysis, REIS: <http://www.bea.gov/bea/regional/reis>

Statistics of U.S. Businesses: <http://www.census.gov/csd/susb/susb.htm>

Survey of Business Owners: <http://www.census.gov/csd/sbo/>

Kentucky: By the Numbers is a program of the Department of Community and Leadership Development and the Kentucky Cooperative Extension Service, Community and Economic Development Programs at the University of Kentucky. For more information contact your local Cooperative Extension office or Dr. Julie N. Zimmerman, Department of Community and Leadership Development, 500 Garrigus Building, University of Kentucky, Lexington, KY 40546-0215, (859) 257-7583, email: jzimm@email.uky.edu.

Educational programs of the Kentucky Cooperative Extension Service serve all people regardless of race, color, age, sex, religion, disability, or national origin.
UNIVERSITY OF KENTUCKY, KENTUCKY STATE UNIVERSITY, U.S. DEPARTMENT OF AGRICULTURE, AND KENTUCKY COUNTIES, COOPERATING
An Equal Opportunity University



Department of Community and
Leadership Development
University of Kentucky

~ Entrepreneurship ~

Lyon County

Julie N. Zimmerman
Department of Community and Leadership Development
May, 2008

COOPERATIVE
EXTENSION
SERVICE



UNIVERSITY OF KENTUCKY
College of Agriculture

Rural entrepreneurship is sometimes called the ‘third leg’ of local economic development. While there is no single way to measure entrepreneurship, many rely on data for small firms to assess its breadth and depth. This issue of “Kentucky: By the Numbers” is based on a special series created for the Kentucky Entrepreneurial Coaches Institute (KECI). To foster entrepreneurship, the KECI was formed to “encourage diversification of the economies in rural Kentucky.” More information is available at <http://www.uky.edu/Ag/CLD/KECI>.

“Kentucky: By the Numbers” is a series of county profiles produced on an occasional basis which are developed to support local decision making. The entire series is available online at <http://www.ca.uky.edu/snarl>.

	<u>County</u>	<u>State</u>
<u>County Business Patterns</u>		
Total number of establishments (with employees) (2005)	172	92,176
1 to 4 employees	106	46,172
5 to 9 employees	37	19,353
10 to 19 employees	20	12,834
20 to 49 employees	5	8,550
50 to 99 employees	3	2,861
100 or more employees	1	2,476
Total number of establishments without employees (2005)	447	263,673
<u>Bureau of Economic Analysis, REIS</u>		
Proprietors		
Total employment (2006)	3,291	2,432,901
Proprietors (2006)	949	483,644
<i>Proprietors as a percent of total employment (2006)</i>	28.8%	19.9%
Total employment (2001)	3,292	2,305,386
Proprietors (2001)	879	402,642
<i>Proprietors as a percent of total employment (2001)</i>	26.7%	17.5%

< Continued on back side >

< Continued from front side >



Department of Community and
Leadership Development
University of Kentucky

~ Entrepreneurship ~

Lyon County

Julie N. Zimmerman
Department of Community and Leadership Development
May, 2008

COOPERATIVE
EXTENSION
SERVICE



UNIVERSITY OF KENTUCKY
College of Agriculture

	<u>County</u>	<u>State</u>
<u>Bureau of Economic Analysis, REIS</u>		
Proprietors (continued)		
<i>Percent change in total employment (2001-2006)</i>	0.0%	5.5%
<i>Percent change in proprietors (2001-2006)</i>	8.0%	20.1%
<u>Statistics of U.S. Businesses</u>		
All Establishment Births (2002-2003)	19	8,036
All Establishment Deaths (2002-2003)	21	7,730
All Establishment Expansions (2002-2003)	39	23,981
All Establishment Contractions (2002-2003)	33	22,297
All Establishment Constants (2002-2003)	56	28,491
<u>Survey of Business Owners**</u>		
All firms (2002)	550	300,685
Number of women-owned firms (2002)	112	77,159
<i>Women-owned firms as a percent of all firms (2002)</i>	20.4%	25.7%
Number of women-owned firms with employees (2002)	n/a	10,314
Number of women-owned firms with no employees (2002)	n/a	66,844

** The Survey of Business Owners only reports data for counties with 100 or more women-owned firms. "n/a" = data available but not disclosed.

These data are from:

County Business Patterns: <http://www.census.gov/epcd/cbp/view/cbpview.html>

Bureau of Economic Analysis, REIS: <http://www.bea.gov/bea/regional/reis>

Statistics of U.S. Businesses: <http://www.census.gov/csd/susb/susb.htm>

Survey of Business Owners: <http://www.census.gov/csd/sbo/>

Kentucky: By the Numbers is a program of the Department of Community and Leadership Development and the Kentucky Cooperative Extension Service, Community and Economic Development Programs at the University of Kentucky. For more information contact your local Cooperative Extension office or Dr. Julie N. Zimmerman, Department of Community and Leadership Development, 500 Garrigus Building, University of Kentucky, Lexington, KY 40546-0215, (859) 257-7583, email: jzimm@email.uky.edu.

Educational programs of the Kentucky Cooperative Extension Service serve all people regardless of race, color, age, sex, religion, disability, or national origin.
UNIVERSITY OF KENTUCKY, KENTUCKY STATE UNIVERSITY, U.S. DEPARTMENT OF AGRICULTURE, AND KENTUCKY COUNTIES, COOPERATING
An Equal Opportunity University



Department of Community and
Leadership Development
University of Kentucky

~ Entrepreneurship ~

McCracken County

Julie N. Zimmerman
Department of Community and Leadership Development
May, 2008

COOPERATIVE
EXTENSION
SERVICE



UNIVERSITY OF KENTUCKY
College of Agriculture

Rural entrepreneurship is sometimes called the ‘third leg’ of local economic development. While there is no single way to measure entrepreneurship, many rely on data for small firms to assess its breadth and depth. This issue of “Kentucky: By the Numbers” is based on a special series created for the Kentucky Entrepreneurial Coaches Institute (KECI). To foster entrepreneurship, the KECI was formed to “encourage diversification of the economies in rural Kentucky.” More information is available at <http://www.uky.edu/Ag/CLD/KECI>.

“Kentucky: By the Numbers” is a series of county profiles produced on an occasional basis which are developed to support local decision making. The entire series is available online at <http://www.ca.uky.edu/snarl>.

	<u>County</u>	<u>State</u>
<u>County Business Patterns</u>		
Total number of establishments (with employees) (2005)	2,151	92,176
1 to 4 employees	942	46,172
5 to 9 employees	470	19,353
10 to 19 employees	378	12,834
20 to 49 employees	237	8,550
50 to 99 employees	78	2,861
100 or more employees	46	2,476
Total number of establishments without employees (2005)	4,030	263,673
<u>Bureau of Economic Analysis, REIS</u>		
Proprietors		
Total employment (2006)	48,540	2,432,901
Proprietors (2006)	6,967	483,644
<i>Proprietors as a percent of total employment (2006)</i>	14.4%	19.9%
Total employment (2001)	46,365	2,305,386
Proprietors (2001)	5,663	402,642
<i>Proprietors as a percent of total employment (2001)</i>	12.2%	17.5%

< Continued on back side >

< Continued from front side >



Department of Community and
Leadership Development
University of Kentucky

~ Entrepreneurship ~

McCracken County

Julie N. Zimmerman
Department of Community and Leadership Development
May, 2008

COOPERATIVE
EXTENSION
SERVICE



UNIVERSITY OF KENTUCKY
College of Agriculture

	<u>County</u>	<u>State</u>
<u>Bureau of Economic Analysis, REIS</u>		
Proprietors (continued)		
<i>Percent change in total employment (2001-2006)</i>	4.7%	5.5%
<i>Percent change in proprietors (2001-2006)</i>	23.0%	20.1%
<u>Statistics of U.S. Businesses</u>		
All Establishment Births (2002-2003)	181	8,036
All Establishment Deaths (2002-2003)	148	7,730
All Establishment Expansions (2002-2003)	609	23,981
All Establishment Contractions (2002-2003)	513	22,297
All Establishment Constants (2002-2003)	651	28,491
<u>Survey of Business Owners**</u>		
All firms (2002)	5,558	300,685
Number of women-owned firms (2002)	1,275	77,159
<i>Women-owned firms as a percent of all firms (2002)</i>	22.9%	25.7%
Number of women-owned firms with employees (2002)	223	10,314
Number of women-owned firms with no employees (2002)	1,052	66,844

** The Survey of Business Owners only reports data for counties with 100 or more women-owned firms. "n/a" = data available but not disclosed.

These data are from:

County Business Patterns: <http://www.census.gov/epcd/cbp/view/cbpview.html>

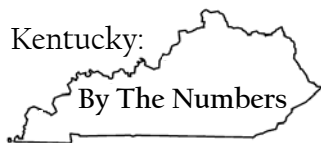
Bureau of Economic Analysis, REIS: <http://www.bea.gov/bea/regional/reis>

Statistics of U.S. Businesses: <http://www.census.gov/csd/susb/susb.htm>

Survey of Business Owners: <http://www.census.gov/csd/sbo/>

Kentucky: By the Numbers is a program of the Department of Community and Leadership Development and the Kentucky Cooperative Extension Service, Community and Economic Development Programs at the University of Kentucky. For more information contact your local Cooperative Extension office or Dr. Julie N. Zimmerman, Department of Community and Leadership Development, 500 Garrigus Building, University of Kentucky, Lexington, KY 40546-0215, (859) 257-7583, email: jzimm@email.uky.edu.

Educational programs of the Kentucky Cooperative Extension Service serve all people regardless of race, color, age, sex, religion, disability, or national origin.
UNIVERSITY OF KENTUCKY, KENTUCKY STATE UNIVERSITY, U.S. DEPARTMENT OF AGRICULTURE, AND KENTUCKY COUNTIES, COOPERATING
An Equal Opportunity University



Department of Community and
Leadership Development
University of Kentucky

~ Entrepreneurship ~

McCreary County

Julie N. Zimmerman
Department of Community and Leadership Development
May, 2008

COOPERATIVE
EXTENSION
SERVICE



UNIVERSITY OF KENTUCKY
College of Agriculture

Rural entrepreneurship is sometimes called the ‘third leg’ of local economic development. While there is no single way to measure entrepreneurship, many rely on data for small firms to assess its breadth and depth. This issue of “Kentucky: By the Numbers” is based on a special series created for the Kentucky Entrepreneurial Coaches Institute (KECI). To foster entrepreneurship, the KECI was formed to “encourage diversification of the economies in rural Kentucky.” More information is available at <http://www.uky.edu/Ag/CLD/KECI>.

“Kentucky: By the Numbers” is a series of county profiles produced on an occasional basis which are developed to support local decision making. The entire series is available online at <http://www.ca.uky.edu/snarl>.

	<u>County</u>	<u>State</u>
<u>County Business Patterns</u>		
Total number of establishments (with employees) (2005)	167	92,176
1 to 4 employees	85	46,172
5 to 9 employees	33	19,353
10 to 19 employees	30	12,834
20 to 49 employees	15	8,550
50 to 99 employees	2	2,861
100 or more employees	2	2,476
Total number of establishments without employees (2005)	1,024	263,673
<u>Bureau of Economic Analysis, REIS</u>		
Proprietors		
Total employment (2006)	4,706	2,432,901
Proprietors (2006)	1,415	483,644
<i>Proprietors as a percent of total employment (2006)</i>	30.1%	19.9%
Total employment (2001)	4,893	2,305,386
Proprietors (2001)	1,231	402,642
<i>Proprietors as a percent of total employment (2001)</i>	25.2%	17.5%

< Continued on back side >

< Continued from front side >



Department of Community and
Leadership Development
University of Kentucky

~ Entrepreneurship ~

McCreary County

Julie N. Zimmerman
Department of Community and Leadership Development
May, 2008

COOPERATIVE
EXTENSION
SERVICE



UNIVERSITY OF KENTUCKY
College of Agriculture

	<u>County</u>	<u>State</u>
<u>Bureau of Economic Analysis, REIS</u>		
Proprietors (continued)		
<i>Percent change in total employment (2001-2006)</i>	-3.8%	5.5%
<i>Percent change in proprietors (2001-2006)</i>	14.9%	20.1%
<u>Statistics of U.S. Businesses</u>		
All Establishment Births (2002-2003)	22	8,036
All Establishment Deaths (2002-2003)	18	7,730
All Establishment Expansions (2002-2003)	47	23,981
All Establishment Contractions (2002-2003)	43	22,297
All Establishment Constants (2002-2003)	51	28,491
<u>Survey of Business Owners**</u>		
All firms (2002)	1,143	300,685
Number of women-owned firms (2002)	104	77,159
<i>Women-owned firms as a percent of all firms (2002)</i>	9.1%	25.7%
Number of women-owned firms with employees (2002)	n/a	10,314
Number of women-owned firms with no employees (2002)	n/a	66,844

** The Survey of Business Owners only reports data for counties with 100 or more women-owned firms. "n/a" = data available but not disclosed.

These data are from:

County Business Patterns: <http://www.census.gov/epcd/cbp/view/cbpview.html>

Bureau of Economic Analysis, REIS: <http://www.bea.gov/bea/regional/reis>

Statistics of U.S. Businesses: <http://www.census.gov/csd/susb/susb.htm>

Survey of Business Owners: <http://www.census.gov/csd/sbo/>

Kentucky: By the Numbers is a program of the Department of Community and Leadership Development and the Kentucky Cooperative Extension Service, Community and Economic Development Programs at the University of Kentucky. For more information contact your local Cooperative Extension office or Dr. Julie N. Zimmerman, Department of Community and Leadership Development, 500 Garrigus Building, University of Kentucky, Lexington, KY 40546-0215, (859) 257-7583, email: jzimm@email.uky.edu.

Educational programs of the Kentucky Cooperative Extension Service serve all people regardless of race, color, age, sex, religion, disability, or national origin.
UNIVERSITY OF KENTUCKY, KENTUCKY STATE UNIVERSITY, U.S. DEPARTMENT OF AGRICULTURE, AND KENTUCKY COUNTIES, COOPERATING
An Equal Opportunity University



Department of Community and
Leadership Development
University of Kentucky

~ Entrepreneurship ~

McLean County

Julie N. Zimmerman
Department of Community and Leadership Development
May, 2008

COOPERATIVE
EXTENSION
SERVICE



UNIVERSITY OF KENTUCKY
College of Agriculture

Rural entrepreneurship is sometimes called the ‘third leg’ of local economic development. While there is no single way to measure entrepreneurship, many rely on data for small firms to assess its breadth and depth. This issue of “Kentucky: By the Numbers” is based on a special series created for the Kentucky Entrepreneurial Coaches Institute (KECI). To foster entrepreneurship, the KECI was formed to “encourage diversification of the economies in rural Kentucky.” More information is available at <http://www.uky.edu/Ag/CLD/KECI>.

“Kentucky: By the Numbers” is a series of county profiles produced on an occasional basis which are developed to support local decision making. The entire series is available online at <http://www.ca.uky.edu/snarl>.

	<u>County</u>	<u>State</u>
<u>County Business Patterns</u>		
Total number of establishments (with employees) (2005)	177	92,176
1 to 4 employees	105	46,172
5 to 9 employees	35	19,353
10 to 19 employees	23	12,834
20 to 49 employees	11	8,550
50 to 99 employees	3	2,861
100 or more employees	0	2,476
Total number of establishments without employees (2005)	583	263,673
<u>Bureau of Economic Analysis, REIS</u>		
Proprietors		
Total employment (2006)	3,239	2,432,901
Proprietors (2006)	1,397	483,644
<i>Proprietors as a percent of total employment (2006)</i>	43.1%	19.9%
Total employment (2001)	3,215	2,305,386
Proprietors (2001)	1,274	402,642
<i>Proprietors as a percent of total employment (2001)</i>	39.6%	17.5%

< Continued on back side >

< Continued from front side >



Department of Community and
Leadership Development
University of Kentucky

~ Entrepreneurship ~

McLean County

Julie N. Zimmerman
Department of Community and Leadership Development
May, 2008

COOPERATIVE
EXTENSION
SERVICE



UNIVERSITY OF KENTUCKY
College of Agriculture

	<u>County</u>	<u>State</u>
<u>Bureau of Economic Analysis, REIS</u>		
Proprietors (continued)		
<i>Percent change in total employment (2001-2006)</i>	0.7%	5.5%
<i>Percent change in proprietors (2001-2006)</i>	9.7%	20.1%
<u>Statistics of U.S. Businesses</u>		
All Establishment Births (2002-2003)	19	8,036
All Establishment Deaths (2002-2003)	5	7,730
All Establishment Expansions (2002-2003)	39	23,981
All Establishment Contractions (2002-2003)	46	22,297
All Establishment Constants (2002-2003)	64	28,491
<u>Survey of Business Owners**</u>		
All firms (2002)	685	300,685
Number of women-owned firms (2002)	n/a	77,159
<i>Women-owned firms as a percent of all firms (2002)</i>	n/a	25.7%
Number of women-owned firms with employees (2002)	n/a	10,314
Number of women-owned firms with no employees (2002)	n/a	66,844

** The Survey of Business Owners only reports data for counties with 100 or more women-owned firms. "n/a" = data available but not disclosed.

These data are from:

County Business Patterns: <http://www.census.gov/epcd/cbp/view/cbpview.html>

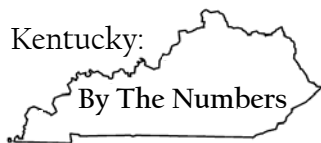
Bureau of Economic Analysis, REIS: <http://www.bea.gov/bea/regional/reis>

Statistics of U.S. Businesses: <http://www.census.gov/csd/susb/susb.htm>

Survey of Business Owners: <http://www.census.gov/csd/sbo/>

Kentucky: By the Numbers is a program of the Department of Community and Leadership Development and the Kentucky Cooperative Extension Service, Community and Economic Development Programs at the University of Kentucky. For more information contact your local Cooperative Extension office or Dr. Julie N. Zimmerman, Department of Community and Leadership Development, 500 Garrigus Building, University of Kentucky, Lexington, KY 40546-0215, (859) 257-7583, email: jzimm@email.uky.edu.

Educational programs of the Kentucky Cooperative Extension Service serve all people regardless of race, color, age, sex, religion, disability, or national origin.
UNIVERSITY OF KENTUCKY, KENTUCKY STATE UNIVERSITY, U.S. DEPARTMENT OF AGRICULTURE, AND KENTUCKY COUNTIES, COOPERATING
An Equal Opportunity University



Department of Community and
Leadership Development
University of Kentucky

~ Entrepreneurship ~

Madison County

Julie N. Zimmerman
Department of Community and Leadership Development
May, 2008

COOPERATIVE
EXTENSION
SERVICE



UNIVERSITY OF KENTUCKY
College of Agriculture

Rural entrepreneurship is sometimes called the ‘third leg’ of local economic development. While there is no single way to measure entrepreneurship, many rely on data for small firms to assess its breadth and depth. This issue of “Kentucky: By the Numbers” is based on a special series created for the Kentucky Entrepreneurial Coaches Institute (KECI). To foster entrepreneurship, the KECI was formed to “encourage diversification of the economies in rural Kentucky.” More information is available at <http://www.uky.edu/Ag/CLD/KECI>.

“Kentucky: By the Numbers” is a series of county profiles produced on an occasional basis which are developed to support local decision making. The entire series is available online at <http://www.ca.uky.edu/snarl>.

	<u>County</u>	<u>State</u>
<u>County Business Patterns</u>		
Total number of establishments (with employees) (2005)	1,538	92,176
1 to 4 employees	790	46,172
5 to 9 employees	329	19,353
10 to 19 employees	206	12,834
20 to 49 employees	135	8,550
50 to 99 employees	42	2,861
100 or more employees	36	2,476
Total number of establishments without employees (2005)	5,285	263,673
<u>Bureau of Economic Analysis, REIS</u>		
Proprietors		
Total employment (2006)	42,578	2,432,901
Proprietors (2006)	8,650	483,644
<i>Proprietors as a percent of total employment (2006)</i>	20.3%	19.9%
Total employment (2001)	37,565	2,305,386
Proprietors (2001)	7,188	402,642
<i>Proprietors as a percent of total employment (2001)</i>	19.1%	17.5%

< Continued on back side >

< Continued from front side >



Department of Community and
Leadership Development
University of Kentucky

~ Entrepreneurship ~

Madison County

Julie N. Zimmerman
Department of Community and Leadership Development
May, 2008

COOPERATIVE
EXTENSION
SERVICE



UNIVERSITY OF KENTUCKY
College of Agriculture

	<u>County</u>	<u>State</u>
<u>Bureau of Economic Analysis, REIS</u>		
Proprietors (continued)		
<i>Percent change in total employment (2001-2006)</i>	13.3%	5.5%
<i>Percent change in proprietors (2001-2006)</i>	20.3%	20.1%
<u>Statistics of U.S. Businesses</u>		
All Establishment Births (2002-2003)	160	8,036
All Establishment Deaths (2002-2003)	128	7,730
All Establishment Expansions (2002-2003)	428	23,981
All Establishment Contractions (2002-2003)	323	22,297
All Establishment Constants (2002-2003)	436	28,491
<u>Survey of Business Owners**</u>		
All firms (2002)	5,876	300,685
Number of women-owned firms (2002)	1,340	77,159
<i>Women-owned firms as a percent of all firms (2002)</i>	22.8%	25.7%
Number of women-owned firms with employees (2002)	135	10,314
Number of women-owned firms with no employees (2002)	1,205	66,844

** The Survey of Business Owners only reports data for counties with 100 or more women-owned firms. "n/a" = data available but not disclosed.

These data are from:

County Business Patterns: <http://www.census.gov/epcd/cbp/view/cbpview.html>

Bureau of Economic Analysis, REIS: <http://www.bea.gov/bea/regional/reis>

Statistics of U.S. Businesses: <http://www.census.gov/csd/susb/susb.htm>

Survey of Business Owners: <http://www.census.gov/csd/sbo/>

Kentucky: By the Numbers is a program of the Department of Community and Leadership Development and the Kentucky Cooperative Extension Service, Community and Economic Development Programs at the University of Kentucky. For more information contact your local Cooperative Extension office or Dr. Julie N. Zimmerman, Department of Community and Leadership Development, 500 Garrigus Building, University of Kentucky, Lexington, KY 40546-0215, (859) 257-7583, email: jzimm@email.uky.edu.

Educational programs of the Kentucky Cooperative Extension Service serve all people regardless of race, color, age, sex, religion, disability, or national origin.
UNIVERSITY OF KENTUCKY, KENTUCKY STATE UNIVERSITY, U.S. DEPARTMENT OF AGRICULTURE, AND KENTUCKY COUNTIES, COOPERATING
An Equal Opportunity University



Department of Community and
Leadership Development
University of Kentucky

~ Entrepreneurship ~

Magoffin County

Julie N. Zimmerman
Department of Community and Leadership Development
May, 2008

COOPERATIVE
EXTENSION
SERVICE



UNIVERSITY OF KENTUCKY
College of Agriculture

Rural entrepreneurship is sometimes called the ‘third leg’ of local economic development. While there is no single way to measure entrepreneurship, many rely on data for small firms to assess its breadth and depth. This issue of “Kentucky: By the Numbers” is based on a special series created for the Kentucky Entrepreneurial Coaches Institute (KECI). To foster entrepreneurship, the KECI was formed to “encourage diversification of the economies in rural Kentucky.” More information is available at <http://www.uky.edu/Ag/CLD/KECI>.

“Kentucky: By the Numbers” is a series of county profiles produced on an occasional basis which are developed to support local decision making. The entire series is available online at <http://www.ca.uky.edu/snarl>.

	<u>County</u>	<u>State</u>
<u>County Business Patterns</u>		
Total number of establishments (with employees) (2005)	187	92,176
1 to 4 employees	110	46,172
5 to 9 employees	39	19,353
10 to 19 employees	22	12,834
20 to 49 employees	9	8,550
50 to 99 employees	4	2,861
100 or more employees	3	2,476
Total number of establishments without employees (2005)	651	263,673
<u>Bureau of Economic Analysis, REIS</u>		
Proprietors		
Total employment (2006)	3,774	2,432,901
Proprietors (2006)	1,249	483,644
<i>Proprietors as a percent of total employment (2006)</i>	33.1%	19.9%
Total employment (2001)	3,910	2,305,386
Proprietors (2001)	1,187	402,642
<i>Proprietors as a percent of total employment (2001)</i>	30.4%	17.5%

< Continued on back side >

< Continued from front side >



Department of Community and
Leadership Development
University of Kentucky

~ Entrepreneurship ~

Magoffin County

Julie N. Zimmerman
Department of Community and Leadership Development
May, 2008

COOPERATIVE
EXTENSION
SERVICE



UNIVERSITY OF KENTUCKY
College of Agriculture

	<u>County</u>	<u>State</u>
<u>Bureau of Economic Analysis, REIS</u>		
Proprietors (continued)		
<i>Percent change in total employment (2001-2006)</i>	-3.5%	5.5%
<i>Percent change in proprietors (2001-2006)</i>	5.2%	20.1%
<u>Statistics of U.S. Businesses</u>		
All Establishment Births (2002-2003)	18	8,036
All Establishment Deaths (2002-2003)	17	7,730
All Establishment Expansions (2002-2003)	36	23,981
All Establishment Contractions (2002-2003)	54	22,297
All Establishment Constants (2002-2003)	67	28,491
<u>Survey of Business Owners**</u>		
All firms (2002)	741	300,685
Number of women-owned firms (2002)	n/a	77,159
<i>Women-owned firms as a percent of all firms (2002)</i>	n/a	25.7%
Number of women-owned firms with employees (2002)	n/a	10,314
Number of women-owned firms with no employees (2002)	n/a	66,844

** The Survey of Business Owners only reports data for counties with 100 or more women-owned firms. "n/a" = data available but not disclosed.

These data are from:

County Business Patterns: <http://www.census.gov/epcd/cbp/view/cbpview.html>

Bureau of Economic Analysis, REIS: <http://www.bea.gov/bea/regional/reis>

Statistics of U.S. Businesses: <http://www.census.gov/csd/susb/susb.htm>

Survey of Business Owners: <http://www.census.gov/csd/sbo/>

Kentucky: By the Numbers is a program of the Department of Community and Leadership Development and the Kentucky Cooperative Extension Service, Community and Economic Development Programs at the University of Kentucky. For more information contact your local Cooperative Extension office or Dr. Julie N. Zimmerman, Department of Community and Leadership Development, 500 Garrigus Building, University of Kentucky, Lexington, KY 40546-0215, (859) 257-7583, email: jzimm@email.uky.edu.

Educational programs of the Kentucky Cooperative Extension Service serve all people regardless of race, color, age, sex, religion, disability, or national origin.
UNIVERSITY OF KENTUCKY, KENTUCKY STATE UNIVERSITY, U.S. DEPARTMENT OF AGRICULTURE, AND KENTUCKY COUNTIES, COOPERATING
An Equal Opportunity University



Department of Community and
Leadership Development
University of Kentucky

~ Entrepreneurship ~

Marion County

Julie N. Zimmerman
Department of Community and Leadership Development
May, 2008

COOPERATIVE
EXTENSION
SERVICE



UNIVERSITY OF KENTUCKY
College of Agriculture

Rural entrepreneurship is sometimes called the ‘third leg’ of local economic development. While there is no single way to measure entrepreneurship, many rely on data for small firms to assess its breadth and depth. This issue of “Kentucky: By the Numbers” is based on a special series created for the Kentucky Entrepreneurial Coaches Institute (KECI). To foster entrepreneurship, the KECI was formed to “encourage diversification of the economies in rural Kentucky.” More information is available at <http://www.uky.edu/Ag/CLD/KECI>.

“Kentucky: By the Numbers” is a series of county profiles produced on an occasional basis which are developed to support local decision making. The entire series is available online at <http://www.ca.uky.edu/snarl>.

	<u>County</u>	<u>State</u>
<u>County Business Patterns</u>		
Total number of establishments (with employees) (2005)	369	92,176
1 to 4 employees	191	46,172
5 to 9 employees	85	19,353
10 to 19 employees	45	12,834
20 to 49 employees	20	8,550
50 to 99 employees	10	2,861
100 or more employees	18	2,476
Total number of establishments without employees (2005)	1,141	263,673
<u>Bureau of Economic Analysis, REIS</u>		
Proprietors		
Total employment (2006)	10,925	2,432,901
Proprietors (2006)	2,710	483,644
<i>Proprietors as a percent of total employment (2006)</i>	24.8%	19.9%
Total employment (2001)	8,985	2,305,386
Proprietors (2001)	2,396	402,642
<i>Proprietors as a percent of total employment (2001)</i>	26.7%	17.5%

< Continued on back side >

< Continued from front side >



Department of Community and
Leadership Development
University of Kentucky

~ Entrepreneurship ~

Marion County

Julie N. Zimmerman
Department of Community and Leadership Development
May, 2008

COOPERATIVE
EXTENSION
SERVICE



UNIVERSITY OF KENTUCKY
College of Agriculture

	<u>County</u>	<u>State</u>
<u>Bureau of Economic Analysis, REIS</u>		
Proprietors (continued)		
<i>Percent change in total employment (2001-2006)</i>	21.6%	5.5%
<i>Percent change in proprietors (2001-2006)</i>	13.1%	20.1%
<u>Statistics of U.S. Businesses</u>		
All Establishment Births (2002-2003)	38	8,036
All Establishment Deaths (2002-2003)	22	7,730
All Establishment Expansions (2002-2003)	106	23,981
All Establishment Contractions (2002-2003)	72	22,297
All Establishment Constants (2002-2003)	114	28,491
<u>Survey of Business Owners**</u>		
All firms (2002)	1,372	300,685
Number of women-owned firms (2002)	271	77,159
<i>Women-owned firms as a percent of all firms (2002)</i>	19.8%	25.7%
Number of women-owned firms with employees (2002)	27	10,314
Number of women-owned firms with no employees (2002)	244	66,844

** The Survey of Business Owners only reports data for counties with 100 or more women-owned firms. "n/a" = data available but not disclosed.

These data are from:

County Business Patterns: <http://www.census.gov/epcd/cbp/view/cbpview.html>

Bureau of Economic Analysis, REIS: <http://www.bea.gov/bea/regional/reis>

Statistics of U.S. Businesses: <http://www.census.gov/csd/susb/susb.htm>

Survey of Business Owners: <http://www.census.gov/csd/sbo/>

Kentucky: By the Numbers is a program of the Department of Community and Leadership Development and the Kentucky Cooperative Extension Service, Community and Economic Development Programs at the University of Kentucky. For more information contact your local Cooperative Extension office or Dr. Julie N. Zimmerman, Department of Community and Leadership Development, 500 Garrigus Building, University of Kentucky, Lexington, KY 40546-0215, (859) 257-7583, email: jzimm@email.uky.edu.

Educational programs of the Kentucky Cooperative Extension Service serve all people regardless of race, color, age, sex, religion, disability, or national origin.
UNIVERSITY OF KENTUCKY, KENTUCKY STATE UNIVERSITY, U.S. DEPARTMENT OF AGRICULTURE, AND KENTUCKY COUNTIES, COOPERATING
An Equal Opportunity University



Department of Community and
Leadership Development
University of Kentucky

~ Entrepreneurship ~

Marshall County

Julie N. Zimmerman
Department of Community and Leadership Development
May, 2008

COOPERATIVE
EXTENSION
SERVICE



UNIVERSITY OF KENTUCKY
College of Agriculture

Rural entrepreneurship is sometimes called the ‘third leg’ of local economic development. While there is no single way to measure entrepreneurship, many rely on data for small firms to assess its breadth and depth. This issue of “Kentucky: By the Numbers” is based on a special series created for the Kentucky Entrepreneurial Coaches Institute (KECI). To foster entrepreneurship, the KECI was formed to “encourage diversification of the economies in rural Kentucky.” More information is available at <http://www.uky.edu/Ag/CLD/KECI>.

“Kentucky: By the Numbers” is a series of county profiles produced on an occasional basis which are developed to support local decision making. The entire series is available online at <http://www.ca.uky.edu/snarl>.

	<u>County</u>	<u>State</u>
<u>County Business Patterns</u>		
Total number of establishments (with employees) (2005)	642	92,176
1 to 4 employees	315	46,172
5 to 9 employees	148	19,353
10 to 19 employees	92	12,834
20 to 49 employees	57	8,550
50 to 99 employees	13	2,861
100 or more employees	17	2,476
Total number of establishments without employees (2005)	2,308	263,673
<u>Bureau of Economic Analysis, REIS</u>		
Proprietors		
Total employment (2006)	16,092	2,432,901
Proprietors (2006)	4,402	483,644
<i>Proprietors as a percent of total employment (2006)</i>	27.4%	19.9%
Total employment (2001)	15,501	2,305,386
Proprietors (2001)	3,684	402,642
<i>Proprietors as a percent of total employment (2001)</i>	23.8%	17.5%

< Continued on back side >

< Continued from front side >



Department of Community and
Leadership Development
University of Kentucky

~ Entrepreneurship ~

Marshall County

Julie N. Zimmerman
Department of Community and Leadership Development
May, 2008

COOPERATIVE
EXTENSION
SERVICE



UNIVERSITY OF KENTUCKY
College of Agriculture

	<u>County</u>	<u>State</u>
<u>Bureau of Economic Analysis, REIS</u>		
Proprietors (continued)		
<i>Percent change in total employment (2001-2006)</i>	3.8%	5.5%
<i>Percent change in proprietors (2001-2006)</i>	19.5%	20.1%
<u>Statistics of U.S. Businesses</u>		
All Establishment Births (2002-2003)	56	8,036
All Establishment Deaths (2002-2003)	67	7,730
All Establishment Expansions (2002-2003)	146	23,981
All Establishment Contractions (2002-2003)	154	22,297
All Establishment Constants (2002-2003)	224	28,491
<u>Survey of Business Owners**</u>		
All firms (2002)	2,709	300,685
Number of women-owned firms (2002)	n/a	77,159
<i>Women-owned firms as a percent of all firms (2002)</i>	n/a	25.7%
Number of women-owned firms with employees (2002)	n/a	10,314
Number of women-owned firms with no employees (2002)	n/a	66,844

** The Survey of Business Owners only reports data for counties with 100 or more women-owned firms. "n/a" = data available but not disclosed.

These data are from:

County Business Patterns: <http://www.census.gov/epcd/cbp/view/cbpview.html>

Bureau of Economic Analysis, REIS: <http://www.bea.gov/bea/regional/reis>

Statistics of U.S. Businesses: <http://www.census.gov/csd/susb/susb.htm>

Survey of Business Owners: <http://www.census.gov/csd/sbo/>

Kentucky: By the Numbers is a program of the Department of Community and Leadership Development and the Kentucky Cooperative Extension Service, Community and Economic Development Programs at the University of Kentucky. For more information contact your local Cooperative Extension office or Dr. Julie N. Zimmerman, Department of Community and Leadership Development, 500 Garrigus Building, University of Kentucky, Lexington, KY 40546-0215, (859) 257-7583, email: jzimm@email.uky.edu.

Educational programs of the Kentucky Cooperative Extension Service serve all people regardless of race, color, age, sex, religion, disability, or national origin.
UNIVERSITY OF KENTUCKY, KENTUCKY STATE UNIVERSITY, U.S. DEPARTMENT OF AGRICULTURE, AND KENTUCKY COUNTIES, COOPERATING
An Equal Opportunity University



Department of Community and
Leadership Development
University of Kentucky

~ Entrepreneurship ~

Martin County

Julie N. Zimmerman
Department of Community and Leadership Development
May, 2008

COOPERATIVE
EXTENSION
SERVICE



UNIVERSITY OF KENTUCKY
College of Agriculture

Rural entrepreneurship is sometimes called the ‘third leg’ of local economic development. While there is no single way to measure entrepreneurship, many rely on data for small firms to assess its breadth and depth. This issue of “Kentucky: By the Numbers” is based on a special series created for the Kentucky Entrepreneurial Coaches Institute (KECI). To foster entrepreneurship, the KECI was formed to “encourage diversification of the economies in rural Kentucky.” More information is available at <http://www.uky.edu/Ag/CLD/KECI>.

“Kentucky: By the Numbers” is a series of county profiles produced on an occasional basis which are developed to support local decision making. The entire series is available online at <http://www.ca.uky.edu/snarl>.

	<u>County</u>	<u>State</u>
<u>County Business Patterns</u>		
Total number of establishments (with employees) (2005)	166	92,176
1 to 4 employees	87	46,172
5 to 9 employees	29	19,353
10 to 19 employees	19	12,834
20 to 49 employees	19	8,550
50 to 99 employees	9	2,861
100 or more employees	3	2,476
Total number of establishments without employees (2005)	408	263,673
<u>Bureau of Economic Analysis, REIS</u>		
Proprietors		
Total employment (2006)	3,882	2,432,901
Proprietors (2006)	628	483,644
<i>Proprietors as a percent of total employment (2006)</i>	16.2%	19.9%
Total employment (2001)	4,129	2,305,386
Proprietors (2001)	558	402,642
<i>Proprietors as a percent of total employment (2001)</i>	13.5%	17.5%

< Continued on back side >

< Continued from front side >



Department of Community and
Leadership Development
University of Kentucky

~ Entrepreneurship ~

Martin County

Julie N. Zimmerman
Department of Community and Leadership Development
May, 2008

COOPERATIVE
EXTENSION
SERVICE



UNIVERSITY OF KENTUCKY
College of Agriculture

	<u>County</u>	<u>State</u>
<u>Bureau of Economic Analysis, REIS</u>		
Proprietors (continued)		
<i>Percent change in total employment (2001-2006)</i>	-6.0%	5.5%
<i>Percent change in proprietors (2001-2006)</i>	12.5%	20.1%
<u>Statistics of U.S. Businesses</u>		
All Establishment Births (2002-2003)	16	8,036
All Establishment Deaths (2002-2003)	11	7,730
All Establishment Expansions (2002-2003)	44	23,981
All Establishment Contractions (2002-2003)	51	22,297
All Establishment Constants (2002-2003)	55	28,491
<u>Survey of Business Owners**</u>		
All firms (2002)	563	300,685
Number of women-owned firms (2002)	no data	77,159
<i>Women-owned firms as a percent of all firms (2002)</i>	no data	25.7%
Number of women-owned firms with employees (2002)	no data	10,314
Number of women-owned firms with no employees (2002)	no data	66,844

** The Survey of Business Owners only reports data for counties with 100 or more women-owned firms. "n/a" = data available but not disclosed.

These data are from:

County Business Patterns: <http://www.census.gov/epcd/cbp/view/cbpview.html>

Bureau of Economic Analysis, REIS: <http://www.bea.gov/bea/regional/reis>

Statistics of U.S. Businesses: <http://www.census.gov/csd/susb/susb.htm>

Survey of Business Owners: <http://www.census.gov/csd/sbo/>

Kentucky: By the Numbers is a program of the Department of Community and Leadership Development and the Kentucky Cooperative Extension Service, Community and Economic Development Programs at the University of Kentucky. For more information contact your local Cooperative Extension office or Dr. Julie N. Zimmerman, Department of Community and Leadership Development, 500 Garrigus Building, University of Kentucky, Lexington, KY 40546-0215, (859) 257-7583, email: jzimm@email.uky.edu.

Educational programs of the Kentucky Cooperative Extension Service serve all people regardless of race, color, age, sex, religion, disability, or national origin.
UNIVERSITY OF KENTUCKY, KENTUCKY STATE UNIVERSITY, U.S. DEPARTMENT OF AGRICULTURE, AND KENTUCKY COUNTIES, COOPERATING
An Equal Opportunity University