



Department of Community and
Leadership Development
University of Kentucky

~ Entrepreneurship ~

Henderson County

Julie N. Zimmerman
Department of Community and Leadership Development
May, 2008

COOPERATIVE
EXTENSION
SERVICE



UNIVERSITY OF KENTUCKY
College of Agriculture

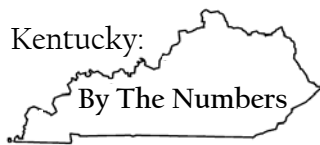
Rural entrepreneurship is sometimes called the ‘third leg’ of local economic development. While there is no single way to measure entrepreneurship, many rely on data for small firms to assess its breadth and depth. This issue of “Kentucky: By the Numbers” is based on a special series created for the Kentucky Entrepreneurial Coaches Institute (KECI). To foster entrepreneurship, the KECI was formed to “encourage diversification of the economies in rural Kentucky.” More information is available at <http://www.uky.edu/Ag/CLD/KECI>.

“Kentucky: By the Numbers” is a series of county profiles produced on an occasional basis which are developed to support local decision making. The entire series is available online at <http://www.ca.uky.edu/snarl>.

	<u>County</u>	<u>State</u>
<u>County Business Patterns</u>		
Total number of establishments (with employees) (2005)	1,085	92,176
1 to 4 employees	521	46,172
5 to 9 employees	257	19,353
10 to 19 employees	149	12,834
20 to 49 employees	90	8,550
50 to 99 employees	40	2,861
100 or more employees	28	2,476
Total number of establishments without employees (2005)	2,489	263,673
<u>Bureau of Economic Analysis, REIS</u>		
Proprietors		
Total employment (2006)	23,769	2,432,901
Proprietors (2006)	2,103	483,644
<i>Proprietors as a percent of total employment (2006)</i>	<i>8.8%</i>	<i>19.9%</i>
Total employment (2001)	24,732	2,305,386
Proprietors (2001)	1,938	402,642
<i>Proprietors as a percent of total employment (2001)</i>	<i>7.8%</i>	<i>17.5%</i>

< Continued on back side >

< Continued from front side >



Department of Community and
Leadership Development
University of Kentucky

~ Entrepreneurship ~

Henderson County

Julie N. Zimmerman
Department of Community and Leadership Development
May, 2008

COOPERATIVE
EXTENSION
SERVICE



UNIVERSITY OF KENTUCKY
College of Agriculture

	<u>County</u>	<u>State</u>
<u>Bureau of Economic Analysis, REIS</u>		
Proprietors (continued)		
<i>Percent change in total employment (2001-2006)</i>	-3.9%	5.5%
<i>Percent change in proprietors (2001-2006)</i>	8.5%	20.1%
<u>Statistics of U.S. Businesses</u>		
All Establishment Births (2002-2003)	70	8,036
All Establishment Deaths (2002-2003)	80	7,730
All Establishment Expansions (2002-2003)	299	23,981
All Establishment Contractions (2002-2003)	291	22,297
All Establishment Constants (2002-2003)	336	28,491
<u>Survey of Business Owners**</u>		
All firms (2002)	3,283	300,685
Number of women-owned firms (2002)	957	77,159
<i>Women-owned firms as a percent of all firms (2002)</i>	29.2%	25.7%
Number of women-owned firms with employees (2002)	n/a	10,314
Number of women-owned firms with no employees (2002)	n/a	66,844

** The Survey of Business Owners only reports data for counties with 100 or more women-owned firms. "n/a" = data available but not disclosed.

These data are from:

County Business Patterns: <http://www.census.gov/epcd/cbp/view/cbpview.html>

Bureau of Economic Analysis, REIS: <http://www.bea.gov/bea/regional/reis>

Statistics of U.S. Businesses: <http://www.census.gov/csd/susb/susb.htm>

Survey of Business Owners: <http://www.census.gov/csd/sbo/>

Kentucky: By the Numbers is a program of the Department of Community and Leadership Development and the Kentucky Cooperative Extension Service, Community and Economic Development Programs at the University of Kentucky. For more information contact your local Cooperative Extension office or Dr. Julie N. Zimmerman, Department of Community and Leadership Development, 500 Garrigus Building, University of Kentucky, Lexington, KY 40546-0215, (859) 257-7583, email: jzimm@email.uky.edu.

Educational programs of the Kentucky Cooperative Extension Service serve all people regardless of race, color, age, sex, religion, disability, or national origin.
UNIVERSITY OF KENTUCKY, KENTUCKY STATE UNIVERSITY, U.S. DEPARTMENT OF AGRICULTURE, AND KENTUCKY COUNTIES, COOPERATING
An Equal Opportunity University



Department of Community and
Leadership Development
University of Kentucky

~ Entrepreneurship ~

Henry County

Julie N. Zimmerman
Department of Community and Leadership Development
May, 2008

COOPERATIVE
EXTENSION
SERVICE



UNIVERSITY OF KENTUCKY
College of Agriculture

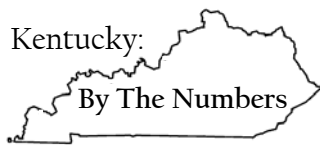
Rural entrepreneurship is sometimes called the ‘third leg’ of local economic development. While there is no single way to measure entrepreneurship, many rely on data for small firms to assess its breadth and depth. This issue of “Kentucky: By the Numbers” is based on a special series created for the Kentucky Entrepreneurial Coaches Institute (KECI). To foster entrepreneurship, the KECI was formed to “encourage diversification of the economies in rural Kentucky.” More information is available at <http://www.uky.edu/Ag/CLD/KECI>.

“Kentucky: By the Numbers” is a series of county profiles produced on an occasional basis which are developed to support local decision making. The entire series is available online at <http://www.ca.uky.edu/snarl>.

	<u>County</u>	<u>State</u>
<u>County Business Patterns</u>		
Total number of establishments (with employees) (2005)	209	92,176
1 to 4 employees	122	46,172
5 to 9 employees	50	19,353
10 to 19 employees	21	12,834
20 to 49 employees	10	8,550
50 to 99 employees	1	2,861
100 or more employees	5	2,476
Total number of establishments without employees (2005)	1,045	263,673
<u>Bureau of Economic Analysis, REIS</u>		
Proprietors		
Total employment (2006)	7,048	2,432,901
Proprietors (2006)	3,018	483,644
<i>Proprietors as a percent of total employment (2006)</i>	42.8%	19.9%
Total employment (2001)	6,430	2,305,386
Proprietors (2001)	2,627	402,642
<i>Proprietors as a percent of total employment (2001)</i>	40.9%	17.5%

< Continued on back side >

< Continued from front side >



Department of Community and
Leadership Development
University of Kentucky

~ Entrepreneurship ~

Henry County

Julie N. Zimmerman
Department of Community and Leadership Development
May, 2008

COOPERATIVE
EXTENSION
SERVICE



UNIVERSITY OF KENTUCKY
College of Agriculture

	<u>County</u>	<u>State</u>
<u>Bureau of Economic Analysis, REIS</u>		
Proprietors (continued)		
<i>Percent change in total employment (2001-2006)</i>	9.6%	5.5%
<i>Percent change in proprietors (2001-2006)</i>	14.9%	20.1%
<u>Statistics of U.S. Businesses</u>		
All Establishment Births (2002-2003)	19	8,036
All Establishment Deaths (2002-2003)	22	7,730
All Establishment Expansions (2002-2003)	49	23,981
All Establishment Contractions (2002-2003)	49	22,297
All Establishment Constants (2002-2003)	72	28,491
<u>Survey of Business Owners**</u>		
All firms (2002)	1,119	300,685
Number of women-owned firms (2002)	315	77,159
<i>Women-owned firms as a percent of all firms (2002)</i>	28.2%	25.7%
Number of women-owned firms with employees (2002)	n/a	10,314
Number of women-owned firms with no employees (2002)	n/a	66,844

** The Survey of Business Owners only reports data for counties with 100 or more women-owned firms. "n/a" = data available but not disclosed.

These data are from:

County Business Patterns: <http://www.census.gov/epcd/cbp/view/cbpview.html>

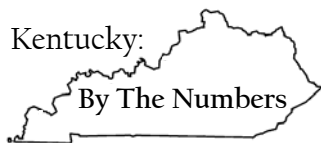
Bureau of Economic Analysis, REIS: <http://www.bea.gov/bea/regional/reis>

Statistics of U.S. Businesses: <http://www.census.gov/csd/susb/susb.htm>

Survey of Business Owners: <http://www.census.gov/csd/sbo/>

Kentucky: By the Numbers is a program of the Department of Community and Leadership Development and the Kentucky Cooperative Extension Service, Community and Economic Development Programs at the University of Kentucky. For more information contact your local Cooperative Extension office or Dr. Julie N. Zimmerman, Department of Community and Leadership Development, 500 Garrigus Building, University of Kentucky, Lexington, KY 40546-0215, (859) 257-7583, email: jzimm@email.uky.edu.

Educational programs of the Kentucky Cooperative Extension Service serve all people regardless of race, color, age, sex, religion, disability, or national origin.
UNIVERSITY OF KENTUCKY, KENTUCKY STATE UNIVERSITY, U.S. DEPARTMENT OF AGRICULTURE, AND KENTUCKY COUNTIES, COOPERATING
An Equal Opportunity University



Department of Community and
Leadership Development
University of Kentucky

~ Entrepreneurship ~

Hickman County

Julie N. Zimmerman
Department of Community and Leadership Development
May, 2008

COOPERATIVE
EXTENSION
SERVICE



UNIVERSITY OF KENTUCKY
College of Agriculture

Rural entrepreneurship is sometimes called the ‘third leg’ of local economic development. While there is no single way to measure entrepreneurship, many rely on data for small firms to assess its breadth and depth. This issue of “Kentucky: By the Numbers” is based on a special series created for the Kentucky Entrepreneurial Coaches Institute (KECI). To foster entrepreneurship, the KECI was formed to “encourage diversification of the economies in rural Kentucky.” More information is available at <http://www.uky.edu/Ag/CLD/KECI>.

“Kentucky: By the Numbers” is a series of county profiles produced on an occasional basis which are developed to support local decision making. The entire series is available online at <http://www.ca.uky.edu/snarl>.

	<u>County</u>	<u>State</u>
<u>County Business Patterns</u>		
Total number of establishments (with employees) (2005)	77	92,176
1 to 4 employees	35	46,172
5 to 9 employees	24	19,353
10 to 19 employees	10	12,834
20 to 49 employees	5	8,550
50 to 99 employees	2	2,861
100 or more employees	1	2,476
Total number of establishments without employees (2005)	274	263,673
<u>Bureau of Economic Analysis, REIS</u>		
Proprietors		
Total employment (2006)	1,856	2,432,901
Proprietors (2006)	684	483,644
<i>Proprietors as a percent of total employment (2006)</i>	36.9%	19.9%
Total employment (2001)	2,071	2,305,386
Proprietors (2001)	638	402,642
<i>Proprietors as a percent of total employment (2001)</i>	30.8%	17.5%

< Continued on back side >

< Continued from front side >



Department of Community and
Leadership Development
University of Kentucky

~ Entrepreneurship ~

Hickman County

Julie N. Zimmerman
Department of Community and Leadership Development
May, 2008

COOPERATIVE
EXTENSION
SERVICE



UNIVERSITY OF KENTUCKY
College of Agriculture

	<u>County</u>	<u>State</u>
<u>Bureau of Economic Analysis, REIS</u>		
Proprietors (continued)		
<i>Percent change in total employment (2001-2006)</i>	-10.4%	5.5%
<i>Percent change in proprietors (2001-2006)</i>	7.2%	20.1%
<u>Statistics of U.S. Businesses</u>		
All Establishment Births (2002-2003)	11	8,036
All Establishment Deaths (2002-2003)	6	7,730
All Establishment Expansions (2002-2003)	22	23,981
All Establishment Contractions (2002-2003)	22	22,297
All Establishment Constants (2002-2003)	30	28,491
<u>Survey of Business Owners**</u>		
All firms (2002)	337	300,685
Number of women-owned firms (2002)	no data	77,159
<i>Women-owned firms as a percent of all firms (2002)</i>	no data	25.7%
Number of women-owned firms with employees (2002)	no data	10,314
Number of women-owned firms with no employees (2002)	no data	66,844

** The Survey of Business Owners only reports data for counties with 100 or more women-owned firms. "n/a" = data available but not disclosed.

These data are from:

County Business Patterns: <http://www.census.gov/epcd/cbp/view/cbpview.html>

Bureau of Economic Analysis, REIS: <http://www.bea.gov/bea/regional/reis>

Statistics of U.S. Businesses: <http://www.census.gov/csd/susb/susb.htm>

Survey of Business Owners: <http://www.census.gov/csd/sbo/>

Kentucky: By the Numbers is a program of the Department of Community and Leadership Development and the Kentucky Cooperative Extension Service, Community and Economic Development Programs at the University of Kentucky. For more information contact your local Cooperative Extension office or Dr. Julie N. Zimmerman, Department of Community and Leadership Development, 500 Garrigus Building, University of Kentucky, Lexington, KY 40546-0215, (859) 257-7583, email: jzimm@email.uky.edu.

Educational programs of the Kentucky Cooperative Extension Service serve all people regardless of race, color, age, sex, religion, disability, or national origin.
UNIVERSITY OF KENTUCKY, KENTUCKY STATE UNIVERSITY, U.S. DEPARTMENT OF AGRICULTURE, AND KENTUCKY COUNTIES, COOPERATING
An Equal Opportunity University



Department of Community and
Leadership Development
University of Kentucky

~ Entrepreneurship ~

Hopkins County

Julie N. Zimmerman
Department of Community and Leadership Development
May, 2008

COOPERATIVE
EXTENSION
SERVICE



UNIVERSITY OF KENTUCKY
College of Agriculture

Rural entrepreneurship is sometimes called the ‘third leg’ of local economic development. While there is no single way to measure entrepreneurship, many rely on data for small firms to assess its breadth and depth. This issue of “Kentucky: By the Numbers” is based on a special series created for the Kentucky Entrepreneurial Coaches Institute (KECI). To foster entrepreneurship, the KECI was formed to “encourage diversification of the economies in rural Kentucky.” More information is available at <http://www.uky.edu/Ag/CLD/KECI>.

“Kentucky: By the Numbers” is a series of county profiles produced on an occasional basis which are developed to support local decision making. The entire series is available online at <http://www.ca.uky.edu/snarl>.

	<u>County</u>	<u>State</u>
<u>County Business Patterns</u>		
Total number of establishments (with employees) (2005)	1,033	92,176
1 to 4 employees	502	46,172
5 to 9 employees	255	19,353
10 to 19 employees	144	12,834
20 to 49 employees	89	8,550
50 to 99 employees	23	2,861
100 or more employees	20	2,476
Total number of establishments without employees (2005)	2,595	263,673
<u>Bureau of Economic Analysis, REIS</u>		
Proprietors		
Total employment (2006)	24,019	2,432,901
Proprietors (2006)	4,207	483,644
<i>Proprietors as a percent of total employment (2006)</i>	<i>17.5%</i>	<i>19.9%</i>
Total employment (2001)	21,872	2,305,386
Proprietors (2001)	3,520	402,642
<i>Proprietors as a percent of total employment (2001)</i>	<i>16.1%</i>	<i>17.5%</i>

< Continued on back side >

< Continued from front side >



Department of Community and
Leadership Development
University of Kentucky

~ Entrepreneurship ~

Hopkins County

Julie N. Zimmerman
Department of Community and Leadership Development
May, 2008

COOPERATIVE
EXTENSION
SERVICE



UNIVERSITY OF KENTUCKY
College of Agriculture

	<u>County</u>	<u>State</u>
<u>Bureau of Economic Analysis, REIS</u>		
Proprietors (continued)		
<i>Percent change in total employment (2001-2006)</i>	9.8%	5.5%
<i>Percent change in proprietors (2001-2006)</i>	19.5%	20.1%
<u>Statistics of U.S. Businesses</u>		
All Establishment Births (2002-2003)	62	8,036
All Establishment Deaths (2002-2003)	83	7,730
All Establishment Expansions (2002-2003)	309	23,981
All Establishment Contractions (2002-2003)	247	22,297
All Establishment Constants (2002-2003)	364	28,491
<u>Survey of Business Owners**</u>		
All firms (2002)	3,245	300,685
Number of women-owned firms (2002)	791	77,159
<i>Women-owned firms as a percent of all firms (2002)</i>	24.4%	25.7%
Number of women-owned firms with employees (2002)	n/a	10,314
Number of women-owned firms with no employees (2002)	n/a	66,844

** The Survey of Business Owners only reports data for counties with 100 or more women-owned firms. "n/a" = data available but not disclosed.

These data are from:

County Business Patterns: <http://www.census.gov/epcd/cbp/view/cbpview.html>

Bureau of Economic Analysis, REIS: <http://www.bea.gov/bea/regional/reis>

Statistics of U.S. Businesses: <http://www.census.gov/csd/susb/susb.htm>

Survey of Business Owners: <http://www.census.gov/csd/sbo/>

Kentucky: By the Numbers is a program of the Department of Community and Leadership Development and the Kentucky Cooperative Extension Service, Community and Economic Development Programs at the University of Kentucky. For more information contact your local Cooperative Extension office or Dr. Julie N. Zimmerman, Department of Community and Leadership Development, 500 Garrigus Building, University of Kentucky, Lexington, KY 40546-0215, (859) 257-7583, email: jzimm@email.uky.edu.

Educational programs of the Kentucky Cooperative Extension Service serve all people regardless of race, color, age, sex, religion, disability, or national origin.
UNIVERSITY OF KENTUCKY, KENTUCKY STATE UNIVERSITY, U.S. DEPARTMENT OF AGRICULTURE, AND KENTUCKY COUNTIES, COOPERATING
An Equal Opportunity University



Department of Community and
Leadership Development
University of Kentucky

~ Entrepreneurship ~

Jackson County

Julie N. Zimmerman
Department of Community and Leadership Development
May, 2008

COOPERATIVE
EXTENSION
SERVICE



UNIVERSITY OF KENTUCKY
College of Agriculture

Rural entrepreneurship is sometimes called the ‘third leg’ of local economic development. While there is no single way to measure entrepreneurship, many rely on data for small firms to assess its breadth and depth. This issue of “Kentucky: By the Numbers” is based on a special series created for the Kentucky Entrepreneurial Coaches Institute (KECI). To foster entrepreneurship, the KECI was formed to “encourage diversification of the economies in rural Kentucky.” More information is available at <http://www.uky.edu/Ag/CLD/KECI>.

“Kentucky: By the Numbers” is a series of county profiles produced on an occasional basis which are developed to support local decision making. The entire series is available online at <http://www.ca.uky.edu/snarl>.

	<u>County</u>	<u>State</u>
<u>County Business Patterns</u>		
Total number of establishments (with employees) (2005)	141	92,176
1 to 4 employees	68	46,172
5 to 9 employees	34	19,353
10 to 19 employees	22	12,834
20 to 49 employees	9	8,550
50 to 99 employees	3	2,861
100 or more employees	5	2,476
Total number of establishments without employees (2005)	913	263,673
<u>Bureau of Economic Analysis, REIS</u>		
Proprietors		
Total employment (2006)	4,916	2,432,901
Proprietors (2006)	2,012	483,644
<i>Proprietors as a percent of total employment (2006)</i>	40.9%	19.9%
Total employment (2001)	5,061	2,305,386
Proprietors (2001)	1,905	402,642
<i>Proprietors as a percent of total employment (2001)</i>	37.6%	17.5%

< Continued on back side >

< Continued from front side >



Department of Community and
Leadership Development
University of Kentucky

~ Entrepreneurship ~

Jackson County

Julie N. Zimmerman
Department of Community and Leadership Development
May, 2008

COOPERATIVE
EXTENSION
SERVICE



UNIVERSITY OF KENTUCKY
College of Agriculture

	<u>County</u>	<u>State</u>
<u>Bureau of Economic Analysis, REIS</u>		
Proprietors (continued)		
<i>Percent change in total employment (2001-2006)</i>	-2.9%	5.5%
<i>Percent change in proprietors (2001-2006)</i>	5.6%	20.1%
<u>Statistics of U.S. Businesses</u>		
All Establishment Births (2002-2003)	23	8,036
All Establishment Deaths (2002-2003)	18	7,730
All Establishment Expansions (2002-2003)	35	23,981
All Establishment Contractions (2002-2003)	30	22,297
All Establishment Constants (2002-2003)	44	28,491
<u>Survey of Business Owners**</u>		
All firms (2002)	1,079	300,685
Number of women-owned firms (2002)	n/a	77,159
<i>Women-owned firms as a percent of all firms (2002)</i>	n/a	25.7%
Number of women-owned firms with employees (2002)	n/a	10,314
Number of women-owned firms with no employees (2002)	n/a	66,844

** The Survey of Business Owners only reports data for counties with 100 or more women-owned firms. "n/a" = data available but not disclosed.

These data are from:

County Business Patterns: <http://www.census.gov/epcd/cbp/view/cbpview.html>

Bureau of Economic Analysis, REIS: <http://www.bea.gov/bea/regional/reis>

Statistics of U.S. Businesses: <http://www.census.gov/csd/susb/susb.htm>

Survey of Business Owners: <http://www.census.gov/csd/sbo/>

Kentucky: By the Numbers is a program of the Department of Community and Leadership Development and the Kentucky Cooperative Extension Service, Community and Economic Development Programs at the University of Kentucky. For more information contact your local Cooperative Extension office or Dr. Julie N. Zimmerman, Department of Community and Leadership Development, 500 Garrigus Building, University of Kentucky, Lexington, KY 40546-0215, (859) 257-7583, email: jzimm@email.uky.edu.

Educational programs of the Kentucky Cooperative Extension Service serve all people regardless of race, color, age, sex, religion, disability, or national origin.
UNIVERSITY OF KENTUCKY, KENTUCKY STATE UNIVERSITY, U.S. DEPARTMENT OF AGRICULTURE, AND KENTUCKY COUNTIES, COOPERATING
An Equal Opportunity University



Department of Community and
Leadership Development
University of Kentucky

~ Entrepreneurship ~

Jefferson County

Julie N. Zimmerman
Department of Community and Leadership Development
May, 2008

COOPERATIVE
EXTENSION
SERVICE



UNIVERSITY OF KENTUCKY
College of Agriculture

Rural entrepreneurship is sometimes called the ‘third leg’ of local economic development. While there is no single way to measure entrepreneurship, many rely on data for small firms to assess its breadth and depth. This issue of “Kentucky: By the Numbers” is based on a special series created for the Kentucky Entrepreneurial Coaches Institute (KECI). To foster entrepreneurship, the KECI was formed to “encourage diversification of the economies in rural Kentucky.” More information is available at <http://www.uky.edu/Ag/CLD/KECI>.

“Kentucky: By the Numbers” is a series of county profiles produced on an occasional basis which are developed to support local decision making. The entire series is available online at <http://www.ca.uky.edu/snarl>.

	<u>County</u>	<u>State</u>
<u>County Business Patterns</u>		
Total number of establishments (with employees) (2005)	19,923	92,176
1 to 4 employees	9,522	46,172
5 to 9 employees	3,930	19,353
10 to 19 employees	2,844	12,834
20 to 49 employees	2,128	8,550
50 to 99 employees	826	2,861
100 or more employees	673	2,476
Total number of establishments without employees (2005)	46,277	263,673
<u>Bureau of Economic Analysis, REIS</u>		
Proprietors		
Total employment (2006)	536,855	2,432,901
Proprietors (2006)	74,369	483,644
<i>Proprietors as a percent of total employment (2006)</i>	<i>13.9%</i>	<i>19.9%</i>
Total employment (2001)	519,786	2,305,386
Proprietors (2001)	54,788	402,642
<i>Proprietors as a percent of total employment (2001)</i>	<i>10.5%</i>	<i>17.5%</i>

< Continued on back side >

< Continued from front side >



Department of Community and
Leadership Development
University of Kentucky

~ Entrepreneurship ~

Jefferson County

Julie N. Zimmerman
Department of Community and Leadership Development
May, 2008

COOPERATIVE
EXTENSION
SERVICE



UNIVERSITY OF KENTUCKY
College of Agriculture

	<u>County</u>	<u>State</u>
<u>Bureau of Economic Analysis, REIS</u>		
Proprietors (continued)		
<i>Percent change in total employment (2001-2006)</i>	3.3%	5.5%
<i>Percent change in proprietors (2001-2006)</i>	35.7%	20.1%
<u>Statistics of U.S. Businesses</u>		
All Establishment Births (2002-2003)	1,748	8,036
All Establishment Deaths (2002-2003)	1,630	7,730
All Establishment Expansions (2002-2003)	5,232	23,981
All Establishment Contractions (2002-2003)	5,071	22,297
All Establishment Constants (2002-2003)	6,061	28,491
<u>Survey of Business Owners**</u>		
All firms (2002)	55,571	300,685
Number of women-owned firms (2002)	15,503	77,159
<i>Women-owned firms as a percent of all firms (2002)</i>	27.9%	25.7%
Number of women-owned firms with employees (2002)	2,327	10,314
Number of women-owned firms with no employees (2002)	13,176	66,844

** The Survey of Business Owners only reports data for counties with 100 or more women-owned firms. "n/a" = data available but not disclosed.

These data are from:

County Business Patterns: <http://www.census.gov/epcd/cbp/view/cbpview.html>

Bureau of Economic Analysis, REIS: <http://www.bea.gov/bea/regional/reis>

Statistics of U.S. Businesses: <http://www.census.gov/csd/susb/susb.htm>

Survey of Business Owners: <http://www.census.gov/csd/sbo/>

Kentucky: By the Numbers is a program of the Department of Community and Leadership Development and the Kentucky Cooperative Extension Service, Community and Economic Development Programs at the University of Kentucky. For more information contact your local Cooperative Extension office or Dr. Julie N. Zimmerman, Department of Community and Leadership Development, 500 Garrigus Building, University of Kentucky, Lexington, KY 40546-0215, (859) 257-7583, email: jzimm@email.uky.edu.

Educational programs of the Kentucky Cooperative Extension Service serve all people regardless of race, color, age, sex, religion, disability, or national origin.
UNIVERSITY OF KENTUCKY, KENTUCKY STATE UNIVERSITY, U.S. DEPARTMENT OF AGRICULTURE, AND KENTUCKY COUNTIES, COOPERATING
An Equal Opportunity University



Department of Community and
Leadership Development
University of Kentucky

~ Entrepreneurship ~

Jessamine County

Julie N. Zimmerman
Department of Community and Leadership Development
May, 2008

COOPERATIVE
EXTENSION
SERVICE



UNIVERSITY OF KENTUCKY
College of Agriculture

Rural entrepreneurship is sometimes called the ‘third leg’ of local economic development. While there is no single way to measure entrepreneurship, many rely on data for small firms to assess its breadth and depth. This issue of “Kentucky: By the Numbers” is based on a special series created for the Kentucky Entrepreneurial Coaches Institute (KECI). To foster entrepreneurship, the KECI was formed to “encourage diversification of the economies in rural Kentucky.” More information is available at <http://www.uky.edu/Ag/CLD/KECI>.

“Kentucky: By the Numbers” is a series of county profiles produced on an occasional basis which are developed to support local decision making. The entire series is available online at <http://www.ca.uky.edu/snarl>.

	<u>County</u>	<u>State</u>
<u>County Business Patterns</u>		
Total number of establishments (with employees) (2005)	976	92,176
1 to 4 employees	494	46,172
5 to 9 employees	208	19,353
10 to 19 employees	140	12,834
20 to 49 employees	92	8,550
50 to 99 employees	18	2,861
100 or more employees	24	2,476
Total number of establishments without employees (2005)	3,572	263,673
<u>Bureau of Economic Analysis, REIS</u>		
Proprietors		
Total employment (2006)	22,715	2,432,901
Proprietors (2006)	5,873	483,644
<i>Proprietors as a percent of total employment (2006)</i>	25.9%	19.9%
Total employment (2001)	19,880	2,305,386
Proprietors (2001)	4,807	402,642
<i>Proprietors as a percent of total employment (2001)</i>	24.2%	17.5%

< Continued on back side >

< Continued from front side >



Department of Community and
Leadership Development
University of Kentucky

~ Entrepreneurship ~

Jessamine County

Julie N. Zimmerman
Department of Community and Leadership Development
May, 2008

COOPERATIVE
EXTENSION
SERVICE



UNIVERSITY OF KENTUCKY
College of Agriculture

	<u>County</u>	<u>State</u>
<u>Bureau of Economic Analysis, REIS</u>		
Proprietors (continued)		
<i>Percent change in total employment (2001-2006)</i>	14.3%	5.5%
<i>Percent change in proprietors (2001-2006)</i>	22.2%	20.1%
<u>Statistics of U.S. Businesses</u>		
All Establishment Births (2002-2003)	99	8,036
All Establishment Deaths (2002-2003)	77	7,730
All Establishment Expansions (2002-2003)	276	23,981
All Establishment Contractions (2002-2003)	253	22,297
All Establishment Constants (2002-2003)	240	28,491
<u>Survey of Business Owners**</u>		
All firms (2002)	3,791	300,685
Number of women-owned firms (2002)	1,029	77,159
<i>Women-owned firms as a percent of all firms (2002)</i>	27.1%	25.7%
Number of women-owned firms with employees (2002)	169	10,314
Number of women-owned firms with no employees (2002)	860	66,844

** The Survey of Business Owners only reports data for counties with 100 or more women-owned firms. "n/a" = data available but not disclosed.

These data are from:

County Business Patterns: <http://www.census.gov/epcd/cbp/view/cbpview.html>

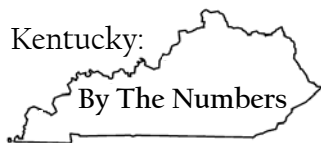
Bureau of Economic Analysis, REIS: <http://www.bea.gov/bea/regional/reis>

Statistics of U.S. Businesses: <http://www.census.gov/csd/susb/susb.htm>

Survey of Business Owners: <http://www.census.gov/csd/sbo/>

Kentucky: By the Numbers is a program of the Department of Community and Leadership Development and the Kentucky Cooperative Extension Service, Community and Economic Development Programs at the University of Kentucky. For more information contact your local Cooperative Extension office or Dr. Julie N. Zimmerman, Department of Community and Leadership Development, 500 Garrigus Building, University of Kentucky, Lexington, KY 40546-0215, (859) 257-7583, email: jzimm@email.uky.edu.

Educational programs of the Kentucky Cooperative Extension Service serve all people regardless of race, color, age, sex, religion, disability, or national origin.
UNIVERSITY OF KENTUCKY, KENTUCKY STATE UNIVERSITY, U.S. DEPARTMENT OF AGRICULTURE, AND KENTUCKY COUNTIES, COOPERATING
An Equal Opportunity University



Department of Community and
Leadership Development
University of Kentucky

~ Entrepreneurship ~

Johnson County

Julie N. Zimmerman
Department of Community and Leadership Development
May, 2008

COOPERATIVE
EXTENSION
SERVICE



UNIVERSITY OF KENTUCKY
College of Agriculture

Rural entrepreneurship is sometimes called the ‘third leg’ of local economic development. While there is no single way to measure entrepreneurship, many rely on data for small firms to assess its breadth and depth. This issue of “Kentucky: By the Numbers” is based on a special series created for the Kentucky Entrepreneurial Coaches Institute (KECI). To foster entrepreneurship, the KECI was formed to “encourage diversification of the economies in rural Kentucky.” More information is available at <http://www.uky.edu/Ag/CLD/KECI>.

“Kentucky: By the Numbers” is a series of county profiles produced on an occasional basis which are developed to support local decision making. The entire series is available online at <http://www.ca.uky.edu/snarl>.

	<u>County</u>	<u>State</u>
<u>County Business Patterns</u>		
Total number of establishments (with employees) (2005)	466	92,176
1 to 4 employees	258	46,172
5 to 9 employees	109	19,353
10 to 19 employees	51	12,834
20 to 49 employees	33	8,550
50 to 99 employees	9	2,861
100 or more employees	6	2,476
Total number of establishments without employees (2005)	1,352	263,673
<u>Bureau of Economic Analysis, REIS</u>		
Proprietors		
Total employment (2006)	8,595	2,432,901
Proprietors (2006)	1,643	483,644
<i>Proprietors as a percent of total employment (2006)</i>	19.1%	19.9%
Total employment (2001)	8,571	2,305,386
Proprietors (2001)	1,492	402,642
<i>Proprietors as a percent of total employment (2001)</i>	17.4%	17.5%

< Continued on back side >

< Continued from front side >



Department of Community and
Leadership Development
University of Kentucky

~ Entrepreneurship ~

Johnson County

Julie N. Zimmerman
Department of Community and Leadership Development
May, 2008

COOPERATIVE
EXTENSION
SERVICE



UNIVERSITY OF KENTUCKY
College of Agriculture

	<u>County</u>	<u>State</u>
<u>Bureau of Economic Analysis, REIS</u>		
Proprietors (continued)		
<i>Percent change in total employment (2001-2006)</i>	0.3%	5.5%
<i>Percent change in proprietors (2001-2006)</i>	10.1%	20.1%
<u>Statistics of U.S. Businesses</u>		
All Establishment Births (2002-2003)	38	8,036
All Establishment Deaths (2002-2003)	37	7,730
All Establishment Expansions (2002-2003)	122	23,981
All Establishment Contractions (2002-2003)	107	22,297
All Establishment Constants (2002-2003)	177	28,491
<u>Survey of Business Owners**</u>		
All firms (2002)	1,718	300,685
Number of women-owned firms (2002)	393	77,159
<i>Women-owned firms as a percent of all firms (2002)</i>	22.9%	25.7%
Number of women-owned firms with employees (2002)	n/a	10,314
Number of women-owned firms with no employees (2002)	n/a	66,844

** The Survey of Business Owners only reports data for counties with 100 or more women-owned firms. "n/a" = data available but not disclosed.

These data are from:

County Business Patterns: <http://www.census.gov/epcd/cbp/view/cbpview.html>

Bureau of Economic Analysis, REIS: <http://www.bea.gov/bea/regional/reis>

Statistics of U.S. Businesses: <http://www.census.gov/csd/susb/susb.htm>

Survey of Business Owners: <http://www.census.gov/csd/sbo/>

Kentucky: By the Numbers is a program of the Department of Community and Leadership Development and the Kentucky Cooperative Extension Service, Community and Economic Development Programs at the University of Kentucky. For more information contact your local Cooperative Extension office or Dr. Julie N. Zimmerman, Department of Community and Leadership Development, 500 Garrigus Building, University of Kentucky, Lexington, KY 40546-0215, (859) 257-7583, email: jzimm@email.uky.edu.

Educational programs of the Kentucky Cooperative Extension Service serve all people regardless of race, color, age, sex, religion, disability, or national origin.
UNIVERSITY OF KENTUCKY, KENTUCKY STATE UNIVERSITY, U.S. DEPARTMENT OF AGRICULTURE, AND KENTUCKY COUNTIES, COOPERATING
An Equal Opportunity University



Department of Community and
Leadership Development
University of Kentucky

~ Entrepreneurship ~

Kenton County

Julie N. Zimmerman
Department of Community and Leadership Development
May, 2008

COOPERATIVE
EXTENSION
SERVICE



UNIVERSITY OF KENTUCKY
College of Agriculture

Rural entrepreneurship is sometimes called the ‘third leg’ of local economic development. While there is no single way to measure entrepreneurship, many rely on data for small firms to assess its breadth and depth. This issue of “Kentucky: By the Numbers” is based on a special series created for the Kentucky Entrepreneurial Coaches Institute (KECI). To foster entrepreneurship, the KECI was formed to “encourage diversification of the economies in rural Kentucky.” More information is available at <http://www.uky.edu/Ag/CLD/KECI>.

“Kentucky: By the Numbers” is a series of county profiles produced on an occasional basis which are developed to support local decision making. The entire series is available online at <http://www.ca.uky.edu/snarl>.

	<u>County</u>	<u>State</u>
<u>County Business Patterns</u>		
Total number of establishments (with employees) (2005)	3,252	92,176
1 to 4 employees	1,626	46,172
5 to 9 employees	616	19,353
10 to 19 employees	446	12,834
20 to 49 employees	332	8,550
50 to 99 employees	144	2,861
100 or more employees	88	2,476
Total number of establishments without employees (2005)	8,472	263,673
<u>Bureau of Economic Analysis, REIS</u>		
Proprietors		
Total employment (2006)	81,004	2,432,901
Proprietors (2006)	12,708	483,644
<i>Proprietors as a percent of total employment (2006)</i>	<i>15.7%</i>	<i>19.9%</i>
Total employment (2001)	74,018	2,305,386
Proprietors (2001)	10,015	402,642
<i>Proprietors as a percent of total employment (2001)</i>	<i>13.5%</i>	<i>17.5%</i>

< Continued on back side >

< Continued from front side >



Department of Community and
Leadership Development
University of Kentucky

~ Entrepreneurship ~

Kenton County

Julie N. Zimmerman
Department of Community and Leadership Development
May, 2008

COOPERATIVE
EXTENSION
SERVICE



UNIVERSITY OF KENTUCKY
College of Agriculture

	<u>County</u>	<u>State</u>
<u>Bureau of Economic Analysis, REIS</u>		
Proprietors (continued)		
<i>Percent change in total employment (2001-2006)</i>	9.4%	5.5%
<i>Percent change in proprietors (2001-2006)</i>	26.9%	20.1%
<u>Statistics of U.S. Businesses</u>		
All Establishment Births (2002-2003)	278	8,036
All Establishment Deaths (2002-2003)	300	7,730
All Establishment Expansions (2002-2003)	817	23,981
All Establishment Contractions (2002-2003)	836	22,297
All Establishment Constants (2002-2003)	962	28,491
<u>Survey of Business Owners**</u>		
All firms (2002)	10,085	300,685
Number of women-owned firms (2002)	1,841	77,159
<i>Women-owned firms as a percent of all firms (2002)</i>	18.3%	25.7%
Number of women-owned firms with employees (2002)	405	10,314
Number of women-owned firms with no employees (2002)	1,436	66,844

** The Survey of Business Owners only reports data for counties with 100 or more women-owned firms. "n/a" = data available but not disclosed.

These data are from:

County Business Patterns: <http://www.census.gov/epcd/cbp/view/cbpview.html>

Bureau of Economic Analysis, REIS: <http://www.bea.gov/bea/regional/reis>

Statistics of U.S. Businesses: <http://www.census.gov/csd/susb/susb.htm>

Survey of Business Owners: <http://www.census.gov/csd/sbo/>

Kentucky: By the Numbers is a program of the Department of Community and Leadership Development and the Kentucky Cooperative Extension Service, Community and Economic Development Programs at the University of Kentucky. For more information contact your local Cooperative Extension office or Dr. Julie N. Zimmerman, Department of Community and Leadership Development, 500 Garrigus Building, University of Kentucky, Lexington, KY 40546-0215, (859) 257-7583, email: jzimm@email.uky.edu.

Educational programs of the Kentucky Cooperative Extension Service serve all people regardless of race, color, age, sex, religion, disability, or national origin.
UNIVERSITY OF KENTUCKY, KENTUCKY STATE UNIVERSITY, U.S. DEPARTMENT OF AGRICULTURE, AND KENTUCKY COUNTIES, COOPERATING
An Equal Opportunity University



Department of Community and
Leadership Development
University of Kentucky

~ Entrepreneurship ~

Knott County

Julie N. Zimmerman
Department of Community and Leadership Development
May, 2008

COOPERATIVE
EXTENSION
SERVICE



UNIVERSITY OF KENTUCKY
College of Agriculture

Rural entrepreneurship is sometimes called the ‘third leg’ of local economic development. While there is no single way to measure entrepreneurship, many rely on data for small firms to assess its breadth and depth. This issue of “Kentucky: By the Numbers” is based on a special series created for the Kentucky Entrepreneurial Coaches Institute (KECI). To foster entrepreneurship, the KECI was formed to “encourage diversification of the economies in rural Kentucky.” More information is available at <http://www.uky.edu/Ag/CLD/KECI>.

“Kentucky: By the Numbers” is a series of county profiles produced on an occasional basis which are developed to support local decision making. The entire series is available online at <http://www.ca.uky.edu/snarl>.

	<u>County</u>	<u>State</u>
<u>County Business Patterns</u>		
Total number of establishments (with employees) (2005)	205	92,176
1 to 4 employees	112	46,172
5 to 9 employees	35	19,353
10 to 19 employees	32	12,834
20 to 49 employees	19	8,550
50 to 99 employees	2	2,861
100 or more employees	5	2,476
Total number of establishments without employees (2005)	675	263,673
<u>Bureau of Economic Analysis, REIS</u>		
Proprietors		
Total employment (2006)	5,018	2,432,901
Proprietors (2006)	934	483,644
<i>Proprietors as a percent of total employment (2006)</i>	<i>18.6%</i>	<i>19.9%</i>
Total employment (2001)	4,514	2,305,386
Proprietors (2001)	847	402,642
<i>Proprietors as a percent of total employment (2001)</i>	<i>18.8%</i>	<i>17.5%</i>

< Continued on back side >

< Continued from front side >



Department of Community and
Leadership Development
University of Kentucky

~ Entrepreneurship ~

Knott County

Julie N. Zimmerman
Department of Community and Leadership Development
May, 2008

COOPERATIVE
EXTENSION
SERVICE



UNIVERSITY OF KENTUCKY
College of Agriculture

	<u>County</u>	<u>State</u>
<u>Bureau of Economic Analysis, REIS</u>		
Proprietors (continued)		
<i>Percent change in total employment (2001-2006)</i>	11.2%	5.5%
<i>Percent change in proprietors (2001-2006)</i>	10.3%	20.1%
<u>Statistics of U.S. Businesses</u>		
All Establishment Births (2002-2003)	22	8,036
All Establishment Deaths (2002-2003)	17	7,730
All Establishment Expansions (2002-2003)	53	23,981
All Establishment Contractions (2002-2003)	45	22,297
All Establishment Constants (2002-2003)	74	28,491
<u>Survey of Business Owners**</u>		
All firms (2002)	838	300,685
Number of women-owned firms (2002)	n/a	77,159
<i>Women-owned firms as a percent of all firms (2002)</i>	n/a	25.7%
Number of women-owned firms with employees (2002)	n/a	10,314
Number of women-owned firms with no employees (2002)	n/a	66,844

** The Survey of Business Owners only reports data for counties with 100 or more women-owned firms. "n/a" = data available but not disclosed.

These data are from:

County Business Patterns: <http://www.census.gov/epcd/cbp/view/cbpview.html>

Bureau of Economic Analysis, REIS: <http://www.bea.gov/bea/regional/reis>

Statistics of U.S. Businesses: <http://www.census.gov/csd/susb/susb.htm>

Survey of Business Owners: <http://www.census.gov/csd/sbo/>

Kentucky: By the Numbers is a program of the Department of Community and Leadership Development and the Kentucky Cooperative Extension Service, Community and Economic Development Programs at the University of Kentucky. For more information contact your local Cooperative Extension office or Dr. Julie N. Zimmerman, Department of Community and Leadership Development, 500 Garrigus Building, University of Kentucky, Lexington, KY 40546-0215, (859) 257-7583, email: jzimm@email.uky.edu.

Educational programs of the Kentucky Cooperative Extension Service serve all people regardless of race, color, age, sex, religion, disability, or national origin.
UNIVERSITY OF KENTUCKY, KENTUCKY STATE UNIVERSITY, U.S. DEPARTMENT OF AGRICULTURE, AND KENTUCKY COUNTIES, COOPERATING
An Equal Opportunity University