


Social and Economic Education for Development



KENTUCKY: BY THE NUMBERS
~ Employment Update ~



Scott County

Julie N. Zimmerman, Lori Garkovich, and Scott Samson
Rural and Economic Development Programs, Rural Sociology

University of Kentucky, College of Agriculture

October, 1999

With the success of the county profiles used in the series "Welfare Reform: By the Numbers," we decided to provide updates through a new series called "Kentucky: By the Numbers." These updates will be provided on an occasional basis as new data become available. Copies are also available online at the Social, Natural and Agricultural Resources Information Laboratory at <http://snril.ca.uky.edu>

	<u>County</u>	<u>State</u>
Total Full- and Part-Time Employment (1997)	24,343	2,188,577
Wage and Salary Employment (1997)	21,378	1,826,463
Proprietors Employment (1997)	2,965	362,114
Farm Employment (1997)	1,475	113,759
NonFarm Employment (1997)	22,868	2,074,818
Private Employment (1997)	21,209	1,747,768
Agricultural Services, Forestry, Fishing, and Other (1997)	449	25,242
Mining (1997)	53	26,066
Construction (1997)	743	126,016
Manufacturing (1997)	10,719	325,799
Transportation and Public Utilities (1997)	619	114,190

< Continued on back side >

< *Continued from front side* >



Social and Economic Education for Development

KENTUCKY: BY THE NUMBERS
~ Employment Update ~



Scott County

Julie N. Zimmerman, Lori Garkovich, and Scott Samson
Rural and Economic Development Programs, Rural Sociology

University of Kentucky, College of Agriculture

October, 1999

Private Employment (1997) (Continued)	<u>County</u>	<u>State</u>
Wholesale (1997)	642	88,010
Retail (1997)	3,052	388,487
Finance, Insurance, and Real Estate (1997)	440	98,110
Services (1997)	4,492	555,848
All Government Employment (1997)	1,659	327,050
Federal Government (Civilian) (1997)	58	37,458
Military (1997)	106	47,922
State & Local Government (1997)	1,495	241,670
State Government (1997)	116	85,149
Local Government (1997)	1,379	156,521

These data are from the Regional Economic Information System (REIS) at the U.S. Bureau of Economic Analysis. They were downloaded from University of Virginia Geospatial and Statistical Data Center website at <http://fisher.lib.virginia.edu/>

You can also find data from the REIS at the Government Information Sharing Project at <http://govinfo.kerr.orst.edu/>

SEED (Social and Economic Education for Development) is a program of the Kentucky Cooperative Extension Service at the University of Kentucky. Faculty draw on the resources of the Social and Natural Resources Information Laboratory and professional contacts at the University of Kentucky, other agencies, and community programs throughout the country. For more information contact your local Cooperative Extension office or Dr. Richard C. Maurer, SEED, 500 Garrigus Building, University of Kentucky, Lexington, KY 40546 or call (606) 257-7582.

Educational programs of the Kentucky Cooperative Extension Service serves all people regardless of race, color, age, sex, religion, disability, or national origin.


Social and Economic Education for Development



KENTUCKY: BY THE NUMBERS

~ Employment Update ~

Shelby County



Julie N. Zimmerman, Lori Garkovich, and Scott Samson
Rural and Economic Development Programs, Rural Sociology

University of Kentucky, College of Agriculture

October, 1999

With the success of the county profiles used in the series "Welfare Reform: By the Numbers," we decided to provide updates through a new series called "Kentucky: By the Numbers." These updates will be provided on an occasional basis as new data become available. Copies are also available online at the Social, Natural and Agricultural Resources Information Laboratory at <http://snril.ca.uky.edu>

	<u>County</u>	<u>State</u>
Total Full- and Part-Time Employment (1997)	17,414	2,188,577
Wage and Salary Employment (1997)	13,315	1,826,463
Proprietors Employment (1997)	4,099	362,114
Farm Employment (1997)	2,157	113,759
NonFarm Employment (1997)	15,257	2,074,818
Private Employment (1997)	13,711	1,747,768
Agricultural Services, Forestry, Fishing, and Other (1997)	399	25,242
Mining (1997)	data n/a	26,066
Construction (1997)	810	126,016
Manufacturing (1997)	4,731	325,799
Transportation and Public Utilities (1997)	289	114,190

< Continued on back side >

< *Continued from front side* >



Social and Economic Education for Development

KENTUCKY: BY THE NUMBERS
~ Employment Update ~



Shelby County

Julie N. Zimmerman, Lori Garkovich, and Scott Samson
Rural and Economic Development Programs, Rural Sociology

University of Kentucky, College of Agriculture

October, 1999

Private Employment (1997) (Continued)	<u>County</u>	<u>State</u>
Wholesale (1997)	466	88,010
Retail (1997)	2,510	388,487
Finance, Insurance, and Real Estate (1997)	735	98,110
Services (1997)	3,769	555,848
All Government Employment (1997)	1,546	327,050
Federal Government (Civilian) (1997)	82	37,458
Military (1997)	104	47,922
State & Local Government (1997)	1,360	241,670
State Government (1997)	369	85,149
Local Government (1997)	991	156,521

These data are from the Regional Economic Information System (REIS) at the U.S. Bureau of Economic Analysis. They were downloaded from University of Virginia Geospatial and Statistical Data Center website at <http://fisher.lib.virginia.edu/>

You can also find data from the REIS at the Government Information Sharing Project at <http://govinfo.kerr.orst.edu/>

SEED (Social and Economic Education for Development) is a program of the Kentucky Cooperative Extension Service at the University of Kentucky. Faculty draw on the resources of the Social and Natural Resources Information Laboratory and professional contacts at the University of Kentucky, other agencies, and community programs throughout the country. For more information contact your local Cooperative Extension office or Dr. Richard C. Maurer, SEED, 500 Garrigus Building, University of Kentucky, Lexington, KY 40546 or call (606) 257-7582.

Educational programs of the Kentucky Cooperative Extension Service serves all people regardless of race, color, age, sex, religion, disability, or national origin.


Social and Economic Education for Development



KENTUCKY: BY THE NUMBERS

~ Employment Update ~

Simpson County



Julie N. Zimmerman, Lori Garkovich, and Scott Samson
Rural and Economic Development Programs, Rural Sociology

University of Kentucky, College of Agriculture

October, 1999

With the success of the county profiles used in the series "Welfare Reform: By the Numbers," we decided to provide updates through a new series called "Kentucky: By the Numbers." These updates will be provided on an occasional basis as new data become available. Copies are also available online at the Social, Natural and Agricultural Resources Information Laboratory at <http://snril.ca.uky.edu>

	<u>County</u>	<u>State</u>
Total Full- and Part-Time Employment (1997)	9,368	2,188,577
Wage and Salary Employment (1997)	7,522	1,826,463
Proprietors Employment (1997)	1,846	362,114
Farm Employment (1997)	753	113,759
NonFarm Employment (1997)	8,615	2,074,818
Private Employment (1997)	7,676	1,747,768
Agricultural Services, Forestry, Fishing, and Other (1997)	121	25,242
Mining (1997)	11	26,066
Construction (1997)	379	126,016
Manufacturing (1997)	3,045	325,799
Transportation and Public Utilities (1997)	207	114,190

< Continued on back side >

< *Continued from front side* >



Social and Economic Education for Development

KENTUCKY: BY THE NUMBERS
~ Employment Update ~



Simpson County

Julie N. Zimmerman, Lori Garkovich, and Scott Samson
Rural and Economic Development Programs, Rural Sociology

University of Kentucky, College of Agriculture

October, 1999

Private Employment (1997) (Continued)	<u>County</u>	<u>State</u>
Wholesale (1997)	200	88,010
Retail (1997)	1,878	388,487
Finance, Insurance, and Real Estate (1997)	266	98,110
Services (1997)	1,569	555,848
All Government Employment (1997)	939	327,050
Federal Government (Civilian) (1997)	39	37,458
Military (1997)	58	47,922
State & Local Government (1997)	842	241,670
State Government (1997)	71	85,149
Local Government (1997)	771	156,521

These data are from the Regional Economic Information System (REIS) at the U.S. Bureau of Economic Analysis. They were downloaded from University of Virginia Geospatial and Statistical Data Center website at <http://fisher.lib.virginia.edu/>

You can also find data from the REIS at the Government Information Sharing Project at <http://govinfo.kerr.orst.edu/>

SEED (Social and Economic Education for Development) is a program of the Kentucky Cooperative Extension Service at the University of Kentucky. Faculty draw on the resources of the Social and Natural Resources Information Laboratory and professional contacts at the University of Kentucky, other agencies, and community programs throughout the country. For more information contact your local Cooperative Extension office or Dr. Richard C. Maurer, SEED, 500 Garrigus Building, University of Kentucky, Lexington, KY 40546 or call (606) 257-7582.

Educational programs of the Kentucky Cooperative Extension Service serves all people regardless of race, color, age, sex, religion, disability, or national origin.


Social and Economic Education for Development



KENTUCKY: BY THE NUMBERS

~ Employment Update ~

Spencer County



Julie N. Zimmerman, Lori Garkovich, and Scott Samson
Rural and Economic Development Programs, Rural Sociology

University of Kentucky, College of Agriculture

October, 1999

With the success of the county profiles used in the series "Welfare Reform: By the Numbers," we decided to provide updates through a new series called "Kentucky: By the Numbers." These updates will be provided on an occasional basis as new data become available. Copies are also available online at the Social, Natural and Agricultural Resources Information Laboratory at <http://snril.ca.uky.edu>

	<u>County</u>	<u>State</u>
Total Full- and Part-Time Employment (1997)	2,851	2,188,577
Wage and Salary Employment (1997)	1,531	1,826,463
Proprietors Employment (1997)	1,320	362,114
Farm Employment (1997)	843	113,759
NonFarm Employment (1997)	2,008	2,074,818
Private Employment (1997)	1,572	1,747,768
Agricultural Services, Forestry, Fishing, and Other (1997)	132	25,242
Mining (1997)	-	26,066
Construction (1997)	296	126,016
Manufacturing (1997)	95	325,799
Transportation and Public Utilities (1997)	62	114,190

< Continued on back side >

< *Continued from front side* >



Social and Economic Education for Development

KENTUCKY: BY THE NUMBERS
~ Employment Update ~



Spencer County

Julie N. Zimmerman, Lori Garkovich, and Scott Samson
Rural and Economic Development Programs, Rural Sociology

University of Kentucky, College of Agriculture

October, 1999

Private Employment (1997) (Continued)	<u>County</u>	<u>State</u>
Wholesale (1997)	63	88,010
Retail (1997)	280	388,487
Finance, Insurance, and Real Estate (1997)	103	98,110
Services (1997)	541	555,848
All Government Employment (1997)	436	327,050
Federal Government (Civilian) (1997)	27	37,458
Military (1997)	33	47,922
State & Local Government (1997)	376	241,670
State Government (1997)	41	85,149
Local Government (1997)	335	156,521

These data are from the Regional Economic Information System (REIS) at the U.S. Bureau of Economic Analysis. They were downloaded from University of Virginia Geospatial and Statistical Data Center website at <http://fisher.lib.virginia.edu/>

You can also find data from the REIS at the Government Information Sharing Project at <http://govinfo.kerr.orst.edu/>

SEED (Social and Economic Education for Development) is a program of the Kentucky Cooperative Extension Service at the University of Kentucky. Faculty draw on the resources of the Social and Natural Resources Information Laboratory and professional contacts at the University of Kentucky, other agencies, and community programs throughout the country. For more information contact your local Cooperative Extension office or Dr. Richard C. Maurer, SEED, 500 Garrigus Building, University of Kentucky, Lexington, KY 40546 or call (606) 257-7582.

Educational programs of the Kentucky Cooperative Extension Service serves all people regardless of race, color, age, sex, religion, disability, or national origin.


Social and Economic Education for Development



KENTUCKY: BY THE NUMBERS

~ Employment Update ~

Taylor County



Julie N. Zimmerman, Lori Garkovich, and Scott Samson
Rural and Economic Development Programs, Rural Sociology

University of Kentucky, College of Agriculture

October, 1999

With the success of the county profiles used in the series "Welfare Reform: By the Numbers," we decided to provide updates through a new series called "Kentucky: By the Numbers." These updates will be provided on an occasional basis as new data become available. Copies are also available online at the Social, Natural and Agricultural Resources Information Laboratory at <http://snril.ca.uky.edu>

	<u>County</u>	<u>State</u>
Total Full- and Part-Time Employment (1997)	14,219	2,188,577
Wage and Salary Employment (1997)	11,276	1,826,463
Proprietors Employment (1997)	2,943	362,114
Farm Employment (1997)	1,281	113,759
NonFarm Employment (1997)	12,938	2,074,818
Private Employment (1997)	11,386	1,747,768
Agricultural Services, Forestry, Fishing, and Other (1997)	187	25,242
Mining (1997)	data n/a	26,066
Construction (1997)	619	126,016
Manufacturing (1997)	4,583	325,799
Transportation and Public Utilities (1997)	498	114,190

< Continued on back side >

< *Continued from front side* >



Social and Economic Education for Development

KENTUCKY: BY THE NUMBERS
~ Employment Update ~



Taylor County

Julie N. Zimmerman, Lori Garkovich, and Scott Samson
Rural and Economic Development Programs, Rural Sociology

University of Kentucky, College of Agriculture

October, 1999

Private Employment (1997) (Continued)	<u>County</u>	<u>State</u>
Wholesale (1997)	296	88,010
Retail (1997)	2,498	388,487
Finance, Insurance, and Real Estate (1997)	472	98,110
Services (1997)	2,228	555,848
All Government Employment (1997)	1,552	327,050
Federal Government (Civilian) (1997)	86	37,458
Military (1997)	83	47,922
State & Local Government (1997)	1,383	241,670
State Government (1997)	139	85,149
Local Government (1997)	1,244	156,521

These data are from the Regional Economic Information System (REIS) at the U.S. Bureau of Economic Analysis. They were downloaded from University of Virginia Geospatial and Statistical Data Center website at <http://fisher.lib.virginia.edu/>

You can also find data from the REIS at the Government Information Sharing Project at <http://govinfo.kerr.orst.edu/>


SEED (Social and Economic Education for Development) is a program of the Kentucky Cooperative Extension Service at the University of Kentucky. Faculty draw on the resources of the Social and Natural Resources Information Laboratory and professional contacts at the University of Kentucky, other agencies, and community programs throughout the country. For more information contact your local Cooperative Extension office or Dr. Richard C. Maurer, SEED, 500 Garrigus Building, University of Kentucky, Lexington, KY 40546 or call (606) 257-7582.

Educational programs of the Kentucky Cooperative Extension Service serves all people regardless of race, color, age, sex, religion, disability, or national origin.

Social and Economic Education for Development



KENTUCKY: BY THE NUMBERS
~ Employment Update ~



Todd County

Julie N. Zimmerman, Lori Garkovich, and Scott Samson
Rural and Economic Development Programs, Rural Sociology

University of Kentucky, College of Agriculture

October, 1999

With the success of the county profiles used in the series "Welfare Reform: By the Numbers," we decided to provide updates through a new series called "Kentucky: By the Numbers." These updates will be provided on an occasional basis as new data become available. Copies are also available online at the Social, Natural and Agricultural Resources Information Laboratory at <http://snril.ca.uky.edu>

	<u>County</u>	<u>State</u>
Total Full- and Part-Time Employment (1997)	5,172	2,188,577
Wage and Salary Employment (1997)	3,623	1,826,463
Proprietors Employment (1997)	1,549	362,114
Farm Employment (1997)	964	113,759
NonFarm Employment (1997)	4,208	2,074,818
Private Employment (1997)	3,618	1,747,768
Agricultural Services, Forestry, Fishing, and Other (1997)	112	25,242
Mining (1997)	14	26,066
Construction (1997)	178	126,016
Manufacturing (1997)	1,518	325,799
Transportation and Public Utilities (1997)	199	114,190

< Continued on back side >

< *Continued from front side* >



Social and Economic Education for Development

KENTUCKY: BY THE NUMBERS
~ Employment Update ~



Todd County

Julie N. Zimmerman, Lori Garkovich, and Scott Samson
Rural and Economic Development Programs, Rural Sociology

University of Kentucky, College of Agriculture

October, 1999

Private Employment (1997) (Continued)	<u>County</u>	<u>State</u>
Wholesale (1997)	249	88,010
Retail (1997)	567	388,487
Finance, Insurance, and Real Estate (1997)	123	98,110
Services (1997)	658	555,848
All Government Employment (1997)	590	327,050
Federal Government (Civilian) (1997)	40	37,458
Military (1997)	40	47,922
State & Local Government (1997)	510	241,670
State Government (1997)	41	85,149
Local Government (1997)	469	156,521

These data are from the Regional Economic Information System (REIS) at the U.S. Bureau of Economic Analysis. They were downloaded from University of Virginia Geospatial and Statistical Data Center website at <http://fisher.lib.virginia.edu/>

You can also find data from the REIS at the Government Information Sharing Project at <http://govinfo.kerr.orst.edu/>

SEED (Social and Economic Education for Development) is a program of the Kentucky Cooperative Extension Service at the University of Kentucky. Faculty draw on the resources of the Social and Natural Resources Information Laboratory and professional contacts at the University of Kentucky, other agencies, and community programs throughout the country. For more information contact your local Cooperative Extension office or Dr. Richard C. Maurer, SEED, 500 Garrigus Building, University of Kentucky, Lexington, KY 40546 or call (606) 257-7582.

Educational programs of the Kentucky Cooperative Extension Service serves all people regardless of race, color, age, sex, religion, disability, or national origin.


Social and Economic Education for Development



KENTUCKY: BY THE NUMBERS

~ Employment Update ~

Trigg County



Julie N. Zimmerman, Lori Garkovich, and Scott Samson
Rural and Economic Development Programs, Rural Sociology

University of Kentucky, College of Agriculture

October, 1999

With the success of the county profiles used in the series "Welfare Reform: By the Numbers," we decided to provide updates through a new series called "Kentucky: By the Numbers." These updates will be provided on an occasional basis as new data become available. Copies are also available online at the Social, Natural and Agricultural Resources Information Laboratory at <http://snril.ca.uky.edu>

	<u>County</u>	<u>State</u>
Total Full- and Part-Time Employment (1997)	4,777	2,188,577
Wage and Salary Employment (1997)	3,644	1,826,463
Proprietors Employment (1997)	1,133	362,114
Farm Employment (1997)	596	113,759
NonFarm Employment (1997)	4,181	2,074,818
Private Employment (1997)	3,346	1,747,768
Agricultural Services, Forestry, Fishing, and Other (1997)	79	25,242
Mining (1997)	14	26,066
Construction (1997)	249	126,016
Manufacturing (1997)	1,208	325,799
Transportation and Public Utilities (1997)	114	114,190

< Continued on back side >

< *Continued from front side* >



Social and Economic Education for Development

KENTUCKY: BY THE NUMBERS
~ Employment Update ~



Trigg County

Julie N. Zimmerman, Lori Garkovich, and Scott Samson
Rural and Economic Development Programs, Rural Sociology

University of Kentucky, College of Agriculture

October, 1999

Private Employment (1997) (Continued)	<u>County</u>	<u>State</u>
Wholesale (1997)	81	88,010
Retail (1997)	670	388,487
Finance, Insurance, and Real Estate (1997)	228	98,110
Services (1997)	703	555,848
All Government Employment (1997)	835	327,050
Federal Government (Civilian) (1997)	166	37,458
Military (1997)	44	47,922
State & Local Government (1997)	625	241,670
State Government (1997)	232	85,149
Local Government (1997)	393	156,521

These data are from the Regional Economic Information System (REIS) at the U.S. Bureau of Economic Analysis. They were downloaded from University of Virginia Geospatial and Statistical Data Center website at <http://fisher.lib.virginia.edu/>

You can also find data from the REIS at the Government Information Sharing Project at <http://govinfo.kerr.orst.edu/>

SEED (Social and Economic Education for Development) is a program of the Kentucky Cooperative Extension Service at the University of Kentucky. Faculty draw on the resources of the Social and Natural Resources Information Laboratory and professional contacts at the University of Kentucky, other agencies, and community programs throughout the country. For more information contact your local Cooperative Extension office or Dr. Richard C. Maurer, SEED, 500 Garrigus Building, University of Kentucky, Lexington, KY 40546 or call (606) 257-7582.

Educational programs of the Kentucky Cooperative Extension Service serves all people regardless of race, color, age, sex, religion, disability, or national origin.


Social and Economic Education for Development



KENTUCKY: BY THE NUMBERS

~ Employment Update ~

Trimble County



Julie N. Zimmerman, Lori Garkovich, and Scott Samson
Rural and Economic Development Programs, Rural Sociology

University of Kentucky, College of Agriculture

October, 1999

With the success of the county profiles used in the series "Welfare Reform: By the Numbers," we decided to provide updates through a new series called "Kentucky: By the Numbers." These updates will be provided on an occasional basis as new data become available. Copies are also available online at the Social, Natural and Agricultural Resources Information Laboratory at <http://snril.ca.uky.edu>

	<u>County</u>	<u>State</u>
Total Full- and Part-Time Employment (1997)	2,131	2,188,577
Wage and Salary Employment (1997)	1,016	1,826,463
Proprietors Employment (1997)	1,115	362,114
Farm Employment (1997)	745	113,759
NonFarm Employment (1997)	1,386	2,074,818
Private Employment (1997)	1,056	1,747,768
Agricultural Services, Forestry, Fishing, and Other (1997)	62	25,242
Mining (1997)	data n/a	26,066
Construction (1997)	101	126,016
Manufacturing (1997)	39	325,799
Transportation and Public Utilities (1997)	data n/a	114,190

< Continued on back side >

< *Continued from front side* >



Social and Economic Education for Development

KENTUCKY: BY THE NUMBERS
~ Employment Update ~



Trimble County

Julie N. Zimmerman, Lori Garkovich, and Scott Samson
Rural and Economic Development Programs, Rural Sociology

University of Kentucky, College of Agriculture

October, 1999

Private Employment (1997) (Continued)	<u>County</u>	<u>State</u>
Wholesale (1997)	10	88,010
Retail (1997)	223	388,487
Finance, Insurance, and Real Estate (1997)	76	98,110
Services (1997)	343	555,848
All Government Employment (1997)	330	327,050
Federal Government (Civilian) (1997)	18	37,458
Military (1997)	26	47,922
State & Local Government (1997)	286	241,670
State Government (1997)	29	85,149
Local Government (1997)	257	156,521

These data are from the Regional Economic Information System (REIS) at the U.S. Bureau of Economic Analysis. They were downloaded from University of Virginia Geospatial and Statistical Data Center website at <http://fisher.lib.virginia.edu/>

You can also find data from the REIS at the Government Information Sharing Project at <http://govinfo.kerr.orst.edu/>


SEED (Social and Economic Education for Development) is a program of the Kentucky Cooperative Extension Service at the University of Kentucky. Faculty draw on the resources of the Social and Natural Resources Information Laboratory and professional contacts at the University of Kentucky, other agencies, and community programs throughout the country. For more information contact your local Cooperative Extension office or Dr. Richard C. Maurer, SEED, 500 Garrigus Building, University of Kentucky, Lexington, KY 40546 or call (606) 257-7582.

Educational programs of the Kentucky Cooperative Extension Service serves all people regardless of race, color, age, sex, religion, disability, or national origin.

Social and Economic Education for Development



KENTUCKY: BY THE NUMBERS
~ Employment Update ~



Union County

Julie N. Zimmerman, Lori Garkovich, and Scott Samson
Rural and Economic Development Programs, Rural Sociology

University of Kentucky, College of Agriculture

October, 1999

With the success of the county profiles used in the series "Welfare Reform: By the Numbers," we decided to provide updates through a new series called "Kentucky: By the Numbers." These updates will be provided on an occasional basis as new data become available. Copies are also available online at the Social, Natural and Agricultural Resources Information Laboratory at <http://snril.ca.uky.edu>

	<u>County</u>	<u>State</u>
Total Full- and Part-Time Employment (1997)	7,663	2,188,577
Wage and Salary Employment (1997)	6,031	1,826,463
Proprietors Employment (1997)	1,632	362,114
Farm Employment (1997)	650	113,759
NonFarm Employment (1997)	7,013	2,074,818
Private Employment (1997)	6,213	1,747,768
Agricultural Services, Forestry, Fishing, and Other (1997)	108	25,242
Mining (1997)	1,079	26,066
Construction (1997)	320	126,016
Manufacturing (1997)	1,060	325,799
Transportation and Public Utilities (1997)	286	114,190

< Continued on back side >

< *Continued from front side* >



Social and Economic Education for Development

KENTUCKY: BY THE NUMBERS
~ Employment Update ~



Union County

Julie N. Zimmerman, Lori Garkovich, and Scott Samson
Rural and Economic Development Programs, Rural Sociology

University of Kentucky, College of Agriculture

October, 1999

Private Employment (1997) (Continued)	<u>County</u>	<u>State</u>
Wholesale (1997)	167	88,010
Retail (1997)	1,141	388,487
Finance, Insurance, and Real Estate (1997)	197	98,110
Services (1997)	1,855	555,848
All Government Employment (1997)	800	327,050
Federal Government (Civilian) (1997)	51	37,458
Military (1997)	60	47,922
State & Local Government (1997)	689	241,670
State Government (1997)	57	85,149
Local Government (1997)	632	156,521

These data are from the Regional Economic Information System (REIS) at the U.S. Bureau of Economic Analysis. They were downloaded from University of Virginia Geospatial and Statistical Data Center website at <http://fisher.lib.virginia.edu/>

You can also find data from the REIS at the Government Information Sharing Project at <http://govinfo.kerr.orst.edu/>

SEED (Social and Economic Education for Development) is a program of the Kentucky Cooperative Extension Service at the University of Kentucky. Faculty draw on the resources of the Social and Natural Resources Information Laboratory and professional contacts at the University of Kentucky, other agencies, and community programs throughout the country. For more information contact your local Cooperative Extension office or Dr. Richard C. Maurer, SEED, 500 Garrigus Building, University of Kentucky, Lexington, KY 40546 or call (606) 257-7582.

Educational programs of the Kentucky Cooperative Extension Service serves all people regardless of race, color, age, sex, religion, disability, or national origin.


Social and Economic Education for Development



KENTUCKY: BY THE NUMBERS

~ Employment Update ~

Warren County



Julie N. Zimmerman, Lori Garkovich, and Scott Samson
Rural and Economic Development Programs, Rural Sociology

University of Kentucky, College of Agriculture

October, 1999

With the success of the county profiles used in the series "Welfare Reform: By the Numbers," we decided to provide updates through a new series called "Kentucky: By the Numbers." These updates will be provided on an occasional basis as new data become available. Copies are also available online at the Social, Natural and Agricultural Resources Information Laboratory at <http://snril.ca.uky.edu>

	<u>County</u>	<u>State</u>
Total Full- and Part-Time Employment (1997)	59,333	2,188,577
Wage and Salary Employment (1997)	50,753	1,826,463
Proprietors Employment (1997)	8,580	362,114
Farm Employment (1997)	2,474	113,759
NonFarm Employment (1997)	56,859	2,074,818
Private Employment (1997)	48,996	1,747,768
Agricultural Services, Forestry, Fishing, and Other (1997)	466	25,242
Mining (1997)	257	26,066
Construction (1997)	3,784	126,016
Manufacturing (1997)	9,616	325,799
Transportation and Public Utilities (1997)	1,892	114,190

< Continued on back side >

< *Continued from front side* >



Social and Economic Education for Development

KENTUCKY: BY THE NUMBERS
~ Employment Update ~



Warren County

Julie N. Zimmerman, Lori Garkovich, and Scott Samson
Rural and Economic Development Programs, Rural Sociology

University of Kentucky, College of Agriculture

October, 1999

Private Employment (1997) (Continued)	<u>County</u>	<u>State</u>
Wholesale (1997)	2,330	88,010
Retail (1997)	12,807	388,487
Finance, Insurance, and Real Estate (1997)	2,722	98,110
Services (1997)	15,122	555,848
All Government Employment (1997)	7,863	327,050
Federal Government (Civilian) (1997)	801	37,458
Military (1997)	319	47,922
State & Local Government (1997)	6,743	241,670
State Government (1997)	3,494	85,149
Local Government (1997)	3,249	156,521

These data are from the Regional Economic Information System (REIS) at the U.S. Bureau of Economic Analysis. They were downloaded from University of Virginia Geospatial and Statistical Data Center website at <http://fisher.lib.virginia.edu/>

You can also find data from the REIS at the Government Information Sharing Project at <http://govinfo.kerr.orst.edu/>

SEED (Social and Economic Education for Development) is a program of the Kentucky Cooperative Extension Service at the University of Kentucky. Faculty draw on the resources of the Social and Natural Resources Information Laboratory and professional contacts at the University of Kentucky, other agencies, and community programs throughout the country. For more information contact your local Cooperative Extension office or Dr. Richard C. Maurer, SEED, 500 Garrigus Building, University of Kentucky, Lexington, KY 40546 or call (606) 257-7582.

Educational programs of the Kentucky Cooperative Extension Service serves all people regardless of race, color, age, sex, religion, disability, or national origin.


Social and Economic Education for Development



KENTUCKY: BY THE NUMBERS

~ Employment Update ~

Washington County



Julie N. Zimmerman, Lori Garkovich, and Scott Samson
Rural and Economic Development Programs, Rural Sociology

University of Kentucky, College of Agriculture

October, 1999

With the success of the county profiles used in the series "Welfare Reform: By the Numbers," we decided to provide updates through a new series called "Kentucky: By the Numbers." These updates will be provided on an occasional basis as new data become available. Copies are also available online at the Social, Natural and Agricultural Resources Information Laboratory at <http://snril.ca.uky.edu>

	<u>County</u>	<u>State</u>
Total Full- and Part-Time Employment (1997)	5,427	2,188,577
Wage and Salary Employment (1997)	3,473	1,826,463
Proprietors Employment (1997)	1,954	362,114
Farm Employment (1997)	1,513	113,759
NonFarm Employment (1997)	3,914	2,074,818
Private Employment (1997)	3,369	1,747,768
Agricultural Services, Forestry, Fishing, and Other (1997)	95	25,242
Mining (1997)	28	26,066
Construction (1997)	423	126,016
Manufacturing (1997)	1,117	325,799
Transportation and Public Utilities (1997)	159	114,190

< Continued on back side >

< *Continued from front side* >



Social and Economic Education for Development

KENTUCKY: BY THE NUMBERS
~ **Employment Update** ~



Washington County

Julie N. Zimmerman, Lori Garkovich, and Scott Samson
Rural and Economic Development Programs, Rural Sociology

University of Kentucky, College of Agriculture

October, 1999

Private Employment (1997) (Continued)	<u>County</u>	<u>State</u>
Wholesale (1997)	144	88,010
Retail (1997)	527	388,487
Finance, Insurance, and Real Estate (1997)	120	98,110
Services (1997)	756	555,848
All Government Employment (1997)	545	327,050
Federal Government (Civilian) (1997)	36	37,458
Military (1997)	39	47,922
State & Local Government (1997)	470	241,670
State Government (1997)	59	85,149
Local Government (1997)	411	156,521

These data are from the Regional Economic Information System (REIS) at the U.S. Bureau of Economic Analysis. They were downloaded from University of Virginia Geospatial and Statistical Data Center website at <http://fisher.lib.virginia.edu/>

You can also find data from the REIS at the Government Information Sharing Project at <http://govinfo.kerr.orst.edu/>

SEED (Social and Economic Education for Development) is a program of the Kentucky Cooperative Extension Service at the University of Kentucky. Faculty draw on the resources of the Social and Natural Resources Information Laboratory and professional contacts at the University of Kentucky, other agencies, and community programs throughout the country. For more information contact your local Cooperative Extension office or Dr. Richard C. Maurer, SEED, 500 Garrigus Building, University of Kentucky, Lexington, KY 40546 or call (606) 257-7582.

Educational programs of the Kentucky Cooperative Extension Service serves all people regardless of race, color, age, sex, religion, disability, or national origin.


Social and Economic Education for Development



KENTUCKY: BY THE NUMBERS

~ Employment Update ~

Wayne County



Julie N. Zimmerman, Lori Garkovich, and Scott Samson
Rural and Economic Development Programs, Rural Sociology

University of Kentucky, College of Agriculture

October, 1999

With the success of the county profiles used in the series "Welfare Reform: By the Numbers," we decided to provide updates through a new series called "Kentucky: By the Numbers." These updates will be provided on an occasional basis as new data become available. Copies are also available online at the Social, Natural and Agricultural Resources Information Laboratory at <http://snril.ca.uky.edu>

	<u>County</u>	<u>State</u>
Total Full- and Part-Time Employment (1997)	7,853	2,188,577
Wage and Salary Employment (1997)	5,828	1,826,463
Proprietors Employment (1997)	2,025	362,114
Farm Employment (1997)	1,209	113,759
NonFarm Employment (1997)	6,644	2,074,818
Private Employment (1997)	5,627	1,747,768
Agricultural Services, Forestry, Fishing, and Other (1997)	75	25,242
Mining (1997)	17	26,066
Construction (1997)	273	126,016
Manufacturing (1997)	2,157	325,799
Transportation and Public Utilities (1997)	270	114,190

< Continued on back side >

< *Continued from front side* >



Social and Economic Education for Development

KENTUCKY: BY THE NUMBERS
~ Employment Update ~



Wayne County

Julie N. Zimmerman, Lori Garkovich, and Scott Samson
Rural and Economic Development Programs, Rural Sociology

University of Kentucky, College of Agriculture

October, 1999

Private Employment (1997) (Continued)	<u>County</u>	<u>State</u>
Wholesale (1997)	102	88,010
Retail (1997)	1,241	388,487
Finance, Insurance, and Real Estate (1997)	218	98,110
Services (1997)	1,274	555,848
All Government Employment (1997)	1,017	327,050
Federal Government (Civilian) (1997)	33	37,458
Military (1997)	67	47,922
State & Local Government (1997)	917	241,670
State Government (1997)	169	85,149
Local Government (1997)	748	156,521

These data are from the Regional Economic Information System (REIS) at the U.S. Bureau of Economic Analysis. They were downloaded from University of Virginia Geospatial and Statistical Data Center website at <http://fisher.lib.virginia.edu/>

You can also find data from the REIS at the Government Information Sharing Project at <http://govinfo.kerr.orst.edu/>

SEED (Social and Economic Education for Development) is a program of the Kentucky Cooperative Extension Service at the University of Kentucky. Faculty draw on the resources of the Social and Natural Resources Information Laboratory and professional contacts at the University of Kentucky, other agencies, and community programs throughout the country. For more information contact your local Cooperative Extension office or Dr. Richard C. Maurer, SEED, 500 Garrigus Building, University of Kentucky, Lexington, KY 40546 or call (606) 257-7582.

Educational programs of the Kentucky Cooperative Extension Service serves all people regardless of race, color, age, sex, religion, disability, or national origin.


Social and Economic Education for Development



KENTUCKY: BY THE NUMBERS

~ Employment Update ~

Webster County



Julie N. Zimmerman, Lori Garkovich, and Scott Samson
Rural and Economic Development Programs, Rural Sociology

University of Kentucky, College of Agriculture

October, 1999

With the success of the county profiles used in the series "Welfare Reform: By the Numbers," we decided to provide updates through a new series called "Kentucky: By the Numbers." These updates will be provided on an occasional basis as new data become available. Copies are also available online at the Social, Natural and Agricultural Resources Information Laboratory at <http://snril.ca.uky.edu>

	<u>County</u>	<u>State</u>
Total Full- and Part-Time Employment (1997)	6,127	2,188,577
Wage and Salary Employment (1997)	4,729	1,826,463
Proprietors Employment (1997)	1,398	362,114
Farm Employment (1997)	591	113,759
NonFarm Employment (1997)	5,536	2,074,818
Private Employment (1997)	4,771	1,747,768
Agricultural Services, Forestry, Fishing, and Other (1997)	102	25,242
Mining (1997)	1,021	26,066
Construction (1997)	268	126,016
Manufacturing (1997)	857	325,799
Transportation and Public Utilities (1997)	data n/a	114,190

< Continued on back side >

< *Continued from front side* >



Social and Economic Education for Development

KENTUCKY: BY THE NUMBERS
~ Employment Update ~



Webster County

Julie N. Zimmerman, Lori Garkovich, and Scott Samson
Rural and Economic Development Programs, Rural Sociology

University of Kentucky, College of Agriculture

October, 1999

Private Employment (1997) (Continued)	<u>County</u>	<u>State</u>
Wholesale (1997)	62	88,010
Retail (1997)	840	388,487
Finance, Insurance, and Real Estate (1997)	251	98,110
Services (1997)	data n/a	555,848
All Government Employment (1997)	765	327,050
Federal Government (Civilian) (1997)	41	37,458
Military (1997)	49	47,922
State & Local Government (1997)	675	241,670
State Government (1997)	74	85,149
Local Government (1997)	601	156,521

These data are from the Regional Economic Information System (REIS) at the U.S. Bureau of Economic Analysis. They were downloaded from University of Virginia Geospatial and Statistical Data Center website at <http://fisher.lib.virginia.edu/>

You can also find data from the REIS at the Government Information Sharing Project at <http://govinfo.kerr.orst.edu/>

SEED (Social and Economic Education for Development) is a program of the Kentucky Cooperative Extension Service at the University of Kentucky. Faculty draw on the resources of the Social and Natural Resources Information Laboratory and professional contacts at the University of Kentucky, other agencies, and community programs throughout the country. For more information contact your local Cooperative Extension office or Dr. Richard C. Maurer, SEED, 500 Garrigus Building, University of Kentucky, Lexington, KY 40546 or call (606) 257-7582.

Educational programs of the Kentucky Cooperative Extension Service serves all people regardless of race, color, age, sex, religion, disability, or national origin.


Social and Economic Education for Development



KENTUCKY: BY THE NUMBERS

~ Employment Update ~

Whitley County



Julie N. Zimmerman, Lori Garkovich, and Scott Samson
Rural and Economic Development Programs, Rural Sociology

University of Kentucky, College of Agriculture

October, 1999

With the success of the county profiles used in the series "Welfare Reform: By the Numbers," we decided to provide updates through a new series called "Kentucky: By the Numbers." These updates will be provided on an occasional basis as new data become available. Copies are also available online at the Social, Natural and Agricultural Resources Information Laboratory at <http://snril.ca.uky.edu>

	<u>County</u>	<u>State</u>
Total Full- and Part-Time Employment (1997)	14,999	2,188,577
Wage and Salary Employment (1997)	12,416	1,826,463
Proprietors Employment (1997)	2,583	362,114
Farm Employment (1997)	393	113,759
NonFarm Employment (1997)	14,606	2,074,818
Private Employment (1997)	12,442	1,747,768
Agricultural Services, Forestry, Fishing, and Other (1997)	51	25,242
Mining (1997)	230	26,066
Construction (1997)	810	126,016
Manufacturing (1997)	1,803	325,799
Transportation and Public Utilities (1997)	1,093	114,190

< Continued on back side >

< *Continued from front side* >



Social and Economic Education for Development

KENTUCKY: BY THE NUMBERS
~ Employment Update ~



Whitley County

Julie N. Zimmerman, Lori Garkovich, and Scott Samson
Rural and Economic Development Programs, Rural Sociology

University of Kentucky, College of Agriculture

October, 1999

Private Employment (1997) (Continued)	<u>County</u>	<u>State</u>
Wholesale (1997)	507	88,010
Retail (1997)	2,823	388,487
Finance, Insurance, and Real Estate (1997)	619	98,110
Services (1997)	4,506	555,848
All Government Employment (1997)	2,164	327,050
Federal Government (Civilian) (1997)	113	37,458
Military (1997)	128	47,922
State & Local Government (1997)	1,923	241,670
State Government (1997)	327	85,149
Local Government (1997)	1,596	156,521

These data are from the Regional Economic Information System (REIS) at the U.S. Bureau of Economic Analysis. They were downloaded from University of Virginia Geospatial and Statistical Data Center website at <http://fisher.lib.virginia.edu/>

You can also find data from the REIS at the Government Information Sharing Project at <http://govinfo.kerr.orst.edu/>

SEED (Social and Economic Education for Development) is a program of the Kentucky Cooperative Extension Service at the University of Kentucky. Faculty draw on the resources of the Social and Natural Resources Information Laboratory and professional contacts at the University of Kentucky, other agencies, and community programs throughout the country. For more information contact your local Cooperative Extension office or Dr. Richard C. Maurer, SEED, 500 Garrigus Building, University of Kentucky, Lexington, KY 40546 or call (606) 257-7582.

Educational programs of the Kentucky Cooperative Extension Service serves all people regardless of race, color, age, sex, religion, disability, or national origin.


Social and Economic Education for Development



KENTUCKY: BY THE NUMBERS

~ Employment Update ~

Wolfe County



Julie N. Zimmerman, Lori Garkovich, and Scott Samson
Rural and Economic Development Programs, Rural Sociology

University of Kentucky, College of Agriculture

October, 1999

With the success of the county profiles used in the series "Welfare Reform: By the Numbers," we decided to provide updates through a new series called "Kentucky: By the Numbers." These updates will be provided on an occasional basis as new data become available. Copies are also available online at the Social, Natural and Agricultural Resources Information Laboratory at <http://snril.ca.uky.edu>

	<u>County</u>	<u>State</u>
Total Full- and Part-Time Employment (1997)	2,493	2,188,577
Wage and Salary Employment (1997)	1,577	1,826,463
Proprietors Employment (1997)	916	362,114
Farm Employment (1997)	480	113,759
NonFarm Employment (1997)	2,013	2,074,818
Private Employment (1997)	1,521	1,747,768
Agricultural Services, Forestry, Fishing, and Other (1997)	data n/a	25,242
Mining (1997)	data n/a	26,066
Construction (1997)	79	126,016
Manufacturing (1997)	454	325,799
Transportation and Public Utilities (1997)	80	114,190

< Continued on back side >

< *Continued from front side* >



Social and Economic Education for Development

KENTUCKY: BY THE NUMBERS
~ Employment Update ~



Wolfe County

Julie N. Zimmerman, Lori Garkovich, and Scott Samson
Rural and Economic Development Programs, Rural Sociology

University of Kentucky, College of Agriculture

October, 1999

Private Employment (1997) (Continued)	<u>County</u>	<u>State</u>
Wholesale (1997)	12	88,010
Retail (1997)	362	388,487
Finance, Insurance, and Real Estate (1997)	34	98,110
Services (1997)	472	555,848
All Government Employment (1997)	492	327,050
Federal Government (Civilian) (1997)	32	37,458
Military (1997)	26	47,922
State & Local Government (1997)	434	241,670
State Government (1997)	70	85,149
Local Government (1997)	364	156,521

These data are from the Regional Economic Information System (REIS) at the U.S. Bureau of Economic Analysis. They were downloaded from University of Virginia Geospatial and Statistical Data Center website at <http://fisher.lib.virginia.edu/>

You can also find data from the REIS at the Government Information Sharing Project at <http://govinfo.kerr.orst.edu/>

SEED (Social and Economic Education for Development) is a program of the Kentucky Cooperative Extension Service at the University of Kentucky. Faculty draw on the resources of the Social and Natural Resources Information Laboratory and professional contacts at the University of Kentucky, other agencies, and community programs throughout the country. For more information contact your local Cooperative Extension office or Dr. Richard C. Maurer, SEED, 500 Garrigus Building, University of Kentucky, Lexington, KY 40546 or call (606) 257-7582.

Educational programs of the Kentucky Cooperative Extension Service serves all people regardless of race, color, age, sex, religion, disability, or national origin.


Social and Economic Education for Development



KENTUCKY: BY THE NUMBERS

~ Employment Update ~

Woodford County



Julie N. Zimmerman, Lori Garkovich, and Scott Samson
Rural and Economic Development Programs, Rural Sociology

University of Kentucky, College of Agriculture

October, 1999

With the success of the county profiles used in the series "Welfare Reform: By the Numbers," we decided to provide updates through a new series called "Kentucky: By the Numbers." These updates will be provided on an occasional basis as new data become available. Copies are also available online at the Social, Natural and Agricultural Resources Information Laboratory at <http://snril.ca.uky.edu>

	<u>County</u>	<u>State</u>
Total Full- and Part-Time Employment (1997)	14,443	2,188,577
Wage and Salary Employment (1997)	11,431	1,826,463
Proprietors Employment (1997)	3,012	362,114
Farm Employment (1997)	1,628	113,759
NonFarm Employment (1997)	12,815	2,074,818
Private Employment (1997)	11,728	1,747,768
Agricultural Services, Forestry, Fishing, and Other (1997)	1,619	25,242
Mining (1997)	30	26,066
Construction (1997)	729	126,016
Manufacturing (1997)	3,902	325,799
Transportation and Public Utilities (1997)	222	114,190

< Continued on back side >

< *Continued from front side* >



Social and Economic Education for Development

KENTUCKY: BY THE NUMBERS
~ Employment Update ~



Woodford County

Julie N. Zimmerman, Lori Garkovich, and Scott Samson
Rural and Economic Development Programs, Rural Sociology

University of Kentucky, College of Agriculture

October, 1999

Private Employment (1997) (Continued)	<u>County</u>	<u>State</u>
Wholesale (1997)	301	88,010
Retail (1997)	1,623	388,487
Finance, Insurance, and Real Estate (1997)	436	98,110
Services (1997)	2,866	555,848
All Government Employment (1997)	1,087	327,050
Federal Government (Civilian) (1997)	48	37,458
Military (1997)	81	47,922
State & Local Government (1997)	958	241,670
State Government (1997)	69	85,149
Local Government (1997)	889	156,521

These data are from the Regional Economic Information System (REIS) at the U.S. Bureau of Economic Analysis. They were downloaded from University of Virginia Geospatial and Statistical Data Center website at <http://fisher.lib.virginia.edu/>

You can also find data from the REIS at the Government Information Sharing Project at <http://govinfo.kerr.orst.edu/>

SEED (Social and Economic Education for Development) is a program of the Kentucky Cooperative Extension Service at the University of Kentucky. Faculty draw on the resources of the Social and Natural Resources Information Laboratory and professional contacts at the University of Kentucky, other agencies, and community programs throughout the country. For more information contact your local Cooperative Extension office or Dr. Richard C. Maurer, SEED, 500 Garrigus Building, University of Kentucky, Lexington, KY 40546 or call (606) 257-7582.

Educational programs of the Kentucky Cooperative Extension Service serves all people regardless of race, color, age, sex, religion, disability, or national origin.