


Social and Economic Education for Development



KENTUCKY: BY THE NUMBERS

~ Employment Update ~

Nelson County



Julie N. Zimmerman, Lori Garkovich, and Scott Samson
Rural and Economic Development Programs, Rural Sociology

University of Kentucky, College of Agriculture

October, 1999

With the success of the county profiles used in the series "Welfare Reform: By the Numbers," we decided to provide updates through a new series called "Kentucky: By the Numbers." These updates will be provided on an occasional basis as new data become available. Copies are also available online at the Social, Natural and Agricultural Resources Information Laboratory at <http://snril.ca.uky.edu>

	<u>County</u>	<u>State</u>
Total Full- and Part-Time Employment (1997)	17,402	2,188,577
Wage and Salary Employment (1997)	13,418	1,826,463
Proprietors Employment (1997)	3,984	362,114
Farm Employment (1997)	1,754	113,759
NonFarm Employment (1997)	15,648	2,074,818
Private Employment (1997)	14,075	1,747,768
Agricultural Services, Forestry, Fishing, and Other (1997)	169	25,242
Mining (1997)	35	26,066
Construction (1997)	1,744	126,016
Manufacturing (1997)	4,257	325,799
Transportation and Public Utilities (1997)	597	114,190

< Continued on back side >

< *Continued from front side* >



Social and Economic Education for Development

KENTUCKY: BY THE NUMBERS
~ Employment Update ~



Nelson County

Julie N. Zimmerman, Lori Garkovich, and Scott Samson
Rural and Economic Development Programs, Rural Sociology

University of Kentucky, College of Agriculture

October, 1999

Private Employment (1997) (Continued)	<u>County</u>	<u>State</u>
Wholesale (1997)	418	88,010
Retail (1997)	2,947	388,487
Finance, Insurance, and Real Estate (1997)	571	98,110
Services (1997)	3,337	555,848
All Government Employment (1997)	1,573	327,050
Federal Government (Civilian) (1997)	81	37,458
Military (1997)	127	47,922
State & Local Government (1997)	1,365	241,670
State Government (1997)	174	85,149
Local Government (1997)	1,191	156,521

These data are from the Regional Economic Information System (REIS) at the U.S. Bureau of Economic Analysis. They were downloaded from University of Virginia Geospatial and Statistical Data Center website at <http://fisher.lib.virginia.edu/>

You can also find data from the REIS at the Government Information Sharing Project at <http://govinfo.kerr.orst.edu/>

SEED (Social and Economic Education for Development) is a program of the Kentucky Cooperative Extension Service at the University of Kentucky. Faculty draw on the resources of the Social and Natural Resources Information Laboratory and professional contacts at the University of Kentucky, other agencies, and community programs throughout the country. For more information contact your local Cooperative Extension office or Dr. Richard C. Maurer, SEED, 500 Garrigus Building, University of Kentucky, Lexington, KY 40546 or call (606) 257-7582.

Educational programs of the Kentucky Cooperative Extension Service serves all people regardless of race, color, age, sex, religion, disability, or national origin.


Social and Economic Education for Development



KENTUCKY: BY THE NUMBERS

~ Employment Update ~

Nicholas County



Julie N. Zimmerman, Lori Garkovich, and Scott Samson
Rural and Economic Development Programs, Rural Sociology

University of Kentucky, College of Agriculture

October, 1999

With the success of the county profiles used in the series "Welfare Reform: By the Numbers," we decided to provide updates through a new series called "Kentucky: By the Numbers." These updates will be provided on an occasional basis as new data become available. Copies are also available online at the Social, Natural and Agricultural Resources Information Laboratory at <http://snril.ca.uky.edu>

	<u>County</u>	<u>State</u>
Total Full- and Part-Time Employment (1997)	3,131	2,188,577
Wage and Salary Employment (1997)	1,894	1,826,463
Proprietors Employment (1997)	1,237	362,114
Farm Employment (1997)	832	113,759
NonFarm Employment (1997)	2,299	2,074,818
Private Employment (1997)	1,920	1,747,768
Agricultural Services, Forestry, Fishing, and Other (1997)	73	25,242
Mining (1997)	data n/a	26,066
Construction (1997)	168	126,016
Manufacturing (1997)	777	325,799
Transportation and Public Utilities (1997)	19	114,190

< Continued on back side >

< *Continued from front side* >



Social and Economic Education for Development

KENTUCKY: BY THE NUMBERS
~ Employment Update ~



Nicholas County

Julie N. Zimmerman, Lori Garkovich, and Scott Samson
Rural and Economic Development Programs, Rural Sociology

University of Kentucky, College of Agriculture

October, 1999

Private Employment (1997) (Continued)	<u>County</u>	<u>State</u>
Wholesale (1997)	11	88,010
Retail (1997)	267	388,487
Finance, Insurance, and Real Estate (1997)	82	98,110
Services (1997)	521	555,848
All Government Employment (1997)	379	327,050
Federal Government (Civilian) (1997)	18	37,458
Military (1997)	25	47,922
State & Local Government (1997)	336	241,670
State Government (1997)	36	85,149
Local Government (1997)	300	156,521

These data are from the Regional Economic Information System (REIS) at the U.S. Bureau of Economic Analysis. They were downloaded from University of Virginia Geospatial and Statistical Data Center website at <http://fisher.lib.virginia.edu/>

You can also find data from the REIS at the Government Information Sharing Project at <http://govinfo.kerr.orst.edu/>


SEED (Social and Economic Education for Development) is a program of the Kentucky Cooperative Extension Service at the University of Kentucky. Faculty draw on the resources of the Social and Natural Resources Information Laboratory and professional contacts at the University of Kentucky, other agencies, and community programs throughout the country. For more information contact your local Cooperative Extension office or Dr. Richard C. Maurer, SEED, 500 Garrigus Building, University of Kentucky, Lexington, KY 40546 or call (606) 257-7582.

Educational programs of the Kentucky Cooperative Extension Service serves all people regardless of race, color, age, sex, religion, disability, or national origin.

Social and Economic Education for Development



KENTUCKY: BY THE NUMBERS
~ Employment Update ~



Ohio County

Julie N. Zimmerman, Lori Garkovich, and Scott Samson
Rural and Economic Development Programs, Rural Sociology

University of Kentucky, College of Agriculture

October, 1999

With the success of the county profiles used in the series "Welfare Reform: By the Numbers," we decided to provide updates through a new series called "Kentucky: By the Numbers." These updates will be provided on an occasional basis as new data become available. Copies are also available online at the Social, Natural and Agricultural Resources Information Laboratory at <http://snril.ca.uky.edu>

	<u>County</u>	<u>State</u>
Total Full- and Part-Time Employment (1997)	9,079	2,188,577
Wage and Salary Employment (1997)	6,663	1,826,463
Proprietors Employment (1997)	2,416	362,114
Farm Employment (1997)	1,169	113,759
NonFarm Employment (1997)	7,910	2,074,818
Private Employment (1997)	6,354	1,747,768
Agricultural Services, Forestry, Fishing, and Other (1997)	92	25,242
Mining (1997)	305	26,066
Construction (1997)	433	126,016
Manufacturing (1997)	2,158	325,799
Transportation and Public Utilities (1997)	378	114,190

< Continued on back side >

< *Continued from front side* >



Social and Economic Education for Development

KENTUCKY: BY THE NUMBERS
~ Employment Update ~



Ohio County

Julie N. Zimmerman, Lori Garkovich, and Scott Samson
Rural and Economic Development Programs, Rural Sociology

University of Kentucky, College of Agriculture

October, 1999

Private Employment (1997) (Continued)	<u>County</u>	<u>State</u>
Wholesale (1997)	134	88,010
Retail (1997)	1,300	388,487
Finance, Insurance, and Real Estate (1997)	214	98,110
Services (1997)	1,340	555,848
All Government Employment (1997)	1,556	327,050
Federal Government (Civilian) (1997)	89	37,458
Military (1997)	79	47,922
State & Local Government (1997)	1,388	241,670
State Government (1997)	137	85,149
Local Government (1997)	1,251	156,521

These data are from the Regional Economic Information System (REIS) at the U.S. Bureau of Economic Analysis. They were downloaded from University of Virginia Geospatial and Statistical Data Center website at <http://fisher.lib.virginia.edu/>

You can also find data from the REIS at the Government Information Sharing Project at <http://govinfo.kerr.orst.edu/>

SEED (Social and Economic Education for Development) is a program of the Kentucky Cooperative Extension Service at the University of Kentucky. Faculty draw on the resources of the Social and Natural Resources Information Laboratory and professional contacts at the University of Kentucky, other agencies, and community programs throughout the country. For more information contact your local Cooperative Extension office or Dr. Richard C. Maurer, SEED, 500 Garrigus Building, University of Kentucky, Lexington, KY 40546 or call (606) 257-7582.

Educational programs of the Kentucky Cooperative Extension Service serves all people regardless of race, color, age, sex, religion, disability, or national origin.


Social and Economic Education for Development



KENTUCKY: BY THE NUMBERS

~ Employment Update ~

Oldham County



Julie N. Zimmerman, Lori Garkovich, and Scott Samson
Rural and Economic Development Programs, Rural Sociology

University of Kentucky, College of Agriculture

October, 1999

With the success of the county profiles used in the series "Welfare Reform: By the Numbers," we decided to provide updates through a new series called "Kentucky: By the Numbers." These updates will be provided on an occasional basis as new data become available. Copies are also available online at the Social, Natural and Agricultural Resources Information Laboratory at <http://snril.ca.uky.edu>

	<u>County</u>	<u>State</u>
Total Full- and Part-Time Employment (1997)	16,542	2,188,577
Wage and Salary Employment (1997)	12,363	1,826,463
Proprietors Employment (1997)	4,179	362,114
Farm Employment (1997)	717	113,759
NonFarm Employment (1997)	15,825	2,074,818
Private Employment (1997)	12,801	1,747,768
Agricultural Services, Forestry, Fishing, and Other (1997)	554	25,242
Mining (1997)	70	26,066
Construction (1997)	1,897	126,016
Manufacturing (1997)	1,349	325,799
Transportation and Public Utilities (1997)	213	114,190

< Continued on back side >

< *Continued from front side* >



Social and Economic Education for Development

KENTUCKY: BY THE NUMBERS
~ Employment Update ~



Oldham County

Julie N. Zimmerman, Lori Garkovich, and Scott Samson
Rural and Economic Development Programs, Rural Sociology

University of Kentucky, College of Agriculture

October, 1999

Private Employment (1997) (Continued)	<u>County</u>	<u>State</u>
Wholesale (1997)	551	88,010
Retail (1997)	2,835	388,487
Finance, Insurance, and Real Estate (1997)	1,120	98,110
Services (1997)	4,212	555,848
All Government Employment (1997)	3,024	327,050
Federal Government (Civilian) (1997)	67	37,458
Military (1997)	156	47,922
State & Local Government (1997)	2,801	241,670
State Government (1997)	1,397	85,149
Local Government (1997)	1,404	156,521

These data are from the Regional Economic Information System (REIS) at the U.S. Bureau of Economic Analysis. They were downloaded from University of Virginia Geospatial and Statistical Data Center website at <http://fisher.lib.virginia.edu/>

You can also find data from the REIS at the Government Information Sharing Project at <http://govinfo.kerr.orst.edu/>


SEED (Social and Economic Education for Development) is a program of the Kentucky Cooperative Extension Service at the University of Kentucky. Faculty draw on the resources of the Social and Natural Resources Information Laboratory and professional contacts at the University of Kentucky, other agencies, and community programs throughout the country. For more information contact your local Cooperative Extension office or Dr. Richard C. Maurer, SEED, 500 Garrigus Building, University of Kentucky, Lexington, KY 40546 or call (606) 257-7582.

Educational programs of the Kentucky Cooperative Extension Service serves all people regardless of race, color, age, sex, religion, disability, or national origin.

Social and Economic Education for Development



KENTUCKY: BY THE NUMBERS
~ Employment Update ~



Owen County

Julie N. Zimmerman, Lori Garkovich, and Scott Samson
Rural and Economic Development Programs, Rural Sociology

University of Kentucky, College of Agriculture

October, 1999

With the success of the county profiles used in the series "Welfare Reform: By the Numbers," we decided to provide updates through a new series called "Kentucky: By the Numbers." These updates will be provided on an occasional basis as new data become available. Copies are also available online at the Social, Natural and Agricultural Resources Information Laboratory at <http://snril.ca.uky.edu>

	<u>County</u>	<u>State</u>
Total Full- and Part-Time Employment (1997)	3,700	2,188,577
Wage and Salary Employment (1997)	2,077	1,826,463
Proprietors Employment (1997)	1,623	362,114
Farm Employment (1997)	1,214	113,759
NonFarm Employment (1997)	2,486	2,074,818
Private Employment (1997)	1,972	1,747,768
Agricultural Services, Forestry, Fishing, and Other (1997)	64	25,242
Mining (1997)	-	26,066
Construction (1997)	272	126,016
Manufacturing (1997)	249	325,799
Transportation and Public Utilities (1997)	179	114,190

< Continued on back side >

< *Continued from front side* >



Social and Economic Education for Development

KENTUCKY: BY THE NUMBERS
~ Employment Update ~



Owen County

Julie N. Zimmerman, Lori Garkovich, and Scott Samson
Rural and Economic Development Programs, Rural Sociology

University of Kentucky, College of Agriculture

October, 1999

Private Employment (1997) (Continued)	<u>County</u>	<u>State</u>
Wholesale (1997)	41	88,010
Retail (1997)	337	388,487
Finance, Insurance, and Real Estate (1997)	115	98,110
Services (1997)	715	555,848
All Government Employment (1997)	514	327,050
Federal Government (Civilian) (1997)	26	37,458
Military (1997)	36	47,922
State & Local Government (1997)	452	241,670
State Government (1997)	49	85,149
Local Government (1997)	403	156,521

These data are from the Regional Economic Information System (REIS) at the U.S. Bureau of Economic Analysis. They were downloaded from University of Virginia Geospatial and Statistical Data Center website at <http://fisher.lib.virginia.edu/>

You can also find data from the REIS at the Government Information Sharing Project at <http://govinfo.kerr.orst.edu/>

SEED (Social and Economic Education for Development) is a program of the Kentucky Cooperative Extension Service at the University of Kentucky. Faculty draw on the resources of the Social and Natural Resources Information Laboratory and professional contacts at the University of Kentucky, other agencies, and community programs throughout the country. For more information contact your local Cooperative Extension office or Dr. Richard C. Maurer, SEED, 500 Garrigus Building, University of Kentucky, Lexington, KY 40546 or call (606) 257-7582.

Educational programs of the Kentucky Cooperative Extension Service serves all people regardless of race, color, age, sex, religion, disability, or national origin.


Social and Economic Education for Development



KENTUCKY: BY THE NUMBERS

~ Employment Update ~

Owsley County



Julie N. Zimmerman, Lori Garkovich, and Scott Samson
Rural and Economic Development Programs, Rural Sociology

University of Kentucky, College of Agriculture

October, 1999

With the success of the county profiles used in the series "Welfare Reform: By the Numbers," we decided to provide updates through a new series called "Kentucky: By the Numbers." These updates will be provided on an occasional basis as new data become available. Copies are also available online at the Social, Natural and Agricultural Resources Information Laboratory at <http://snril.ca.uky.edu>

	<u>County</u>	<u>State</u>
Total Full- and Part-Time Employment (1997)	1,374	2,188,577
Wage and Salary Employment (1997)	749	1,826,463
Proprietors Employment (1997)	625	362,114
Farm Employment (1997)	376	113,759
NonFarm Employment (1997)	998	2,074,818
Private Employment (1997)	650	1,747,768
Agricultural Services, Forestry, Fishing, and Other (1997)	data n/a	25,242
Mining (1997)	data n/a	26,066
Construction (1997)	51	126,016
Manufacturing (1997)	36	325,799
Transportation and Public Utilities (1997)	51	114,190

< Continued on back side >

< *Continued from front side* >



Social and Economic Education for Development

KENTUCKY: BY THE NUMBERS
~ Employment Update ~



Owsley County

Julie N. Zimmerman, Lori Garkovich, and Scott Samson
Rural and Economic Development Programs, Rural Sociology

University of Kentucky, College of Agriculture

October, 1999

Private Employment (1997) (Continued)

	<u>County</u>	<u>State</u>
Wholesale (1997)	data n/a	88,010
Retail (1997)	191	388,487
Finance, Insurance, and Real Estate (1997)	data n/a	98,110
Services (1997)	291	555,848

All Government Employment (1997)

	348	327,050
Federal Government (Civilian) (1997)	17	37,458
Military (1997)	19	47,922
State & Local Government (1997)	312	241,670
State Government (1997)	38	85,149
Local Government (1997)	274	156,521

These data are from the Regional Economic Information System (REIS) at the U.S. Bureau of Economic Analysis. They were downloaded from University of Virginia Geospatial and Statistical Data Center website at <http://fisher.lib.virginia.edu/>

You can also find data from the REIS at the Government Information Sharing Project at <http://govinfo.kerr.orst.edu/>

SEED (Social and Economic Education for Development) is a program of the Kentucky Cooperative Extension Service at the University of Kentucky. Faculty draw on the resources of the Social and Natural Resources Information Laboratory and professional contacts at the University of Kentucky, other agencies, and community programs throughout the country. For more information contact your local Cooperative Extension office or Dr. Richard C. Maurer, SEED, 500 Garrigus Building, University of Kentucky, Lexington, KY 40546 or call (606) 257-7582.

Educational programs of the Kentucky Cooperative Extension Service serves all people regardless of race, color, age, sex, religion, disability, or national origin.


Social and Economic Education for Development



KENTUCKY: BY THE NUMBERS

~ Employment Update ~

Pendleton County



Julie N. Zimmerman, Lori Garkovich, and Scott Samson
Rural and Economic Development Programs, Rural Sociology

University of Kentucky, College of Agriculture

October, 1999

With the success of the county profiles used in the series “Welfare Reform: By the Numbers,” we decided to provide updates through a new series called “Kentucky: By the Numbers.” These updates will be provided on an occasional basis as new data become available. Copies are also available online at the Social, Natural and Agricultural Resources Information Laboratory at <http://snril.ca.uky.edu>

	<u>County</u>	<u>State</u>
Total Full- and Part-Time Employment (1997)	4,502	2,188,577
Wage and Salary Employment (1997)	2,650	1,826,463
Proprietors Employment (1997)	1,852	362,114
Farm Employment (1997)	1,064	113,759
NonFarm Employment (1997)	3,438	2,074,818
Private Employment (1997)	2,803	1,747,768
Agricultural Services, Forestry, Fishing, and Other (1997)	96	25,242
Mining (1997)	data n/a	26,066
Construction (1997)	287	126,016
Manufacturing (1997)	455	325,799
Transportation and Public Utilities (1997)	167	114,190

< Continued on back side >

< *Continued from front side* >



Social and Economic Education for Development

KENTUCKY: BY THE NUMBERS
~ Employment Update ~



Pendleton County

Julie N. Zimmerman, Lori Garkovich, and Scott Samson
Rural and Economic Development Programs, Rural Sociology

University of Kentucky, College of Agriculture

October, 1999

Private Employment (1997) (Continued)	<u>County</u>	<u>State</u>
Wholesale (1997)	58	88,010
Retail (1997)	525	388,487
Finance, Insurance, and Real Estate (1997)	182	98,110
Services (1997)	data n/a	555,848
All Government Employment (1997)	635	327,050
Federal Government (Civilian) (1997)	30	37,458
Military (1997)	50	47,922
State & Local Government (1997)	555	241,670
State Government (1997)	85	85,149
Local Government (1997)	470	156,521

These data are from the Regional Economic Information System (REIS) at the U.S. Bureau of Economic Analysis. They were downloaded from University of Virginia Geospatial and Statistical Data Center website at <http://fisher.lib.virginia.edu/>

You can also find data from the REIS at the Government Information Sharing Project at <http://govinfo.kerr.orst.edu/>


SEED (Social and Economic Education for Development) is a program of the Kentucky Cooperative Extension Service at the University of Kentucky. Faculty draw on the resources of the Social and Natural Resources Information Laboratory and professional contacts at the University of Kentucky, other agencies, and community programs throughout the country. For more information contact your local Cooperative Extension office or Dr. Richard C. Maurer, SEED, 500 Garrigus Building, University of Kentucky, Lexington, KY 40546 or call (606) 257-7582.

Educational programs of the Kentucky Cooperative Extension Service serves all people regardless of race, color, age, sex, religion, disability, or national origin.

Social and Economic Education for Development



KENTUCKY: BY THE NUMBERS
~ Employment Update ~



Perry County

Julie N. Zimmerman, Lori Garkovich, and Scott Samson
Rural and Economic Development Programs, Rural Sociology

University of Kentucky, College of Agriculture

October, 1999

With the success of the county profiles used in the series "Welfare Reform: By the Numbers," we decided to provide updates through a new series called "Kentucky: By the Numbers." These updates will be provided on an occasional basis as new data become available. Copies are also available online at the Social, Natural and Agricultural Resources Information Laboratory at <http://snril.ca.uky.edu>

	<u>County</u>	<u>State</u>
Total Full- and Part-Time Employment (1997)	14,142	2,188,577
Wage and Salary Employment (1997)	12,176	1,826,463
Proprietors Employment (1997)	1,966	362,114
Farm Employment (1997)	57	113,759
NonFarm Employment (1997)	14,085	2,074,818
Private Employment (1997)	11,450	1,747,768
Agricultural Services, Forestry, Fishing, and Other (1997)	67	25,242
Mining (1997)	1,203	26,066
Construction (1997)	529	126,016
Manufacturing (1997)	560	325,799
Transportation and Public Utilities (1997)	1,069	114,190

< Continued on back side >

< *Continued from front side* >



Social and Economic Education for Development

KENTUCKY: BY THE NUMBERS
~ Employment Update ~



Perry County

Julie N. Zimmerman, Lori Garkovich, and Scott Samson
Rural and Economic Development Programs, Rural Sociology

University of Kentucky, College of Agriculture

October, 1999

Private Employment (1997) (Continued)	<u>County</u>	<u>State</u>
Wholesale (1997)	517	88,010
Retail (1997)	3,215	388,487
Finance, Insurance, and Real Estate (1997)	423	98,110
Services (1997)	3,867	555,848
All Government Employment (1997)	2,635	327,050
Federal Government (Civilian) (1997)	151	37,458
Military (1997)	112	47,922
State & Local Government (1997)	2,372	241,670
State Government (1997)	736	85,149
Local Government (1997)	1,636	156,521

These data are from the Regional Economic Information System (REIS) at the U.S. Bureau of Economic Analysis. They were downloaded from University of Virginia Geospatial and Statistical Data Center website at <http://fisher.lib.virginia.edu/>

You can also find data from the REIS at the Government Information Sharing Project at <http://govinfo.kerr.orst.edu/>


SEED (Social and Economic Education for Development) is a program of the Kentucky Cooperative Extension Service at the University of Kentucky. Faculty draw on the resources of the Social and Natural Resources Information Laboratory and professional contacts at the University of Kentucky, other agencies, and community programs throughout the country. For more information contact your local Cooperative Extension office or Dr. Richard C. Maurer, SEED, 500 Garrigus Building, University of Kentucky, Lexington, KY 40546 or call (606) 257-7582.

Educational programs of the Kentucky Cooperative Extension Service serves all people regardless of race, color, age, sex, religion, disability, or national origin.

Social and Economic Education for Development



KENTUCKY: BY THE NUMBERS
~ Employment Update ~



Pike County

Julie N. Zimmerman, Lori Garkovich, and Scott Samson
Rural and Economic Development Programs, Rural Sociology

University of Kentucky, College of Agriculture

October, 1999

With the success of the county profiles used in the series "Welfare Reform: By the Numbers," we decided to provide updates through a new series called "Kentucky: By the Numbers." These updates will be provided on an occasional basis as new data become available. Copies are also available online at the Social, Natural and Agricultural Resources Information Laboratory at <http://snril.ca.uky.edu>

	<u>County</u>	<u>State</u>
Total Full- and Part-Time Employment (1997)	30,605	2,188,577
Wage and Salary Employment (1997)	26,221	1,826,463
Proprietors Employment (1997)	4,384	362,114
Farm Employment (1997)	58	113,759
NonFarm Employment (1997)	30,547	2,074,818
Private Employment (1997)	26,647	1,747,768
Agricultural Services, Forestry, Fishing, and Other (1997)	209	25,242
Mining (1997)	5,236	26,066
Construction (1997)	1,111	126,016
Manufacturing (1997)	759	325,799
Transportation and Public Utilities (1997)	2,255	114,190

< Continued on back side >

< *Continued from front side* >



Social and Economic Education for Development

KENTUCKY: BY THE NUMBERS
~ Employment Update ~



Pike County

Julie N. Zimmerman, Lori Garkovich, and Scott Samson
Rural and Economic Development Programs, Rural Sociology

University of Kentucky, College of Agriculture

October, 1999

Private Employment (1997) (Continued)	<u>County</u>	<u>State</u>
Wholesale (1997)	872	88,010
Retail (1997)	7,142	388,487
Finance, Insurance, and Real Estate (1997)	1,125	98,110
Services (1997)	7,938	555,848
All Government Employment (1997)	3,900	327,050
Federal Government (Civilian) (1997)	303	37,458
Military (1997)	262	47,922
State & Local Government (1997)	3,335	241,670
State Government (1997)	638	85,149
Local Government (1997)	2,697	156,521

These data are from the Regional Economic Information System (REIS) at the U.S. Bureau of Economic Analysis. They were downloaded from University of Virginia Geospatial and Statistical Data Center website at <http://fisher.lib.virginia.edu/>

You can also find data from the REIS at the Government Information Sharing Project at <http://govinfo.kerr.orst.edu/>

SEED (Social and Economic Education for Development) is a program of the Kentucky Cooperative Extension Service at the University of Kentucky. Faculty draw on the resources of the Social and Natural Resources Information Laboratory and professional contacts at the University of Kentucky, other agencies, and community programs throughout the country. For more information contact your local Cooperative Extension office or Dr. Richard C. Maurer, SEED, 500 Garrigus Building, University of Kentucky, Lexington, KY 40546 or call (606) 257-7582.

Educational programs of the Kentucky Cooperative Extension Service serves all people regardless of race, color, age, sex, religion, disability, or national origin.


Social and Economic Education for Development



KENTUCKY: BY THE NUMBERS

~ Employment Update ~

Powell County



Julie N. Zimmerman, Lori Garkovich, and Scott Samson
Rural and Economic Development Programs, Rural Sociology

University of Kentucky, College of Agriculture

October, 1999

With the success of the county profiles used in the series "Welfare Reform: By the Numbers," we decided to provide updates through a new series called "Kentucky: By the Numbers." These updates will be provided on an occasional basis as new data become available. Copies are also available online at the Social, Natural and Agricultural Resources Information Laboratory at <http://snril.ca.uky.edu>

	<u>County</u>	<u>State</u>
Total Full- and Part-Time Employment (1997)	4,966	2,188,577
Wage and Salary Employment (1997)	3,590	1,826,463
Proprietors Employment (1997)	1,376	362,114
Farm Employment (1997)	398	113,759
NonFarm Employment (1997)	4,568	2,074,818
Private Employment (1997)	3,790	1,747,768
Agricultural Services, Forestry, Fishing, and Other (1997)	52	25,242
Mining (1997)	36	26,066
Construction (1997)	287	126,016
Manufacturing (1997)	1,377	325,799
Transportation and Public Utilities (1997)	249	114,190

< Continued on back side >

< *Continued from front side* >



Social and Economic Education for Development

KENTUCKY: BY THE NUMBERS
~ Employment Update ~



Powell County

Julie N. Zimmerman, Lori Garkovich, and Scott Samson
Rural and Economic Development Programs, Rural Sociology

University of Kentucky, College of Agriculture

October, 1999

Private Employment (1997) (Continued)	<u>County</u>	<u>State</u>
Wholesale (1997)	84	88,010
Retail (1997)	807	388,487
Finance, Insurance, and Real Estate (1997)	107	98,110
Services (1997)	791	555,848
All Government Employment (1997)	778	327,050
Federal Government (Civilian) (1997)	44	37,458
Military (1997)	45	47,922
State & Local Government (1997)	689	241,670
State Government (1997)	168	85,149
Local Government (1997)	521	156,521

These data are from the Regional Economic Information System (REIS) at the U.S. Bureau of Economic Analysis. They were downloaded from University of Virginia Geospatial and Statistical Data Center website at <http://fisher.lib.virginia.edu/>

You can also find data from the REIS at the Government Information Sharing Project at <http://govinfo.kerr.orst.edu/>

SEED (Social and Economic Education for Development) is a program of the Kentucky Cooperative Extension Service at the University of Kentucky. Faculty draw on the resources of the Social and Natural Resources Information Laboratory and professional contacts at the University of Kentucky, other agencies, and community programs throughout the country. For more information contact your local Cooperative Extension office or Dr. Richard C. Maurer, SEED, 500 Garrigus Building, University of Kentucky, Lexington, KY 40546 or call (606) 257-7582.

Educational programs of the Kentucky Cooperative Extension Service serves all people regardless of race, color, age, sex, religion, disability, or national origin.


Social and Economic Education for Development



KENTUCKY: BY THE NUMBERS

~ Employment Update ~

Pulaski County



Julie N. Zimmerman, Lori Garkovich, and Scott Samson
Rural and Economic Development Programs, Rural Sociology

University of Kentucky, College of Agriculture

October, 1999

With the success of the county profiles used in the series "Welfare Reform: By the Numbers," we decided to provide updates through a new series called "Kentucky: By the Numbers." These updates will be provided on an occasional basis as new data become available. Copies are also available online at the Social, Natural and Agricultural Resources Information Laboratory at <http://snril.ca.uky.edu>

	<u>County</u>	<u>State</u>
Total Full- and Part-Time Employment (1997)	30,872	2,188,577
Wage and Salary Employment (1997)	24,512	1,826,463
Proprietors Employment (1997)	6,360	362,114
Farm Employment (1997)	2,360	113,759
NonFarm Employment (1997)	28,512	2,074,818
Private Employment (1997)	24,527	1,747,768
Agricultural Services, Forestry, Fishing, and Other (1997)	258	25,242
Mining (1997)	131	26,066
Construction (1997)	1,729	126,016
Manufacturing (1997)	5,033	325,799
Transportation and Public Utilities (1997)	1,833	114,190

< Continued on back side >

< *Continued from front side* >



Social and Economic Education for Development

KENTUCKY: BY THE NUMBERS
~ Employment Update ~



Pulaski County

Julie N. Zimmerman, Lori Garkovich, and Scott Samson
Rural and Economic Development Programs, Rural Sociology

University of Kentucky, College of Agriculture

October, 1999

Private Employment (1997) (Continued)	<u>County</u>	<u>State</u>
Wholesale (1997)	1,545	88,010
Retail (1997)	5,765	388,487
Finance, Insurance, and Real Estate (1997)	1,142	98,110
Services (1997)	7,091	555,848
All Government Employment (1997)	3,985	327,050
Federal Government (Civilian) (1997)	191	37,458
Military (1997)	201	47,922
State & Local Government (1997)	3,593	241,670
State Government (1997)	1,507	85,149
Local Government (1997)	2,086	156,521

These data are from the Regional Economic Information System (REIS) at the U.S. Bureau of Economic Analysis. They were downloaded from University of Virginia Geospatial and Statistical Data Center website at <http://fisher.lib.virginia.edu/>

You can also find data from the REIS at the Government Information Sharing Project at <http://govinfo.kerr.orst.edu/>

SEED (Social and Economic Education for Development) is a program of the Kentucky Cooperative Extension Service at the University of Kentucky. Faculty draw on the resources of the Social and Natural Resources Information Laboratory and professional contacts at the University of Kentucky, other agencies, and community programs throughout the country. For more information contact your local Cooperative Extension office or Dr. Richard C. Maurer, SEED, 500 Garrigus Building, University of Kentucky, Lexington, KY 40546 or call (606) 257-7582.

Educational programs of the Kentucky Cooperative Extension Service serves all people regardless of race, color, age, sex, religion, disability, or national origin.


Social and Economic Education for Development



KENTUCKY: BY THE NUMBERS

~ Employment Update ~

Robertson County



Julie N. Zimmerman, Lori Garkovich, and Scott Samson
Rural and Economic Development Programs, Rural Sociology

University of Kentucky, College of Agriculture

October, 1999

With the success of the county profiles used in the series “Welfare Reform: By the Numbers,” we decided to provide updates through a new series called “Kentucky: By the Numbers.” These updates will be provided on an occasional basis as new data become available. Copies are also available online at the Social, Natural and Agricultural Resources Information Laboratory at <http://snril.ca.uky.edu>

	<u>County</u>	<u>State</u>
Total Full- and Part-Time Employment (1997)	882	2,188,577
Wage and Salary Employment (1997)	410	1,826,463
Proprietors Employment (1997)	472	362,114
Farm Employment (1997)	397	113,759
NonFarm Employment (1997)	485	2,074,818
Private Employment (1997)	343	1,747,768
Agricultural Services, Forestry, Fishing, and Other (1997)	13	25,242
Mining (1997)	-	26,066
Construction (1997)	17	126,016
Manufacturing (1997)	data n/a	325,799
Transportation and Public Utilities (1997)	data n/a	114,190

< Continued on back side >

< *Continued from front side* >



Social and Economic Education for Development

KENTUCKY: BY THE NUMBERS
~ Employment Update ~



Robertson County

Julie N. Zimmerman, Lori Garkovich, and Scott Samson
Rural and Economic Development Programs, Rural Sociology

University of Kentucky, College of Agriculture

October, 1999

Private Employment (1997) (Continued)

	<u>County</u>	<u>State</u>
Wholesale (1997)	data n/a	88,010
Retail (1997)	68	388,487
Finance, Insurance, and Real Estate (1997)	data n/a	98,110
Services (1997)	172	555,848

All Government Employment (1997)

142 **327,050**

Federal Government (Civilian) (1997)	data n/a	37,458
Military (1997)	data n/a	47,922
State & Local Government (1997)	129	241,670
State Government (1997)	39	85,149
Local Government (1997)	90	156,521

These data are from the Regional Economic Information System (REIS) at the U.S. Bureau of Economic Analysis. They were downloaded from University of Virginia Geospatial and Statistical Data Center website at <http://fisher.lib.virginia.edu/>

You can also find data from the REIS at the Government Information Sharing Project at <http://govinfo.kerr.orst.edu/>

SEED (Social and Economic Education for Development) is a program of the Kentucky Cooperative Extension Service at the University of Kentucky. Faculty draw on the resources of the Social and Natural Resources Information Laboratory and professional contacts at the University of Kentucky, other agencies, and community programs throughout the country. For more information contact your local Cooperative Extension office or Dr. Richard C. Maurer, SEED, 500 Garrigus Building, University of Kentucky, Lexington, KY 40546 or call (606) 257-7582.

Educational programs of the Kentucky Cooperative Extension Service serves all people regardless of race, color, age, sex, religion, disability, or national origin.


Social and Economic Education for Development



KENTUCKY: BY THE NUMBERS

~ Employment Update ~

Rockcastle County



Julie N. Zimmerman, Lori Garkovich, and Scott Samson
Rural and Economic Development Programs, Rural Sociology

University of Kentucky, College of Agriculture

October, 1999

With the success of the county profiles used in the series "Welfare Reform: By the Numbers," we decided to provide updates through a new series called "Kentucky: By the Numbers." These updates will be provided on an occasional basis as new data become available. Copies are also available online at the Social, Natural and Agricultural Resources Information Laboratory at <http://snril.ca.uky.edu>

	<u>County</u>	<u>State</u>
Total Full- and Part-Time Employment (1997)	5,601	2,188,577
Wage and Salary Employment (1997)	3,849	1,826,463
Proprietors Employment (1997)	1,752	362,114
Farm Employment (1997)	982	113,759
NonFarm Employment (1997)	4,619	2,074,818
Private Employment (1997)	3,809	1,747,768
Agricultural Services, Forestry, Fishing, and Other (1997)	59	25,242
Mining (1997)	data n/a	26,066
Construction (1997)	245	126,016
Manufacturing (1997)	800	325,799
Transportation and Public Utilities (1997)	222	114,190

< Continued on back side >

< *Continued from front side* >



Social and Economic Education for Development

KENTUCKY: BY THE NUMBERS
~ Employment Update ~



Rockcastle County

Julie N. Zimmerman, Lori Garkovich, and Scott Samson
Rural and Economic Development Programs, Rural Sociology

University of Kentucky, College of Agriculture

October, 1999

Private Employment (1997) (Continued)	<u>County</u>	<u>State</u>
Wholesale (1997)	68	88,010
Retail (1997)	782	388,487
Finance, Insurance, and Real Estate (1997)	data n/a	98,110
Services (1997)	1,450	555,848
All Government Employment (1997)	810	327,050
Federal Government (Civilian) (1997)	33	37,458
Military (1997)	57	47,922
State & Local Government (1997)	720	241,670
State Government (1997)	100	85,149
Local Government (1997)	620	156,521

These data are from the Regional Economic Information System (REIS) at the U.S. Bureau of Economic Analysis. They were downloaded from University of Virginia Geospatial and Statistical Data Center website at <http://fisher.lib.virginia.edu/>

You can also find data from the REIS at the Government Information Sharing Project at <http://govinfo.kerr.orst.edu/>

SEED (Social and Economic Education for Development) is a program of the Kentucky Cooperative Extension Service at the University of Kentucky. Faculty draw on the resources of the Social and Natural Resources Information Laboratory and professional contacts at the University of Kentucky, other agencies, and community programs throughout the country. For more information contact your local Cooperative Extension office or Dr. Richard C. Maurer, SEED, 500 Garrigus Building, University of Kentucky, Lexington, KY 40546 or call (606) 257-7582.

Educational programs of the Kentucky Cooperative Extension Service serves all people regardless of race, color, age, sex, religion, disability, or national origin.


Social and Economic Education for Development



KENTUCKY: BY THE NUMBERS

~ Employment Update ~

Rowan County



Julie N. Zimmerman, Lori Garkovich, and Scott Samson
Rural and Economic Development Programs, Rural Sociology

University of Kentucky, College of Agriculture

October, 1999

With the success of the county profiles used in the series "Welfare Reform: By the Numbers," we decided to provide updates through a new series called "Kentucky: By the Numbers." These updates will be provided on an occasional basis as new data become available. Copies are also available online at the Social, Natural and Agricultural Resources Information Laboratory at <http://snril.ca.uky.edu>

	<u>County</u>	<u>State</u>
Total Full- and Part-Time Employment (1997)	11,146	2,188,577
Wage and Salary Employment (1997)	9,063	1,826,463
Proprietors Employment (1997)	2,083	362,114
Farm Employment (1997)	554	113,759
NonFarm Employment (1997)	10,592	2,074,818
Private Employment (1997)	7,593	1,747,768
Agricultural Services, Forestry, Fishing, and Other (1997)	65	25,242
Mining (1997)	12	26,066
Construction (1997)	564	126,016
Manufacturing (1997)	875	325,799
Transportation and Public Utilities (1997)	271	114,190

< Continued on back side >

< *Continued from front side* >



Social and Economic Education for Development

KENTUCKY: BY THE NUMBERS
~ Employment Update ~



Rowan County

Julie N. Zimmerman, Lori Garkovich, and Scott Samson
Rural and Economic Development Programs, Rural Sociology

University of Kentucky, College of Agriculture

October, 1999

Private Employment (1997) (Continued)	<u>County</u>	<u>State</u>
Wholesale (1997)	229	88,010
Retail (1997)	2,400	388,487
Finance, Insurance, and Real Estate (1997)	296	98,110
Services (1997)	2,881	555,848
All Government Employment (1997)	2,999	327,050
Federal Government (Civilian) (1997)	97	37,458
Military (1997)	84	47,922
State & Local Government (1997)	2,818	241,670
State Government (1997)	2,050	85,149
Local Government (1997)	768	156,521

These data are from the Regional Economic Information System (REIS) at the U.S. Bureau of Economic Analysis. They were downloaded from University of Virginia Geospatial and Statistical Data Center website at <http://fisher.lib.virginia.edu/>

You can also find data from the REIS at the Government Information Sharing Project at <http://govinfo.kerr.orst.edu/>

SEED (Social and Economic Education for Development) is a program of the Kentucky Cooperative Extension Service at the University of Kentucky. Faculty draw on the resources of the Social and Natural Resources Information Laboratory and professional contacts at the University of Kentucky, other agencies, and community programs throughout the country. For more information contact your local Cooperative Extension office or Dr. Richard C. Maurer, SEED, 500 Garrigus Building, University of Kentucky, Lexington, KY 40546 or call (606) 257-7582.

Educational programs of the Kentucky Cooperative Extension Service serves all people regardless of race, color, age, sex, religion, disability, or national origin.


Social and Economic Education for Development



KENTUCKY: BY THE NUMBERS

~ Employment Update ~

Russell County



Julie N. Zimmerman, Lori Garkovich, and Scott Samson
Rural and Economic Development Programs, Rural Sociology

University of Kentucky, College of Agriculture

October, 1999

With the success of the county profiles used in the series "Welfare Reform: By the Numbers," we decided to provide updates through a new series called "Kentucky: By the Numbers." These updates will be provided on an occasional basis as new data become available. Copies are also available online at the Social, Natural and Agricultural Resources Information Laboratory at <http://snril.ca.uky.edu>

	<u>County</u>	<u>State</u>
Total Full- and Part-Time Employment (1997)	8,764	2,188,577
Wage and Salary Employment (1997)	6,370	1,826,463
Proprietors Employment (1997)	2,394	362,114
Farm Employment (1997)	1,238	113,759
NonFarm Employment (1997)	7,526	2,074,818
Private Employment (1997)	6,437	1,747,768
Agricultural Services, Forestry, Fishing, and Other (1997)	data n/a	25,242
Mining (1997)	data n/a	26,066
Construction (1997)	492	126,016
Manufacturing (1997)	2,238	325,799
Transportation and Public Utilities (1997)	256	114,190

< Continued on back side >

< *Continued from front side* >



Social and Economic Education for Development

KENTUCKY: BY THE NUMBERS
~ Employment Update ~



Russell County

Julie N. Zimmerman, Lori Garkovich, and Scott Samson
Rural and Economic Development Programs, Rural Sociology

University of Kentucky, College of Agriculture

October, 1999

Private Employment (1997) (Continued)	<u>County</u>	<u>State</u>
Wholesale (1997)	data n/a	88,010
Retail (1997)	1,457	388,487
Finance, Insurance, and Real Estate (1997)	245	98,110
Services (1997)	1,336	555,848
All Government Employment (1997)	1,089	327,050
Federal Government (Civilian) (1997)	58	37,458
Military (1997)	59	47,922
State & Local Government (1997)	972	241,670
State Government (1997)	230	85,149
Local Government (1997)	742	156,521

These data are from the Regional Economic Information System (REIS) at the U.S. Bureau of Economic Analysis. They were downloaded from University of Virginia Geospatial and Statistical Data Center website at <http://fisher.lib.virginia.edu/>

You can also find data from the REIS at the Government Information Sharing Project at <http://govinfo.kerr.orst.edu/>

SEED (Social and Economic Education for Development) is a program of the Kentucky Cooperative Extension Service at the University of Kentucky. Faculty draw on the resources of the Social and Natural Resources Information Laboratory and professional contacts at the University of Kentucky, other agencies, and community programs throughout the country. For more information contact your local Cooperative Extension office or Dr. Richard C. Maurer, SEED, 500 Garrigus Building, University of Kentucky, Lexington, KY 40546 or call (606) 257-7582.

Educational programs of the Kentucky Cooperative Extension Service serves all people regardless of race, color, age, sex, religion, disability, or national origin.

