


Social and Economic Education for Development



KENTUCKY: BY THE NUMBERS

~ Employment Update ~

McLean County



Julie N. Zimmerman, Lori Garkovich, and Scott Samson
Rural and Economic Development Programs, Rural Sociology

University of Kentucky, College of Agriculture

October, 1999

With the success of the county profiles used in the series "Welfare Reform: By the Numbers," we decided to provide updates through a new series called "Kentucky: By the Numbers." These updates will be provided on an occasional basis as new data become available. Copies are also available online at the Social, Natural and Agricultural Resources Information Laboratory at <http://snril.ca.uky.edu>

	<u>County</u>	<u>State</u>
Total Full- and Part-Time Employment (1997)	3,379	2,188,577
Wage and Salary Employment (1997)	2,074	1,826,463
Proprietors Employment (1997)	1,305	362,114
Farm Employment (1997)	575	113,759
NonFarm Employment (1997)	2,804	2,074,818
Private Employment (1997)	2,277	1,747,768
Agricultural Services, Forestry, Fishing, and Other (1997)	data n/a	25,242
Mining (1997)	data n/a	26,066
Construction (1997)	294	126,016
Manufacturing (1997)	267	325,799
Transportation and Public Utilities (1997)	89	114,190

< Continued on back side >

< *Continued from front side* >



Social and Economic Education for Development

KENTUCKY: BY THE NUMBERS
~ **Employment Update** ~



McLean County

Julie N. Zimmerman, Lori Garkovich, and Scott Samson
Rural and Economic Development Programs, Rural Sociology

University of Kentucky, College of Agriculture

October, 1999

Private Employment (1997) (Continued)	<u>County</u>	<u>State</u>
Wholesale (1997)	186	88,010
Retail (1997)	533	388,487
Finance, Insurance, and Real Estate (1997)	108	98,110
Services (1997)	701	555,848
All Government Employment (1997)	527	327,050
Federal Government (Civilian) (1997)	39	37,458
Military (1997)	35	47,922
State & Local Government (1997)	453	241,670
State Government (1997)	56	85,149
Local Government (1997)	397	156,521

These data are from the Regional Economic Information System (REIS) at the U.S. Bureau of Economic Analysis. They were downloaded from University of Virginia Geospatial and Statistical Data Center website at <http://fisher.lib.virginia.edu/>

You can also find data from the REIS at the Government Information Sharing Project at <http://govinfo.kerr.orst.edu/>

SEED (Social and Economic Education for Development) is a program of the Kentucky Cooperative Extension Service at the University of Kentucky. Faculty draw on the resources of the Social and Natural Resources Information Laboratory and professional contacts at the University of Kentucky, other agencies, and community programs throughout the country. For more information contact your local Cooperative Extension office or Dr. Richard C. Maurer, SEED, 500 Garrigus Building, University of Kentucky, Lexington, KY 40546 or call (606) 257-7582.

Educational programs of the Kentucky Cooperative Extension Service serves all people regardless of race, color, age, sex, religion, disability, or national origin.


Social and Economic Education for Development



KENTUCKY: BY THE NUMBERS

~ Employment Update ~

Madison County



Julie N. Zimmerman, Lori Garkovich, and Scott Samson
Rural and Economic Development Programs, Rural Sociology

University of Kentucky, College of Agriculture

October, 1999

With the success of the county profiles used in the series "Welfare Reform: By the Numbers," we decided to provide updates through a new series called "Kentucky: By the Numbers." These updates will be provided on an occasional basis as new data become available. Copies are also available online at the Social, Natural and Agricultural Resources Information Laboratory at <http://snril.ca.uky.edu>

	<u>County</u>	<u>State</u>
Total Full- and Part-Time Employment (1997)	33,413	2,188,577
Wage and Salary Employment (1997)	27,692	1,826,463
Proprietors Employment (1997)	5,721	362,114
Farm Employment (1997)	2,049	113,759
NonFarm Employment (1997)	31,364	2,074,818
Private Employment (1997)	24,909	1,747,768
Agricultural Services, Forestry, Fishing, and Other (1997)	357	25,242
Mining (1997)	10	26,066
Construction (1997)	1,610	126,016
Manufacturing (1997)	5,730	325,799
Transportation and Public Utilities (1997)	673	114,190

< Continued on back side >

< *Continued from front side* >



Social and Economic Education for Development

KENTUCKY: BY THE NUMBERS
~ Employment Update ~



Madison County

Julie N. Zimmerman, Lori Garkovich, and Scott Samson
Rural and Economic Development Programs, Rural Sociology

University of Kentucky, College of Agriculture

October, 1999

Private Employment (1997) (Continued)	<u>County</u>	<u>State</u>
Wholesale (1997)	818	88,010
Retail (1997)	6,985	388,487
Finance, Insurance, and Real Estate (1997)	941	98,110
Services (1997)	7,785	555,848
All Government Employment (1997)	6,455	327,050
Federal Government (Civilian) (1997)	641	37,458
Military (1997)	250	47,922
State & Local Government (1997)	5,564	241,670
State Government (1997)	3,445	85,149
Local Government (1997)	2,119	156,521

These data are from the Regional Economic Information System (REIS) at the U.S. Bureau of Economic Analysis. They were downloaded from University of Virginia Geospatial and Statistical Data Center website at <http://fisher.lib.virginia.edu/>

You can also find data from the REIS at the Government Information Sharing Project at <http://govinfo.kerr.orst.edu/>

SEED (Social and Economic Education for Development) is a program of the Kentucky Cooperative Extension Service at the University of Kentucky. Faculty draw on the resources of the Social and Natural Resources Information Laboratory and professional contacts at the University of Kentucky, other agencies, and community programs throughout the country. For more information contact your local Cooperative Extension office or Dr. Richard C. Maurer, SEED, 500 Garrigus Building, University of Kentucky, Lexington, KY 40546 or call (606) 257-7582.

Educational programs of the Kentucky Cooperative Extension Service serves all people regardless of race, color, age, sex, religion, disability, or national origin.


Social and Economic Education for Development



KENTUCKY: BY THE NUMBERS

~ Employment Update ~

Magoffin County



Julie N. Zimmerman, Lori Garkovich, and Scott Samson
Rural and Economic Development Programs, Rural Sociology

University of Kentucky, College of Agriculture

October, 1999

With the success of the county profiles used in the series "Welfare Reform: By the Numbers," we decided to provide updates through a new series called "Kentucky: By the Numbers." These updates will be provided on an occasional basis as new data become available. Copies are also available online at the Social, Natural and Agricultural Resources Information Laboratory at <http://snril.ca.uky.edu>

	<u>County</u>	<u>State</u>
Total Full- and Part-Time Employment (1997)	3,971	2,188,577
Wage and Salary Employment (1997)	2,656	1,826,463
Proprietors Employment (1997)	1,315	362,114
Farm Employment (1997)	482	113,759
NonFarm Employment (1997)	3,489	2,074,818
Private Employment (1997)	2,681	1,747,768
Agricultural Services, Forestry, Fishing, and Other (1997)	12	25,242
Mining (1997)	data n/a	26,066
Construction (1997)	246	126,016
Manufacturing (1997)	299	325,799
Transportation and Public Utilities (1997)	351	114,190

< Continued on back side >

< *Continued from front side* >



Social and Economic Education for Development

KENTUCKY: BY THE NUMBERS
~ Employment Update ~



Magoffin County

Julie N. Zimmerman, Lori Garkovich, and Scott Samson
Rural and Economic Development Programs, Rural Sociology

University of Kentucky, College of Agriculture

October, 1999

Private Employment (1997) (Continued)	<u>County</u>	<u>State</u>
Wholesale (1997)	60	88,010
Retail (1997)	479	388,487
Finance, Insurance, and Real Estate (1997)	77	98,110
Services (1997)	data n/a	555,848
All Government Employment (1997)	808	327,050
Federal Government (Civilian) (1997)	25	37,458
Military (1997)	50	47,922
State & Local Government (1997)	733	241,670
State Government (1997)	64	85,149
Local Government (1997)	669	156,521

These data are from the Regional Economic Information System (REIS) at the U.S. Bureau of Economic Analysis. They were downloaded from University of Virginia Geospatial and Statistical Data Center website at <http://fisher.lib.virginia.edu/>

You can also find data from the REIS at the Government Information Sharing Project at <http://govinfo.kerr.orst.edu/>

SEED (Social and Economic Education for Development) is a program of the Kentucky Cooperative Extension Service at the University of Kentucky. Faculty draw on the resources of the Social and Natural Resources Information Laboratory and professional contacts at the University of Kentucky, other agencies, and community programs throughout the country. For more information contact your local Cooperative Extension office or Dr. Richard C. Maurer, SEED, 500 Garrigus Building, University of Kentucky, Lexington, KY 40546 or call (606) 257-7582.

Educational programs of the Kentucky Cooperative Extension Service serves all people regardless of race, color, age, sex, religion, disability, or national origin.


Social and Economic Education for Development



KENTUCKY: BY THE NUMBERS

~ Employment Update ~

Marion County



Julie N. Zimmerman, Lori Garkovich, and Scott Samson
Rural and Economic Development Programs, Rural Sociology

University of Kentucky, College of Agriculture

October, 1999

With the success of the county profiles used in the series "Welfare Reform: By the Numbers," we decided to provide updates through a new series called "Kentucky: By the Numbers." These updates will be provided on an occasional basis as new data become available. Copies are also available online at the Social, Natural and Agricultural Resources Information Laboratory at <http://snril.ca.uky.edu>

	<u>County</u>	<u>State</u>
Total Full- and Part-Time Employment (1997)	8,077	2,188,577
Wage and Salary Employment (1997)	5,586	1,826,463
Proprietors Employment (1997)	2,491	362,114
Farm Employment (1997)	1,448	113,759
NonFarm Employment (1997)	6,629	2,074,818
Private Employment (1997)	5,743	1,747,768
Agricultural Services, Forestry, Fishing, and Other (1997)	117	25,242
Mining (1997)	data n/a	26,066
Construction (1997)	419	126,016
Manufacturing (1997)	1,532	325,799
Transportation and Public Utilities (1997)	144	114,190

< Continued on back side >

< *Continued from front side* >



Social and Economic Education for Development

KENTUCKY: BY THE NUMBERS
~ Employment Update ~



Marion County

Julie N. Zimmerman, Lori Garkovich, and Scott Samson
Rural and Economic Development Programs, Rural Sociology

University of Kentucky, College of Agriculture

October, 1999

Private Employment (1997) (Continued)	<u>County</u>	<u>State</u>
Wholesale (1997)	117	88,010
Retail (1997)	1,227	388,487
Finance, Insurance, and Real Estate (1997)	237	98,110
Services (1997)	1,948	555,848
All Government Employment (1997)	886	327,050
Federal Government (Civilian) (1997)	50	37,458
Military (1997)	61	47,922
State & Local Government (1997)	775	241,670
State Government (1997)	88	85,149
Local Government (1997)	687	156,521

These data are from the Regional Economic Information System (REIS) at the U.S. Bureau of Economic Analysis. They were downloaded from University of Virginia Geospatial and Statistical Data Center website at <http://fisher.lib.virginia.edu/>

You can also find data from the REIS at the Government Information Sharing Project at <http://govinfo.kerr.orst.edu/>

SEED (Social and Economic Education for Development) is a program of the Kentucky Cooperative Extension Service at the University of Kentucky. Faculty draw on the resources of the Social and Natural Resources Information Laboratory and professional contacts at the University of Kentucky, other agencies, and community programs throughout the country. For more information contact your local Cooperative Extension office or Dr. Richard C. Maurer, SEED, 500 Garrigus Building, University of Kentucky, Lexington, KY 40546 or call (606) 257-7582.

Educational programs of the Kentucky Cooperative Extension Service serves all people regardless of race, color, age, sex, religion, disability, or national origin.


Social and Economic Education for Development



KENTUCKY: BY THE NUMBERS

~ Employment Update ~

Marshall County



Julie N. Zimmerman, Lori Garkovich, and Scott Samson
Rural and Economic Development Programs, Rural Sociology

University of Kentucky, College of Agriculture

October, 1999

With the success of the county profiles used in the series “Welfare Reform: By the Numbers,” we decided to provide updates through a new series called “Kentucky: By the Numbers.” These updates will be provided on an occasional basis as new data become available. Copies are also available online at the Social, Natural and Agricultural Resources Information Laboratory at <http://snril.ca.uky.edu>

	<u>County</u>	<u>State</u>
Total Full- and Part-Time Employment (1997)	14,352	2,188,577
Wage and Salary Employment (1997)	11,187	1,826,463
Proprietors Employment (1997)	3,165	362,114
Farm Employment (1997)	602	113,759
NonFarm Employment (1997)	13,750	2,074,818
Private Employment (1997)	12,050	1,747,768
Agricultural Services, Forestry, Fishing, and Other (1997)	214	25,242
Mining (1997)	data n/a	26,066
Construction (1997)	1,506	126,016
Manufacturing (1997)	3,342	325,799
Transportation and Public Utilities (1997)	867	114,190

< Continued on back side >

< *Continued from front side* >



Social and Economic Education for Development

KENTUCKY: BY THE NUMBERS
~ Employment Update ~



Marshall County

Julie N. Zimmerman, Lori Garkovich, and Scott Samson
Rural and Economic Development Programs, Rural Sociology

University of Kentucky, College of Agriculture

October, 1999

Private Employment (1997) (Continued)	<u>County</u>	<u>State</u>
Wholesale (1997)	393	88,010
Retail (1997)	2,474	388,487
Finance, Insurance, and Real Estate (1997)	584	98,110
Services (1997)	2,668	555,848
All Government Employment (1997)	1,700	327,050
Federal Government (Civilian) (1997)	89	37,458
Military (1997)	108	47,922
State & Local Government (1997)	1,503	241,670
State Government (1997)	343	85,149
Local Government (1997)	1,160	156,521

These data are from the Regional Economic Information System (REIS) at the U.S. Bureau of Economic Analysis. They were downloaded from University of Virginia Geospatial and Statistical Data Center website at <http://fisher.lib.virginia.edu/>

You can also find data from the REIS at the Government Information Sharing Project at <http://govinfo.kerr.orst.edu/>

SEED (Social and Economic Education for Development) is a program of the Kentucky Cooperative Extension Service at the University of Kentucky. Faculty draw on the resources of the Social and Natural Resources Information Laboratory and professional contacts at the University of Kentucky, other agencies, and community programs throughout the country. For more information contact your local Cooperative Extension office or Dr. Richard C. Maurer, SEED, 500 Garrigus Building, University of Kentucky, Lexington, KY 40546 or call (606) 257-7582.

Educational programs of the Kentucky Cooperative Extension Service serves all people regardless of race, color, age, sex, religion, disability, or national origin.


Social and Economic Education for Development



KENTUCKY: BY THE NUMBERS

~ Employment Update ~

Martin County



Julie N. Zimmerman, Lori Garkovich, and Scott Samson
Rural and Economic Development Programs, Rural Sociology

University of Kentucky, College of Agriculture

October, 1999

With the success of the county profiles used in the series "Welfare Reform: By the Numbers," we decided to provide updates through a new series called "Kentucky: By the Numbers." These updates will be provided on an occasional basis as new data become available. Copies are also available online at the Social, Natural and Agricultural Resources Information Laboratory at <http://snril.ca.uky.edu>

	<u>County</u>	<u>State</u>
Total Full- and Part-Time Employment (1997)	3,505	2,188,577
Wage and Salary Employment (1997)	2,933	1,826,463
Proprietors Employment (1997)	572	362,114
Farm Employment (1997)	22	113,759
NonFarm Employment (1997)	3,483	2,074,818
Private Employment (1997)	2,785	1,747,768
Agricultural Services, Forestry, Fishing, and Other (1997)	data n/a	25,242
Mining (1997)	1,012	26,066
Construction (1997)	data n/a	126,016
Manufacturing (1997)	135	325,799
Transportation and Public Utilities (1997)	155	114,190

< Continued on back side >

< *Continued from front side* >



Social and Economic Education for Development

KENTUCKY: BY THE NUMBERS
~ Employment Update ~



Martin County

Julie N. Zimmerman, Lori Garkovich, and Scott Samson
Rural and Economic Development Programs, Rural Sociology

University of Kentucky, College of Agriculture

October, 1999

Private Employment (1997) (Continued)	<u>County</u>	<u>State</u>
Wholesale (1997)	46	88,010
Retail (1997)	617	388,487
Finance, Insurance, and Real Estate (1997)	135	98,110
Services (1997)	581	555,848
All Government Employment (1997)	698	327,050
Federal Government (Civilian) (1997)	18	37,458
Military (1997)	44	47,922
State & Local Government (1997)	636	241,670
State Government (1997)	78	85,149
Local Government (1997)	558	156,521

These data are from the Regional Economic Information System (REIS) at the U.S. Bureau of Economic Analysis. They were downloaded from University of Virginia Geospatial and Statistical Data Center website at <http://fisher.lib.virginia.edu/>

You can also find data from the REIS at the Government Information Sharing Project at <http://govinfo.kerr.orst.edu/>

SEED (Social and Economic Education for Development) is a program of the Kentucky Cooperative Extension Service at the University of Kentucky. Faculty draw on the resources of the Social and Natural Resources Information Laboratory and professional contacts at the University of Kentucky, other agencies, and community programs throughout the country. For more information contact your local Cooperative Extension office or Dr. Richard C. Maurer, SEED, 500 Garrigus Building, University of Kentucky, Lexington, KY 40546 or call (606) 257-7582.

Educational programs of the Kentucky Cooperative Extension Service serves all people regardless of race, color, age, sex, religion, disability, or national origin.


Social and Economic Education for Development



KENTUCKY: BY THE NUMBERS

~ Employment Update ~

Mason County



Julie N. Zimmerman, Lori Garkovich, and Scott Samson
Rural and Economic Development Programs, Rural Sociology

University of Kentucky, College of Agriculture

October, 1999

With the success of the county profiles used in the series "Welfare Reform: By the Numbers," we decided to provide updates through a new series called "Kentucky: By the Numbers." These updates will be provided on an occasional basis as new data become available. Copies are also available online at the Social, Natural and Agricultural Resources Information Laboratory at <http://snril.ca.uky.edu>

	<u>County</u>	<u>State</u>
Total Full- and Part-Time Employment (1997)	12,226	2,188,577
Wage and Salary Employment (1997)	9,896	1,826,463
Proprietors Employment (1997)	2,330	362,114
Farm Employment (1997)	1,201	113,759
NonFarm Employment (1997)	11,025	2,074,818
Private Employment (1997)	9,892	1,747,768
Agricultural Services, Forestry, Fishing, and Other (1997)	152	25,242
Mining (1997)	-	26,066
Construction (1997)	346	126,016
Manufacturing (1997)	3,193	325,799
Transportation and Public Utilities (1997)	572	114,190

< Continued on back side >

< *Continued from front side* >



Social and Economic Education for Development

KENTUCKY: BY THE NUMBERS
~ Employment Update ~



Mason County

Julie N. Zimmerman, Lori Garkovich, and Scott Samson
Rural and Economic Development Programs, Rural Sociology

University of Kentucky, College of Agriculture

October, 1999

Private Employment (1997) (Continued)	<u>County</u>	<u>State</u>
Wholesale (1997)	527	88,010
Retail (1997)	2,386	388,487
Finance, Insurance, and Real Estate (1997)	347	98,110
Services (1997)	2,369	555,848
All Government Employment (1997)	1,133	327,050
Federal Government (Civilian) (1997)	60	37,458
Military (1997)	61	47,922
State & Local Government (1997)	1,012	241,670
State Government (1997)	304	85,149
Local Government (1997)	708	156,521

These data are from the Regional Economic Information System (REIS) at the U.S. Bureau of Economic Analysis. They were downloaded from University of Virginia Geospatial and Statistical Data Center website at <http://fisher.lib.virginia.edu/>

You can also find data from the REIS at the Government Information Sharing Project at <http://govinfo.kerr.orst.edu/>

SEED (Social and Economic Education for Development) is a program of the Kentucky Cooperative Extension Service at the University of Kentucky. Faculty draw on the resources of the Social and Natural Resources Information Laboratory and professional contacts at the University of Kentucky, other agencies, and community programs throughout the country. For more information contact your local Cooperative Extension office or Dr. Richard C. Maurer, SEED, 500 Garrigus Building, University of Kentucky, Lexington, KY 40546 or call (606) 257-7582.

Educational programs of the Kentucky Cooperative Extension Service serves all people regardless of race, color, age, sex, religion, disability, or national origin.


Social and Economic Education for Development



KENTUCKY: BY THE NUMBERS

~ Employment Update ~

Meade County



Julie N. Zimmerman, Lori Garkovich, and Scott Samson
Rural and Economic Development Programs, Rural Sociology

University of Kentucky, College of Agriculture

October, 1999

With the success of the county profiles used in the series "Welfare Reform: By the Numbers," we decided to provide updates through a new series called "Kentucky: By the Numbers." These updates will be provided on an occasional basis as new data become available. Copies are also available online at the Social, Natural and Agricultural Resources Information Laboratory at <http://snril.ca.uky.edu>

	<u>County</u>	<u>State</u>
Total Full- and Part-Time Employment (1997)	5,977	2,188,577
Wage and Salary Employment (1997)	3,841	1,826,463
Proprietors Employment (1997)	2,136	362,114
Farm Employment (1997)	1,002	113,759
NonFarm Employment (1997)	4,975	2,074,818
Private Employment (1997)	4,107	1,747,768
Agricultural Services, Forestry, Fishing, and Other (1997)	70	25,242
Mining (1997)	60	26,066
Construction (1997)	424	126,016
Manufacturing (1997)	524	325,799
Transportation and Public Utilities (1997)	328	114,190

< Continued on back side >

< *Continued from front side* >



Social and Economic Education for Development

KENTUCKY: BY THE NUMBERS
~ Employment Update ~



Meade County

Julie N. Zimmerman, Lori Garkovich, and Scott Samson
Rural and Economic Development Programs, Rural Sociology

University of Kentucky, College of Agriculture

October, 1999

Private Employment (1997) (Continued)	<u>County</u>	<u>State</u>
Wholesale (1997)	78	88,010
Retail (1997)	1,168	388,487
Finance, Insurance, and Real Estate (1997)	204	98,110
Services (1997)	1,251	555,848
All Government Employment (1997)	868	327,050
Federal Government (Civilian) (1997)	40	37,458
Military (1997)	101	47,922
State & Local Government (1997)	727	241,670
State Government (1997)	75	85,149
Local Government (1997)	652	156,521

These data are from the Regional Economic Information System (REIS) at the U.S. Bureau of Economic Analysis. They were downloaded from University of Virginia Geospatial and Statistical Data Center website at <http://fisher.lib.virginia.edu/>

You can also find data from the REIS at the Government Information Sharing Project at <http://govinfo.kerr.orst.edu/>

SEED (Social and Economic Education for Development) is a program of the Kentucky Cooperative Extension Service at the University of Kentucky. Faculty draw on the resources of the Social and Natural Resources Information Laboratory and professional contacts at the University of Kentucky, other agencies, and community programs throughout the country. For more information contact your local Cooperative Extension office or Dr. Richard C. Maurer, SEED, 500 Garrigus Building, University of Kentucky, Lexington, KY 40546 or call (606) 257-7582.

Educational programs of the Kentucky Cooperative Extension Service serves all people regardless of race, color, age, sex, religion, disability, or national origin.


Social and Economic Education for Development



KENTUCKY: BY THE NUMBERS

~ Employment Update ~

Menifee County



Julie N. Zimmerman, Lori Garkovich, and Scott Samson
Rural and Economic Development Programs, Rural Sociology

University of Kentucky, College of Agriculture

October, 1999

With the success of the county profiles used in the series "Welfare Reform: By the Numbers," we decided to provide updates through a new series called "Kentucky: By the Numbers." These updates will be provided on an occasional basis as new data become available. Copies are also available online at the Social, Natural and Agricultural Resources Information Laboratory at <http://snril.ca.uky.edu>

	<u>County</u>	<u>State</u>
Total Full- and Part-Time Employment (1997)	2,035	2,188,577
Wage and Salary Employment (1997)	1,138	1,826,463
Proprietors Employment (1997)	897	362,114
Farm Employment (1997)	481	113,759
NonFarm Employment (1997)	1,554	2,074,818
Private Employment (1997)	1,167	1,747,768
Agricultural Services, Forestry, Fishing, and Other (1997)	59	25,242
Mining (1997)	data n/a	26,066
Construction (1997)	110	126,016
Manufacturing (1997)	236	325,799
Transportation and Public Utilities (1997)	79	114,190

< Continued on back side >

< *Continued from front side* >



Social and Economic Education for Development

KENTUCKY: BY THE NUMBERS
~ Employment Update ~



Menifee County

Julie N. Zimmerman, Lori Garkovich, and Scott Samson
Rural and Economic Development Programs, Rural Sociology

University of Kentucky, College of Agriculture

October, 1999

Private Employment (1997) (Continued)

	<u>County</u>	<u>State</u>
Wholesale (1997)	data n/a	88,010
Retail (1997)	208	388,487
Finance, Insurance, and Real Estate (1997)	42	98,110
Services (1997)	407	555,848

All Government Employment (1997)

	387	327,050
Federal Government (Civilian) (1997)	59	37,458
Military (1997)	20	47,922
State & Local Government (1997)	308	241,670
State Government (1997)	45	85,149
Local Government (1997)	263	156,521

These data are from the Regional Economic Information System (REIS) at the U.S. Bureau of Economic Analysis. They were downloaded from University of Virginia Geospatial and Statistical Data Center website at <http://fisher.lib.virginia.edu/>

You can also find data from the REIS at the Government Information Sharing Project at <http://govinfo.kerr.orst.edu/>

SEED (Social and Economic Education for Development) is a program of the Kentucky Cooperative Extension Service at the University of Kentucky. Faculty draw on the resources of the Social and Natural Resources Information Laboratory and professional contacts at the University of Kentucky, other agencies, and community programs throughout the country. For more information contact your local Cooperative Extension office or Dr. Richard C. Maurer, SEED, 500 Garrigus Building, University of Kentucky, Lexington, KY 40546 or call (606) 257-7582.

Educational programs of the Kentucky Cooperative Extension Service serves all people regardless of race, color, age, sex, religion, disability, or national origin.


Social and Economic Education for Development



KENTUCKY: BY THE NUMBERS

~ Employment Update ~

Mercer County



Julie N. Zimmerman, Lori Garkovich, and Scott Samson
Rural and Economic Development Programs, Rural Sociology

University of Kentucky, College of Agriculture

October, 1999

With the success of the county profiles used in the series “Welfare Reform: By the Numbers,” we decided to provide updates through a new series called “Kentucky: By the Numbers.” These updates will be provided on an occasional basis as new data become available. Copies are also available online at the Social, Natural and Agricultural Resources Information Laboratory at <http://snril.ca.uky.edu>

	<u>County</u>	<u>State</u>
Total Full- and Part-Time Employment (1997)	10,507	2,188,577
Wage and Salary Employment (1997)	7,634	1,826,463
Proprietors Employment (1997)	2,873	362,114
Farm Employment (1997)	1,443	113,759
NonFarm Employment (1997)	9,064	2,074,818
Private Employment (1997)	8,112	1,747,768
Agricultural Services, Forestry, Fishing, and Other (1997)	data n/a	25,242
Mining (1997)	data n/a	26,066
Construction (1997)	704	126,016
Manufacturing (1997)	3,129	325,799
Transportation and Public Utilities (1997)	440	114,190

< Continued on back side >

< *Continued from front side* >



Social and Economic Education for Development

KENTUCKY: BY THE NUMBERS
~ Employment Update ~



Mercer County

Julie N. Zimmerman, Lori Garkovich, and Scott Samson
Rural and Economic Development Programs, Rural Sociology

University of Kentucky, College of Agriculture

October, 1999

Private Employment (1997) (Continued)	<u>County</u>	<u>State</u>
Wholesale (1997)	148	88,010
Retail (1997)	1,318	388,487
Finance, Insurance, and Real Estate (1997)	262	98,110
Services (1997)	1,866	555,848
All Government Employment (1997)	952	327,050
Federal Government (Civilian) (1997)	50	37,458
Military (1997)	74	47,922
State & Local Government (1997)	828	241,670
State Government (1997)	102	85,149
Local Government (1997)	726	156,521

These data are from the Regional Economic Information System (REIS) at the U.S. Bureau of Economic Analysis. They were downloaded from University of Virginia Geospatial and Statistical Data Center website at <http://fisher.lib.virginia.edu/>

You can also find data from the REIS at the Government Information Sharing Project at <http://govinfo.kerr.orst.edu/>

SEED (Social and Economic Education for Development) is a program of the Kentucky Cooperative Extension Service at the University of Kentucky. Faculty draw on the resources of the Social and Natural Resources Information Laboratory and professional contacts at the University of Kentucky, other agencies, and community programs throughout the country. For more information contact your local Cooperative Extension office or Dr. Richard C. Maurer, SEED, 500 Garrigus Building, University of Kentucky, Lexington, KY 40546 or call (606) 257-7582.

Educational programs of the Kentucky Cooperative Extension Service serves all people regardless of race, color, age, sex, religion, disability, or national origin.


Social and Economic Education for Development



KENTUCKY: BY THE NUMBERS

~ Employment Update ~

Metcalfe County



Julie N. Zimmerman, Lori Garkovich, and Scott Samson
Rural and Economic Development Programs, Rural Sociology

University of Kentucky, College of Agriculture

October, 1999

With the success of the county profiles used in the series "Welfare Reform: By the Numbers," we decided to provide updates through a new series called "Kentucky: By the Numbers." These updates will be provided on an occasional basis as new data become available. Copies are also available online at the Social, Natural and Agricultural Resources Information Laboratory at <http://snril.ca.uky.edu>

	<u>County</u>	<u>State</u>
Total Full- and Part-Time Employment (1997)	4,856	2,188,577
Wage and Salary Employment (1997)	2,942	1,826,463
Proprietors Employment (1997)	1,914	362,114
Farm Employment (1997)	1,279	113,759
NonFarm Employment (1997)	3,577	2,074,818
Private Employment (1997)	2,990	1,747,768
Agricultural Services, Forestry, Fishing, and Other (1997)	80	25,242
Mining (1997)	24	26,066
Construction (1997)	181	126,016
Manufacturing (1997)	1,412	325,799
Transportation and Public Utilities (1997)	164	114,190

< Continued on back side >

< *Continued from front side* >



Social and Economic Education for Development

KENTUCKY: BY THE NUMBERS
~ Employment Update ~



Metcalfe County

Julie N. Zimmerman, Lori Garkovich, and Scott Samson
Rural and Economic Development Programs, Rural Sociology

University of Kentucky, College of Agriculture

October, 1999

Private Employment (1997) (Continued)	<u>County</u>	<u>State</u>
Wholesale (1997)	54	88,010
Retail (1997)	495	388,487
Finance, Insurance, and Real Estate (1997)	147	98,110
Services (1997)	433	555,848
All Government Employment (1997)	587	327,050
Federal Government (Civilian) (1997)	30	37,458
Military (1997)	34	47,922
State & Local Government (1997)	523	241,670
State Government (1997)	63	85,149
Local Government (1997)	460	156,521

These data are from the Regional Economic Information System (REIS) at the U.S. Bureau of Economic Analysis. They were downloaded from University of Virginia Geospatial and Statistical Data Center website at <http://fisher.lib.virginia.edu/>

You can also find data from the REIS at the Government Information Sharing Project at <http://govinfo.kerr.orst.edu/>

SEED (Social and Economic Education for Development) is a program of the Kentucky Cooperative Extension Service at the University of Kentucky. Faculty draw on the resources of the Social and Natural Resources Information Laboratory and professional contacts at the University of Kentucky, other agencies, and community programs throughout the country. For more information contact your local Cooperative Extension office or Dr. Richard C. Maurer, SEED, 500 Garrigus Building, University of Kentucky, Lexington, KY 40546 or call (606) 257-7582.

Educational programs of the Kentucky Cooperative Extension Service serves all people regardless of race, color, age, sex, religion, disability, or national origin.


Social and Economic Education for Development



KENTUCKY: BY THE NUMBERS

~ Employment Update ~

Monroe County



Julie N. Zimmerman, Lori Garkovich, and Scott Samson
Rural and Economic Development Programs, Rural Sociology

University of Kentucky, College of Agriculture

October, 1999

With the success of the county profiles used in the series "Welfare Reform: By the Numbers," we decided to provide updates through a new series called "Kentucky: By the Numbers." These updates will be provided on an occasional basis as new data become available. Copies are also available online at the Social, Natural and Agricultural Resources Information Laboratory at <http://snril.ca.uky.edu>

	<u>County</u>	<u>State</u>
Total Full- and Part-Time Employment (1997)	6,509	2,188,577
Wage and Salary Employment (1997)	4,436	1,826,463
Proprietors Employment (1997)	2,073	362,114
Farm Employment (1997)	1,334	113,759
NonFarm Employment (1997)	5,175	2,074,818
Private Employment (1997)	4,211	1,747,768
Agricultural Services, Forestry, Fishing, and Other (1997)	data n/a	25,242
Mining (1997)	data n/a	26,066
Construction (1997)	217	126,016
Manufacturing (1997)	2,005	325,799
Transportation and Public Utilities (1997)	106	114,190

< Continued on back side >

< *Continued from front side* >



Social and Economic Education for Development

KENTUCKY: BY THE NUMBERS
~ Employment Update ~



Monroe County

Julie N. Zimmerman, Lori Garkovich, and Scott Samson
Rural and Economic Development Programs, Rural Sociology

University of Kentucky, College of Agriculture

October, 1999

Private Employment (1997) (Continued)	<u>County</u>	<u>State</u>
Wholesale (1997)	170	88,010
Retail (1997)	795	388,487
Finance, Insurance, and Real Estate (1997)	159	98,110
Services (1997)	702	555,848
All Government Employment (1997)	964	327,050
Federal Government (Civilian) (1997)	37	37,458
Military (1997)	40	47,922
State & Local Government (1997)	887	241,670
State Government (1997)	80	85,149
Local Government (1997)	807	156,521

These data are from the Regional Economic Information System (REIS) at the U.S. Bureau of Economic Analysis. They were downloaded from University of Virginia Geospatial and Statistical Data Center website at <http://fisher.lib.virginia.edu/>

You can also find data from the REIS at the Government Information Sharing Project at <http://govinfo.kerr.orst.edu/>

SEED (Social and Economic Education for Development) is a program of the Kentucky Cooperative Extension Service at the University of Kentucky. Faculty draw on the resources of the Social and Natural Resources Information Laboratory and professional contacts at the University of Kentucky, other agencies, and community programs throughout the country. For more information contact your local Cooperative Extension office or Dr. Richard C. Maurer, SEED, 500 Garrigus Building, University of Kentucky, Lexington, KY 40546 or call (606) 257-7582.

Educational programs of the Kentucky Cooperative Extension Service serves all people regardless of race, color, age, sex, religion, disability, or national origin.


Social and Economic Education for Development



KENTUCKY: BY THE NUMBERS

~ Employment Update ~

Montgomery County



Julie N. Zimmerman, Lori Garkovich, and Scott Samson
Rural and Economic Development Programs, Rural Sociology

University of Kentucky, College of Agriculture

October, 1999

With the success of the county profiles used in the series "Welfare Reform: By the Numbers," we decided to provide updates through a new series called "Kentucky: By the Numbers." These updates will be provided on an occasional basis as new data become available. Copies are also available online at the Social, Natural and Agricultural Resources Information Laboratory at <http://snril.ca.uky.edu>

	<u>County</u>	<u>State</u>
Total Full- and Part-Time Employment (1997)	11,979	2,188,577
Wage and Salary Employment (1997)	9,621	1,826,463
Proprietors Employment (1997)	2,358	362,114
Farm Employment (1997)	1,039	113,759
NonFarm Employment (1997)	10,940	2,074,818
Private Employment (1997)	9,844	1,747,768
Agricultural Services, Forestry, Fishing, and Other (1997)	136	25,242
Mining (1997)	65	26,066
Construction (1997)	718	126,016
Manufacturing (1997)	2,656	325,799
Transportation and Public Utilities (1997)	323	114,190

< Continued on back side >

< *Continued from front side* >



Social and Economic Education for Development

KENTUCKY: BY THE NUMBERS
~ Employment Update ~

Montgomery County



Julie N. Zimmerman, Lori Garkovich, and Scott Samson
Rural and Economic Development Programs, Rural Sociology

University of Kentucky, College of Agriculture

October, 1999

Private Employment (1997) (Continued)	<u>County</u>	<u>State</u>
Wholesale (1997)	759	88,010
Retail (1997)	2,167	388,487
Finance, Insurance, and Real Estate (1997)	380	98,110
Services (1997)	2,640	555,848
All Government Employment (1997)	1,096	327,050
Federal Government (Civilian) (1997)	68	37,458
Military (1997)	75	47,922
State & Local Government (1997)	953	241,670
State Government (1997)	114	85,149
Local Government (1997)	839	156,521

These data are from the Regional Economic Information System (REIS) at the U.S. Bureau of Economic Analysis. They were downloaded from University of Virginia Geospatial and Statistical Data Center website at <http://fisher.lib.virginia.edu/>

You can also find data from the REIS at the Government Information Sharing Project at <http://govinfo.kerr.orst.edu/>

SEED (Social and Economic Education for Development) is a program of the Kentucky Cooperative Extension Service at the University of Kentucky. Faculty draw on the resources of the Social and Natural Resources Information Laboratory and professional contacts at the University of Kentucky, other agencies, and community programs throughout the country. For more information contact your local Cooperative Extension office or Dr. Richard C. Maurer, SEED, 500 Garrigus Building, University of Kentucky, Lexington, KY 40546 or call (606) 257-7582.

Educational programs of the Kentucky Cooperative Extension Service serves all people regardless of race, color, age, sex, religion, disability, or national origin.


Social and Economic Education for Development



KENTUCKY: BY THE NUMBERS

~ Employment Update ~

Morgan County



Julie N. Zimmerman, Lori Garkovich, and Scott Samson
Rural and Economic Development Programs, Rural Sociology

University of Kentucky, College of Agriculture

October, 1999

With the success of the county profiles used in the series "Welfare Reform: By the Numbers," we decided to provide updates through a new series called "Kentucky: By the Numbers." These updates will be provided on an occasional basis as new data become available. Copies are also available online at the Social, Natural and Agricultural Resources Information Laboratory at <http://snril.ca.uky.edu>

	<u>County</u>	<u>State</u>
Total Full- and Part-Time Employment (1997)	4,970	2,188,577
Wage and Salary Employment (1997)	3,377	1,826,463
Proprietors Employment (1997)	1,593	362,114
Farm Employment (1997)	952	113,759
NonFarm Employment (1997)	4,018	2,074,818
Private Employment (1997)	2,838	1,747,768
Agricultural Services, Forestry, Fishing, and Other (1997)	39	25,242
Mining (1997)	24	26,066
Construction (1997)	242	126,016
Manufacturing (1997)	564	325,799
Transportation and Public Utilities (1997)	230	114,190

< Continued on back side >

< *Continued from front side* >



Social and Economic Education for Development

KENTUCKY: BY THE NUMBERS
~ Employment Update ~



Morgan County

Julie N. Zimmerman, Lori Garkovich, and Scott Samson
Rural and Economic Development Programs, Rural Sociology

University of Kentucky, College of Agriculture

October, 1999

Private Employment (1997) (Continued)	<u>County</u>	<u>State</u>
Wholesale (1997)	50	88,010
Retail (1997)	660	388,487
Finance, Insurance, and Real Estate (1997)	110	98,110
Services (1997)	919	555,848
All Government Employment (1997)	1,180	327,050
Federal Government (Civilian) (1997)	36	37,458
Military (1997)	49	47,922
State & Local Government (1997)	1,095	241,670
State Government (1997)	581	85,149
Local Government (1997)	514	156,521

These data are from the Regional Economic Information System (REIS) at the U.S. Bureau of Economic Analysis. They were downloaded from University of Virginia Geospatial and Statistical Data Center website at <http://fisher.lib.virginia.edu/>

You can also find data from the REIS at the Government Information Sharing Project at <http://govinfo.kerr.orst.edu/>

SEED (Social and Economic Education for Development) is a program of the Kentucky Cooperative Extension Service at the University of Kentucky. Faculty draw on the resources of the Social and Natural Resources Information Laboratory and professional contacts at the University of Kentucky, other agencies, and community programs throughout the country. For more information contact your local Cooperative Extension office or Dr. Richard C. Maurer, SEED, 500 Garrigus Building, University of Kentucky, Lexington, KY 40546 or call (606) 257-7582.

Educational programs of the Kentucky Cooperative Extension Service serves all people regardless of race, color, age, sex, religion, disability, or national origin.


Social and Economic Education for Development



KENTUCKY: BY THE NUMBERS

~ Employment Update ~

Muhlenberg County



Julie N. Zimmerman, Lori Garkovich, and Scott Samson
Rural and Economic Development Programs, Rural Sociology

University of Kentucky, College of Agriculture

October, 1999

With the success of the county profiles used in the series "Welfare Reform: By the Numbers," we decided to provide updates through a new series called "Kentucky: By the Numbers." These updates will be provided on an occasional basis as new data become available. Copies are also available online at the Social, Natural and Agricultural Resources Information Laboratory at <http://snril.ca.uky.edu>

	<u>County</u>	<u>State</u>
Total Full- and Part-Time Employment (1997)	12,402	2,188,577
Wage and Salary Employment (1997)	9,741	1,826,463
Proprietors Employment (1997)	2,661	362,114
Farm Employment (1997)	755	113,759
NonFarm Employment (1997)	11,647	2,074,818
Private Employment (1997)	9,366	1,747,768
Agricultural Services, Forestry, Fishing, and Other (1997)	92	25,242
Mining (1997)	data n/a	26,066
Construction (1997)	data n/a	126,016
Manufacturing (1997)	1,589	325,799
Transportation and Public Utilities (1997)	756	114,190

< Continued on back side >

< *Continued from front side* >



Social and Economic Education for Development

KENTUCKY: BY THE NUMBERS
~ Employment Update ~



Muhlenberg County

Julie N. Zimmerman, Lori Garkovich, and Scott Samson
Rural and Economic Development Programs, Rural Sociology

University of Kentucky, College of Agriculture

October, 1999

Private Employment (1997) (Continued)	<u>County</u>	<u>State</u>
Wholesale (1997)	490	88,010
Retail (1997)	2,283	388,487
Finance, Insurance, and Real Estate (1997)	397	98,110
Services (1997)	2,791	555,848
All Government Employment (1997)	2,281	327,050
Federal Government (Civilian) (1997)	617	37,458
Military (1997)	115	47,922
State & Local Government (1997)	1,549	241,670
State Government (1997)	367	85,149
Local Government (1997)	1,182	156,521

These data are from the Regional Economic Information System (REIS) at the U.S. Bureau of Economic Analysis. They were downloaded from University of Virginia Geospatial and Statistical Data Center website at <http://fisher.lib.virginia.edu/>

You can also find data from the REIS at the Government Information Sharing Project at <http://govinfo.kerr.orst.edu/>

SEED (Social and Economic Education for Development) is a program of the Kentucky Cooperative Extension Service at the University of Kentucky. Faculty draw on the resources of the Social and Natural Resources Information Laboratory and professional contacts at the University of Kentucky, other agencies, and community programs throughout the country. For more information contact your local Cooperative Extension office or Dr. Richard C. Maurer, SEED, 500 Garrigus Building, University of Kentucky, Lexington, KY 40546 or call (606) 257-7582.

Educational programs of the Kentucky Cooperative Extension Service serves all people regardless of race, color, age, sex, religion, disability, or national origin.

