


Social and Economic Education for Development



KENTUCKY: BY THE NUMBERS
~ Employment Update ~



Knott County

Julie N. Zimmerman, Lori Garkovich, and Scott Samson
Rural and Economic Development Programs, Rural Sociology

University of Kentucky, College of Agriculture

October, 1999

With the success of the county profiles used in the series "Welfare Reform: By the Numbers," we decided to provide updates through a new series called "Kentucky: By the Numbers." These updates will be provided on an occasional basis as new data become available. Copies are also available online at the Social, Natural and Agricultural Resources Information Laboratory at <http://snril.ca.uky.edu>

	<u>County</u>	<u>State</u>
Total Full- and Part-Time Employment (1997)	4,641	2,188,577
Wage and Salary Employment (1997)	3,914	1,826,463
Proprietors Employment (1997)	727	362,114
Farm Employment (1997)	31	113,759
NonFarm Employment (1997)	4,610	2,074,818
Private Employment (1997)	3,674	1,747,768
Agricultural Services, Forestry, Fishing, and Other (1997)	10	25,242
Mining (1997)	1,398	26,066
Construction (1997)	123	126,016
Manufacturing (1997)	71	325,799
Transportation and Public Utilities (1997)	367	114,190

< Continued on back side >

< *Continued from front side* >



Social and Economic Education for Development

KENTUCKY: BY THE NUMBERS
~ Employment Update ~



Knott County

Julie N. Zimmerman, Lori Garkovich, and Scott Samson
Rural and Economic Development Programs, Rural Sociology

University of Kentucky, College of Agriculture

October, 1999

Private Employment (1997) (Continued)	<u>County</u>	<u>State</u>
Wholesale (1997)	28	88,010
Retail (1997)	514	388,487
Finance, Insurance, and Real Estate (1997)	71	98,110
Services (1997)	1,092	555,848
All Government Employment (1997)	936	327,050
Federal Government (Civilian) (1997)	54	37,458
Military (1997)	65	47,922
State & Local Government (1997)	817	241,670
State Government (1997)	130	85,149
Local Government (1997)	687	156,521

These data are from the Regional Economic Information System (REIS) at the U.S. Bureau of Economic Analysis. They were downloaded from University of Virginia Geospatial and Statistical Data Center website at <http://fisher.lib.virginia.edu/>

You can also find data from the REIS at the Government Information Sharing Project at <http://govinfo.kerr.orst.edu/>


SEED (Social and Economic Education for Development) is a program of the Kentucky Cooperative Extension Service at the University of Kentucky. Faculty draw on the resources of the Social and Natural Resources Information Laboratory and professional contacts at the University of Kentucky, other agencies, and community programs throughout the country. For more information contact your local Cooperative Extension office or Dr. Richard C. Maurer, SEED, 500 Garrigus Building, University of Kentucky, Lexington, KY 40546 or call (606) 257-7582.

Educational programs of the Kentucky Cooperative Extension Service serves all people regardless of race, color, age, sex, religion, disability, or national origin.

Social and Economic Education for Development



KENTUCKY: BY THE NUMBERS
~ Employment Update ~



Knox County

Julie N. Zimmerman, Lori Garkovich, and Scott Samson
Rural and Economic Development Programs, Rural Sociology

University of Kentucky, College of Agriculture

October, 1999

With the success of the county profiles used in the series "Welfare Reform: By the Numbers," we decided to provide updates through a new series called "Kentucky: By the Numbers." These updates will be provided on an occasional basis as new data become available. Copies are also available online at the Social, Natural and Agricultural Resources Information Laboratory at <http://snril.ca.uky.edu>

	<u>County</u>	<u>State</u>
Total Full- and Part-Time Employment (1997)	10,032	2,188,577
Wage and Salary Employment (1997)	8,003	1,826,463
Proprietors Employment (1997)	2,029	362,114
Farm Employment (1997)	449	113,759
NonFarm Employment (1997)	9,583	2,074,818
Private Employment (1997)	7,690	1,747,768
Agricultural Services, Forestry, Fishing, and Other (1997)	192	25,242
Mining (1997)	196	26,066
Construction (1997)	448	126,016
Manufacturing (1997)	1,206	325,799
Transportation and Public Utilities (1997)	565	114,190

< Continued on back side >

< *Continued from front side* >



Social and Economic Education for Development

KENTUCKY: BY THE NUMBERS
~ Employment Update ~



Knox County

Julie N. Zimmerman, Lori Garkovich, and Scott Samson
Rural and Economic Development Programs, Rural Sociology

University of Kentucky, College of Agriculture

October, 1999

Private Employment (1997) (Continued)	<u>County</u>	<u>State</u>
Wholesale (1997)	225	88,010
Retail (1997)	2,242	388,487
Finance, Insurance, and Real Estate (1997)	347	98,110
Services (1997)	2,269	555,848
All Government Employment (1997)	1,893	327,050
Federal Government (Civilian) (1997)	153	37,458
Military (1997)	114	47,922
State & Local Government (1997)	1,626	241,670
State Government (1997)	168	85,149
Local Government (1997)	1,458	156,521

These data are from the Regional Economic Information System (REIS) at the U.S. Bureau of Economic Analysis. They were downloaded from University of Virginia Geospatial and Statistical Data Center website at <http://fisher.lib.virginia.edu/>

You can also find data from the REIS at the Government Information Sharing Project at <http://govinfo.kerr.orst.edu/>

SEED (Social and Economic Education for Development) is a program of the Kentucky Cooperative Extension Service at the University of Kentucky. Faculty draw on the resources of the Social and Natural Resources Information Laboratory and professional contacts at the University of Kentucky, other agencies, and community programs throughout the country. For more information contact your local Cooperative Extension office or Dr. Richard C. Maurer, SEED, 500 Garrigus Building, University of Kentucky, Lexington, KY 40546 or call (606) 257-7582.

Educational programs of the Kentucky Cooperative Extension Service serves all people regardless of race, color, age, sex, religion, disability, or national origin.


Social and Economic Education for Development



KENTUCKY: BY THE NUMBERS

~ Employment Update ~

Larue County



Julie N. Zimmerman, Lori Garkovich, and Scott Samson
Rural and Economic Development Programs, Rural Sociology

University of Kentucky, College of Agriculture

October, 1999

With the success of the county profiles used in the series “Welfare Reform: By the Numbers,” we decided to provide updates through a new series called “Kentucky: By the Numbers.” These updates will be provided on an occasional basis as new data become available. Copies are also available online at the Social, Natural and Agricultural Resources Information Laboratory at <http://snril.ca.uky.edu>

	<u>County</u>	<u>State</u>
Total Full- and Part-Time Employment (1997)	4,859	2,188,577
Wage and Salary Employment (1997)	2,835	1,826,463
Proprietors Employment (1997)	2,024	362,114
Farm Employment (1997)	1,127	113,759
NonFarm Employment (1997)	3,732	2,074,818
Private Employment (1997)	3,067	1,747,768
Agricultural Services, Forestry, Fishing, and Other (1997)	data n/a	25,242
Mining (1997)	data n/a	26,066
Construction (1997)	405	126,016
Manufacturing (1997)	616	325,799
Transportation and Public Utilities (1997)	138	114,190

< Continued on back side >

< *Continued from front side* >



Social and Economic Education for Development

KENTUCKY: BY THE NUMBERS
~ Employment Update ~



Larue County

Julie N. Zimmerman, Lori Garkovich, and Scott Samson
Rural and Economic Development Programs, Rural Sociology

University of Kentucky, College of Agriculture

October, 1999

Private Employment (1997) (Continued)	<u>County</u>	<u>State</u>
Wholesale (1997)	83	88,010
Retail (1997)	601	388,487
Finance, Insurance, and Real Estate (1997)	159	98,110
Services (1997)	900	555,848
All Government Employment (1997)	665	327,050
Federal Government (Civilian) (1997)	45	37,458
Military (1997)	46	47,922
State & Local Government (1997)	574	241,670
State Government (1997)	54	85,149
Local Government (1997)	520	156,521

These data are from the Regional Economic Information System (REIS) at the U.S. Bureau of Economic Analysis. They were downloaded from University of Virginia Geospatial and Statistical Data Center website at <http://fisher.lib.virginia.edu/>

You can also find data from the REIS at the Government Information Sharing Project at <http://govinfo.kerr.orst.edu/>

SEED (Social and Economic Education for Development) is a program of the Kentucky Cooperative Extension Service at the University of Kentucky. Faculty draw on the resources of the Social and Natural Resources Information Laboratory and professional contacts at the University of Kentucky, other agencies, and community programs throughout the country. For more information contact your local Cooperative Extension office or Dr. Richard C. Maurer, SEED, 500 Garrigus Building, University of Kentucky, Lexington, KY 40546 or call (606) 257-7582.

Educational programs of the Kentucky Cooperative Extension Service serves all people regardless of race, color, age, sex, religion, disability, or national origin.


Social and Economic Education for Development



KENTUCKY: BY THE NUMBERS

~ Employment Update ~

Laurel County



Julie N. Zimmerman, Lori Garkovich, and Scott Samson
Rural and Economic Development Programs, Rural Sociology

University of Kentucky, College of Agriculture

October, 1999

With the success of the county profiles used in the series "Welfare Reform: By the Numbers," we decided to provide updates through a new series called "Kentucky: By the Numbers." These updates will be provided on an occasional basis as new data become available. Copies are also available online at the Social, Natural and Agricultural Resources Information Laboratory at <http://snril.ca.uky.edu>

	<u>County</u>	<u>State</u>
Total Full- and Part-Time Employment (1997)	27,173	2,188,577
Wage and Salary Employment (1997)	21,928	1,826,463
Proprietors Employment (1997)	5,245	362,114
Farm Employment (1997)	1,365	113,759
NonFarm Employment (1997)	25,808	2,074,818
Private Employment (1997)	23,143	1,747,768
Agricultural Services, Forestry, Fishing, and Other (1997)	data n/a	25,242
Mining (1997)	data n/a	26,066
Construction (1997)	2,040	126,016
Manufacturing (1997)	3,993	325,799
Transportation and Public Utilities (1997)	1,225	114,190

< Continued on back side >

< *Continued from front side* >



Social and Economic Education for Development

KENTUCKY: BY THE NUMBERS
~ Employment Update ~



Laurel County

Julie N. Zimmerman, Lori Garkovich, and Scott Samson
Rural and Economic Development Programs, Rural Sociology

University of Kentucky, College of Agriculture

October, 1999

Private Employment (1997) (Continued)	<u>County</u>	<u>State</u>
Wholesale (1997)	1,925	88,010
Retail (1997)	6,700	388,487
Finance, Insurance, and Real Estate (1997)	749	98,110
Services (1997)	6,069	555,848
All Government Employment (1997)	2,665	327,050
Federal Government (Civilian) (1997)	305	37,458
Military (1997)	180	47,922
State & Local Government (1997)	2,180	241,670
State Government (1997)	533	85,149
Local Government (1997)	1,647	156,521

These data are from the Regional Economic Information System (REIS) at the U.S. Bureau of Economic Analysis. They were downloaded from University of Virginia Geospatial and Statistical Data Center website at <http://fisher.lib.virginia.edu/>

You can also find data from the REIS at the Government Information Sharing Project at <http://govinfo.kerr.orst.edu/>

SEED (Social and Economic Education for Development) is a program of the Kentucky Cooperative Extension Service at the University of Kentucky. Faculty draw on the resources of the Social and Natural Resources Information Laboratory and professional contacts at the University of Kentucky, other agencies, and community programs throughout the country. For more information contact your local Cooperative Extension office or Dr. Richard C. Maurer, SEED, 500 Garrigus Building, University of Kentucky, Lexington, KY 40546 or call (606) 257-7582.

Educational programs of the Kentucky Cooperative Extension Service serves all people regardless of race, color, age, sex, religion, disability, or national origin.


Social and Economic Education for Development



KENTUCKY: BY THE NUMBERS

~ Employment Update ~

Lawrence County



Julie N. Zimmerman, Lori Garkovich, and Scott Samson
Rural and Economic Development Programs, Rural Sociology

University of Kentucky, College of Agriculture

October, 1999

With the success of the county profiles used in the series "Welfare Reform: By the Numbers," we decided to provide updates through a new series called "Kentucky: By the Numbers." These updates will be provided on an occasional basis as new data become available. Copies are also available online at the Social, Natural and Agricultural Resources Information Laboratory at <http://snril.ca.uky.edu>

	<u>County</u>	<u>State</u>
Total Full- and Part-Time Employment (1997)	4,364	2,188,577
Wage and Salary Employment (1997)	3,092	1,826,463
Proprietors Employment (1997)	1,272	362,114
Farm Employment (1997)	355	113,759
NonFarm Employment (1997)	4,009	2,074,818
Private Employment (1997)	3,295	1,747,768
Agricultural Services, Forestry, Fishing, and Other (1997)	data n/a	25,242
Mining (1997)	data n/a	26,066
Construction (1997)	312	126,016
Manufacturing (1997)	239	325,799
Transportation and Public Utilities (1997)	408	114,190

< Continued on back side >

< *Continued from front side* >



Social and Economic Education for Development

KENTUCKY: BY THE NUMBERS
~ Employment Update ~



Lawrence County

Julie N. Zimmerman, Lori Garkovich, and Scott Samson
Rural and Economic Development Programs, Rural Sociology

University of Kentucky, College of Agriculture

October, 1999

Private Employment (1997) (Continued)

	<u>County</u>	<u>State</u>
Wholesale (1997)	data n/a	88,010
Retail (1997)	843	388,487
Finance, Insurance, and Real Estate (1997)	133	98,110
Services (1997)	1,099	555,848

All Government Employment (1997)

	714	327,050
Federal Government (Civilian) (1997)	43	37,458
Military (1997)	56	47,922
State & Local Government (1997)	615	241,670
State Government (1997)	76	85,149
Local Government (1997)	539	156,521

These data are from the Regional Economic Information System (REIS) at the U.S. Bureau of Economic Analysis. They were downloaded from University of Virginia Geospatial and Statistical Data Center website at <http://fisher.lib.virginia.edu/>

You can also find data from the REIS at the Government Information Sharing Project at <http://govinfo.kerr.orst.edu/>


SEED (Social and Economic Education for Development) is a program of the Kentucky Cooperative Extension Service at the University of Kentucky. Faculty draw on the resources of the Social and Natural Resources Information Laboratory and professional contacts at the University of Kentucky, other agencies, and community programs throughout the country. For more information contact your local Cooperative Extension office or Dr. Richard C. Maurer, SEED, 500 Garrigus Building, University of Kentucky, Lexington, KY 40546 or call (606) 257-7582.

Educational programs of the Kentucky Cooperative Extension Service serves all people regardless of race, color, age, sex, religion, disability, or national origin.

Social and Economic Education for Development



KENTUCKY: BY THE NUMBERS
~ Employment Update ~



Lee County

Julie N. Zimmerman, Lori Garkovich, and Scott Samson
Rural and Economic Development Programs, Rural Sociology

University of Kentucky, College of Agriculture

October, 1999

With the success of the county profiles used in the series "Welfare Reform: By the Numbers," we decided to provide updates through a new series called "Kentucky: By the Numbers." These updates will be provided on an occasional basis as new data become available. Copies are also available online at the Social, Natural and Agricultural Resources Information Laboratory at <http://snril.ca.uky.edu>

	<u>County</u>	<u>State</u>
Total Full- and Part-Time Employment (1997)	2,614	2,188,577
Wage and Salary Employment (1997)	1,970	1,826,463
Proprietors Employment (1997)	644	362,114
Farm Employment (1997)	197	113,759
NonFarm Employment (1997)	2,417	2,074,818
Private Employment (1997)	1,887	1,747,768
Agricultural Services, Forestry, Fishing, and Other (1997)	data n/a	25,242
Mining (1997)	99	26,066
Construction (1997)	153	126,016
Manufacturing (1997)	225	325,799
Transportation and Public Utilities (1997)	85	114,190

< Continued on back side >

< *Continued from front side* >



Social and Economic Education for Development

KENTUCKY: BY THE NUMBERS
~ Employment Update ~



Lee County

Julie N. Zimmerman, Lori Garkovich, and Scott Samson
Rural and Economic Development Programs, Rural Sociology

University of Kentucky, College of Agriculture

October, 1999

Private Employment (1997) (Continued)	<u>County</u>	<u>State</u>
Wholesale (1997)	39	88,010
Retail (1997)	421	388,487
Finance, Insurance, and Real Estate (1997)	73	98,110
Services (1997)	785	555,848
All Government Employment (1997)	530	327,050
Federal Government (Civilian) (1997)	26	37,458
Military (1997)	29	47,922
State & Local Government (1997)	475	241,670
State Government (1997)	99	85,149
Local Government (1997)	376	156,521

These data are from the Regional Economic Information System (REIS) at the U.S. Bureau of Economic Analysis. They were downloaded from University of Virginia Geospatial and Statistical Data Center website at <http://fisher.lib.virginia.edu/>

You can also find data from the REIS at the Government Information Sharing Project at <http://govinfo.kerr.orst.edu/>


SEED (Social and Economic Education for Development) is a program of the Kentucky Cooperative Extension Service at the University of Kentucky. Faculty draw on the resources of the Social and Natural Resources Information Laboratory and professional contacts at the University of Kentucky, other agencies, and community programs throughout the country. For more information contact your local Cooperative Extension office or Dr. Richard C. Maurer, SEED, 500 Garrigus Building, University of Kentucky, Lexington, KY 40546 or call (606) 257-7582.

Educational programs of the Kentucky Cooperative Extension Service serves all people regardless of race, color, age, sex, religion, disability, or national origin.

Social and Economic Education for Development



KENTUCKY: BY THE NUMBERS
~ Employment Update ~



Leslie County

Julie N. Zimmerman, Lori Garkovich, and Scott Samson
Rural and Economic Development Programs, Rural Sociology

University of Kentucky, College of Agriculture

October, 1999

With the success of the county profiles used in the series "Welfare Reform: By the Numbers," we decided to provide updates through a new series called "Kentucky: By the Numbers." These updates will be provided on an occasional basis as new data become available. Copies are also available online at the Social, Natural and Agricultural Resources Information Laboratory at <http://snril.ca.uky.edu>

	<u>County</u>	<u>State</u>
Total Full- and Part-Time Employment (1997)	4,401	2,188,577
Wage and Salary Employment (1997)	3,733	1,826,463
Proprietors Employment (1997)	668	362,114
Farm Employment (1997)	21	113,759
NonFarm Employment (1997)	4,380	2,074,818
Private Employment (1997)	3,568	1,747,768
Agricultural Services, Forestry, Fishing, and Other (1997)	data n/a	25,242
Mining (1997)	1,199	26,066
Construction (1997)	43	126,016
Manufacturing (1997)	467	325,799
Transportation and Public Utilities (1997)	273	114,190

< Continued on back side >

< *Continued from front side* >



Social and Economic Education for Development

KENTUCKY: BY THE NUMBERS
~ Employment Update ~



Leslie County

Julie N. Zimmerman, Lori Garkovich, and Scott Samson
Rural and Economic Development Programs, Rural Sociology

University of Kentucky, College of Agriculture

October, 1999

Private Employment (1997) (Continued)	<u>County</u>	<u>State</u>
Wholesale (1997)	32	88,010
Retail (1997)	450	388,487
Finance, Insurance, and Real Estate (1997)	102	98,110
Services (1997)	994	555,848
All Government Employment (1997)	812	327,050
Federal Government (Civilian) (1997)	36	37,458
Military (1997)	49	47,922
State & Local Government (1997)	727	241,670
State Government (1997)	112	85,149
Local Government (1997)	615	156,521

These data are from the Regional Economic Information System (REIS) at the U.S. Bureau of Economic Analysis. They were downloaded from University of Virginia Geospatial and Statistical Data Center website at <http://fisher.lib.virginia.edu/>

You can also find data from the REIS at the Government Information Sharing Project at <http://govinfo.kerr.orst.edu/>

SEED (Social and Economic Education for Development) is a program of the Kentucky Cooperative Extension Service at the University of Kentucky. Faculty draw on the resources of the Social and Natural Resources Information Laboratory and professional contacts at the University of Kentucky, other agencies, and community programs throughout the country. For more information contact your local Cooperative Extension office or Dr. Richard C. Maurer, SEED, 500 Garrigus Building, University of Kentucky, Lexington, KY 40546 or call (606) 257-7582.

Educational programs of the Kentucky Cooperative Extension Service serves all people regardless of race, color, age, sex, religion, disability, or national origin.


Social and Economic Education for Development



KENTUCKY: BY THE NUMBERS

~ Employment Update ~

Letcher County



Julie N. Zimmerman, Lori Garkovich, and Scott Samson
Rural and Economic Development Programs, Rural Sociology

University of Kentucky, College of Agriculture

October, 1999

With the success of the county profiles used in the series "Welfare Reform: By the Numbers," we decided to provide updates through a new series called "Kentucky: By the Numbers." These updates will be provided on an occasional basis as new data become available. Copies are also available online at the Social, Natural and Agricultural Resources Information Laboratory at <http://snril.ca.uky.edu>

	<u>County</u>	<u>State</u>
Total Full- and Part-Time Employment (1997)	7,556	2,188,577
Wage and Salary Employment (1997)	6,529	1,826,463
Proprietors Employment (1997)	1,027	362,114
Farm Employment (1997)	33	113,759
NonFarm Employment (1997)	7,523	2,074,818
Private Employment (1997)	6,060	1,747,768
Agricultural Services, Forestry, Fishing, and Other (1997)	data n/a	25,242
Mining (1997)	1,034	26,066
Construction (1997)	data n/a	126,016
Manufacturing (1997)	188	325,799
Transportation and Public Utilities (1997)	433	114,190

< Continued on back side >

< *Continued from front side* >



Social and Economic Education for Development

KENTUCKY: BY THE NUMBERS
~ Employment Update ~



Letcher County

Julie N. Zimmerman, Lori Garkovich, and Scott Samson
Rural and Economic Development Programs, Rural Sociology

University of Kentucky, College of Agriculture

October, 1999

Private Employment (1997) (Continued)	<u>County</u>	<u>State</u>
Wholesale (1997)	219	88,010
Retail (1997)	1,509	388,487
Finance, Insurance, and Real Estate (1997)	195	98,110
Services (1997)	2,071	555,848
All Government Employment (1997)	1,463	327,050
Federal Government (Civilian) (1997)	76	37,458
Military (1997)	96	47,922
State & Local Government (1997)	1,291	241,670
State Government (1997)	173	85,149
Local Government (1997)	1,118	156,521

These data are from the Regional Economic Information System (REIS) at the U.S. Bureau of Economic Analysis. They were downloaded from University of Virginia Geospatial and Statistical Data Center website at <http://fisher.lib.virginia.edu/>

You can also find data from the REIS at the Government Information Sharing Project at <http://govinfo.kerr.orst.edu/>

SEED (Social and Economic Education for Development) is a program of the Kentucky Cooperative Extension Service at the University of Kentucky. Faculty draw on the resources of the Social and Natural Resources Information Laboratory and professional contacts at the University of Kentucky, other agencies, and community programs throughout the country. For more information contact your local Cooperative Extension office or Dr. Richard C. Maurer, SEED, 500 Garrigus Building, University of Kentucky, Lexington, KY 40546 or call (606) 257-7582.

Educational programs of the Kentucky Cooperative Extension Service serves all people regardless of race, color, age, sex, religion, disability, or national origin.


Social and Economic Education for Development



KENTUCKY: BY THE NUMBERS

~ Employment Update ~

Lewis County



Julie N. Zimmerman, Lori Garkovich, and Scott Samson
Rural and Economic Development Programs, Rural Sociology

University of Kentucky, College of Agriculture

October, 1999

With the success of the county profiles used in the series "Welfare Reform: By the Numbers," we decided to provide updates through a new series called "Kentucky: By the Numbers." These updates will be provided on an occasional basis as new data become available. Copies are also available online at the Social, Natural and Agricultural Resources Information Laboratory at <http://snril.ca.uky.edu>

	<u>County</u>	<u>State</u>
Total Full- and Part-Time Employment (1997)	4,526	2,188,577
Wage and Salary Employment (1997)	2,562	1,826,463
Proprietors Employment (1997)	1,964	362,114
Farm Employment (1997)	1,110	113,759
NonFarm Employment (1997)	3,416	2,074,818
Private Employment (1997)	2,800	1,747,768
Agricultural Services, Forestry, Fishing, and Other (1997)	44	25,242
Mining (1997)	-	26,066
Construction (1997)	297	126,016
Manufacturing (1997)	848	325,799
Transportation and Public Utilities (1997)	215	114,190

< Continued on back side >

< *Continued from front side* >



Social and Economic Education for Development

KENTUCKY: BY THE NUMBERS
~ Employment Update ~



Lewis County

Julie N. Zimmerman, Lori Garkovich, and Scott Samson
Rural and Economic Development Programs, Rural Sociology

University of Kentucky, College of Agriculture

October, 1999

Private Employment (1997) (Continued)	<u>County</u>	<u>State</u>
Wholesale (1997)	29	88,010
Retail (1997)	518	388,487
Finance, Insurance, and Real Estate (1997)	146	98,110
Services (1997)	703	555,848
All Government Employment (1997)	616	327,050
Federal Government (Civilian) (1997)	24	37,458
Military (1997)	49	47,922
State & Local Government (1997)	543	241,670
State Government (1997)	61	85,149
Local Government (1997)	482	156,521

These data are from the Regional Economic Information System (REIS) at the U.S. Bureau of Economic Analysis. They were downloaded from University of Virginia Geospatial and Statistical Data Center website at <http://fisher.lib.virginia.edu/>

You can also find data from the REIS at the Government Information Sharing Project at <http://govinfo.kerr.orst.edu/>

SEED (Social and Economic Education for Development) is a program of the Kentucky Cooperative Extension Service at the University of Kentucky. Faculty draw on the resources of the Social and Natural Resources Information Laboratory and professional contacts at the University of Kentucky, other agencies, and community programs throughout the country. For more information contact your local Cooperative Extension office or Dr. Richard C. Maurer, SEED, 500 Garrigus Building, University of Kentucky, Lexington, KY 40546 or call (606) 257-7582.

Educational programs of the Kentucky Cooperative Extension Service serves all people regardless of race, color, age, sex, religion, disability, or national origin.


Social and Economic Education for Development



KENTUCKY: BY THE NUMBERS

~ Employment Update ~

Lincoln County



Julie N. Zimmerman, Lori Garkovich, and Scott Samson
Rural and Economic Development Programs, Rural Sociology

University of Kentucky, College of Agriculture

October, 1999

With the success of the county profiles used in the series "Welfare Reform: By the Numbers," we decided to provide updates through a new series called "Kentucky: By the Numbers." These updates will be provided on an occasional basis as new data become available. Copies are also available online at the Social, Natural and Agricultural Resources Information Laboratory at <http://snril.ca.uky.edu>

	<u>County</u>	<u>State</u>
Total Full- and Part-Time Employment (1997)	7,463	2,188,577
Wage and Salary Employment (1997)	4,565	1,826,463
Proprietors Employment (1997)	2,898	362,114
Farm Employment (1997)	1,803	113,759
NonFarm Employment (1997)	5,660	2,074,818
Private Employment (1997)	4,632	1,747,768
Agricultural Services, Forestry, Fishing, and Other (1997)	172	25,242
Mining (1997)	data n/a	26,066
Construction (1997)	494	126,016
Manufacturing (1997)	1,036	325,799
Transportation and Public Utilities (1997)	309	114,190

< Continued on back side >

< *Continued from front side* >



Social and Economic Education for Development

KENTUCKY: BY THE NUMBERS
~ Employment Update ~



Lincoln County

Julie N. Zimmerman, Lori Garkovich, and Scott Samson
Rural and Economic Development Programs, Rural Sociology

University of Kentucky, College of Agriculture

October, 1999

Private Employment (1997) (Continued)	<u>County</u>	<u>State</u>
Wholesale (1997)	124	88,010
Retail (1997)	966	388,487
Finance, Insurance, and Real Estate (1997)	299	98,110
Services (1997)	1,230	555,848
All Government Employment (1997)	1,028	327,050
Federal Government (Civilian) (1997)	52	37,458
Military (1997)	79	47,922
State & Local Government (1997)	897	241,670
State Government (1997)	75	85,149
Local Government (1997)	822	156,521

These data are from the Regional Economic Information System (REIS) at the U.S. Bureau of Economic Analysis. They were downloaded from University of Virginia Geospatial and Statistical Data Center website at <http://fisher.lib.virginia.edu/>

You can also find data from the REIS at the Government Information Sharing Project at <http://govinfo.kerr.orst.edu/>

SEED (Social and Economic Education for Development) is a program of the Kentucky Cooperative Extension Service at the University of Kentucky. Faculty draw on the resources of the Social and Natural Resources Information Laboratory and professional contacts at the University of Kentucky, other agencies, and community programs throughout the country. For more information contact your local Cooperative Extension office or Dr. Richard C. Maurer, SEED, 500 Garrigus Building, University of Kentucky, Lexington, KY 40546 or call (606) 257-7582.

Educational programs of the Kentucky Cooperative Extension Service serves all people regardless of race, color, age, sex, religion, disability, or national origin.


Social and Economic Education for Development



KENTUCKY: BY THE NUMBERS

~ Employment Update ~

Livingston County



Julie N. Zimmerman, Lori Garkovich, and Scott Samson
Rural and Economic Development Programs, Rural Sociology

University of Kentucky, College of Agriculture

October, 1999

With the success of the county profiles used in the series "Welfare Reform: By the Numbers," we decided to provide updates through a new series called "Kentucky: By the Numbers." These updates will be provided on an occasional basis as new data become available. Copies are also available online at the Social, Natural and Agricultural Resources Information Laboratory at <http://snril.ca.uky.edu>

	<u>County</u>	<u>State</u>
Total Full- and Part-Time Employment (1997)	3,821	2,188,577
Wage and Salary Employment (1997)	2,596	1,826,463
Proprietors Employment (1997)	1,225	362,114
Farm Employment (1997)	442	113,759
NonFarm Employment (1997)	3,379	2,074,818
Private Employment (1997)	2,915	1,747,768
Agricultural Services, Forestry, Fishing, and Other (1997)	52	25,242
Mining (1997)	data n/a	26,066
Construction (1997)	347	126,016
Manufacturing (1997)	187	325,799
Transportation and Public Utilities (1997)	data n/a	114,190

< Continued on back side >

< *Continued from front side* >



Social and Economic Education for Development

KENTUCKY: BY THE NUMBERS
~ Employment Update ~



Livingston County

Julie N. Zimmerman, Lori Garkovich, and Scott Samson
Rural and Economic Development Programs, Rural Sociology

University of Kentucky, College of Agriculture

October, 1999

Private Employment (1997) (Continued)	<u>County</u>	<u>State</u>
Wholesale (1997)	70	88,010
Retail (1997)	816	388,487
Finance, Insurance, and Real Estate (1997)	76	98,110
Services (1997)	791	555,848
All Government Employment (1997)	464	327,050
Federal Government (Civilian) (1997)	81	37,458
Military (1997)	34	47,922
State & Local Government (1997)	349	241,670
State Government (1997)	43	85,149
Local Government (1997)	306	156,521

These data are from the Regional Economic Information System (REIS) at the U.S. Bureau of Economic Analysis. They were downloaded from University of Virginia Geospatial and Statistical Data Center website at <http://fisher.lib.virginia.edu/>

You can also find data from the REIS at the Government Information Sharing Project at <http://govinfo.kerr.orst.edu/>


SEED (Social and Economic Education for Development) is a program of the Kentucky Cooperative Extension Service at the University of Kentucky. Faculty draw on the resources of the Social and Natural Resources Information Laboratory and professional contacts at the University of Kentucky, other agencies, and community programs throughout the country. For more information contact your local Cooperative Extension office or Dr. Richard C. Maurer, SEED, 500 Garrigus Building, University of Kentucky, Lexington, KY 40546 or call (606) 257-7582.

Educational programs of the Kentucky Cooperative Extension Service serves all people regardless of race, color, age, sex, religion, disability, or national origin.

Social and Economic Education for Development



KENTUCKY: BY THE NUMBERS
~ Employment Update ~



Logan County

Julie N. Zimmerman, Lori Garkovich, and Scott Samson
Rural and Economic Development Programs, Rural Sociology

University of Kentucky, College of Agriculture

October, 1999

With the success of the county profiles used in the series "Welfare Reform: By the Numbers," we decided to provide updates through a new series called "Kentucky: By the Numbers." These updates will be provided on an occasional basis as new data become available. Copies are also available online at the Social, Natural and Agricultural Resources Information Laboratory at <http://snril.ca.uky.edu>

	<u>County</u>	<u>State</u>
Total Full- and Part-Time Employment (1997)	13,898	2,188,577
Wage and Salary Employment (1997)	10,518	1,826,463
Proprietors Employment (1997)	3,380	362,114
Farm Employment (1997)	1,650	113,759
NonFarm Employment (1997)	12,248	2,074,818
Private Employment (1997)	10,903	1,747,768
Agricultural Services, Forestry, Fishing, and Other (1997)	149	25,242
Mining (1997)	28	26,066
Construction (1997)	716	126,016
Manufacturing (1997)	4,959	325,799
Transportation and Public Utilities (1997)	359	114,190

< Continued on back side >

< *Continued from front side* >



Social and Economic Education for Development

KENTUCKY: BY THE NUMBERS
~ Employment Update ~



Logan County

Julie N. Zimmerman, Lori Garkovich, and Scott Samson
Rural and Economic Development Programs, Rural Sociology

University of Kentucky, College of Agriculture

October, 1999

Private Employment (1997) (Continued)	<u>County</u>	<u>State</u>
Wholesale (1997)	275	88,010
Retail (1997)	1,715	388,487
Finance, Insurance, and Real Estate (1997)	405	98,110
Services (1997)	2,297	555,848
All Government Employment (1997)	1,345	327,050
Federal Government (Civilian) (1997)	72	37,458
Military (1997)	94	47,922
State & Local Government (1997)	1,179	241,670
State Government (1997)	158	85,149
Local Government (1997)	1,021	156,521

These data are from the Regional Economic Information System (REIS) at the U.S. Bureau of Economic Analysis. They were downloaded from University of Virginia Geospatial and Statistical Data Center website at <http://fisher.lib.virginia.edu/>

You can also find data from the REIS at the Government Information Sharing Project at <http://govinfo.kerr.orst.edu/>


SEED (Social and Economic Education for Development) is a program of the Kentucky Cooperative Extension Service at the University of Kentucky. Faculty draw on the resources of the Social and Natural Resources Information Laboratory and professional contacts at the University of Kentucky, other agencies, and community programs throughout the country. For more information contact your local Cooperative Extension office or Dr. Richard C. Maurer, SEED, 500 Garrigus Building, University of Kentucky, Lexington, KY 40546 or call (606) 257-7582.

Educational programs of the Kentucky Cooperative Extension Service serves all people regardless of race, color, age, sex, religion, disability, or national origin.

Social and Economic Education for Development



KENTUCKY: BY THE NUMBERS
~ Employment Update ~



Lyon County

Julie N. Zimmerman, Lori Garkovich, and Scott Samson
Rural and Economic Development Programs, Rural Sociology

University of Kentucky, College of Agriculture

October, 1999

With the success of the county profiles used in the series "Welfare Reform: By the Numbers," we decided to provide updates through a new series called "Kentucky: By the Numbers." These updates will be provided on an occasional basis as new data become available. Copies are also available online at the Social, Natural and Agricultural Resources Information Laboratory at <http://snril.ca.uky.edu>

	<u>County</u>	<u>State</u>
Total Full- and Part-Time Employment (1997)	3,114	2,188,577
Wage and Salary Employment (1997)	2,413	1,826,463
Proprietors Employment (1997)	701	362,114
Farm Employment (1997)	274	113,759
NonFarm Employment (1997)	2,840	2,074,818
Private Employment (1997)	2,089	1,747,768
Agricultural Services, Forestry, Fishing, and Other (1997)	42	25,242
Mining (1997)	data n/a	26,066
Construction (1997)	305	126,016
Manufacturing (1997)	239	325,799
Transportation and Public Utilities (1997)	69	114,190

< Continued on back side >

< *Continued from front side* >



Social and Economic Education for Development

KENTUCKY: BY THE NUMBERS
~ Employment Update ~



Lyon County

Julie N. Zimmerman, Lori Garkovich, and Scott Samson
Rural and Economic Development Programs, Rural Sociology

University of Kentucky, College of Agriculture

October, 1999

Private Employment (1997) (Continued)	<u>County</u>	<u>State</u>
Wholesale (1997)	22	88,010
Retail (1997)	739	388,487
Finance, Insurance, and Real Estate (1997)	98	98,110
Services (1997)	573	555,848
All Government Employment (1997)	751	327,050
Federal Government (Civilian) (1997)	33	37,458
Military (1997)	29	47,922
State & Local Government (1997)	689	241,670
State Government (1997)	446	85,149
Local Government (1997)	243	156,521

These data are from the Regional Economic Information System (REIS) at the U.S. Bureau of Economic Analysis. They were downloaded from University of Virginia Geospatial and Statistical Data Center website at <http://fisher.lib.virginia.edu/>

You can also find data from the REIS at the Government Information Sharing Project at <http://govinfo.kerr.orst.edu/>

SEED (Social and Economic Education for Development) is a program of the Kentucky Cooperative Extension Service at the University of Kentucky. Faculty draw on the resources of the Social and Natural Resources Information Laboratory and professional contacts at the University of Kentucky, other agencies, and community programs throughout the country. For more information contact your local Cooperative Extension office or Dr. Richard C. Maurer, SEED, 500 Garrigus Building, University of Kentucky, Lexington, KY 40546 or call (606) 257-7582.

Educational programs of the Kentucky Cooperative Extension Service serves all people regardless of race, color, age, sex, religion, disability, or national origin.


Social and Economic Education for Development



KENTUCKY: BY THE NUMBERS

~ Employment Update ~

McCracken County



Julie N. Zimmerman, Lori Garkovich, and Scott Samson
Rural and Economic Development Programs, Rural Sociology

University of Kentucky, College of Agriculture

October, 1999

With the success of the county profiles used in the series "Welfare Reform: By the Numbers," we decided to provide updates through a new series called "Kentucky: By the Numbers." These updates will be provided on an occasional basis as new data become available. Copies are also available online at the Social, Natural and Agricultural Resources Information Laboratory at <http://snril.ca.uky.edu>

	<u>County</u>	<u>State</u>
Total Full- and Part-Time Employment (1997)	45,879	2,188,577
Wage and Salary Employment (1997)	40,574	1,826,463
Proprietors Employment (1997)	5,305	362,114
Farm Employment (1997)	503	113,759
NonFarm Employment (1997)	45,376	2,074,818
Private Employment (1997)	40,858	1,747,768
Agricultural Services, Forestry, Fishing, and Other (1997)	data n/a	25,242
Mining (1997)	data n/a	26,066
Construction (1997)	3,235	126,016
Manufacturing (1997)	5,008	325,799
Transportation and Public Utilities (1997)	2,992	114,190

< Continued on back side >

< *Continued from front side* >



Social and Economic Education for Development

KENTUCKY: BY THE NUMBERS
~ Employment Update ~



McCracken County

Julie N. Zimmerman, Lori Garkovich, and Scott Samson
Rural and Economic Development Programs, Rural Sociology

University of Kentucky, College of Agriculture

October, 1999

Private Employment (1997) (Continued)	<u>County</u>	<u>State</u>
Wholesale (1997)	2,910	88,010
Retail (1997)	10,380	388,487
Finance, Insurance, and Real Estate (1997)	1,837	98,110
Services (1997)	14,110	555,848
All Government Employment (1997)	4,518	327,050
Federal Government (Civilian) (1997)	738	37,458
Military (1997)	253	47,922
State & Local Government (1997)	3,527	241,670
State Government (1997)	985	85,149
Local Government (1997)	2,542	156,521

These data are from the Regional Economic Information System (REIS) at the U.S. Bureau of Economic Analysis. They were downloaded from University of Virginia Geospatial and Statistical Data Center website at <http://fisher.lib.virginia.edu/>

You can also find data from the REIS at the Government Information Sharing Project at <http://govinfo.kerr.orst.edu/>

SEED (Social and Economic Education for Development) is a program of the Kentucky Cooperative Extension Service at the University of Kentucky. Faculty draw on the resources of the Social and Natural Resources Information Laboratory and professional contacts at the University of Kentucky, other agencies, and community programs throughout the country. For more information contact your local Cooperative Extension office or Dr. Richard C. Maurer, SEED, 500 Garrigus Building, University of Kentucky, Lexington, KY 40546 or call (606) 257-7582.

Educational programs of the Kentucky Cooperative Extension Service serves all people regardless of race, color, age, sex, religion, disability, or national origin.


Social and Economic Education for Development



KENTUCKY: BY THE NUMBERS

~ Employment Update ~

McCreary County



Julie N. Zimmerman, Lori Garkovich, and Scott Samson
Rural and Economic Development Programs, Rural Sociology

University of Kentucky, College of Agriculture

October, 1999

With the success of the county profiles used in the series "Welfare Reform: By the Numbers," we decided to provide updates through a new series called "Kentucky: By the Numbers." These updates will be provided on an occasional basis as new data become available. Copies are also available online at the Social, Natural and Agricultural Resources Information Laboratory at <http://snril.ca.uky.edu>

	<u>County</u>	<u>State</u>
Total Full- and Part-Time Employment (1997)	4,481	2,188,577
Wage and Salary Employment (1997)	3,462	1,826,463
Proprietors Employment (1997)	1,019	362,114
Farm Employment (1997)	125	113,759
NonFarm Employment (1997)	4,356	2,074,818
Private Employment (1997)	3,308	1,747,768
Agricultural Services, Forestry, Fishing, and Other (1997)	49	25,242
Mining (1997)	data n/a	26,066
Construction (1997)	158	126,016
Manufacturing (1997)	1,164	325,799
Transportation and Public Utilities (1997)	238	114,190

< Continued on back side >

< *Continued from front side* >



Social and Economic Education for Development

KENTUCKY: BY THE NUMBERS
~ **Employment Update** ~



McCreary County

Julie N. Zimmerman, Lori Garkovich, and Scott Samson
Rural and Economic Development Programs, Rural Sociology

University of Kentucky, College of Agriculture

October, 1999

Private Employment (1997) (Continued)	<u>County</u>	<u>State</u>
Wholesale (1997)	93	88,010
Retail (1997)	628	388,487
Finance, Insurance, and Real Estate (1997)	121	98,110
Services (1997)	849	555,848
All Government Employment (1997)	1,048	327,050
Federal Government (Civilian) (1997)	113	37,458
Military (1997)	60	47,922
State & Local Government (1997)	875	241,670
State Government (1997)	80	85,149
Local Government (1997)	795	156,521

These data are from the Regional Economic Information System (REIS) at the U.S. Bureau of Economic Analysis. They were downloaded from University of Virginia Geospatial and Statistical Data Center website at <http://fisher.lib.virginia.edu/>

You can also find data from the REIS at the Government Information Sharing Project at <http://govinfo.kerr.orst.edu/>

SEED (Social and Economic Education for Development) is a program of the Kentucky Cooperative Extension Service at the University of Kentucky. Faculty draw on the resources of the Social and Natural Resources Information Laboratory and professional contacts at the University of Kentucky, other agencies, and community programs throughout the country. For more information contact your local Cooperative Extension office or Dr. Richard C. Maurer, SEED, 500 Garrigus Building, University of Kentucky, Lexington, KY 40546 or call (606) 257-7582.

Educational programs of the Kentucky Cooperative Extension Service serves all people regardless of race, color, age, sex, religion, disability, or national origin.

