


Social and Economic Education for Development



KENTUCKY: BY THE NUMBERS

~ Employment Update ~

Greenup County



Julie N. Zimmerman, Lori Garkovich, and Scott Samson
Rural and Economic Development Programs, Rural Sociology

University of Kentucky, College of Agriculture

October, 1999

With the success of the county profiles used in the series "Welfare Reform: By the Numbers," we decided to provide updates through a new series called "Kentucky: By the Numbers." These updates will be provided on an occasional basis as new data become available. Copies are also available online at the Social, Natural and Agricultural Resources Information Laboratory at <http://snril.ca.uky.edu>

	<u>County</u>	<u>State</u>
Total Full- and Part-Time Employment (1997)	11,617	2,188,577
Wage and Salary Employment (1997)	8,824	1,826,463
Proprietors Employment (1997)	2,793	362,114
Farm Employment (1997)	967	113,759
NonFarm Employment (1997)	10,650	2,074,818
Private Employment (1997)	8,980	1,747,768
Agricultural Services, Forestry, Fishing, and Other (1997)	data n/a	25,242
Mining (1997)	data n/a	26,066
Construction (1997)	669	126,016
Manufacturing (1997)	1,821	325,799
Transportation and Public Utilities (1997)	1,390	114,190

< Continued on back side >

< *Continued from front side* >



Social and Economic Education for Development

KENTUCKY: BY THE NUMBERS
~ Employment Update ~



Greenup County

Julie N. Zimmerman, Lori Garkovich, and Scott Samson
Rural and Economic Development Programs, Rural Sociology

University of Kentucky, College of Agriculture

October, 1999

Private Employment (1997) (Continued)	<u>County</u>	<u>State</u>
Wholesale (1997)	162	88,010
Retail (1997)	2,077	388,487
Finance, Insurance, and Real Estate (1997)	390	98,110
Services (1997)	2,301	555,848
All Government Employment (1997)	1,670	327,050
Federal Government (Civilian) (1997)	70	37,458
Military (1997)	134	47,922
State & Local Government (1997)	1,466	241,670
State Government (1997)	177	85,149
Local Government (1997)	1,289	156,521

These data are from the Regional Economic Information System (REIS) at the U.S. Bureau of Economic Analysis. They were downloaded from University of Virginia Geospatial and Statistical Data Center website at <http://fisher.lib.virginia.edu/>

You can also find data from the REIS at the Government Information Sharing Project at <http://govinfo.kerr.orst.edu/>

SEED (Social and Economic Education for Development) is a program of the Kentucky Cooperative Extension Service at the University of Kentucky. Faculty draw on the resources of the Social and Natural Resources Information Laboratory and professional contacts at the University of Kentucky, other agencies, and community programs throughout the country. For more information contact your local Cooperative Extension office or Dr. Richard C. Maurer, SEED, 500 Garrigus Building, University of Kentucky, Lexington, KY 40546 or call (606) 257-7582.

Educational programs of the Kentucky Cooperative Extension Service serves all people regardless of race, color, age, sex, religion, disability, or national origin.


Social and Economic Education for Development



KENTUCKY: BY THE NUMBERS

~ Employment Update ~

Hancock County



Julie N. Zimmerman, Lori Garkovich, and Scott Samson
Rural and Economic Development Programs, Rural Sociology

University of Kentucky, College of Agriculture

October, 1999

With the success of the county profiles used in the series "Welfare Reform: By the Numbers," we decided to provide updates through a new series called "Kentucky: By the Numbers." These updates will be provided on an occasional basis as new data become available. Copies are also available online at the Social, Natural and Agricultural Resources Information Laboratory at <http://snril.ca.uky.edu>

	<u>County</u>	<u>State</u>
Total Full- and Part-Time Employment (1997)	6,060	2,188,577
Wage and Salary Employment (1997)	4,921	1,826,463
Proprietors Employment (1997)	1,139	362,114
Farm Employment (1997)	621	113,759
NonFarm Employment (1997)	5,439	2,074,818
Private Employment (1997)	4,971	1,747,768
Agricultural Services, Forestry, Fishing, and Other (1997)	42	25,242
Mining (1997)	24	26,066
Construction (1997)	689	126,016
Manufacturing (1997)	3,077	325,799
Transportation and Public Utilities (1997)	data n/a	114,190

< Continued on back side >

< *Continued from front side* >



Social and Economic Education for Development

KENTUCKY: BY THE NUMBERS
~ Employment Update ~



Hancock County

Julie N. Zimmerman, Lori Garkovich, and Scott Samson
Rural and Economic Development Programs, Rural Sociology

University of Kentucky, College of Agriculture

October, 1999

Private Employment (1997) (Continued)	<u>County</u>	<u>State</u>
Wholesale (1997)	31	88,010
Retail (1997)	274	388,487
Finance, Insurance, and Real Estate (1997)	120	98,110
Services (1997)	data n/a	555,848
All Government Employment (1997)	468	327,050
Federal Government (Civilian) (1997)	23	37,458
Military (1997)	32	47,922
State & Local Government (1997)	413	241,670
State Government (1997)	32	85,149
Local Government (1997)	381	156,521

These data are from the Regional Economic Information System (REIS) at the U.S. Bureau of Economic Analysis. They were downloaded from University of Virginia Geospatial and Statistical Data Center website at <http://fisher.lib.virginia.edu/>

You can also find data from the REIS at the Government Information Sharing Project at <http://govinfo.kerr.orst.edu/>

SEED (Social and Economic Education for Development) is a program of the Kentucky Cooperative Extension Service at the University of Kentucky. Faculty draw on the resources of the Social and Natural Resources Information Laboratory and professional contacts at the University of Kentucky, other agencies, and community programs throughout the country. For more information contact your local Cooperative Extension office or Dr. Richard C. Maurer, SEED, 500 Garrigus Building, University of Kentucky, Lexington, KY 40546 or call (606) 257-7582.

Educational programs of the Kentucky Cooperative Extension Service serves all people regardless of race, color, age, sex, religion, disability, or national origin.


Social and Economic Education for Development



KENTUCKY: BY THE NUMBERS

~ Employment Update ~

Hardin County



Julie N. Zimmerman, Lori Garkovich, and Scott Samson
Rural and Economic Development Programs, Rural Sociology

University of Kentucky, College of Agriculture

October, 1999

With the success of the county profiles used in the series "Welfare Reform: By the Numbers," we decided to provide updates through a new series called "Kentucky: By the Numbers." These updates will be provided on an occasional basis as new data become available. Copies are also available online at the Social, Natural and Agricultural Resources Information Laboratory at <http://snril.ca.uky.edu>

	<u>County</u>	<u>State</u>
Total Full- and Part-Time Employment (1997)	57,411	2,188,577
Wage and Salary Employment (1997)	49,339	1,826,463
Proprietors Employment (1997)	8,072	362,114
Farm Employment (1997)	2,178	113,759
NonFarm Employment (1997)	55,233	2,074,818
Private Employment (1997)	35,010	1,747,768
Agricultural Services, Forestry, Fishing, and Other (1997)	377	25,242
Mining (1997)	107	26,066
Construction (1997)	2,646	126,016
Manufacturing (1997)	7,031	325,799
Transportation and Public Utilities (1997)	1,871	114,190

< Continued on back side >

< *Continued from front side* >



Social and Economic Education for Development

KENTUCKY: BY THE NUMBERS
~ Employment Update ~



Hardin County

Julie N. Zimmerman, Lori Garkovich, and Scott Samson
Rural and Economic Development Programs, Rural Sociology

University of Kentucky, College of Agriculture

October, 1999

Private Employment (1997) (Continued)	<u>County</u>	<u>State</u>
Wholesale (1997)	1,115	88,010
Retail (1997)	9,466	388,487
Finance, Insurance, and Real Estate (1997)	1,877	98,110
Services (1997)	10,520	555,848
All Government Employment (1997)	20,223	327,050
Federal Government (Civilian) (1997)	5,395	37,458
Military (1997)	9,659	47,922
State & Local Government (1997)	5,169	241,670
State Government (1997)	1,076	85,149
Local Government (1997)	4,093	156,521

These data are from the Regional Economic Information System (REIS) at the U.S. Bureau of Economic Analysis. They were downloaded from University of Virginia Geospatial and Statistical Data Center website at <http://fisher.lib.virginia.edu/>

You can also find data from the REIS at the Government Information Sharing Project at <http://govinfo.kerr.orst.edu/>

SEED (Social and Economic Education for Development) is a program of the Kentucky Cooperative Extension Service at the University of Kentucky. Faculty draw on the resources of the Social and Natural Resources Information Laboratory and professional contacts at the University of Kentucky, other agencies, and community programs throughout the country. For more information contact your local Cooperative Extension office or Dr. Richard C. Maurer, SEED, 500 Garrigus Building, University of Kentucky, Lexington, KY 40546 or call (606) 257-7582.

Educational programs of the Kentucky Cooperative Extension Service serves all people regardless of race, color, age, sex, religion, disability, or national origin.


Social and Economic Education for Development



KENTUCKY: BY THE NUMBERS

~ Employment Update ~

Harlan County



Julie N. Zimmerman, Lori Garkovich, and Scott Samson
Rural and Economic Development Programs, Rural Sociology

University of Kentucky, College of Agriculture

October, 1999

With the success of the county profiles used in the series "Welfare Reform: By the Numbers," we decided to provide updates through a new series called "Kentucky: By the Numbers." These updates will be provided on an occasional basis as new data become available. Copies are also available online at the Social, Natural and Agricultural Resources Information Laboratory at <http://snril.ca.uky.edu>

	<u>County</u>	<u>State</u>
Total Full- and Part-Time Employment (1997)	10,492	2,188,577
Wage and Salary Employment (1997)	9,387	1,826,463
Proprietors Employment (1997)	1,105	362,114
Farm Employment (1997)	29	113,759
NonFarm Employment (1997)	10,463	2,074,818
Private Employment (1997)	8,074	1,747,768
Agricultural Services, Forestry, Fishing, and Other (1997)	data n/a	25,242
Mining (1997)	1,384	26,066
Construction (1997)	data n/a	126,016
Manufacturing (1997)	478	325,799
Transportation and Public Utilities (1997)	530	114,190

< Continued on back side >

< *Continued from front side* >



Social and Economic Education for Development

KENTUCKY: BY THE NUMBERS
~ Employment Update ~



Harlan County

Julie N. Zimmerman, Lori Garkovich, and Scott Samson
Rural and Economic Development Programs, Rural Sociology

University of Kentucky, College of Agriculture

October, 1999

Private Employment (1997) (Continued)	<u>County</u>	<u>State</u>
Wholesale (1997)	400	88,010
Retail (1997)	2,014	388,487
Finance, Insurance, and Real Estate (1997)	328	98,110
Services (1997)	2,583	555,848
All Government Employment (1997)	2,389	327,050
Federal Government (Civilian) (1997)	120	37,458
Military (1997)	127	47,922
State & Local Government (1997)	2,142	241,670
State Government (1997)	627	85,149
Local Government (1997)	1,515	156,521

These data are from the Regional Economic Information System (REIS) at the U.S. Bureau of Economic Analysis. They were downloaded from University of Virginia Geospatial and Statistical Data Center website at <http://fisher.lib.virginia.edu/>

You can also find data from the REIS at the Government Information Sharing Project at <http://govinfo.kerr.orst.edu/>

SEED (Social and Economic Education for Development) is a program of the Kentucky Cooperative Extension Service at the University of Kentucky. Faculty draw on the resources of the Social and Natural Resources Information Laboratory and professional contacts at the University of Kentucky, other agencies, and community programs throughout the country. For more information contact your local Cooperative Extension office or Dr. Richard C. Maurer, SEED, 500 Garrigus Building, University of Kentucky, Lexington, KY 40546 or call (606) 257-7582.

Educational programs of the Kentucky Cooperative Extension Service serves all people regardless of race, color, age, sex, religion, disability, or national origin.


Social and Economic Education for Development



KENTUCKY: BY THE NUMBERS

~ Employment Update ~

Harrison County



Julie N. Zimmerman, Lori Garkovich, and Scott Samson
Rural and Economic Development Programs, Rural Sociology

University of Kentucky, College of Agriculture

October, 1999

With the success of the county profiles used in the series "Welfare Reform: By the Numbers," we decided to provide updates through a new series called "Kentucky: By the Numbers." These updates will be provided on an occasional basis as new data become available. Copies are also available online at the Social, Natural and Agricultural Resources Information Laboratory at <http://snril.ca.uky.edu>

	<u>County</u>	<u>State</u>
Total Full- and Part-Time Employment (1997)	8,094	2,188,577
Wage and Salary Employment (1997)	5,874	1,826,463
Proprietors Employment (1997)	2,220	362,114
Farm Employment (1997)	1,450	113,759
NonFarm Employment (1997)	6,644	2,074,818
Private Employment (1997)	5,748	1,747,768
Agricultural Services, Forestry, Fishing, and Other (1997)	172	25,242
Mining (1997)	-	26,066
Construction (1997)	434	126,016
Manufacturing (1997)	1,849	325,799
Transportation and Public Utilities (1997)	165	114,190

< Continued on back side >

< *Continued from front side* >



Social and Economic Education for Development

KENTUCKY: BY THE NUMBERS
~ Employment Update ~



Harrison County

Julie N. Zimmerman, Lori Garkovich, and Scott Samson
Rural and Economic Development Programs, Rural Sociology

University of Kentucky, College of Agriculture

October, 1999

Private Employment (1997) (Continued)	<u>County</u>	<u>State</u>
Wholesale (1997)	143	88,010
Retail (1997)	1,252	388,487
Finance, Insurance, and Real Estate (1997)	268	98,110
Services (1997)	1,465	555,848
All Government Employment (1997)	896	327,050
Federal Government (Civilian) (1997)	59	37,458
Military (1997)	63	47,922
State & Local Government (1997)	774	241,670
State Government (1997)	96	85,149
Local Government (1997)	678	156,521

These data are from the Regional Economic Information System (REIS) at the U.S. Bureau of Economic Analysis. They were downloaded from University of Virginia Geospatial and Statistical Data Center website at <http://fisher.lib.virginia.edu/>

You can also find data from the REIS at the Government Information Sharing Project at <http://govinfo.kerr.orst.edu/>


SEED (Social and Economic Education for Development) is a program of the Kentucky Cooperative Extension Service at the University of Kentucky. Faculty draw on the resources of the Social and Natural Resources Information Laboratory and professional contacts at the University of Kentucky, other agencies, and community programs throughout the country. For more information contact your local Cooperative Extension office or Dr. Richard C. Maurer, SEED, 500 Garrigus Building, University of Kentucky, Lexington, KY 40546 or call (606) 257-7582.

Educational programs of the Kentucky Cooperative Extension Service serves all people regardless of race, color, age, sex, religion, disability, or national origin.

Social and Economic Education for Development



KENTUCKY: BY THE NUMBERS
~ Employment Update ~



Hart County

Julie N. Zimmerman, Lori Garkovich, and Scott Samson
Rural and Economic Development Programs, Rural Sociology

University of Kentucky, College of Agriculture

October, 1999

With the success of the county profiles used in the series "Welfare Reform: By the Numbers," we decided to provide updates through a new series called "Kentucky: By the Numbers." These updates will be provided on an occasional basis as new data become available. Copies are also available online at the Social, Natural and Agricultural Resources Information Laboratory at <http://snril.ca.uky.edu>

	<u>County</u>	<u>State</u>
Total Full- and Part-Time Employment (1997)	7,338	2,188,577
Wage and Salary Employment (1997)	4,425	1,826,463
Proprietors Employment (1997)	2,913	362,114
Farm Employment (1997)	2,110	113,759
NonFarm Employment (1997)	5,228	2,074,818
Private Employment (1997)	4,441	1,747,768
Agricultural Services, Forestry, Fishing, and Other (1997)	133	25,242
Mining (1997)	18	26,066
Construction (1997)	297	126,016
Manufacturing (1997)	1,338	325,799
Transportation and Public Utilities (1997)	103	114,190

< Continued on back side >

< *Continued from front side* >



Social and Economic Education for Development

KENTUCKY: BY THE NUMBERS
~ Employment Update ~



Hart County

Julie N. Zimmerman, Lori Garkovich, and Scott Samson
Rural and Economic Development Programs, Rural Sociology

University of Kentucky, College of Agriculture

October, 1999

Private Employment (1997) (Continued)	<u>County</u>	<u>State</u>
Wholesale (1997)	164	88,010
Retail (1997)	1,008	388,487
Finance, Insurance, and Real Estate (1997)	208	98,110
Services (1997)	1,172	555,848
All Government Employment (1997)	787	327,050
Federal Government (Civilian) (1997)	47	37,458
Military (1997)	60	47,922
State & Local Government (1997)	680	241,670
State Government (1997)	70	85,149
Local Government (1997)	610	156,521

These data are from the Regional Economic Information System (REIS) at the U.S. Bureau of Economic Analysis. They were downloaded from University of Virginia Geospatial and Statistical Data Center website at <http://fisher.lib.virginia.edu/>

You can also find data from the REIS at the Government Information Sharing Project at <http://govinfo.kerr.orst.edu/>

SEED (Social and Economic Education for Development) is a program of the Kentucky Cooperative Extension Service at the University of Kentucky. Faculty draw on the resources of the Social and Natural Resources Information Laboratory and professional contacts at the University of Kentucky, other agencies, and community programs throughout the country. For more information contact your local Cooperative Extension office or Dr. Richard C. Maurer, SEED, 500 Garrigus Building, University of Kentucky, Lexington, KY 40546 or call (606) 257-7582.

Educational programs of the Kentucky Cooperative Extension Service serves all people regardless of race, color, age, sex, religion, disability, or national origin.


Social and Economic Education for Development



KENTUCKY: BY THE NUMBERS

~ Employment Update ~

Henderson County



Julie N. Zimmerman, Lori Garkovich, and Scott Samson
Rural and Economic Development Programs, Rural Sociology

University of Kentucky, College of Agriculture

October, 1999

With the success of the county profiles used in the series "Welfare Reform: By the Numbers," we decided to provide updates through a new series called "Kentucky: By the Numbers." These updates will be provided on an occasional basis as new data become available. Copies are also available online at the Social, Natural and Agricultural Resources Information Laboratory at <http://snril.ca.uky.edu>

	<u>County</u>	<u>State</u>
Total Full- and Part-Time Employment (1997)	26,690	2,188,577
Wage and Salary Employment (1997)	22,867	1,826,463
Proprietors Employment (1997)	3,823	362,114
Farm Employment (1997)	788	113,759
NonFarm Employment (1997)	25,902	2,074,818
Private Employment (1997)	23,274	1,747,768
Agricultural Services, Forestry, Fishing, and Other (1997)	168	25,242
Mining (1997)	420	26,066
Construction (1997)	1,476	126,016
Manufacturing (1997)	8,002	325,799
Transportation and Public Utilities (1997)	881	114,190

< Continued on back side >

< *Continued from front side* >



Social and Economic Education for Development

KENTUCKY: BY THE NUMBERS
~ Employment Update ~



Henderson County

Julie N. Zimmerman, Lori Garkovich, and Scott Samson
Rural and Economic Development Programs, Rural Sociology

University of Kentucky, College of Agriculture

October, 1999

Private Employment (1997) (Continued)	<u>County</u>	<u>State</u>
Wholesale (1997)	863	88,010
Retail (1997)	3,914	388,487
Finance, Insurance, and Real Estate (1997)	806	98,110
Services (1997)	6,744	555,848
All Government Employment (1997)	2,628	327,050
Federal Government (Civilian) (1997)	123	37,458
Military (1997)	161	47,922
State & Local Government (1997)	2,344	241,670
State Government (1997)	513	85,149
Local Government (1997)	1,831	156,521

These data are from the Regional Economic Information System (REIS) at the U.S. Bureau of Economic Analysis. They were downloaded from University of Virginia Geospatial and Statistical Data Center website at <http://fisher.lib.virginia.edu/>

You can also find data from the REIS at the Government Information Sharing Project at <http://govinfo.kerr.orst.edu/>

SEED (Social and Economic Education for Development) is a program of the Kentucky Cooperative Extension Service at the University of Kentucky. Faculty draw on the resources of the Social and Natural Resources Information Laboratory and professional contacts at the University of Kentucky, other agencies, and community programs throughout the country. For more information contact your local Cooperative Extension office or Dr. Richard C. Maurer, SEED, 500 Garrigus Building, University of Kentucky, Lexington, KY 40546 or call (606) 257-7582.

Educational programs of the Kentucky Cooperative Extension Service serves all people regardless of race, color, age, sex, religion, disability, or national origin.


Social and Economic Education for Development



KENTUCKY: BY THE NUMBERS

~ Employment Update ~

Henry County



Julie N. Zimmerman, Lori Garkovich, and Scott Samson
Rural and Economic Development Programs, Rural Sociology

University of Kentucky, College of Agriculture

October, 1999

With the success of the county profiles used in the series "Welfare Reform: By the Numbers," we decided to provide updates through a new series called "Kentucky: By the Numbers." These updates will be provided on an occasional basis as new data become available. Copies are also available online at the Social, Natural and Agricultural Resources Information Laboratory at <http://snril.ca.uky.edu>

	<u>County</u>	<u>State</u>
Total Full- and Part-Time Employment (1997)	5,624	2,188,577
Wage and Salary Employment (1997)	3,427	1,826,463
Proprietors Employment (1997)	2,197	362,114
Farm Employment (1997)	1,369	113,759
NonFarm Employment (1997)	4,255	2,074,818
Private Employment (1997)	3,553	1,747,768
Agricultural Services, Forestry, Fishing, and Other (1997)	data n/a	25,242
Mining (1997)	data n/a	26,066
Construction (1997)	372	126,016
Manufacturing (1997)	811	325,799
Transportation and Public Utilities (1997)	164	114,190

< Continued on back side >

< *Continued from front side* >



Social and Economic Education for Development

KENTUCKY: BY THE NUMBERS
~ Employment Update ~



Henry County

Julie N. Zimmerman, Lori Garkovich, and Scott Samson
Rural and Economic Development Programs, Rural Sociology

University of Kentucky, College of Agriculture

October, 1999

Private Employment (1997) (Continued)	<u>County</u>	<u>State</u>
Wholesale (1997)	183	88,010
Retail (1997)	756	388,487
Finance, Insurance, and Real Estate (1997)	187	98,110
Services (1997)	913	555,848
All Government Employment (1997)	702	327,050
Federal Government (Civilian) (1997)	57	37,458
Military (1997)	53	47,922
State & Local Government (1997)	592	241,670
State Government (1997)	81	85,149
Local Government (1997)	511	156,521

These data are from the Regional Economic Information System (REIS) at the U.S. Bureau of Economic Analysis. They were downloaded from University of Virginia Geospatial and Statistical Data Center website at <http://fisher.lib.virginia.edu/>

You can also find data from the REIS at the Government Information Sharing Project at <http://govinfo.kerr.orst.edu/>

SEED (Social and Economic Education for Development) is a program of the Kentucky Cooperative Extension Service at the University of Kentucky. Faculty draw on the resources of the Social and Natural Resources Information Laboratory and professional contacts at the University of Kentucky, other agencies, and community programs throughout the country. For more information contact your local Cooperative Extension office or Dr. Richard C. Maurer, SEED, 500 Garrigus Building, University of Kentucky, Lexington, KY 40546 or call (606) 257-7582.

Educational programs of the Kentucky Cooperative Extension Service serves all people regardless of race, color, age, sex, religion, disability, or national origin.


Social and Economic Education for Development



KENTUCKY: BY THE NUMBERS

~ Employment Update ~

Hickman County



Julie N. Zimmerman, Lori Garkovich, and Scott Samson
Rural and Economic Development Programs, Rural Sociology

University of Kentucky, College of Agriculture

October, 1999

With the success of the county profiles used in the series "Welfare Reform: By the Numbers," we decided to provide updates through a new series called "Kentucky: By the Numbers." These updates will be provided on an occasional basis as new data become available. Copies are also available online at the Social, Natural and Agricultural Resources Information Laboratory at <http://snril.ca.uky.edu>

	<u>County</u>	<u>State</u>
Total Full- and Part-Time Employment (1997)	2,124	2,188,577
Wage and Salary Employment (1997)	1,562	1,826,463
Proprietors Employment (1997)	562	362,114
Farm Employment (1997)	330	113,759
NonFarm Employment (1997)	1,794	2,074,818
Private Employment (1997)	1,500	1,747,768
Agricultural Services, Forestry, Fishing, and Other (1997)	40	25,242
Mining (1997)	-	26,066
Construction (1997)	100	126,016
Manufacturing (1997)	385	325,799
Transportation and Public Utilities (1997)	104	114,190

< Continued on back side >

< *Continued from front side* >



Social and Economic Education for Development

KENTUCKY: BY THE NUMBERS
~ Employment Update ~



Hickman County

Julie N. Zimmerman, Lori Garkovich, and Scott Samson
Rural and Economic Development Programs, Rural Sociology

University of Kentucky, College of Agriculture

October, 1999

Private Employment (1997) (Continued)	<u>County</u>	<u>State</u>
Wholesale (1997)	60	88,010
Retail (1997)	204	388,487
Finance, Insurance, and Real Estate (1997)	107	98,110
Services (1997)	500	555,848
All Government Employment (1997)	294	327,050
Federal Government (Civilian) (1997)	24	37,458
Military (1997)	19	47,922
State & Local Government (1997)	251	241,670
State Government (1997)	55	85,149
Local Government (1997)	196	156,521

These data are from the Regional Economic Information System (REIS) at the U.S. Bureau of Economic Analysis. They were downloaded from University of Virginia Geospatial and Statistical Data Center website at <http://fisher.lib.virginia.edu/>

You can also find data from the REIS at the Government Information Sharing Project at <http://govinfo.kerr.orst.edu/>

SEED (Social and Economic Education for Development) is a program of the Kentucky Cooperative Extension Service at the University of Kentucky. Faculty draw on the resources of the Social and Natural Resources Information Laboratory and professional contacts at the University of Kentucky, other agencies, and community programs throughout the country. For more information contact your local Cooperative Extension office or Dr. Richard C. Maurer, SEED, 500 Garrigus Building, University of Kentucky, Lexington, KY 40546 or call (606) 257-7582.

Educational programs of the Kentucky Cooperative Extension Service serves all people regardless of race, color, age, sex, religion, disability, or national origin.


Social and Economic Education for Development



KENTUCKY: BY THE NUMBERS

~ Employment Update ~

Hopkins County



Julie N. Zimmerman, Lori Garkovich, and Scott Samson
Rural and Economic Development Programs, Rural Sociology

University of Kentucky, College of Agriculture

October, 1999

With the success of the county profiles used in the series "Welfare Reform: By the Numbers," we decided to provide updates through a new series called "Kentucky: By the Numbers." These updates will be provided on an occasional basis as new data become available. Copies are also available online at the Social, Natural and Agricultural Resources Information Laboratory at <http://snril.ca.uky.edu>

	<u>County</u>	<u>State</u>
Total Full- and Part-Time Employment (1997)	23,212	2,188,577
Wage and Salary Employment (1997)	19,281	1,826,463
Proprietors Employment (1997)	3,931	362,114
Farm Employment (1997)	761	113,759
NonFarm Employment (1997)	22,451	2,074,818
Private Employment (1997)	19,233	1,747,768
Agricultural Services, Forestry, Fishing, and Other (1997)	263	25,242
Mining (1997)	1,120	26,066
Construction (1997)	1,285	126,016
Manufacturing (1997)	2,964	325,799
Transportation and Public Utilities (1997)	1,038	114,190

< Continued on back side >

< *Continued from front side* >



Social and Economic Education for Development

KENTUCKY: BY THE NUMBERS
~ Employment Update ~



Hopkins County

Julie N. Zimmerman, Lori Garkovich, and Scott Samson
Rural and Economic Development Programs, Rural Sociology

University of Kentucky, College of Agriculture

October, 1999

Private Employment (1997) (Continued)	<u>County</u>	<u>State</u>
Wholesale (1997)	781	88,010
Retail (1997)	4,524	388,487
Finance, Insurance, and Real Estate (1997)	861	98,110
Services (1997)	6,397	555,848
All Government Employment (1997)	3,218	327,050
Federal Government (Civilian) (1997)	395	37,458
Military (1997)	167	47,922
State & Local Government (1997)	2,656	241,670
State Government (1997)	874	85,149
Local Government (1997)	1,782	156,521

These data are from the Regional Economic Information System (REIS) at the U.S. Bureau of Economic Analysis. They were downloaded from University of Virginia Geospatial and Statistical Data Center website at <http://fisher.lib.virginia.edu/>

You can also find data from the REIS at the Government Information Sharing Project at <http://govinfo.kerr.orst.edu/>

SEED (Social and Economic Education for Development) is a program of the Kentucky Cooperative Extension Service at the University of Kentucky. Faculty draw on the resources of the Social and Natural Resources Information Laboratory and professional contacts at the University of Kentucky, other agencies, and community programs throughout the country. For more information contact your local Cooperative Extension office or Dr. Richard C. Maurer, SEED, 500 Garrigus Building, University of Kentucky, Lexington, KY 40546 or call (606) 257-7582.

Educational programs of the Kentucky Cooperative Extension Service serves all people regardless of race, color, age, sex, religion, disability, or national origin.


Social and Economic Education for Development



KENTUCKY: BY THE NUMBERS

~ Employment Update ~

Jackson County



Julie N. Zimmerman, Lori Garkovich, and Scott Samson
Rural and Economic Development Programs, Rural Sociology

University of Kentucky, College of Agriculture

October, 1999

With the success of the county profiles used in the series "Welfare Reform: By the Numbers," we decided to provide updates through a new series called "Kentucky: By the Numbers." These updates will be provided on an occasional basis as new data become available. Copies are also available online at the Social, Natural and Agricultural Resources Information Laboratory at <http://snril.ca.uky.edu>

	<u>County</u>	<u>State</u>
Total Full- and Part-Time Employment (1997)	4,834	2,188,577
Wage and Salary Employment (1997)	3,184	1,826,463
Proprietors Employment (1997)	1,650	362,114
Farm Employment (1997)	978	113,759
NonFarm Employment (1997)	3,856	2,074,818
Private Employment (1997)	3,112	1,747,768
Agricultural Services, Forestry, Fishing, and Other (1997)	63	25,242
Mining (1997)	data n/a	26,066
Construction (1997)	379	126,016
Manufacturing (1997)	1,038	325,799
Transportation and Public Utilities (1997)	343	114,190

< Continued on back side >

< *Continued from front side* >



Social and Economic Education for Development

KENTUCKY: BY THE NUMBERS
~ Employment Update ~



Jackson County

Julie N. Zimmerman, Lori Garkovich, and Scott Samson
Rural and Economic Development Programs, Rural Sociology

University of Kentucky, College of Agriculture

October, 1999

Private Employment (1997) (Continued)

	<u>County</u>	<u>State</u>
Wholesale (1997)	data n/a	88,010
Retail (1997)	456	388,487
Finance, Insurance, and Real Estate (1997)	76	98,110
Services (1997)	689	555,848

All Government Employment (1997)

	744	327,050
Federal Government (Civilian) (1997)	36	37,458
Military (1997)	46	47,922
State & Local Government (1997)	662	241,670
State Government (1997)	57	85,149
Local Government (1997)	605	156,521

These data are from the Regional Economic Information System (REIS) at the U.S. Bureau of Economic Analysis. They were downloaded from University of Virginia Geospatial and Statistical Data Center website at <http://fisher.lib.virginia.edu/>

You can also find data from the REIS at the Government Information Sharing Project at <http://govinfo.kerr.orst.edu/>

SEED (Social and Economic Education for Development) is a program of the Kentucky Cooperative Extension Service at the University of Kentucky. Faculty draw on the resources of the Social and Natural Resources Information Laboratory and professional contacts at the University of Kentucky, other agencies, and community programs throughout the country. For more information contact your local Cooperative Extension office or Dr. Richard C. Maurer, SEED, 500 Garrigus Building, University of Kentucky, Lexington, KY 40546 or call (606) 257-7582.

Educational programs of the Kentucky Cooperative Extension Service serves all people regardless of race, color, age, sex, religion, disability, or national origin.


Social and Economic Education for Development



KENTUCKY: BY THE NUMBERS

~ Employment Update ~

Jefferson County



Julie N. Zimmerman, Lori Garkovich, and Scott Samson
Rural and Economic Development Programs, Rural Sociology

University of Kentucky, College of Agriculture

October, 1999

With the success of the county profiles used in the series "Welfare Reform: By the Numbers," we decided to provide updates through a new series called "Kentucky: By the Numbers." These updates will be provided on an occasional basis as new data become available. Copies are also available online at the Social, Natural and Agricultural Resources Information Laboratory at <http://snril.ca.uky.edu>

	<u>County</u>	<u>State</u>
Total Full- and Part-Time Employment (1997)	500,777	2,188,577
Wage and Salary Employment (1997)	454,170	1,826,463
Proprietors Employment (1997)	46,607	362,114
Farm Employment (1997)	754	113,759
NonFarm Employment (1997)	500,023	2,074,818
Private Employment (1997)	450,401	1,747,768
Agricultural Services, Forestry, Fishing, and Other (1997)	3,311	25,242
Mining (1997)	383	26,066
Construction (1997)	26,964	126,016
Manufacturing (1997)	65,479	325,799
Transportation and Public Utilities (1997)	35,998	114,190

< Continued on back side >

< *Continued from front side* >



Social and Economic Education for Development

KENTUCKY: BY THE NUMBERS
~ Employment Update ~



Jefferson County

Julie N. Zimmerman, Lori Garkovich, and Scott Samson
Rural and Economic Development Programs, Rural Sociology

University of Kentucky, College of Agriculture

October, 1999

Private Employment (1997) (Continued)	<u>County</u>	<u>State</u>
Wholesale (1997)	28,989	88,010
Retail (1997)	89,266	388,487
Finance, Insurance, and Real Estate (1997)	33,863	98,110
Services (1997)	166,148	555,848
All Government Employment (1997)	49,622	327,050
Federal Government (Civilian) (1997)	7,222	37,458
Military (1997)	2,642	47,922
State & Local Government (1997)	39,758	241,670
State Government (1997)	13,136	85,149
Local Government (1997)	26,622	156,521

These data are from the Regional Economic Information System (REIS) at the U.S. Bureau of Economic Analysis. They were downloaded from University of Virginia Geospatial and Statistical Data Center website at <http://fisher.lib.virginia.edu/>

You can also find data from the REIS at the Government Information Sharing Project at <http://govinfo.kerr.orst.edu/>

SEED (Social and Economic Education for Development) is a program of the Kentucky Cooperative Extension Service at the University of Kentucky. Faculty draw on the resources of the Social and Natural Resources Information Laboratory and professional contacts at the University of Kentucky, other agencies, and community programs throughout the country. For more information contact your local Cooperative Extension office or Dr. Richard C. Maurer, SEED, 500 Garrigus Building, University of Kentucky, Lexington, KY 40546 or call (606) 257-7582.

Educational programs of the Kentucky Cooperative Extension Service serves all people regardless of race, color, age, sex, religion, disability, or national origin.


Social and Economic Education for Development



KENTUCKY: BY THE NUMBERS

~ Employment Update ~

Jessamine County



Julie N. Zimmerman, Lori Garkovich, and Scott Samson
Rural and Economic Development Programs, Rural Sociology

University of Kentucky, College of Agriculture

October, 1999

With the success of the county profiles used in the series "Welfare Reform: By the Numbers," we decided to provide updates through a new series called "Kentucky: By the Numbers." These updates will be provided on an occasional basis as new data become available. Copies are also available online at the Social, Natural and Agricultural Resources Information Laboratory at <http://snril.ca.uky.edu>

	<u>County</u>	<u>State</u>
Total Full- and Part-Time Employment (1997)	17,290	2,188,577
Wage and Salary Employment (1997)	12,721	1,826,463
Proprietors Employment (1997)	4,569	362,114
Farm Employment (1997)	1,046	113,759
NonFarm Employment (1997)	16,244	2,074,818
Private Employment (1997)	14,147	1,747,768
Agricultural Services, Forestry, Fishing, and Other (1997)	data n/a	25,242
Mining (1997)	data n/a	26,066
Construction (1997)	2,009	126,016
Manufacturing (1997)	2,581	325,799
Transportation and Public Utilities (1997)	414	114,190

< Continued on back side >

< *Continued from front side* >



Social and Economic Education for Development

KENTUCKY: BY THE NUMBERS
~ Employment Update ~



Jessamine County

Julie N. Zimmerman, Lori Garkovich, and Scott Samson
Rural and Economic Development Programs, Rural Sociology

University of Kentucky, College of Agriculture

October, 1999

Private Employment (1997) (Continued)	<u>County</u>	<u>State</u>
Wholesale (1997)	1,030	88,010
Retail (1997)	3,117	388,487
Finance, Insurance, and Real Estate (1997)	583	98,110
Services (1997)	3,869	555,848
All Government Employment (1997)	2,097	327,050
Federal Government (Civilian) (1997)	69	37,458
Military (1997)	130	47,922
State & Local Government (1997)	1,898	241,670
State Government (1997)	466	85,149
Local Government (1997)	1,432	156,521

These data are from the Regional Economic Information System (REIS) at the U.S. Bureau of Economic Analysis. They were downloaded from University of Virginia Geospatial and Statistical Data Center website at <http://fisher.lib.virginia.edu/>

You can also find data from the REIS at the Government Information Sharing Project at <http://govinfo.kerr.orst.edu/>

SEED (Social and Economic Education for Development) is a program of the Kentucky Cooperative Extension Service at the University of Kentucky. Faculty draw on the resources of the Social and Natural Resources Information Laboratory and professional contacts at the University of Kentucky, other agencies, and community programs throughout the country. For more information contact your local Cooperative Extension office or Dr. Richard C. Maurer, SEED, 500 Garrigus Building, University of Kentucky, Lexington, KY 40546 or call (606) 257-7582.

Educational programs of the Kentucky Cooperative Extension Service serves all people regardless of race, color, age, sex, religion, disability, or national origin.


Social and Economic Education for Development



KENTUCKY: BY THE NUMBERS

~ Employment Update ~

Johnson County



Julie N. Zimmerman, Lori Garkovich, and Scott Samson
Rural and Economic Development Programs, Rural Sociology

University of Kentucky, College of Agriculture

October, 1999

With the success of the county profiles used in the series "Welfare Reform: By the Numbers," we decided to provide updates through a new series called "Kentucky: By the Numbers." These updates will be provided on an occasional basis as new data become available. Copies are also available online at the Social, Natural and Agricultural Resources Information Laboratory at <http://snril.ca.uky.edu>

	<u>County</u>	<u>State</u>
Total Full- and Part-Time Employment (1997)	8,928	2,188,577
Wage and Salary Employment (1997)	7,394	1,826,463
Proprietors Employment (1997)	1,534	362,114
Farm Employment (1997)	226	113,759
NonFarm Employment (1997)	8,702	2,074,818
Private Employment (1997)	7,050	1,747,768
Agricultural Services, Forestry, Fishing, and Other (1997)	60	25,242
Mining (1997)	249	26,066
Construction (1997)	489	126,016
Manufacturing (1997)	426	325,799
Transportation and Public Utilities (1997)	734	114,190

< Continued on back side >

< *Continued from front side* >



Social and Economic Education for Development

KENTUCKY: BY THE NUMBERS
~ Employment Update ~



Johnson County

Julie N. Zimmerman, Lori Garkovich, and Scott Samson
Rural and Economic Development Programs, Rural Sociology

University of Kentucky, College of Agriculture

October, 1999

Private Employment (1997) (Continued)	<u>County</u>	<u>State</u>
Wholesale (1997)	308	88,010
Retail (1997)	2,442	388,487
Finance, Insurance, and Real Estate (1997)	349	98,110
Services (1997)	1,993	555,848
All Government Employment (1997)	1,652	327,050
Federal Government (Civilian) (1997)	89	37,458
Military (1997)	87	47,922
State & Local Government (1997)	1,476	241,670
State Government (1997)	405	85,149
Local Government (1997)	1,071	156,521

These data are from the Regional Economic Information System (REIS) at the U.S. Bureau of Economic Analysis. They were downloaded from University of Virginia Geospatial and Statistical Data Center website at <http://fisher.lib.virginia.edu/>

You can also find data from the REIS at the Government Information Sharing Project at <http://govinfo.kerr.orst.edu/>

SEED (Social and Economic Education for Development) is a program of the Kentucky Cooperative Extension Service at the University of Kentucky. Faculty draw on the resources of the Social and Natural Resources Information Laboratory and professional contacts at the University of Kentucky, other agencies, and community programs throughout the country. For more information contact your local Cooperative Extension office or Dr. Richard C. Maurer, SEED, 500 Garrigus Building, University of Kentucky, Lexington, KY 40546 or call (606) 257-7582.

Educational programs of the Kentucky Cooperative Extension Service serves all people regardless of race, color, age, sex, religion, disability, or national origin.


Social and Economic Education for Development



KENTUCKY: BY THE NUMBERS

~ Employment Update ~

Kenton County



Julie N. Zimmerman, Lori Garkovich, and Scott Samson
Rural and Economic Development Programs, Rural Sociology

University of Kentucky, College of Agriculture

October, 1999

With the success of the county profiles used in the series "Welfare Reform: By the Numbers," we decided to provide updates through a new series called "Kentucky: By the Numbers." These updates will be provided on an occasional basis as new data become available. Copies are also available online at the Social, Natural and Agricultural Resources Information Laboratory at <http://snril.ca.uky.edu>

	<u>County</u>	<u>State</u>
Total Full- and Part-Time Employment (1997)	67,842	2,188,577
Wage and Salary Employment (1997)	58,312	1,826,463
Proprietors Employment (1997)	9,530	362,114
Farm Employment (1997)	602	113,759
NonFarm Employment (1997)	67,240	2,074,818
Private Employment (1997)	57,106	1,747,768
Agricultural Services, Forestry, Fishing, and Other (1997)	432	25,242
Mining (1997)	23	26,066
Construction (1997)	5,339	126,016
Manufacturing (1997)	4,259	325,799
Transportation and Public Utilities (1997)	2,214	114,190

< Continued on back side >

< *Continued from front side* >



Social and Economic Education for Development

KENTUCKY: BY THE NUMBERS
~ Employment Update ~



Kenton County

Julie N. Zimmerman, Lori Garkovich, and Scott Samson
Rural and Economic Development Programs, Rural Sociology

University of Kentucky, College of Agriculture

October, 1999

Private Employment (1997) (Continued)	<u>County</u>	<u>State</u>
Wholesale (1997)	2,768	88,010
Retail (1997)	14,285	388,487
Finance, Insurance, and Real Estate (1997)	4,506	98,110
Services (1997)	23,280	555,848
All Government Employment (1997)	10,134	327,050
Federal Government (Civilian) (1997)	3,683	37,458
Military (1997)	528	47,922
State & Local Government (1997)	5,923	241,670
State Government (1997)	860	85,149
Local Government (1997)	5,063	156,521

These data are from the Regional Economic Information System (REIS) at the U.S. Bureau of Economic Analysis. They were downloaded from University of Virginia Geospatial and Statistical Data Center website at <http://fisher.lib.virginia.edu/>

You can also find data from the REIS at the Government Information Sharing Project at <http://govinfo.kerr.orst.edu/>

SEED (Social and Economic Education for Development) is a program of the Kentucky Cooperative Extension Service at the University of Kentucky. Faculty draw on the resources of the Social and Natural Resources Information Laboratory and professional contacts at the University of Kentucky, other agencies, and community programs throughout the country. For more information contact your local Cooperative Extension office or Dr. Richard C. Maurer, SEED, 500 Garrigus Building, University of Kentucky, Lexington, KY 40546 or call (606) 257-7582.

Educational programs of the Kentucky Cooperative Extension Service serves all people regardless of race, color, age, sex, religion, disability, or national origin.

