


Social and Economic Education for Development



KENTUCKY: BY THE NUMBERS

~ Employment Update ~

Bullitt County



Julie N. Zimmerman, Lori Garkovich, and Scott Samson
Rural and Economic Development Programs, Rural Sociology

University of Kentucky, College of Agriculture

October, 1999

With the success of the county profiles used in the series "Welfare Reform: By the Numbers," we decided to provide updates through a new series called "Kentucky: By the Numbers." These updates will be provided on an occasional basis as new data become available. Copies are also available online at the Social, Natural and Agricultural Resources Information Laboratory at <http://snril.ca.uky.edu>

	<u>County</u>	<u>State</u>
Total Full- and Part-Time Employment (1997)	15,414	2,188,577
Wage and Salary Employment (1997)	11,808	1,826,463
Proprietors Employment (1997)	3,606	362,114
Farm Employment (1997)	688	113,759
NonFarm Employment (1997)	14,726	2,074,818
Private Employment (1997)	12,561	1,747,768
Agricultural Services, Forestry, Fishing, and Other (1997)	data n/a	25,242
Mining (1997)	data n/a	26,066
Construction (1997)	1,849	126,016
Manufacturing (1997)	2,915	325,799
Transportation and Public Utilities (1997)	540	114,190

< Continued on back side >

< *Continued from front side* >



Social and Economic Education for Development

KENTUCKY: BY THE NUMBERS
~ Employment Update ~



Bullitt County

Julie N. Zimmerman, Lori Garkovich, and Scott Samson
Rural and Economic Development Programs, Rural Sociology

University of Kentucky, College of Agriculture

October, 1999

Private Employment (1997) (Continued)	<u>County</u>	<u>State</u>
Wholesale (1997)	519	88,010
Retail (1997)	3,024	388,487
Finance, Insurance, and Real Estate (1997)	623	98,110
Services (1997)	2,818	555,848
All Government Employment (1997)	2,165	327,050
Federal Government (Civilian) (1997)	54	37,458
Military (1997)	209	47,922
State & Local Government (1997)	1,902	241,670
State Government (1997)	174	85,149
Local Government (1997)	1,728	156,521

These data are from the Regional Economic Information System (REIS) at the U.S. Bureau of Economic Analysis. They were downloaded from University of Virginia Geospatial and Statistical Data Center website at <http://fisher.lib.virginia.edu/>

You can also find data from the REIS at the Government Information Sharing Project at <http://govinfo.kerr.orst.edu/>

SEED (Social and Economic Education for Development) is a program of the Kentucky Cooperative Extension Service at the University of Kentucky. Faculty draw on the resources of the Social and Natural Resources Information Laboratory and professional contacts at the University of Kentucky, other agencies, and community programs throughout the country. For more information contact your local Cooperative Extension office or Dr. Richard C. Maurer, SEED, 500 Garrigus Building, University of Kentucky, Lexington, KY 40546 or call (606) 257-7582.

Educational programs of the Kentucky Cooperative Extension Service serves all people regardless of race, color, age, sex, religion, disability, or national origin.


Social and Economic Education for Development



KENTUCKY: BY THE NUMBERS

~ Employment Update ~

Butler County



Julie N. Zimmerman, Lori Garkovich, and Scott Samson
Rural and Economic Development Programs, Rural Sociology

University of Kentucky, College of Agriculture

October, 1999

With the success of the county profiles used in the series "Welfare Reform: By the Numbers," we decided to provide updates through a new series called "Kentucky: By the Numbers." These updates will be provided on an occasional basis as new data become available. Copies are also available online at the Social, Natural and Agricultural Resources Information Laboratory at <http://snril.ca.uky.edu>

	<u>County</u>	<u>State</u>
Total Full- and Part-Time Employment (1997)	5,434	2,188,577
Wage and Salary Employment (1997)	3,891	1,826,463
Proprietors Employment (1997)	1,543	362,114
Farm Employment (1997)	831	113,759
NonFarm Employment (1997)	4,603	2,074,818
Private Employment (1997)	3,855	1,747,768
Agricultural Services, Forestry, Fishing, and Other (1997)	29	25,242
Mining (1997)	18	26,066
Construction (1997)	426	126,016
Manufacturing (1997)	1,667	325,799
Transportation and Public Utilities (1997)	226	114,190

< Continued on back side >

< *Continued from front side* >



Social and Economic Education for Development

KENTUCKY: BY THE NUMBERS
~ Employment Update ~



Butler County

Julie N. Zimmerman, Lori Garkovich, and Scott Samson
Rural and Economic Development Programs, Rural Sociology

University of Kentucky, College of Agriculture

October, 1999

Private Employment (1997) (Continued)	<u>County</u>	<u>State</u>
Wholesale (1997)	113	88,010
Retail (1997)	574	388,487
Finance, Insurance, and Real Estate (1997)	128	98,110
Services (1997)	674	555,848
All Government Employment (1997)	748	327,050
Federal Government (Civilian) (1997)	35	37,458
Military (1997)	42	47,922
State & Local Government (1997)	671	241,670
State Government (1997)	116	85,149
Local Government (1997)	555	156,521

These data are from the Regional Economic Information System (REIS) at the U.S. Bureau of Economic Analysis. They were downloaded from University of Virginia Geospatial and Statistical Data Center website at <http://fisher.lib.virginia.edu/>

You can also find data from the REIS at the Government Information Sharing Project at <http://govinfo.kerr.orst.edu/>

SEED (Social and Economic Education for Development) is a program of the Kentucky Cooperative Extension Service at the University of Kentucky. Faculty draw on the resources of the Social and Natural Resources Information Laboratory and professional contacts at the University of Kentucky, other agencies, and community programs throughout the country. For more information contact your local Cooperative Extension office or Dr. Richard C. Maurer, SEED, 500 Garrigus Building, University of Kentucky, Lexington, KY 40546 or call (606) 257-7582.

Educational programs of the Kentucky Cooperative Extension Service serves all people regardless of race, color, age, sex, religion, disability, or national origin.


Social and Economic Education for Development



KENTUCKY: BY THE NUMBERS

~ Employment Update ~

Caldwell County



Julie N. Zimmerman, Lori Garkovich, and Scott Samson
Rural and Economic Development Programs, Rural Sociology

University of Kentucky, College of Agriculture

October, 1999

With the success of the county profiles used in the series "Welfare Reform: By the Numbers," we decided to provide updates through a new series called "Kentucky: By the Numbers." These updates will be provided on an occasional basis as new data become available. Copies are also available online at the Social, Natural and Agricultural Resources Information Laboratory at <http://snril.ca.uky.edu>

	<u>County</u>	<u>State</u>
Total Full- and Part-Time Employment (1997)	5,798	2,188,577
Wage and Salary Employment (1997)	4,254	1,826,463
Proprietors Employment (1997)	1,544	362,114
Farm Employment (1997)	629	113,759
NonFarm Employment (1997)	5,169	2,074,818
Private Employment (1997)	4,270	1,747,768
Agricultural Services, Forestry, Fishing, and Other (1997)	89	25,242
Mining (1997)	77	26,066
Construction (1997)	342	126,016
Manufacturing (1997)	744	325,799
Transportation and Public Utilities (1997)	176	114,190

< Continued on back side >

< *Continued from front side* >



Social and Economic Education for Development

KENTUCKY: BY THE NUMBERS
~ **Employment Update** ~



Caldwell County

Julie N. Zimmerman, Lori Garkovich, and Scott Samson
Rural and Economic Development Programs, Rural Sociology

University of Kentucky, College of Agriculture

October, 1999

Private Employment (1997) (Continued)

	<u>County</u>	<u>State</u>
Wholesale (1997)	104	88,010
Retail (1997)	1,277	388,487
Finance, Insurance, and Real Estate (1997)	222	98,110
Services (1997)	1,239	555,848

All Government Employment (1997)

899

327,050

Federal Government (Civilian) (1997)	52	37,458
Military (1997)	48	47,922
State & Local Government (1997)	799	241,670
State Government (1997)	256	85,149
Local Government (1997)	543	156,521

These data are from the Regional Economic Information System (REIS) at the U.S. Bureau of Economic Analysis. They were downloaded from University of Virginia Geospatial and Statistical Data Center website at <http://fisher.lib.virginia.edu/>

You can also find data from the REIS at the Government Information Sharing Project at <http://govinfo.kerr.orst.edu/>

SEED (Social and Economic Education for Development) is a program of the Kentucky Cooperative Extension Service at the University of Kentucky. Faculty draw on the resources of the Social and Natural Resources Information Laboratory and professional contacts at the University of Kentucky, other agencies, and community programs throughout the country. For more information contact your local Cooperative Extension office or Dr. Richard C. Maurer, SEED, 500 Garrigus Building, University of Kentucky, Lexington, KY 40546 or call (606) 257-7582.

Educational programs of the Kentucky Cooperative Extension Service serves all people regardless of race, color, age, sex, religion, disability, or national origin.


Social and Economic Education for Development



KENTUCKY: BY THE NUMBERS

~ Employment Update ~

Calloway County



Julie N. Zimmerman, Lori Garkovich, and Scott Samson
Rural and Economic Development Programs, Rural Sociology

University of Kentucky, College of Agriculture

October, 1999

With the success of the county profiles used in the series "Welfare Reform: By the Numbers," we decided to provide updates through a new series called "Kentucky: By the Numbers." These updates will be provided on an occasional basis as new data become available. Copies are also available online at the Social, Natural and Agricultural Resources Information Laboratory at <http://snril.ca.uky.edu>

	<u>County</u>	<u>State</u>
Total Full- and Part-Time Employment (1997)	20,705	2,188,577
Wage and Salary Employment (1997)	16,921	1,826,463
Proprietors Employment (1997)	3,784	362,114
Farm Employment (1997)	864	113,759
NonFarm Employment (1997)	19,841	2,074,818
Private Employment (1997)	15,333	1,747,768
Agricultural Services, Forestry, Fishing, and Other (1997)	248	25,242
Mining (1997)	data n/a	26,066
Construction (1997)	1,369	126,016
Manufacturing (1997)	3,129	325,799
Transportation and Public Utilities (1997)	1,488	114,190

< Continued on back side >

< *Continued from front side* >



Social and Economic Education for Development

KENTUCKY: BY THE NUMBERS
~ **Employment Update** ~



Calloway County

Julie N. Zimmerman, Lori Garkovich, and Scott Samson
Rural and Economic Development Programs, Rural Sociology

University of Kentucky, College of Agriculture

October, 1999

Private Employment (1997) (Continued)	<u>County</u>	<u>State</u>
Wholesale (1997)	915	88,010
Retail (1997)	4,298	388,487
Finance, Insurance, and Real Estate (1997)	515	98,110
Services (1997)	3,369	555,848
All Government Employment (1997)	4,508	327,050
Federal Government (Civilian) (1997)	86	37,458
Military (1997)	119	47,922
State & Local Government (1997)	4,303	241,670
State Government (1997)	2,034	85,149
Local Government (1997)	2,269	156,521

These data are from the Regional Economic Information System (REIS) at the U.S. Bureau of Economic Analysis. They were downloaded from University of Virginia Geospatial and Statistical Data Center website at <http://fisher.lib.virginia.edu/>

You can also find data from the REIS at the Government Information Sharing Project at <http://govinfo.kerr.orst.edu/>

SEED (Social and Economic Education for Development) is a program of the Kentucky Cooperative Extension Service at the University of Kentucky. Faculty draw on the resources of the Social and Natural Resources Information Laboratory and professional contacts at the University of Kentucky, other agencies, and community programs throughout the country. For more information contact your local Cooperative Extension office or Dr. Richard C. Maurer, SEED, 500 Garrigus Building, University of Kentucky, Lexington, KY 40546 or call (606) 257-7582.

Educational programs of the Kentucky Cooperative Extension Service serves all people regardless of race, color, age, sex, religion, disability, or national origin.


Social and Economic Education for Development



KENTUCKY: BY THE NUMBERS

~ Employment Update ~

Campbell County



Julie N. Zimmerman, Lori Garkovich, and Scott Samson
Rural and Economic Development Programs, Rural Sociology

University of Kentucky, College of Agriculture

October, 1999

With the success of the county profiles used in the series "Welfare Reform: By the Numbers," we decided to provide updates through a new series called "Kentucky: By the Numbers." These updates will be provided on an occasional basis as new data become available. Copies are also available online at the Social, Natural and Agricultural Resources Information Laboratory at <http://snril.ca.uky.edu>

	<u>County</u>	<u>State</u>
Total Full- and Part-Time Employment (1997)	33,734	2,188,577
Wage and Salary Employment (1997)	27,719	1,826,463
Proprietors Employment (1997)	6,015	362,114
Farm Employment (1997)	572	113,759
NonFarm Employment (1997)	33,162	2,074,818
Private Employment (1997)	27,592	1,747,768
Agricultural Services, Forestry, Fishing, and Other (1997)	327	25,242
Mining (1997)	20	26,066
Construction (1997)	2,657	126,016
Manufacturing (1997)	3,970	325,799
Transportation and Public Utilities (1997)	760	114,190

< Continued on back side >

< *Continued from front side* >



Social and Economic Education for Development

KENTUCKY: BY THE NUMBERS
~ **Employment Update** ~



Campbell County

Julie N. Zimmerman, Lori Garkovich, and Scott Samson
Rural and Economic Development Programs, Rural Sociology

University of Kentucky, College of Agriculture

October, 1999

Private Employment (1997) (Continued)	<u>County</u>	<u>State</u>
Wholesale (1997)	850	88,010
Retail (1997)	7,460	388,487
Finance, Insurance, and Real Estate (1997)	1,504	98,110
Services (1997)	10,044	555,848
All Government Employment (1997)	5,570	327,050
Federal Government (Civilian) (1997)	234	37,458
Military (1997)	315	47,922
State & Local Government (1997)	5,021	241,670
State Government (1997)	2,267	85,149
Local Government (1997)	2,754	156,521

These data are from the Regional Economic Information System (REIS) at the U.S. Bureau of Economic Analysis. They were downloaded from University of Virginia Geospatial and Statistical Data Center website at <http://fisher.lib.virginia.edu/>

You can also find data from the REIS at the Government Information Sharing Project at <http://govinfo.kerr.orst.edu/>

SEED (Social and Economic Education for Development) is a program of the Kentucky Cooperative Extension Service at the University of Kentucky. Faculty draw on the resources of the Social and Natural Resources Information Laboratory and professional contacts at the University of Kentucky, other agencies, and community programs throughout the country. For more information contact your local Cooperative Extension office or Dr. Richard C. Maurer, SEED, 500 Garrigus Building, University of Kentucky, Lexington, KY 40546 or call (606) 257-7582.

Educational programs of the Kentucky Cooperative Extension Service serves all people regardless of race, color, age, sex, religion, disability, or national origin.


Social and Economic Education for Development



KENTUCKY: BY THE NUMBERS

~ Employment Update ~

Carlisle County



Julie N. Zimmerman, Lori Garkovich, and Scott Samson
Rural and Economic Development Programs, Rural Sociology

University of Kentucky, College of Agriculture

October, 1999

With the success of the county profiles used in the series "Welfare Reform: By the Numbers," we decided to provide updates through a new series called "Kentucky: By the Numbers." These updates will be provided on an occasional basis as new data become available. Copies are also available online at the Social, Natural and Agricultural Resources Information Laboratory at <http://snril.ca.uky.edu>

	<u>County</u>	<u>State</u>
Total Full- and Part-Time Employment (1997)	1,824	2,188,577
Wage and Salary Employment (1997)	1,002	1,826,463
Proprietors Employment (1997)	822	362,114
Farm Employment (1997)	406	113,759
NonFarm Employment (1997)	1,418	2,074,818
Private Employment (1997)	1,164	1,747,768
Agricultural Services, Forestry, Fishing, and Other (1997)	data n/a	25,242
Mining (1997)	data n/a	26,066
Construction (1997)	153	126,016
Manufacturing (1997)	246	325,799
Transportation and Public Utilities (1997)	54	114,190

< Continued on back side >

< *Continued from front side* >



Social and Economic Education for Development

KENTUCKY: BY THE NUMBERS
~ Employment Update ~



Carlisle County

Julie N. Zimmerman, Lori Garkovich, and Scott Samson
Rural and Economic Development Programs, Rural Sociology

University of Kentucky, College of Agriculture

October, 1999

Private Employment (1997) (Continued)	<u>County</u>	<u>State</u>
Wholesale (1997)	22	88,010
Retail (1997)	301	388,487
Finance, Insurance, and Real Estate (1997)	data n/a	98,110
Services (1997)	279	555,848
All Government Employment (1997)	254	327,050
Federal Government (Civilian) (1997)	23	37,458
Military (1997)	19	47,922
State & Local Government (1997)	212	241,670
State Government (1997)	38	85,149
Local Government (1997)	174	156,521

These data are from the Regional Economic Information System (REIS) at the U.S. Bureau of Economic Analysis. They were downloaded from University of Virginia Geospatial and Statistical Data Center website at <http://fisher.lib.virginia.edu/>

You can also find data from the REIS at the Government Information Sharing Project at <http://govinfo.kerr.orst.edu/>

SEED (Social and Economic Education for Development) is a program of the Kentucky Cooperative Extension Service at the University of Kentucky. Faculty draw on the resources of the Social and Natural Resources Information Laboratory and professional contacts at the University of Kentucky, other agencies, and community programs throughout the country. For more information contact your local Cooperative Extension office or Dr. Richard C. Maurer, SEED, 500 Garrigus Building, University of Kentucky, Lexington, KY 40546 or call (606) 257-7582.

Educational programs of the Kentucky Cooperative Extension Service serves all people regardless of race, color, age, sex, religion, disability, or national origin.


Social and Economic Education for Development



KENTUCKY: BY THE NUMBERS

~ Employment Update ~

Carroll County



Julie N. Zimmerman, Lori Garkovich, and Scott Samson
Rural and Economic Development Programs, Rural Sociology

University of Kentucky, College of Agriculture

October, 1999

With the success of the county profiles used in the series "Welfare Reform: By the Numbers," we decided to provide updates through a new series called "Kentucky: By the Numbers." These updates will be provided on an occasional basis as new data become available. Copies are also available online at the Social, Natural and Agricultural Resources Information Laboratory at <http://snril.ca.uky.edu>

	<u>County</u>	<u>State</u>
Total Full- and Part-Time Employment (1997)	6,744	2,188,577
Wage and Salary Employment (1997)	5,633	1,826,463
Proprietors Employment (1997)	1,111	362,114
Farm Employment (1997)	439	113,759
NonFarm Employment (1997)	6,305	2,074,818
Private Employment (1997)	5,608	1,747,768
Agricultural Services, Forestry, Fishing, and Other (1997)	45	25,242
Mining (1997)	data n/a	26,066
Construction (1997)	538	126,016
Manufacturing (1997)	2,324	325,799
Transportation and Public Utilities (1997)	448	114,190

< Continued on back side >

< *Continued from front side* >



Social and Economic Education for Development

KENTUCKY: BY THE NUMBERS
~ **Employment Update** ~



Carroll County

Julie N. Zimmerman, Lori Garkovich, and Scott Samson
Rural and Economic Development Programs, Rural Sociology

University of Kentucky, College of Agriculture

October, 1999

Private Employment (1997) (Continued)	<u>County</u>	<u>State</u>
Wholesale (1997)	106	88,010
Retail (1997)	1,013	388,487
Finance, Insurance, and Real Estate (1997)	107	98,110
Services (1997)	1,025	555,848
All Government Employment (1997)	697	327,050
Federal Government (Civilian) (1997)	33	37,458
Military (1997)	35	47,922
State & Local Government (1997)	629	241,670
State Government (1997)	185	85,149
Local Government (1997)	444	156,521

These data are from the Regional Economic Information System (REIS) at the U.S. Bureau of Economic Analysis. They were downloaded from University of Virginia Geospatial and Statistical Data Center website at <http://fisher.lib.virginia.edu/>

You can also find data from the REIS at the Government Information Sharing Project at <http://govinfo.kerr.orst.edu/>

SEED (Social and Economic Education for Development) is a program of the Kentucky Cooperative Extension Service at the University of Kentucky. Faculty draw on the resources of the Social and Natural Resources Information Laboratory and professional contacts at the University of Kentucky, other agencies, and community programs throughout the country. For more information contact your local Cooperative Extension office or Dr. Richard C. Maurer, SEED, 500 Garrigus Building, University of Kentucky, Lexington, KY 40546 or call (606) 257-7582.

Educational programs of the Kentucky Cooperative Extension Service serves all people regardless of race, color, age, sex, religion, disability, or national origin.


Social and Economic Education for Development



KENTUCKY: BY THE NUMBERS

~ Employment Update ~

Carter County



Julie N. Zimmerman, Lori Garkovich, and Scott Samson
Rural and Economic Development Programs, Rural Sociology

University of Kentucky, College of Agriculture

October, 1999

With the success of the county profiles used in the series "Welfare Reform: By the Numbers," we decided to provide updates through a new series called "Kentucky: By the Numbers." These updates will be provided on an occasional basis as new data become available. Copies are also available online at the Social, Natural and Agricultural Resources Information Laboratory at <http://snril.ca.uky.edu>

	<u>County</u>	<u>State</u>
Total Full- and Part-Time Employment (1997)	9,273	2,188,577
Wage and Salary Employment (1997)	6,247	1,826,463
Proprietors Employment (1997)	3,026	362,114
Farm Employment (1997)	1,141	113,759
NonFarm Employment (1997)	8,132	2,074,818
Private Employment (1997)	6,789	1,747,768
Agricultural Services, Forestry, Fishing, and Other (1997)	65	25,242
Mining (1997)	113	26,066
Construction (1997)	585	126,016
Manufacturing (1997)	1,571	325,799
Transportation and Public Utilities (1997)	313	114,190

< Continued on back side >

< *Continued from front side* >



Social and Economic Education for Development

KENTUCKY: BY THE NUMBERS
~ Employment Update ~



Carter County

Julie N. Zimmerman, Lori Garkovich, and Scott Samson
Rural and Economic Development Programs, Rural Sociology

University of Kentucky, College of Agriculture

October, 1999

Private Employment (1997) (Continued)	<u>County</u>	<u>State</u>
Wholesale (1997)	83	88,010
Retail (1997)	1,992	388,487
Finance, Insurance, and Real Estate (1997)	297	98,110
Services (1997)	1,770	555,848
All Government Employment (1997)	1,343	327,050
Federal Government (Civilian) (1997)	71	37,458
Military (1997)	96	47,922
State & Local Government (1997)	1,176	241,670
State Government (1997)	215	85,149
Local Government (1997)	961	156,521

These data are from the Regional Economic Information System (REIS) at the U.S. Bureau of Economic Analysis. They were downloaded from University of Virginia Geospatial and Statistical Data Center website at <http://fisher.lib.virginia.edu/>

You can also find data from the REIS at the Government Information Sharing Project at <http://govinfo.kerr.orst.edu/>

SEED (Social and Economic Education for Development) is a program of the Kentucky Cooperative Extension Service at the University of Kentucky. Faculty draw on the resources of the Social and Natural Resources Information Laboratory and professional contacts at the University of Kentucky, other agencies, and community programs throughout the country. For more information contact your local Cooperative Extension office or Dr. Richard C. Maurer, SEED, 500 Garrigus Building, University of Kentucky, Lexington, KY 40546 or call (606) 257-7582.

Educational programs of the Kentucky Cooperative Extension Service serves all people regardless of race, color, age, sex, religion, disability, or national origin.


Social and Economic Education for Development



KENTUCKY: BY THE NUMBERS

~ Employment Update ~

Casey County



Julie N. Zimmerman, Lori Garkovich, and Scott Samson
Rural and Economic Development Programs, Rural Sociology

University of Kentucky, College of Agriculture

October, 1999

With the success of the county profiles used in the series "Welfare Reform: By the Numbers," we decided to provide updates through a new series called "Kentucky: By the Numbers." These updates will be provided on an occasional basis as new data become available. Copies are also available online at the Social, Natural and Agricultural Resources Information Laboratory at <http://snril.ca.uky.edu>

	<u>County</u>	<u>State</u>
Total Full- and Part-Time Employment (1997)	6,840	2,188,577
Wage and Salary Employment (1997)	3,940	1,826,463
Proprietors Employment (1997)	2,900	362,114
Farm Employment (1997)	1,805	113,759
NonFarm Employment (1997)	5,035	2,074,818
Private Employment (1997)	4,322	1,747,768
Agricultural Services, Forestry, Fishing, and Other (1997)	data n/a	25,242
Mining (1997)	data n/a	26,066
Construction (1997)	324	126,016
Manufacturing (1997)	1,507	325,799
Transportation and Public Utilities (1997)	222	114,190

< Continued on back side >

< *Continued from front side* >



Social and Economic Education for Development

KENTUCKY: BY THE NUMBERS
~ Employment Update ~



Casey County

Julie N. Zimmerman, Lori Garkovich, and Scott Samson
Rural and Economic Development Programs, Rural Sociology

University of Kentucky, College of Agriculture

October, 1999

Private Employment (1997) (Continued)	<u>County</u>	<u>State</u>
Wholesale (1997)	95	88,010
Retail (1997)	827	388,487
Finance, Insurance, and Real Estate (1997)	122	98,110
Services (1997)	1,127	555,848
All Government Employment (1997)	713	327,050
Federal Government (Civilian) (1997)	34	37,458
Military (1997)	52	47,922
State & Local Government (1997)	627	241,670
State Government (1997)	83	85,149
Local Government (1997)	544	156,521

These data are from the Regional Economic Information System (REIS) at the U.S. Bureau of Economic Analysis. They were downloaded from University of Virginia Geospatial and Statistical Data Center website at <http://fisher.lib.virginia.edu/>

You can also find data from the REIS at the Government Information Sharing Project at <http://govinfo.kerr.orst.edu/>

SEED (Social and Economic Education for Development) is a program of the Kentucky Cooperative Extension Service at the University of Kentucky. Faculty draw on the resources of the Social and Natural Resources Information Laboratory and professional contacts at the University of Kentucky, other agencies, and community programs throughout the country. For more information contact your local Cooperative Extension office or Dr. Richard C. Maurer, SEED, 500 Garrigus Building, University of Kentucky, Lexington, KY 40546 or call (606) 257-7582.

Educational programs of the Kentucky Cooperative Extension Service serves all people regardless of race, color, age, sex, religion, disability, or national origin.


Social and Economic Education for Development



KENTUCKY: BY THE NUMBERS

~ Employment Update ~

Christian County



Julie N. Zimmerman, Lori Garkovich, and Scott Samson
Rural and Economic Development Programs, Rural Sociology

University of Kentucky, College of Agriculture

October, 1999

With the success of the county profiles used in the series "Welfare Reform: By the Numbers," we decided to provide updates through a new series called "Kentucky: By the Numbers." These updates will be provided on an occasional basis as new data become available. Copies are also available online at the Social, Natural and Agricultural Resources Information Laboratory at <http://snril.ca.uky.edu>

	<u>County</u>	<u>State</u>
Total Full- and Part-Time Employment (1997)	58,620	2,188,577
Wage and Salary Employment (1997)	53,457	1,826,463
Proprietors Employment (1997)	5,163	362,114
Farm Employment (1997)	1,481	113,759
NonFarm Employment (1997)	57,139	2,074,818
Private Employment (1997)	25,236	1,747,768
Agricultural Services, Forestry, Fishing, and Other (1997)	data n/a	25,242
Mining (1997)	data n/a	26,066
Construction (1997)	1,601	126,016
Manufacturing (1997)	6,540	325,799
Transportation and Public Utilities (1997)	933	114,190

< Continued on back side >

< *Continued from front side* >



Social and Economic Education for Development

KENTUCKY: BY THE NUMBERS
~ Employment Update ~



Christian County

Julie N. Zimmerman, Lori Garkovich, and Scott Samson
Rural and Economic Development Programs, Rural Sociology

University of Kentucky, College of Agriculture

October, 1999

Private Employment (1997) (Continued)	<u>County</u>	<u>State</u>
Wholesale (1997)	1,313	88,010
Retail (1997)	5,514	388,487
Finance, Insurance, and Real Estate (1997)	1,146	98,110
Services (1997)	7,749	555,848
All Government Employment (1997)	31,903	327,050
Federal Government (Civilian) (1997)	4,140	37,458
Military (1997)	24,354	47,922
State & Local Government (1997)	3,409	241,670
State Government (1997)	1,259	85,149
Local Government (1997)	2,150	156,521

These data are from the Regional Economic Information System (REIS) at the U.S. Bureau of Economic Analysis. They were downloaded from University of Virginia Geospatial and Statistical Data Center website at <http://fisher.lib.virginia.edu/>

You can also find data from the REIS at the Government Information Sharing Project at <http://govinfo.kerr.orst.edu/>


SEED (Social and Economic Education for Development) is a program of the Kentucky Cooperative Extension Service at the University of Kentucky. Faculty draw on the resources of the Social and Natural Resources Information Laboratory and professional contacts at the University of Kentucky, other agencies, and community programs throughout the country. For more information contact your local Cooperative Extension office or Dr. Richard C. Maurer, SEED, 500 Garrigus Building, University of Kentucky, Lexington, KY 40546 or call (606) 257-7582.

Educational programs of the Kentucky Cooperative Extension Service serves all people regardless of race, color, age, sex, religion, disability, or national origin.

Social and Economic Education for Development



KENTUCKY: BY THE NUMBERS
~ Employment Update ~



Clark County

Julie N. Zimmerman, Lori Garkovich, and Scott Samson
Rural and Economic Development Programs, Rural Sociology

University of Kentucky, College of Agriculture

October, 1999

With the success of the county profiles used in the series "Welfare Reform: By the Numbers," we decided to provide updates through a new series called "Kentucky: By the Numbers." These updates will be provided on an occasional basis as new data become available. Copies are also available online at the Social, Natural and Agricultural Resources Information Laboratory at <http://snril.ca.uky.edu>

	<u>County</u>	<u>State</u>
Total Full- and Part-Time Employment (1997)	17,112	2,188,577
Wage and Salary Employment (1997)	13,819	1,826,463
Proprietors Employment (1997)	3,293	362,114
Farm Employment (1997)	1,254	113,759
NonFarm Employment (1997)	15,858	2,074,818
Private Employment (1997)	14,271	1,747,768
Agricultural Services, Forestry, Fishing, and Other (1997)	263	25,242
Mining (1997)	36	26,066
Construction (1997)	1,020	126,016
Manufacturing (1997)	4,181	325,799
Transportation and Public Utilities (1997)	1,143	114,190

< Continued on back side >

< *Continued from front side* >



Social and Economic Education for Development

KENTUCKY: BY THE NUMBERS
~ Employment Update ~



Clark County

Julie N. Zimmerman, Lori Garkovich, and Scott Samson
Rural and Economic Development Programs, Rural Sociology

University of Kentucky, College of Agriculture

October, 1999

Private Employment (1997) (Continued)	<u>County</u>	<u>State</u>
Wholesale (1997)	512	88,010
Retail (1997)	3,233	388,487
Finance, Insurance, and Real Estate (1997)	552	98,110
Services (1997)	3,331	555,848
All Government Employment (1997)	1,587	327,050
Federal Government (Civilian) (1997)	127	37,458
Military (1997)	114	47,922
State & Local Government (1997)	1,346	241,670
State Government (1997)	143	85,149
Local Government (1997)	1,203	156,521

These data are from the Regional Economic Information System (REIS) at the U.S. Bureau of Economic Analysis. They were downloaded from University of Virginia Geospatial and Statistical Data Center website at <http://fisher.lib.virginia.edu/>

You can also find data from the REIS at the Government Information Sharing Project at <http://govinfo.kerr.orst.edu/>


SEED (Social and Economic Education for Development) is a program of the Kentucky Cooperative Extension Service at the University of Kentucky. Faculty draw on the resources of the Social and Natural Resources Information Laboratory and professional contacts at the University of Kentucky, other agencies, and community programs throughout the country. For more information contact your local Cooperative Extension office or Dr. Richard C. Maurer, SEED, 500 Garrigus Building, University of Kentucky, Lexington, KY 40546 or call (606) 257-7582.

Educational programs of the Kentucky Cooperative Extension Service serves all people regardless of race, color, age, sex, religion, disability, or national origin.

Social and Economic Education for Development



KENTUCKY: BY THE NUMBERS
~ Employment Update ~



Clay County

Julie N. Zimmerman, Lori Garkovich, and Scott Samson
Rural and Economic Development Programs, Rural Sociology

University of Kentucky, College of Agriculture

October, 1999

With the success of the county profiles used in the series "Welfare Reform: By the Numbers," we decided to provide updates through a new series called "Kentucky: By the Numbers." These updates will be provided on an occasional basis as new data become available. Copies are also available online at the Social, Natural and Agricultural Resources Information Laboratory at <http://snril.ca.uky.edu>

	<u>County</u>	<u>State</u>
Total Full- and Part-Time Employment (1997)	6,602	2,188,577
Wage and Salary Employment (1997)	5,231	1,826,463
Proprietors Employment (1997)	1,371	362,114
Farm Employment (1997)	619	113,759
NonFarm Employment (1997)	5,983	2,074,818
Private Employment (1997)	4,102	1,747,768
Agricultural Services, Forestry, Fishing, and Other (1997)	15	25,242
Mining (1997)	92	26,066
Construction (1997)	307	126,016
Manufacturing (1997)	425	325,799
Transportation and Public Utilities (1997)	273	114,190

< Continued on back side >

< *Continued from front side* >



Social and Economic Education for Development

KENTUCKY: BY THE NUMBERS
~ **Employment Update** ~



Clay County

Julie N. Zimmerman, Lori Garkovich, and Scott Samson
Rural and Economic Development Programs, Rural Sociology

University of Kentucky, College of Agriculture

October, 1999

Private Employment (1997) (Continued)	<u>County</u>	<u>State</u>
Wholesale (1997)	85	88,010
Retail (1997)	1,274	388,487
Finance, Insurance, and Real Estate (1997)	182	98,110
Services (1997)	1,449	555,848
All Government Employment (1997)	1,881	327,050
Federal Government (Civilian) (1997)	393	37,458
Military (1997)	81	47,922
State & Local Government (1997)	1,407	241,670
State Government (1997)	271	85,149
Local Government (1997)	1,136	156,521

These data are from the Regional Economic Information System (REIS) at the U.S. Bureau of Economic Analysis. They were downloaded from University of Virginia Geospatial and Statistical Data Center website at <http://fisher.lib.virginia.edu/>

You can also find data from the REIS at the Government Information Sharing Project at <http://govinfo.kerr.orst.edu/>

SEED (Social and Economic Education for Development) is a program of the Kentucky Cooperative Extension Service at the University of Kentucky. Faculty draw on the resources of the Social and Natural Resources Information Laboratory and professional contacts at the University of Kentucky, other agencies, and community programs throughout the country. For more information contact your local Cooperative Extension office or Dr. Richard C. Maurer, SEED, 500 Garrigus Building, University of Kentucky, Lexington, KY 40546 or call (606) 257-7582.

Educational programs of the Kentucky Cooperative Extension Service serves all people regardless of race, color, age, sex, religion, disability, or national origin.


Social and Economic Education for Development



KENTUCKY: BY THE NUMBERS

~ Employment Update ~

Clinton County



Julie N. Zimmerman, Lori Garkovich, and Scott Samson
Rural and Economic Development Programs, Rural Sociology

University of Kentucky, College of Agriculture

October, 1999

With the success of the county profiles used in the series "Welfare Reform: By the Numbers," we decided to provide updates through a new series called "Kentucky: By the Numbers." These updates will be provided on an occasional basis as new data become available. Copies are also available online at the Social, Natural and Agricultural Resources Information Laboratory at <http://snril.ca.uky.edu>

	<u>County</u>	<u>State</u>
Total Full- and Part-Time Employment (1997)	4,277	2,188,577
Wage and Salary Employment (1997)	2,768	1,826,463
Proprietors Employment (1997)	1,509	362,114
Farm Employment (1997)	867	113,759
NonFarm Employment (1997)	3,410	2,074,818
Private Employment (1997)	2,857	1,747,768
Agricultural Services, Forestry, Fishing, and Other (1997)	95	25,242
Mining (1997)	58	26,066
Construction (1997)	250	126,016
Manufacturing (1997)	687	325,799
Transportation and Public Utilities (1997)	167	114,190

< Continued on back side >

< *Continued from front side* >



Social and Economic Education for Development

KENTUCKY: BY THE NUMBERS
~ Employment Update ~



Clinton County

Julie N. Zimmerman, Lori Garkovich, and Scott Samson
Rural and Economic Development Programs, Rural Sociology

University of Kentucky, College of Agriculture

October, 1999

Private Employment (1997) (Continued)

	<u>County</u>	<u>State</u>
Wholesale (1997)	66	88,010
Retail (1997)	642	388,487
Finance, Insurance, and Real Estate (1997)	100	98,110
Services (1997)	792	555,848

All Government Employment (1997)

	553	327,050
Federal Government (Civilian) (1997)	29	37,458
Military (1997)	34	47,922
State & Local Government (1997)	490	241,670
State Government (1997)	101	85,149
Local Government (1997)	389	156,521

These data are from the Regional Economic Information System (REIS) at the U.S. Bureau of Economic Analysis. They were downloaded from University of Virginia Geospatial and Statistical Data Center website at <http://fisher.lib.virginia.edu/>

You can also find data from the REIS at the Government Information Sharing Project at <http://govinfo.kerr.orst.edu/>

SEED (Social and Economic Education for Development) is a program of the Kentucky Cooperative Extension Service at the University of Kentucky. Faculty draw on the resources of the Social and Natural Resources Information Laboratory and professional contacts at the University of Kentucky, other agencies, and community programs throughout the country. For more information contact your local Cooperative Extension office or Dr. Richard C. Maurer, SEED, 500 Garrigus Building, University of Kentucky, Lexington, KY 40546 or call (606) 257-7582.

Educational programs of the Kentucky Cooperative Extension Service serves all people regardless of race, color, age, sex, religion, disability, or national origin.


Social and Economic Education for Development



KENTUCKY: BY THE NUMBERS

~ Employment Update ~

Crittenden County



Julie N. Zimmerman, Lori Garkovich, and Scott Samson
Rural and Economic Development Programs, Rural Sociology

University of Kentucky, College of Agriculture

October, 1999

With the success of the county profiles used in the series "Welfare Reform: By the Numbers," we decided to provide updates through a new series called "Kentucky: By the Numbers." These updates will be provided on an occasional basis as new data become available. Copies are also available online at the Social, Natural and Agricultural Resources Information Laboratory at <http://snril.ca.uky.edu>

	<u>County</u>	<u>State</u>
Total Full- and Part-Time Employment (1997)	3,762	2,188,577
Wage and Salary Employment (1997)	2,433	1,826,463
Proprietors Employment (1997)	1,329	362,114
Farm Employment (1997)	548	113,759
NonFarm Employment (1997)	3,214	2,074,818
Private Employment (1997)	2,781	1,747,768
Agricultural Services, Forestry, Fishing, and Other (1997)	50	25,242
Mining (1997)	29	26,066
Construction (1997)	189	126,016
Manufacturing (1997)	618	325,799
Transportation and Public Utilities (1997)	129	114,190

< Continued on back side >

< *Continued from front side* >



Social and Economic Education for Development

KENTUCKY: BY THE NUMBERS
~ Employment Update ~



Crittenden County

Julie N. Zimmerman, Lori Garkovich, and Scott Samson
Rural and Economic Development Programs, Rural Sociology

University of Kentucky, College of Agriculture

October, 1999

Private Employment (1997) (Continued)	<u>County</u>	<u>State</u>
Wholesale (1997)	46	88,010
Retail (1997)	691	388,487
Finance, Insurance, and Real Estate (1997)	116	98,110
Services (1997)	913	555,848
All Government Employment (1997)	433	327,050
Federal Government (Civilian) (1997)	33	37,458
Military (1997)	34	47,922
State & Local Government (1997)	366	241,670
State Government (1997)	41	85,149
Local Government (1997)	325	156,521

These data are from the Regional Economic Information System (REIS) at the U.S. Bureau of Economic Analysis. They were downloaded from University of Virginia Geospatial and Statistical Data Center website at <http://fisher.lib.virginia.edu/>

You can also find data from the REIS at the Government Information Sharing Project at <http://govinfo.kerr.orst.edu/>

SEED (Social and Economic Education for Development) is a program of the Kentucky Cooperative Extension Service at the University of Kentucky. Faculty draw on the resources of the Social and Natural Resources Information Laboratory and professional contacts at the University of Kentucky, other agencies, and community programs throughout the country. For more information contact your local Cooperative Extension office or Dr. Richard C. Maurer, SEED, 500 Garrigus Building, University of Kentucky, Lexington, KY 40546 or call (606) 257-7582.

Educational programs of the Kentucky Cooperative Extension Service serves all people regardless of race, color, age, sex, religion, disability, or national origin.


Social and Economic Education for Development



KENTUCKY: BY THE NUMBERS

~ Employment Update ~

Cumberland County



Julie N. Zimmerman, Lori Garkovich, and Scott Samson
Rural and Economic Development Programs, Rural Sociology

University of Kentucky, College of Agriculture

October, 1999

With the success of the county profiles used in the series "Welfare Reform: By the Numbers," we decided to provide updates through a new series called "Kentucky: By the Numbers." These updates will be provided on an occasional basis as new data become available. Copies are also available online at the Social, Natural and Agricultural Resources Information Laboratory at <http://snril.ca.uky.edu>

	<u>County</u>	<u>State</u>
Total Full- and Part-Time Employment (1997)	2,985	2,188,577
Wage and Salary Employment (1997)	1,788	1,826,463
Proprietors Employment (1997)	1,197	362,114
Farm Employment (1997)	749	113,759
NonFarm Employment (1997)	2,236	2,074,818
Private Employment (1997)	1,860	1,747,768
Agricultural Services, Forestry, Fishing, and Other (1997)	14	25,242
Mining (1997)	39	26,066
Construction (1997)	120	126,016
Manufacturing (1997)	358	325,799
Transportation and Public Utilities (1997)	42	114,190

< Continued on back side >

< *Continued from front side* >



Social and Economic Education for Development

KENTUCKY: BY THE NUMBERS
~ Employment Update ~

Cumberland County



Julie N. Zimmerman, Lori Garkovich, and Scott Samson
Rural and Economic Development Programs, Rural Sociology

University of Kentucky, College of Agriculture

October, 1999

Private Employment (1997) (Continued)

	<u>County</u>	<u>State</u>
Wholesale (1997)	data n/a	88,010
Retail (1997)	401	388,487
Finance, Insurance, and Real Estate (1997)	100	98,110
Services (1997)	777	555,848

All Government Employment (1997)

	376	327,050
Federal Government (Civilian) (1997)	18	37,458
Military (1997)	25	47,922
State & Local Government (1997)	333	241,670
State Government (1997)	96	85,149
Local Government (1997)	237	156,521

These data are from the Regional Economic Information System (REIS) at the U.S. Bureau of Economic Analysis. They were downloaded from University of Virginia Geospatial and Statistical Data Center website at <http://fisher.lib.virginia.edu/>

You can also find data from the REIS at the Government Information Sharing Project at <http://govinfo.kerr.orst.edu/>

SEED (Social and Economic Education for Development) is a program of the Kentucky Cooperative Extension Service at the University of Kentucky. Faculty draw on the resources of the Social and Natural Resources Information Laboratory and professional contacts at the University of Kentucky, other agencies, and community programs throughout the country. For more information contact your local Cooperative Extension office or Dr. Richard C. Maurer, SEED, 500 Garrigus Building, University of Kentucky, Lexington, KY 40546 or call (606) 257-7582.

Educational programs of the Kentucky Cooperative Extension Service serves all people regardless of race, color, age, sex, religion, disability, or national origin.

