


Social and Economic Education for Development



KENTUCKY: BY THE NUMBERS
~ Employment Update ~



Adair County

Julie N. Zimmerman, Lori Garkovich, and Scott Samson
Rural and Economic Development Programs, Rural Sociology

University of Kentucky, College of Agriculture

October, 1999

With the success of the county profiles used in the series "Welfare Reform: By the Numbers," we decided to provide updates through a new series called "Kentucky: By the Numbers." These updates will be provided on an occasional basis as new data become available. Copies are also available online at the Social, Natural and Agricultural Resources Information Laboratory at <http://snril.ca.uky.edu>

	<u>County</u>	<u>State</u>
Total Full- and Part-Time Employment (1997)	7,504	2,188,577
Wage and Salary Employment (1997)	4,714	1,826,463
Proprietors Employment (1997)	2,790	362,114
Farm Employment (1997)	1,690	113,759
NonFarm Employment (1997)	5,814	2,074,818
Private Employment (1997)	4,975	1,747,768
Agricultural Services, Forestry, Fishing, and Other (1997)	138	25,242
Mining (1997)	49	26,066
Construction (1997)	390	126,016
Manufacturing (1997)	621	325,799
Transportation and Public Utilities (1997)	232	114,190

< Continued on back side >

< *Continued from front side* >



Social and Economic Education for Development

KENTUCKY: BY THE NUMBERS
~ Employment Update ~



Adair County

Julie N. Zimmerman, Lori Garkovich, and Scott Samson
Rural and Economic Development Programs, Rural Sociology

University of Kentucky, College of Agriculture

October, 1999

Private Employment (1997) (Continued)	<u>County</u>	<u>State</u>
Wholesale (1997)	100	88,010
Retail (1997)	997	388,487
Finance, Insurance, and Real Estate (1997)	168	98,110
Services (1997)	2,280	555,848
All Government Employment (1997)	839	327,050
Federal Government (Civilian) (1997)	42	37,458
Military (1997)	59	47,922
State & Local Government (1997)	738	241,670
State Government (1997)	159	85,149
Local Government (1997)	579	156,521

These data are from the Regional Economic Information System (REIS) at the U.S. Bureau of Economic Analysis. They were downloaded from University of Virginia Geospatial and Statistical Data Center website at <http://fisher.lib.virginia.edu/>

You can also find data from the REIS at the Government Information Sharing Project at <http://govinfo.kerr.orst.edu/>


SEED (Social and Economic Education for Development) is a program of the Kentucky Cooperative Extension Service at the University of Kentucky. Faculty draw on the resources of the Social and Natural Resources Information Laboratory and professional contacts at the University of Kentucky, other agencies, and community programs throughout the country. For more information contact your local Cooperative Extension office or Dr. Richard C. Maurer, SEED, 500 Garrigus Building, University of Kentucky, Lexington, KY 40546 or call (606) 257-7582.

Educational programs of the Kentucky Cooperative Extension Service serves all people regardless of race, color, age, sex, religion, disability, or national origin.

Social and Economic Education for Development



KENTUCKY: BY THE NUMBERS
~ Employment Update ~



Allen County

Julie N. Zimmerman, Lori Garkovich, and Scott Samson
Rural and Economic Development Programs, Rural Sociology

University of Kentucky, College of Agriculture

October, 1999

With the success of the county profiles used in the series "Welfare Reform: By the Numbers," we decided to provide updates through a new series called "Kentucky: By the Numbers." These updates will be provided on an occasional basis as new data become available. Copies are also available online at the Social, Natural and Agricultural Resources Information Laboratory at <http://snril.ca.uky.edu>

	<u>County</u>	<u>State</u>
Total Full- and Part-Time Employment (1997)	8,029	2,188,577
Wage and Salary Employment (1997)	5,553	1,826,463
Proprietors Employment (1997)	2,476	362,114
Farm Employment (1997)	1,326	113,759
NonFarm Employment (1997)	6,703	2,074,818
Private Employment (1997)	5,926	1,747,768
Agricultural Services, Forestry, Fishing, and Other (1997)	data n/a	25,242
Mining (1997)	data n/a	26,066
Construction (1997)	305	126,016
Manufacturing (1997)	1,983	325,799
Transportation and Public Utilities (1997)	186	114,190

< Continued on back side >

< *Continued from front side* >



Social and Economic Education for Development

KENTUCKY: BY THE NUMBERS
~ Employment Update ~



Allen County

Julie N. Zimmerman, Lori Garkovich, and Scott Samson
Rural and Economic Development Programs, Rural Sociology

University of Kentucky, College of Agriculture

October, 1999

Private Employment (1997) (Continued)	<u>County</u>	<u>State</u>
Wholesale (1997)	125	88,010
Retail (1997)	1,691	388,487
Finance, Insurance, and Real Estate (1997)	181	98,110
Services (1997)	1,363	555,848
All Government Employment (1997)	777	327,050
Federal Government (Civilian) (1997)	40	37,458
Military (1997)	59	47,922
State & Local Government (1997)	678	241,670
State Government (1997)	44	85,149
Local Government (1997)	634	156,521

These data are from the Regional Economic Information System (REIS) at the U.S. Bureau of Economic Analysis. They were downloaded from University of Virginia Geospatial and Statistical Data Center website at <http://fisher.lib.virginia.edu/>

You can also find data from the REIS at the Government Information Sharing Project at <http://govinfo.kerr.orst.edu/>

SEED (Social and Economic Education for Development) is a program of the Kentucky Cooperative Extension Service at the University of Kentucky. Faculty draw on the resources of the Social and Natural Resources Information Laboratory and professional contacts at the University of Kentucky, other agencies, and community programs throughout the country. For more information contact your local Cooperative Extension office or Dr. Richard C. Maurer, SEED, 500 Garrigus Building, University of Kentucky, Lexington, KY 40546 or call (606) 257-7582.

Educational programs of the Kentucky Cooperative Extension Service serves all people regardless of race, color, age, sex, religion, disability, or national origin.


Social and Economic Education for Development



KENTUCKY: BY THE NUMBERS

~ Employment Update ~

Anderson County



Julie N. Zimmerman, Lori Garkovich, and Scott Samson
Rural and Economic Development Programs, Rural Sociology

University of Kentucky, College of Agriculture

October, 1999

With the success of the county profiles used in the series "Welfare Reform: By the Numbers," we decided to provide updates through a new series called "Kentucky: By the Numbers." These updates will be provided on an occasional basis as new data become available. Copies are also available online at the Social, Natural and Agricultural Resources Information Laboratory at <http://snril.ca.uky.edu>

	<u>County</u>	<u>State</u>
Total Full- and Part-Time Employment (1997)	6,468	2,188,577
Wage and Salary Employment (1997)	4,269	1,826,463
Proprietors Employment (1997)	2,199	362,114
Farm Employment (1997)	903	113,759
NonFarm Employment (1997)	5,565	2,074,818
Private Employment (1997)	4,728	1,747,768
Agricultural Services, Forestry, Fishing, and Other (1997)	91	25,242
Mining (1997)	data n/a	26,066
Construction (1997)	502	126,016
Manufacturing (1997)	1,480	325,799
Transportation and Public Utilities (1997)	189	114,190

< Continued on back side >

< *Continued from front side* >



Social and Economic Education for Development

KENTUCKY: BY THE NUMBERS
~ Employment Update ~



Anderson County

Julie N. Zimmerman, Lori Garkovich, and Scott Samson
Rural and Economic Development Programs, Rural Sociology

University of Kentucky, College of Agriculture

October, 1999

Private Employment (1997) (Continued)	<u>County</u>	<u>State</u>
Wholesale (1997)	data n/a	88,010
Retail (1997)	1,042	388,487
Finance, Insurance, and Real Estate (1997)	212	98,110
Services (1997)	1,126	555,848
All Government Employment (1997)	837	327,050
Federal Government (Civilian) (1997)	35	37,458
Military (1997)	65	47,922
State & Local Government (1997)	737	241,670
State Government (1997)	105	85,149
Local Government (1997)	632	156,521

These data are from the Regional Economic Information System (REIS) at the U.S. Bureau of Economic Analysis. They were downloaded from University of Virginia Geospatial and Statistical Data Center website at <http://fisher.lib.virginia.edu/>

You can also find data from the REIS at the Government Information Sharing Project at <http://govinfo.kerr.orst.edu/>

SEED (Social and Economic Education for Development) is a program of the Kentucky Cooperative Extension Service at the University of Kentucky. Faculty draw on the resources of the Social and Natural Resources Information Laboratory and professional contacts at the University of Kentucky, other agencies, and community programs throughout the country. For more information contact your local Cooperative Extension office or Dr. Richard C. Maurer, SEED, 500 Garrigus Building, University of Kentucky, Lexington, KY 40546 or call (606) 257-7582.

Educational programs of the Kentucky Cooperative Extension Service serves all people regardless of race, color, age, sex, religion, disability, or national origin.


Social and Economic Education for Development



KENTUCKY: BY THE NUMBERS

~ Employment Update ~

Ballard County



Julie N. Zimmerman, Lori Garkovich, and Scott Samson
Rural and Economic Development Programs, Rural Sociology

University of Kentucky, College of Agriculture

October, 1999

With the success of the county profiles used in the series "Welfare Reform: By the Numbers," we decided to provide updates through a new series called "Kentucky: By the Numbers." These updates will be provided on an occasional basis as new data become available. Copies are also available online at the Social, Natural and Agricultural Resources Information Laboratory at <http://snril.ca.uky.edu>

	<u>County</u>	<u>State</u>
Total Full- and Part-Time Employment (1997)	4,118	2,188,577
Wage and Salary Employment (1997)	3,002	1,826,463
Proprietors Employment (1997)	1,116	362,114
Farm Employment (1997)	588	113,759
NonFarm Employment (1997)	3,530	2,074,818
Private Employment (1997)	3,088	1,747,768
Agricultural Services, Forestry, Fishing, and Other (1997)	66	25,242
Mining (1997)	data n/a	26,066
Construction (1997)	252	126,016
Manufacturing (1997)	918	325,799
Transportation and Public Utilities (1997)	499	114,190

< Continued on back side >

< *Continued from front side* >



Social and Economic Education for Development

KENTUCKY: BY THE NUMBERS
~ Employment Update ~



Ballard County

Julie N. Zimmerman, Lori Garkovich, and Scott Samson
Rural and Economic Development Programs, Rural Sociology

University of Kentucky, College of Agriculture

October, 1999

Private Employment (1997) (Continued)	<u>County</u>	<u>State</u>
Wholesale (1997)	59	88,010
Retail (1997)	566	388,487
Finance, Insurance, and Real Estate (1997)	98	98,110
Services (1997)	628	555,848
All Government Employment (1997)	442	327,050
Federal Government (Civilian) (1997)	33	37,458
Military (1997)	30	47,922
State & Local Government (1997)	379	241,670
State Government (1997)	63	85,149
Local Government (1997)	316	156,521

These data are from the Regional Economic Information System (REIS) at the U.S. Bureau of Economic Analysis. They were downloaded from University of Virginia Geospatial and Statistical Data Center website at <http://fisher.lib.virginia.edu/>

You can also find data from the REIS at the Government Information Sharing Project at <http://govinfo.kerr.orst.edu/>

SEED (Social and Economic Education for Development) is a program of the Kentucky Cooperative Extension Service at the University of Kentucky. Faculty draw on the resources of the Social and Natural Resources Information Laboratory and professional contacts at the University of Kentucky, other agencies, and community programs throughout the country. For more information contact your local Cooperative Extension office or Dr. Richard C. Maurer, SEED, 500 Garrigus Building, University of Kentucky, Lexington, KY 40546 or call (606) 257-7582.

Educational programs of the Kentucky Cooperative Extension Service serves all people regardless of race, color, age, sex, religion, disability, or national origin.


Social and Economic Education for Development



KENTUCKY: BY THE NUMBERS

~ Employment Update ~

Barren County



Julie N. Zimmerman, Lori Garkovich, and Scott Samson
Rural and Economic Development Programs, Rural Sociology

University of Kentucky, College of Agriculture

October, 1999

With the success of the county profiles used in the series "Welfare Reform: By the Numbers," we decided to provide updates through a new series called "Kentucky: By the Numbers." These updates will be provided on an occasional basis as new data become available. Copies are also available online at the Social, Natural and Agricultural Resources Information Laboratory at <http://snril.ca.uky.edu>

	<u>County</u>	<u>State</u>
Total Full- and Part-Time Employment (1997)	24,730	2,188,577
Wage and Salary Employment (1997)	19,589	1,826,463
Proprietors Employment (1997)	5,141	362,114
Farm Employment (1997)	2,823	113,759
NonFarm Employment (1997)	21,907	2,074,818
Private Employment (1997)	19,715	1,747,768
Agricultural Services, Forestry, Fishing, and Other (1997)	308	25,242
Mining (1997)	81	26,066
Construction (1997)	1,665	126,016
Manufacturing (1997)	6,932	325,799
Transportation and Public Utilities (1997)	640	114,190

< Continued on back side >

< *Continued from front side* >



Social and Economic Education for Development

KENTUCKY: BY THE NUMBERS
~ Employment Update ~



Barren County

Julie N. Zimmerman, Lori Garkovich, and Scott Samson
Rural and Economic Development Programs, Rural Sociology

University of Kentucky, College of Agriculture

October, 1999

Private Employment (1997) (Continued)	<u>County</u>	<u>State</u>
Wholesale (1997)	564	88,010
Retail (1997)	3,866	388,487
Finance, Insurance, and Real Estate (1997)	630	98,110
Services (1997)	5,029	555,848
All Government Employment (1997)	2,192	327,050
Federal Government (Civilian) (1997)	128	37,458
Military (1997)	133	47,922
State & Local Government (1997)	1,931	241,670
State Government (1997)	569	85,149
Local Government (1997)	1,362	156,521

These data are from the Regional Economic Information System (REIS) at the U.S. Bureau of Economic Analysis. They were downloaded from University of Virginia Geospatial and Statistical Data Center website at <http://fisher.lib.virginia.edu/>

You can also find data from the REIS at the Government Information Sharing Project at <http://govinfo.kerr.orst.edu/>


SEED (Social and Economic Education for Development) is a program of the Kentucky Cooperative Extension Service at the University of Kentucky. Faculty draw on the resources of the Social and Natural Resources Information Laboratory and professional contacts at the University of Kentucky, other agencies, and community programs throughout the country. For more information contact your local Cooperative Extension office or Dr. Richard C. Maurer, SEED, 500 Garrigus Building, University of Kentucky, Lexington, KY 40546 or call (606) 257-7582.

Educational programs of the Kentucky Cooperative Extension Service serves all people regardless of race, color, age, sex, religion, disability, or national origin.

Social and Economic Education for Development



KENTUCKY: BY THE NUMBERS
~ Employment Update ~



Bath County

Julie N. Zimmerman, Lori Garkovich, and Scott Samson
Rural and Economic Development Programs, Rural Sociology

University of Kentucky, College of Agriculture

October, 1999

With the success of the county profiles used in the series "Welfare Reform: By the Numbers," we decided to provide updates through a new series called "Kentucky: By the Numbers." These updates will be provided on an occasional basis as new data become available. Copies are also available online at the Social, Natural and Agricultural Resources Information Laboratory at <http://snril.ca.uky.edu>

	<u>County</u>	<u>State</u>
Total Full- and Part-Time Employment (1997)	4,100	2,188,577
Wage and Salary Employment (1997)	2,484	1,826,463
Proprietors Employment (1997)	1,616	362,114
Farm Employment (1997)	1,120	113,759
NonFarm Employment (1997)	2,980	2,074,818
Private Employment (1997)	2,399	1,747,768
Agricultural Services, Forestry, Fishing, and Other (1997)	143	25,242
Mining (1997)	-	26,066
Construction (1997)	333	126,016
Manufacturing (1997)	639	325,799
Transportation and Public Utilities (1997)	92	114,190

< Continued on back side >

< *Continued from front side* >



Social and Economic Education for Development

KENTUCKY: BY THE NUMBERS
~ Employment Update ~



Bath County

Julie N. Zimmerman, Lori Garkovich, and Scott Samson
Rural and Economic Development Programs, Rural Sociology

University of Kentucky, College of Agriculture

October, 1999

Private Employment (1997) (Continued)	<u>County</u>	<u>State</u>
Wholesale (1997)	45	88,010
Retail (1997)	505	388,487
Finance, Insurance, and Real Estate (1997)	119	98,110
Services (1997)	523	555,848
All Government Employment (1997)	581	327,050
Federal Government (Civilian) (1997)	35	37,458
Military (1997)	37	47,922
State & Local Government (1997)	509	241,670
State Government (1997)	42	85,149
Local Government (1997)	467	156,521

These data are from the Regional Economic Information System (REIS) at the U.S. Bureau of Economic Analysis. They were downloaded from University of Virginia Geospatial and Statistical Data Center website at <http://fisher.lib.virginia.edu/>

You can also find data from the REIS at the Government Information Sharing Project at <http://govinfo.kerr.orst.edu/>


SEED (Social and Economic Education for Development) is a program of the Kentucky Cooperative Extension Service at the University of Kentucky. Faculty draw on the resources of the Social and Natural Resources Information Laboratory and professional contacts at the University of Kentucky, other agencies, and community programs throughout the country. For more information contact your local Cooperative Extension office or Dr. Richard C. Maurer, SEED, 500 Garrigus Building, University of Kentucky, Lexington, KY 40546 or call (606) 257-7582.

Educational programs of the Kentucky Cooperative Extension Service serves all people regardless of race, color, age, sex, religion, disability, or national origin.

Social and Economic Education for Development



KENTUCKY: BY THE NUMBERS
~ Employment Update ~



Bell County

Julie N. Zimmerman, Lori Garkovich, and Scott Samson
Rural and Economic Development Programs, Rural Sociology

University of Kentucky, College of Agriculture

October, 1999

With the success of the county profiles used in the series "Welfare Reform: By the Numbers," we decided to provide updates through a new series called "Kentucky: By the Numbers." These updates will be provided on an occasional basis as new data become available. Copies are also available online at the Social, Natural and Agricultural Resources Information Laboratory at <http://snril.ca.uky.edu>

	<u>County</u>	<u>State</u>
Total Full- and Part-Time Employment (1997)	12,036	2,188,577
Wage and Salary Employment (1997)	10,473	1,826,463
Proprietors Employment (1997)	1,563	362,114
Farm Employment (1997)	67	113,759
NonFarm Employment (1997)	11,969	2,074,818
Private Employment (1997)	10,018	1,747,768
Agricultural Services, Forestry, Fishing, and Other (1997)	34	25,242
Mining (1997)	1,007	26,066
Construction (1997)	522	126,016
Manufacturing (1997)	1,010	325,799
Transportation and Public Utilities (1997)	642	114,190

< Continued on back side >

< *Continued from front side* >



Social and Economic Education for Development

KENTUCKY: BY THE NUMBERS
~ Employment Update ~



Bell County

Julie N. Zimmerman, Lori Garkovich, and Scott Samson
Rural and Economic Development Programs, Rural Sociology

University of Kentucky, College of Agriculture

October, 1999

Private Employment (1997) (Continued)	<u>County</u>	<u>State</u>
Wholesale (1997)	431	88,010
Retail (1997)	2,944	388,487
Finance, Insurance, and Real Estate (1997)	385	98,110
Services (1997)	3,043	555,848
All Government Employment (1997)	1,951	327,050
Federal Government (Civilian) (1997)	148	37,458
Military (1997)	107	47,922
State & Local Government (1997)	1,696	241,670
State Government (1997)	432	85,149
Local Government (1997)	1,264	156,521

These data are from the Regional Economic Information System (REIS) at the U.S. Bureau of Economic Analysis. They were downloaded from University of Virginia Geospatial and Statistical Data Center website at <http://fisher.lib.virginia.edu/>

You can also find data from the REIS at the Government Information Sharing Project at <http://govinfo.kerr.orst.edu/>

SEED (Social and Economic Education for Development) is a program of the Kentucky Cooperative Extension Service at the University of Kentucky. Faculty draw on the resources of the Social and Natural Resources Information Laboratory and professional contacts at the University of Kentucky, other agencies, and community programs throughout the country. For more information contact your local Cooperative Extension office or Dr. Richard C. Maurer, SEED, 500 Garrigus Building, University of Kentucky, Lexington, KY 40546 or call (606) 257-7582.

Educational programs of the Kentucky Cooperative Extension Service serves all people regardless of race, color, age, sex, religion, disability, or national origin.


Social and Economic Education for Development



KENTUCKY: BY THE NUMBERS

~ Employment Update ~

Boone County



Julie N. Zimmerman, Lori Garkovich, and Scott Samson
Rural and Economic Development Programs, Rural Sociology

University of Kentucky, College of Agriculture

October, 1999

With the success of the county profiles used in the series "Welfare Reform: By the Numbers," we decided to provide updates through a new series called "Kentucky: By the Numbers." These updates will be provided on an occasional basis as new data become available. Copies are also available online at the Social, Natural and Agricultural Resources Information Laboratory at <http://snril.ca.uky.edu>

	<u>County</u>	<u>State</u>
Total Full- and Part-Time Employment (1997)	68,924	2,188,577
Wage and Salary Employment (1997)	62,825	1,826,463
Proprietors Employment (1997)	6,099	362,114
Farm Employment (1997)	954	113,759
NonFarm Employment (1997)	67,970	2,074,818
Private Employment (1997)	63,638	1,747,768
Agricultural Services, Forestry, Fishing, and Other (1997)	689	25,242
Mining (1997)	57	26,066
Construction (1997)	2,663	126,016
Manufacturing (1997)	12,457	325,799
Transportation and Public Utilities (1997)	11,939	114,190

< Continued on back side >

< *Continued from front side* >



Social and Economic Education for Development

KENTUCKY: BY THE NUMBERS
~ Employment Update ~



Boone County

Julie N. Zimmerman, Lori Garkovich, and Scott Samson
Rural and Economic Development Programs, Rural Sociology

University of Kentucky, College of Agriculture

October, 1999

Private Employment (1997) (Continued)	<u>County</u>	<u>State</u>
Wholesale (1997)	4,988	88,010
Retail (1997)	14,020	388,487
Finance, Insurance, and Real Estate (1997)	3,889	98,110
Services (1997)	12,936	555,848
All Government Employment (1997)	4,332	327,050
Federal Government (Civilian) (1997)	850	37,458
Military (1997)	276	47,922
State & Local Government (1997)	3,206	241,670
State Government (1997)	258	85,149
Local Government (1997)	2,948	156,521

These data are from the Regional Economic Information System (REIS) at the U.S. Bureau of Economic Analysis. They were downloaded from University of Virginia Geospatial and Statistical Data Center website at <http://fisher.lib.virginia.edu/>

You can also find data from the REIS at the Government Information Sharing Project at <http://govinfo.kerr.orst.edu/>

SEED (Social and Economic Education for Development) is a program of the Kentucky Cooperative Extension Service at the University of Kentucky. Faculty draw on the resources of the Social and Natural Resources Information Laboratory and professional contacts at the University of Kentucky, other agencies, and community programs throughout the country. For more information contact your local Cooperative Extension office or Dr. Richard C. Maurer, SEED, 500 Garrigus Building, University of Kentucky, Lexington, KY 40546 or call (606) 257-7582.

Educational programs of the Kentucky Cooperative Extension Service serves all people regardless of race, color, age, sex, religion, disability, or national origin.


Social and Economic Education for Development



KENTUCKY: BY THE NUMBERS

~ Employment Update ~

Bourbon County



Julie N. Zimmerman, Lori Garkovich, and Scott Samson
Rural and Economic Development Programs, Rural Sociology

University of Kentucky, College of Agriculture

October, 1999

With the success of the county profiles used in the series "Welfare Reform: By the Numbers," we decided to provide updates through a new series called "Kentucky: By the Numbers." These updates will be provided on an occasional basis as new data become available. Copies are also available online at the Social, Natural and Agricultural Resources Information Laboratory at <http://snril.ca.uky.edu>

	<u>County</u>	<u>State</u>
Total Full- and Part-Time Employment (1997)	9,746	2,188,577
Wage and Salary Employment (1997)	7,331	1,826,463
Proprietors Employment (1997)	2,415	362,114
Farm Employment (1997)	1,877	113,759
NonFarm Employment (1997)	7,869	2,074,818
Private Employment (1997)	6,818	1,747,768
Agricultural Services, Forestry, Fishing, and Other (1997)	794	25,242
Mining (1997)	23	26,066
Construction (1997)	593	126,016
Manufacturing (1997)	1,326	325,799
Transportation and Public Utilities (1997)	234	114,190

< Continued on back side >

< *Continued from front side* >



Social and Economic Education for Development

KENTUCKY: BY THE NUMBERS
~ Employment Update ~



Bourbon County

Julie N. Zimmerman, Lori Garkovich, and Scott Samson
Rural and Economic Development Programs, Rural Sociology

University of Kentucky, College of Agriculture

October, 1999

Private Employment (1997) (Continued)	<u>County</u>	<u>State</u>
Wholesale (1997)	474	88,010
Retail (1997)	1,257	388,487
Finance, Insurance, and Real Estate (1997)	337	98,110
Services (1997)	1,780	555,848
All Government Employment (1997)	1,051	327,050
Federal Government (Civilian) (1997)	44	37,458
Military (1997)	70	47,922
State & Local Government (1997)	937	241,670
State Government (1997)	54	85,149
Local Government (1997)	883	156,521

These data are from the Regional Economic Information System (REIS) at the U.S. Bureau of Economic Analysis. They were downloaded from University of Virginia Geospatial and Statistical Data Center website at <http://fisher.lib.virginia.edu/>

You can also find data from the REIS at the Government Information Sharing Project at <http://govinfo.kerr.orst.edu/>


SEED (Social and Economic Education for Development) is a program of the Kentucky Cooperative Extension Service at the University of Kentucky. Faculty draw on the resources of the Social and Natural Resources Information Laboratory and professional contacts at the University of Kentucky, other agencies, and community programs throughout the country. For more information contact your local Cooperative Extension office or Dr. Richard C. Maurer, SEED, 500 Garrigus Building, University of Kentucky, Lexington, KY 40546 or call (606) 257-7582.

Educational programs of the Kentucky Cooperative Extension Service serves all people regardless of race, color, age, sex, religion, disability, or national origin.

Social and Economic Education for Development



KENTUCKY: BY THE NUMBERS
~ Employment Update ~



Boyd County

Julie N. Zimmerman, Lori Garkovich, and Scott Samson
Rural and Economic Development Programs, Rural Sociology

University of Kentucky, College of Agriculture

October, 1999

With the success of the county profiles used in the series "Welfare Reform: By the Numbers," we decided to provide updates through a new series called "Kentucky: By the Numbers." These updates will be provided on an occasional basis as new data become available. Copies are also available online at the Social, Natural and Agricultural Resources Information Laboratory at <http://snril.ca.uky.edu>

	<u>County</u>	<u>State</u>
Total Full- and Part-Time Employment (1997)	34,244	2,188,577
Wage and Salary Employment (1997)	31,050	1,826,463
Proprietors Employment (1997)	3,194	362,114
Farm Employment (1997)	272	113,759
NonFarm Employment (1997)	33,972	2,074,818
Private Employment (1997)	30,350	1,747,768
Agricultural Services, Forestry, Fishing, and Other (1997)	228	25,242
Mining (1997)	859	26,066
Construction (1997)	2,459	126,016
Manufacturing (1997)	4,839	325,799
Transportation and Public Utilities (1997)	2,067	114,190

< Continued on back side >

< *Continued from front side* >



Social and Economic Education for Development

KENTUCKY: BY THE NUMBERS
~ **Employment Update** ~



Boyd County

Julie N. Zimmerman, Lori Garkovich, and Scott Samson
Rural and Economic Development Programs, Rural Sociology

University of Kentucky, College of Agriculture

October, 1999

Private Employment (1997) (Continued)	<u>County</u>	<u>State</u>
Wholesale (1997)	1,535	88,010
Retail (1997)	7,341	388,487
Finance, Insurance, and Real Estate (1997)	1,214	98,110
Services (1997)	9,808	555,848
All Government Employment (1997)	3,622	327,050
Federal Government (Civilian) (1997)	562	37,458
Military (1997)	181	47,922
State & Local Government (1997)	2,879	241,670
State Government (1997)	753	85,149
Local Government (1997)	2,126	156,521

These data are from the Regional Economic Information System (REIS) at the U.S. Bureau of Economic Analysis. They were downloaded from University of Virginia Geospatial and Statistical Data Center website at <http://fisher.lib.virginia.edu/>

You can also find data from the REIS at the Government Information Sharing Project at <http://govinfo.kerr.orst.edu/>


SEED (Social and Economic Education for Development) is a program of the Kentucky Cooperative Extension Service at the University of Kentucky. Faculty draw on the resources of the Social and Natural Resources Information Laboratory and professional contacts at the University of Kentucky, other agencies, and community programs throughout the country. For more information contact your local Cooperative Extension office or Dr. Richard C. Maurer, SEED, 500 Garrigus Building, University of Kentucky, Lexington, KY 40546 or call (606) 257-7582.

Educational programs of the Kentucky Cooperative Extension Service serves all people regardless of race, color, age, sex, religion, disability, or national origin.

Social and Economic Education for Development



KENTUCKY: BY THE NUMBERS
~ Employment Update ~



Boyle County

Julie N. Zimmerman, Lori Garkovich, and Scott Samson
Rural and Economic Development Programs, Rural Sociology

University of Kentucky, College of Agriculture

October, 1999

With the success of the county profiles used in the series "Welfare Reform: By the Numbers," we decided to provide updates through a new series called "Kentucky: By the Numbers." These updates will be provided on an occasional basis as new data become available. Copies are also available online at the Social, Natural and Agricultural Resources Information Laboratory at <http://snril.ca.uky.edu>

	<u>County</u>	<u>State</u>
Total Full- and Part-Time Employment (1997)	19,330	2,188,577
Wage and Salary Employment (1997)	16,462	1,826,463
Proprietors Employment (1997)	2,868	362,114
Farm Employment (1997)	969	113,759
NonFarm Employment (1997)	18,361	2,074,818
Private Employment (1997)	16,319	1,747,768
Agricultural Services, Forestry, Fishing, and Other (1997)	169	25,242
Mining (1997)	23	26,066
Construction (1997)	732	126,016
Manufacturing (1997)	3,800	325,799
Transportation and Public Utilities (1997)	764	114,190

< Continued on back side >

< *Continued from front side* >



Social and Economic Education for Development

KENTUCKY: BY THE NUMBERS
~ Employment Update ~



Boyle County

Julie N. Zimmerman, Lori Garkovich, and Scott Samson
Rural and Economic Development Programs, Rural Sociology

University of Kentucky, College of Agriculture

October, 1999

Private Employment (1997) (Continued)	<u>County</u>	<u>State</u>
Wholesale (1997)	1,453	88,010
Retail (1997)	3,526	388,487
Finance, Insurance, and Real Estate (1997)	556	98,110
Services (1997)	5,296	555,848
All Government Employment (1997)	2,042	327,050
Federal Government (Civilian) (1997)	85	37,458
Military (1997)	98	47,922
State & Local Government (1997)	1,859	241,670
State Government (1997)	781	85,149
Local Government (1997)	1,078	156,521

These data are from the Regional Economic Information System (REIS) at the U.S. Bureau of Economic Analysis. They were downloaded from University of Virginia Geospatial and Statistical Data Center website at <http://fisher.lib.virginia.edu/>

You can also find data from the REIS at the Government Information Sharing Project at <http://govinfo.kerr.orst.edu/>

SEED (Social and Economic Education for Development) is a program of the Kentucky Cooperative Extension Service at the University of Kentucky. Faculty draw on the resources of the Social and Natural Resources Information Laboratory and professional contacts at the University of Kentucky, other agencies, and community programs throughout the country. For more information contact your local Cooperative Extension office or Dr. Richard C. Maurer, SEED, 500 Garrigus Building, University of Kentucky, Lexington, KY 40546 or call (606) 257-7582.

Educational programs of the Kentucky Cooperative Extension Service serves all people regardless of race, color, age, sex, religion, disability, or national origin.


Social and Economic Education for Development



KENTUCKY: BY THE NUMBERS

~ Employment Update ~

Bracken County



Julie N. Zimmerman, Lori Garkovich, and Scott Samson
Rural and Economic Development Programs, Rural Sociology

University of Kentucky, College of Agriculture

October, 1999

With the success of the county profiles used in the series "Welfare Reform: By the Numbers," we decided to provide updates through a new series called "Kentucky: By the Numbers." These updates will be provided on an occasional basis as new data become available. Copies are also available online at the Social, Natural and Agricultural Resources Information Laboratory at <http://snril.ca.uky.edu>

	<u>County</u>	<u>State</u>
Total Full- and Part-Time Employment (1997)	3,147	2,188,577
Wage and Salary Employment (1997)	1,787	1,826,463
Proprietors Employment (1997)	1,360	362,114
Farm Employment (1997)	911	113,759
NonFarm Employment (1997)	2,236	2,074,818
Private Employment (1997)	1,804	1,747,768
Agricultural Services, Forestry, Fishing, and Other (1997)	72	25,242
Mining (1997)	-	26,066
Construction (1997)	169	126,016
Manufacturing (1997)	243	325,799
Transportation and Public Utilities (1997)	126	114,190

< Continued on back side >

< *Continued from front side* >



Social and Economic Education for Development

KENTUCKY: BY THE NUMBERS
~ Employment Update ~



Bracken County

Julie N. Zimmerman, Lori Garkovich, and Scott Samson
Rural and Economic Development Programs, Rural Sociology

University of Kentucky, College of Agriculture

October, 1999

Private Employment (1997) (Continued)

	<u>County</u>	<u>State</u>
Wholesale (1997)	66	88,010
Retail (1997)	289	388,487
Finance, Insurance, and Real Estate (1997)	88	98,110
Services (1997)	751	555,848

All Government Employment (1997)

	432	327,050
Federal Government (Civilian) (1997)	30	37,458
Military (1997)	30	47,922
State & Local Government (1997)	372	241,670
State Government (1997)	34	85,149
Local Government (1997)	338	156,521

These data are from the Regional Economic Information System (REIS) at the U.S. Bureau of Economic Analysis. They were downloaded from University of Virginia Geospatial and Statistical Data Center website at <http://fisher.lib.virginia.edu/>

You can also find data from the REIS at the Government Information Sharing Project at <http://govinfo.kerr.orst.edu/>

SEED (Social and Economic Education for Development) is a program of the Kentucky Cooperative Extension Service at the University of Kentucky. Faculty draw on the resources of the Social and Natural Resources Information Laboratory and professional contacts at the University of Kentucky, other agencies, and community programs throughout the country. For more information contact your local Cooperative Extension office or Dr. Richard C. Maurer, SEED, 500 Garrigus Building, University of Kentucky, Lexington, KY 40546 or call (606) 257-7582.

Educational programs of the Kentucky Cooperative Extension Service serves all people regardless of race, color, age, sex, religion, disability, or national origin.


Social and Economic Education for Development



KENTUCKY: BY THE NUMBERS

~ Employment Update ~

Breathitt County



Julie N. Zimmerman, Lori Garkovich, and Scott Samson
Rural and Economic Development Programs, Rural Sociology

University of Kentucky, College of Agriculture

October, 1999

With the success of the county profiles used in the series "Welfare Reform: By the Numbers," we decided to provide updates through a new series called "Kentucky: By the Numbers." These updates will be provided on an occasional basis as new data become available. Copies are also available online at the Social, Natural and Agricultural Resources Information Laboratory at <http://snril.ca.uky.edu>

	<u>County</u>	<u>State</u>
Total Full- and Part-Time Employment (1997)	4,604	2,188,577
Wage and Salary Employment (1997)	3,598	1,826,463
Proprietors Employment (1997)	1,006	362,114
Farm Employment (1997)	290	113,759
NonFarm Employment (1997)	4,314	2,074,818
Private Employment (1997)	3,318	1,747,768
Agricultural Services, Forestry, Fishing, and Other (1997)	16	25,242
Mining (1997)	137	26,066
Construction (1997)	123	126,016
Manufacturing (1997)	160	325,799
Transportation and Public Utilities (1997)	300	114,190

< Continued on back side >

< *Continued from front side* >



Social and Economic Education for Development

KENTUCKY: BY THE NUMBERS
~ Employment Update ~



Breathitt County

Julie N. Zimmerman, Lori Garkovich, and Scott Samson
Rural and Economic Development Programs, Rural Sociology

University of Kentucky, College of Agriculture

October, 1999

Private Employment (1997) (Continued)	<u>County</u>	<u>State</u>
Wholesale (1997)	91	88,010
Retail (1997)	1,105	388,487
Finance, Insurance, and Real Estate (1997)	165	98,110
Services (1997)	1,221	555,848
All Government Employment (1997)	996	327,050
Federal Government (Civilian) (1997)	67	37,458
Military (1997)	56	47,922
State & Local Government (1997)	873	241,670
State Government (1997)	217	85,149
Local Government (1997)	656	156,521

These data are from the Regional Economic Information System (REIS) at the U.S. Bureau of Economic Analysis. They were downloaded from University of Virginia Geospatial and Statistical Data Center website at <http://fisher.lib.virginia.edu/>

You can also find data from the REIS at the Government Information Sharing Project at <http://govinfo.kerr.orst.edu/>

SEED (Social and Economic Education for Development) is a program of the Kentucky Cooperative Extension Service at the University of Kentucky. Faculty draw on the resources of the Social and Natural Resources Information Laboratory and professional contacts at the University of Kentucky, other agencies, and community programs throughout the country. For more information contact your local Cooperative Extension office or Dr. Richard C. Maurer, SEED, 500 Garrigus Building, University of Kentucky, Lexington, KY 40546 or call (606) 257-7582.

Educational programs of the Kentucky Cooperative Extension Service serves all people regardless of race, color, age, sex, religion, disability, or national origin.


Social and Economic Education for Development



KENTUCKY: BY THE NUMBERS

~ Employment Update ~

Breckinridge County



Julie N. Zimmerman, Lori Garkovich, and Scott Samson
Rural and Economic Development Programs, Rural Sociology

University of Kentucky, College of Agriculture

October, 1999

With the success of the county profiles used in the series “Welfare Reform: By the Numbers,” we decided to provide updates through a new series called “Kentucky: By the Numbers.” These updates will be provided on an occasional basis as new data become available. Copies are also available online at the Social, Natural and Agricultural Resources Information Laboratory at <http://snril.ca.uky.edu>

	<u>County</u>	<u>State</u>
Total Full- and Part-Time Employment (1997)	6,615	2,188,577
Wage and Salary Employment (1997)	3,721	1,826,463
Proprietors Employment (1997)	2,894	362,114
Farm Employment (1997)	1,748	113,759
NonFarm Employment (1997)	4,867	2,074,818
Private Employment (1997)	3,953	1,747,768
Agricultural Services, Forestry, Fishing, and Other (1997)	127	25,242
Mining (1997)	27	26,066
Construction (1997)	486	126,016
Manufacturing (1997)	414	325,799
Transportation and Public Utilities (1997)	267	114,190

< Continued on back side >

< *Continued from front side* >



Social and Economic Education for Development

KENTUCKY: BY THE NUMBERS
~ Employment Update ~

Breckinridge County



Julie N. Zimmerman, Lori Garkovich, and Scott Samson
Rural and Economic Development Programs, Rural Sociology

University of Kentucky, College of Agriculture

October, 1999

Private Employment (1997) (Continued)

	<u>County</u>	<u>State</u>
Wholesale (1997)	118	88,010
Retail (1997)	1,010	388,487
Finance, Insurance, and Real Estate (1997)	270	98,110
Services (1997)	1,234	555,848

All Government Employment (1997)

	914	327,050
Federal Government (Civilian) (1997)	75	37,458
Military (1997)	62	47,922
State & Local Government (1997)	777	241,670
State Government (1997)	114	85,149
Local Government (1997)	663	156,521

These data are from the Regional Economic Information System (REIS) at the U.S. Bureau of Economic Analysis. They were downloaded from University of Virginia Geospatial and Statistical Data Center website at <http://fisher.lib.virginia.edu/>

You can also find data from the REIS at the Government Information Sharing Project at <http://govinfo.kerr.orst.edu/>

SEED (Social and Economic Education for Development) is a program of the Kentucky Cooperative Extension Service at the University of Kentucky. Faculty draw on the resources of the Social and Natural Resources Information Laboratory and professional contacts at the University of Kentucky, other agencies, and community programs throughout the country. For more information contact your local Cooperative Extension office or Dr. Richard C. Maurer, SEED, 500 Garrigus Building, University of Kentucky, Lexington, KY 40546 or call (606) 257-7582.

Educational programs of the Kentucky Cooperative Extension Service serves all people regardless of race, color, age, sex, religion, disability, or national origin.

