



Grandparents Living with Grandchildren Robertson County



Kentucky: By The Numbers
<http://kybtn.ca.uky.edu>

Julie N. Zimmerman, Professor, Rural Sociology
Amy Kostelic, Associate Professor, Adult Development and Aging.
August, 2024

Nationally, 3.7% of households have a grandparent who is living with their grandchildren (called coresident). For some grandparents, living with their grandchildren means also being responsible for them. According to the 2022 American Community Survey (ACS) 5-year estimates, between 2017 and 2022 in Kentucky there were an estimated 51,247 (+/- 2,009) grandparents who both lived with and had responsibility for their grandchildren. Of these, around two thirds were women and about one quarter had an income that was below poverty.

For more on grandparents living with their grandchildren, see the Census Bureau's resources at:

<https://www.census.gov/library/publications/2024/demo/p20-588.html>

For help in understanding the margin of error (the number in parentheses), see "And Now for the Grain of Salt: Margins of Error and the American Community Survey" at <https://kybtn.ca.uky.edu/content/publications>

The Kentucky: By the Numbers provides resources and access to county data to support local decision making. The entire series is available at <http://kybtn.ca.uky.edu>.

	County	
	2017-2022 5-year Estimate	Margin of Error (MOE)
Number of grandparents living with own grandchildren under 18 years	58	(+/- 33)
Grandparents living with own grandchildren under 18 years and responsible for grandchildren	36	(+/- 23)
Grandparent ages 30-59	23	(+/- 21)
Grandparent ages 60 and over	13	(+/- 12)
Percent of grandparents living with <u>and responsible</u> for grandchildren who are...		
... female	88.9%	(+/- 17.5%)
... male	11.1%	(+/- 17.5%)
... ages 30-59		
... female	100.0%	(+/- 64.2%)
... male	0.0%	(+/- 64.2%)
... ages 60 and over		
... female	69.2%	(+/- 44.1%)
... male	30.8%	(+/- 44.1%)
... in the labor force	75.0%	(+/- 29.8%)
... with income in the past 12 months that was below poverty level	47.2%	(+/- 38.4%)
... with no parent of grandchildren present	27.8%	(+/- 32.9%)

These data are from Table S1002 from the 2022 American Community Survey 5-year estimates.

Additional data are available at: <https://data.census.gov>

~ American Community Survey ~

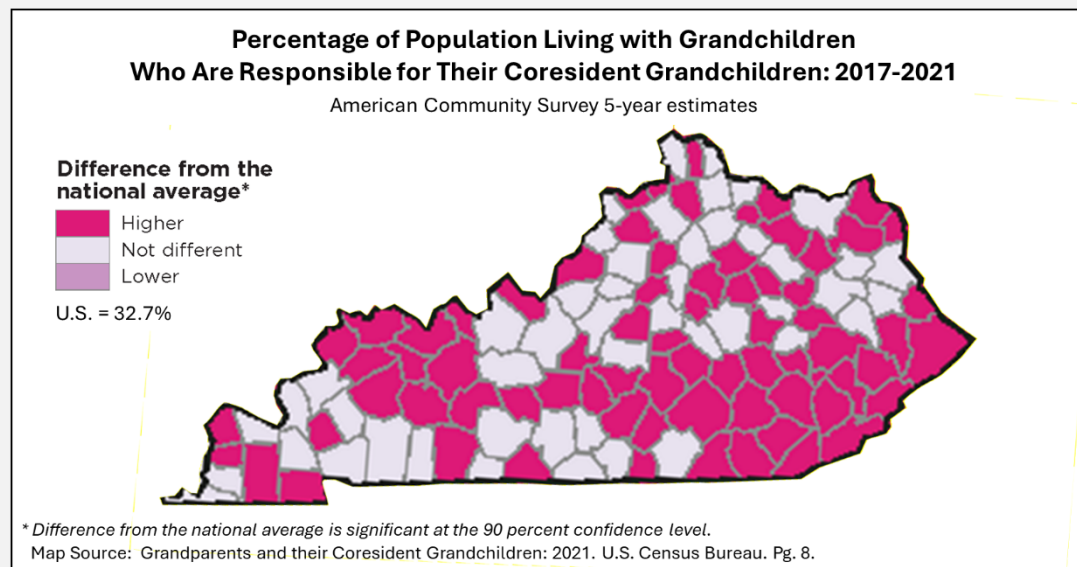
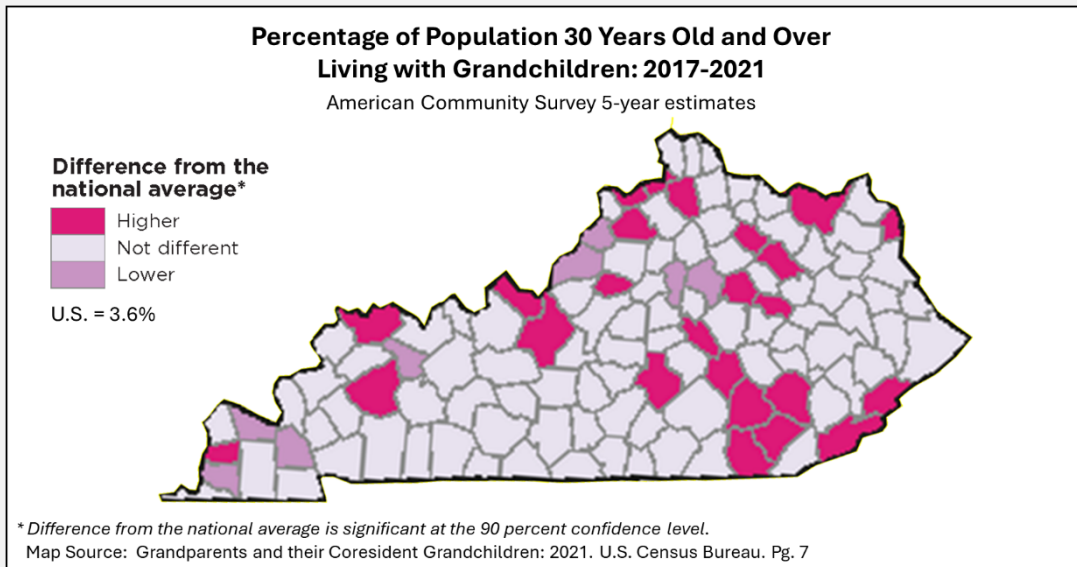
Grandparents Living with Grandchildren Robertson County



Kentucky: By The Numbers
<http://kybtn.ca.uky.edu>

Julie N. Zimmerman, Professor, Rural Sociology
Amy Kostelic, Associate Professor Adult Development and Aging.
August, 2024

The Kentucky: By the Numbers provides resources and access to county data to support local decision making. The entire series is available at <http://kybtn.ca.uky.edu>.



Kentucky: By The Numbers is an Extension program in the Department of Community and Leadership Development at the University of Kentucky. For more information contact your local Cooperative Extension office or Dr. Julie N. Zimmerman, Professor of Rural Sociology, Department of Community and Leadership Development, 500 Garrigus Building, University of Kentucky, Lexington, KY 40546-0215. email: izimm@uky.edu. The entire series is online at <http://kybtn.ca.uky.edu>

Cooperative Extension Service

Agriculture and Natural Resources
Family and Consumer Sciences
4-H Youth Development
Community and Economic Development

MARTIN-GATTON COLLEGE OF AGRICULTURE, FOOD AND ENVIRONMENT

Educational programs of Kentucky Cooperative Extension serve all people regardless of economic or social status and will not discriminate on the basis of race, color, ethnic origin, national origin, creed, religion, political belief, sex, sexual orientation, gender identity, gender expression, pregnancy, marital status, genetic information, age, veteran status, physical or mental disability or reprisal or retaliation for prior civil rights activity. Reasonable accommodation of disability may be available with prior notice. Program information may be available in languages other than English. University of Kentucky, Kentucky State University, U.S. Department of Agriculture, and Kentucky Counties, Cooperating.
Lexington, KY 40506



Disabilities
accommodated
with prior notification.



Grandparents Living with Grandchildren Rockcastle County



Kentucky: By The Numbers
<http://kybtn.ca.uky.edu>

Julie N. Zimmerman, Professor, Rural Sociology
Amy Kostelic, Associate Professor, Adult Development and Aging.
August, 2024

Nationally, 3.7% of households have a grandparent who is living with their grandchildren (called coresident). For some grandparents, living with their grandchildren means also being responsible for them. According to the 2022 American Community Survey (ACS) 5-year estimates, between 2017 and 2022 in Kentucky there were an estimated 51,247 (+/- 2,009) grandparents who both lived with and had responsibility for their grandchildren. Of these, around two thirds were women and about one quarter had an income that was below poverty.

For more on grandparents living with their grandchildren, see the Census Bureau's resources at:

<https://www.census.gov/library/publications/2024/demo/p20-588.html>

For help in understanding the margin of error (the number in parentheses), see "And Now for the Grain of Salt: Margins of Error and the American Community Survey" at <https://kybtn.ca.uky.edu/content/publications>

The Kentucky: By the Numbers provides resources and access to county data to support local decision making. The entire series is available at <http://kybtn.ca.uky.edu>.

	County	
	2017-2022 5-year Estimate	Margin of Error (MOE)
Number of grandparents living with own grandchildren under 18 years	858	(+/- 222)
Grandparents living with own grandchildren under 18 years and responsible for grandchildren	600	(+/- 181)
Grandparent ages 30-59	203	(+/- 118)
Grandparent ages 60 and over	397	(+/- 146)
Percent of grandparents living with <u>and responsible</u> for grandchildren who are...		
... female	61.3%	(+/- 8.5%)
... male	38.7%	(+/- 8.5%)
... ages 30-59		
... female	64.0%	(+/- 17.1%)
... male	36.0%	(+/- 17.1%)
... ages 60 and over		
... female	59.9%	(+/- 11.8%)
... male	40.1%	(+/- 11.8%)
... in the labor force	19.8%	(+/- 12.5%)
... with income in the past 12 months that was below poverty level	30.5%	(+/- 14.5%)
... with no parent of grandchildren present	71.2%	(+/- 14.4%)

These data are from Table S1002 from the 2022 American Community Survey 5-year estimates.

Additional data are available at: <https://data.census.gov>

~ American Community Survey ~

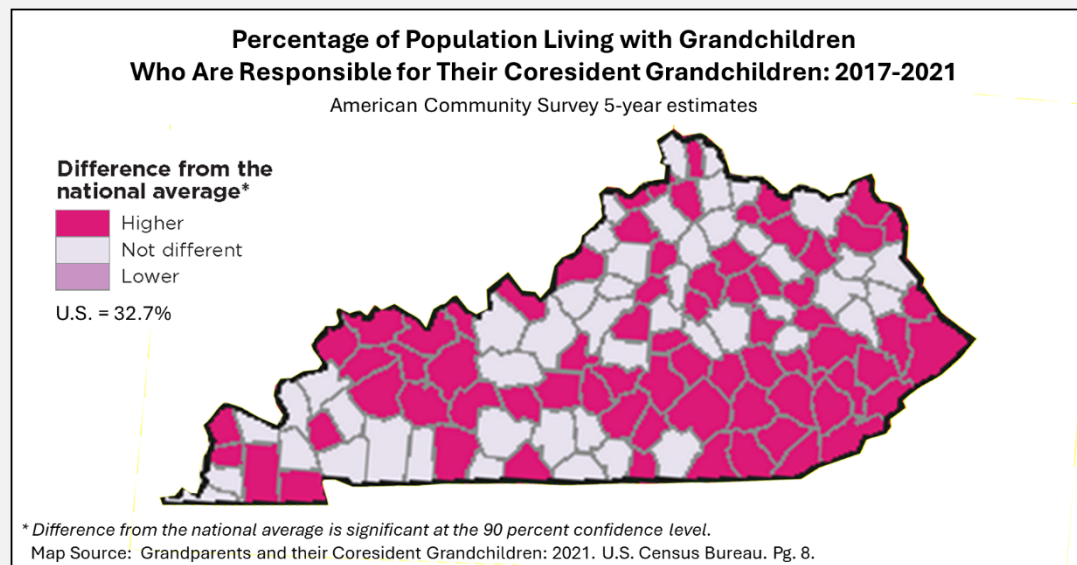
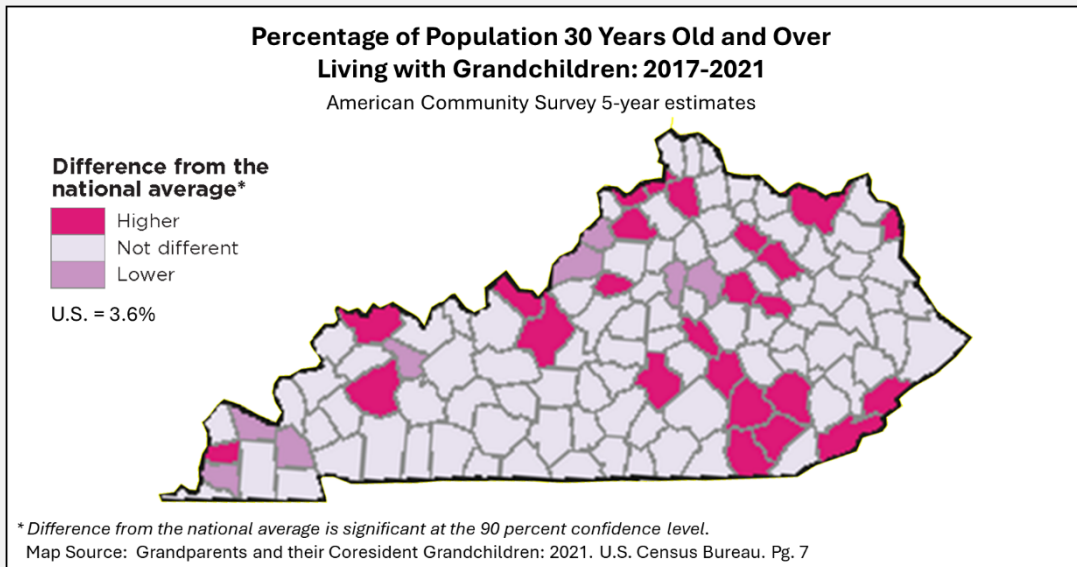
Grandparents Living with Grandchildren Rockcastle County



Kentucky: By The Numbers
<http://kybtn.ca.uky.edu>

Julie N. Zimmerman, Professor, Rural Sociology
Amy Kostelic, Associate Professor Adult Development and Aging.
August, 2024

The Kentucky: By the Numbers provides resources and access to county data to support local decision making. The entire series is available at <http://kybtn.ca.uky.edu>.



Kentucky: By The Numbers is an Extension program in the Department of Community and Leadership Development at the University of Kentucky. For more information contact your local Cooperative Extension office or Dr. Julie N. Zimmerman, Professor of Rural Sociology, Department of Community and Leadership Development, 500 Garrigus Building, University of Kentucky, Lexington, KY 40546-0215. email: izimm@uky.edu. The entire series is online at <http://kybtn.ca.uky.edu>

Cooperative Extension Service

Agriculture and Natural Resources
Family and Consumer Sciences
4-H Youth Development
Community and Economic Development

MARTIN-GATTON COLLEGE OF AGRICULTURE, FOOD AND ENVIRONMENT

Educational programs of Kentucky Cooperative Extension serve all people regardless of economic or social status and will not discriminate on the basis of race, color, ethnic origin, national origin, creed, religion, political belief, sex, sexual orientation, gender identity, gender expression, pregnancy, marital status, genetic information, age, veteran status, physical or mental disability or reprisal or retaliation for prior civil rights activity. Reasonable accommodation of disability may be available with prior notice. Program information may be available in languages other than English. University of Kentucky, Kentucky State University, U.S. Department of Agriculture, and Kentucky Counties, Cooperating.
Lexington, KY 40506



Disabilities
accommodated
with prior notification.



Grandparents Living with Grandchildren Rowan County



Kentucky: By The Numbers
<http://kybtn.ca.uky.edu>

Julie N. Zimmerman, Professor, Rural Sociology
Amy Kostelic, Associate Professor, Adult Development and Aging.
August, 2024

Nationally, 3.7% of households have a grandparent who is living with their grandchildren (called coresident). For some grandparents, living with their grandchildren means also being responsible for them. According to the 2022 American Community Survey (ACS) 5-year estimates, between 2017 and 2022 in Kentucky there were an estimated 51,247 (+/- 2,009) grandparents who both lived with and had responsibility for their grandchildren. Of these, around two thirds were women and about one quarter had an income that was below poverty.

For more on grandparents living with their grandchildren, see the Census Bureau's resources at:

<https://www.census.gov/library/publications/2024/demo/p20-588.html>

For help in understanding the margin of error (the number in parentheses), see "And Now for the Grain of Salt: Margins of Error and the American Community Survey" at <https://kybtn.ca.uky.edu/content/publications>

The Kentucky: By the Numbers provides resources and access to county data to support local decision making. The entire series is available at <http://kybtn.ca.uky.edu>.

	County	
	2017-2022 5-year Estimate	Margin of Error (MOE)
Number of grandparents living with own grandchildren under 18 years	715	(+/- 267)
Grandparents living with own grandchildren under 18 years and responsible for grandchildren	490	(+/- 222)
Grandparent ages 30-59	242	(+/- 177)
Grandparent ages 60 and over	248	(+/- 111)
Percent of grandparents living with <u>and responsible</u> for grandchildren who are...		
... female	70.0%	(+/- 13.0%)
... male	30.0%	(+/- 13.0%)
... ages 30-59		
... female	69.4%	(+/- 24.7%)
... male	30.6%	(+/- 24.7%)
... ages 60 and over		
... female	70.6%	(+/- 23.2%)
... male	29.4%	(+/- 23.2%)
... in the labor force	31.8%	(+/- 16.0%)
... with income in the past 12 months that was below poverty level	37.3%	(+/- 22.4%)
... with no parent of grandchildren present	28.6%	(+/- 25.7%)

These data are from Table S1002 from the 2022 American Community Survey 5-year estimates.

Additional data are available at: <https://data.census.gov>

~ American Community Survey ~

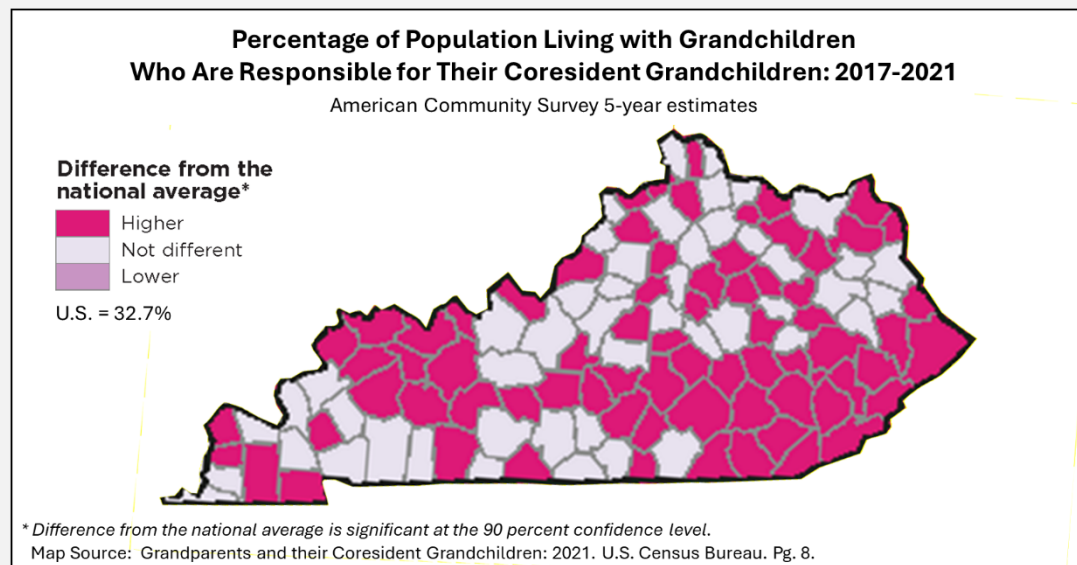
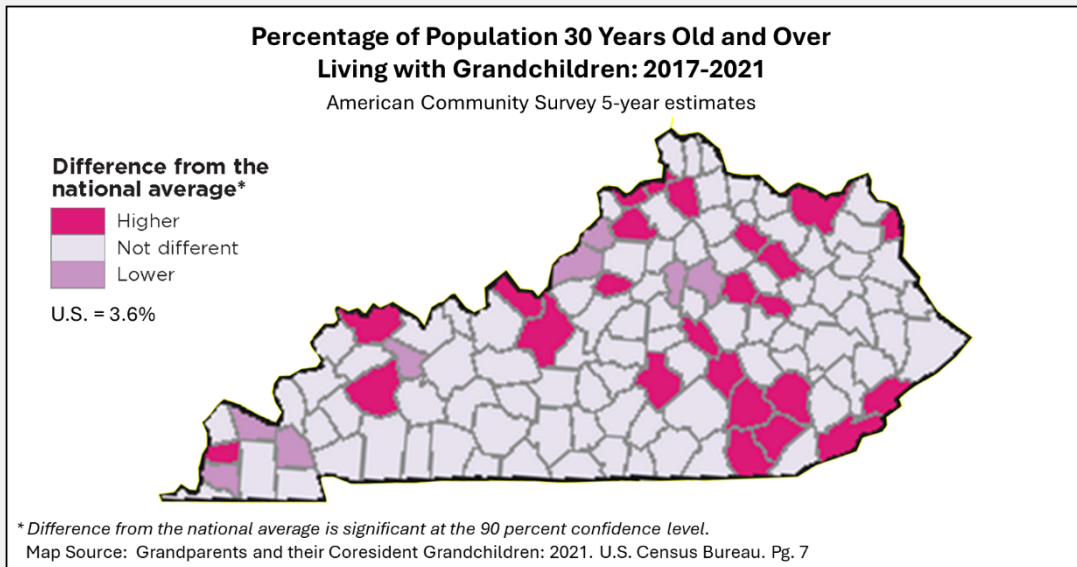
Grandparents Living with Grandchildren Rowan County



Kentucky: By The Numbers
<http://kybtn.ca.uky.edu>

Julie N. Zimmerman, Professor, Rural Sociology
Amy Kostelic, Associate Professor Adult Development and Aging.
August, 2024

The Kentucky: By the Numbers provides resources and access to county data to support local decision making. The entire series is available at <http://kybtn.ca.uky.edu>.



Kentucky: By The Numbers is an Extension program in the Department of Community and Leadership Development at the University of Kentucky. For more information contact your local Cooperative Extension office or Dr. Julie N. Zimmerman, Professor of Rural Sociology, Department of Community and Leadership Development, 500 Garrigus Building, University of Kentucky, Lexington, KY 40546-0215. email: izimm@uky.edu. The entire series is online at <http://kybtn.ca.uky.edu>

Cooperative Extension Service

Agriculture and Natural Resources
Family and Consumer Sciences
4-H Youth Development
Community and Economic Development

MARTIN-GATTON COLLEGE OF AGRICULTURE, FOOD AND ENVIRONMENT

Educational programs of Kentucky Cooperative Extension serve all people regardless of economic or social status and will not discriminate on the basis of race, color, ethnic origin, national origin, creed, religion, political belief, sex, sexual orientation, gender identity, gender expression, pregnancy, marital status, genetic information, age, veteran status, physical or mental disability or reprisal or retaliation for prior civil rights activity. Reasonable accommodation of disability may be available with prior notice. Program information may be available in languages other than English.
University of Kentucky, Kentucky State University, U.S. Department of Agriculture, and Kentucky Counties, Cooperating.
Lexington, KY 40506



Disabilities
accommodated
with prior notification.



Grandparents Living with Grandchildren Russell County



Kentucky: By The Numbers
<http://kybtn.ca.uky.edu>

Julie N. Zimmerman, Professor, Rural Sociology
Amy Kostelic, Associate Professor, Adult Development and Aging.
August, 2024

Nationally, 3.7% of households have a grandparent who is living with their grandchildren (called coresident). For some grandparents, living with their grandchildren means also being responsible for them. According to the 2022 American Community Survey (ACS) 5-year estimates, between 2017 and 2022 in Kentucky there were an estimated 51,247 (+/- 2,009) grandparents who both lived with and had responsibility for their grandchildren. Of these, around two thirds were women and about one quarter had an income that was below poverty.

For more on grandparents living with their grandchildren, see the Census Bureau's resources at:

<https://www.census.gov/library/publications/2024/demo/p20-588.html>

For help in understanding the margin of error (the number in parentheses), see "And Now for the Grain of Salt: Margins of Error and the American Community Survey" at <https://kybtn.ca.uky.edu/content/publications>

The Kentucky: By the Numbers provides resources and access to county data to support local decision making. The entire series is available at <http://kybtn.ca.uky.edu>.

	County	
	2017-2022 5-year Estimate	Margin of Error (MOE)
Number of grandparents living with own grandchildren under 18 years	416	(+/- 168)
Grandparents living with own grandchildren under 18 years and responsible for grandchildren	303	(+/- 168)
Grandparent ages 30-59	185	(+/- 129)
Grandparent ages 60 and over	118	(+/- 120)
Percent of grandparents living with <u>and responsible</u> for grandchildren who are...		
... female	71.6%	(+/- 13.1%)
... male	28.4%	(+/- 13.1%)
... ages 30-59		
... female	81.1%	(+/- 17.6%)
... male	18.9%	(+/- 17.6%)
... ages 60 and over		
... female	56.8%	(+/- 18.8%)
... male	43.2%	(+/- 18.8%)
... in the labor force	52.1%	(+/- 26.9%)
... with income in the past 12 months that was below poverty level	7.6%	(+/- 11.1%)
... with no parent of grandchildren present	47.9%	(+/- 32.6%)

These data are from Table S1002 from the 2022 American Community Survey 5-year estimates.

Additional data are available at: <https://data.census.gov>

~ American Community Survey ~

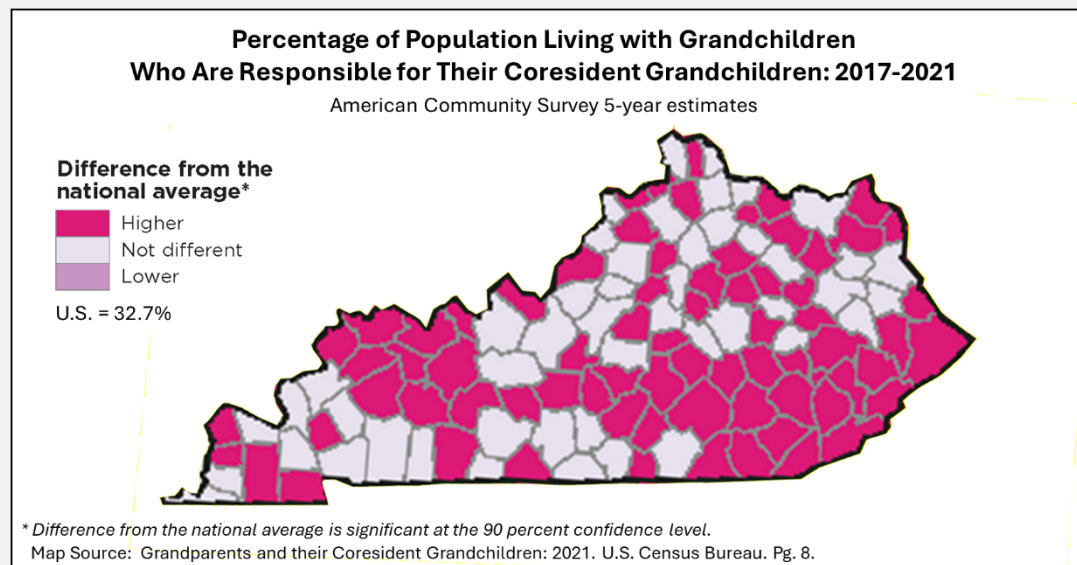
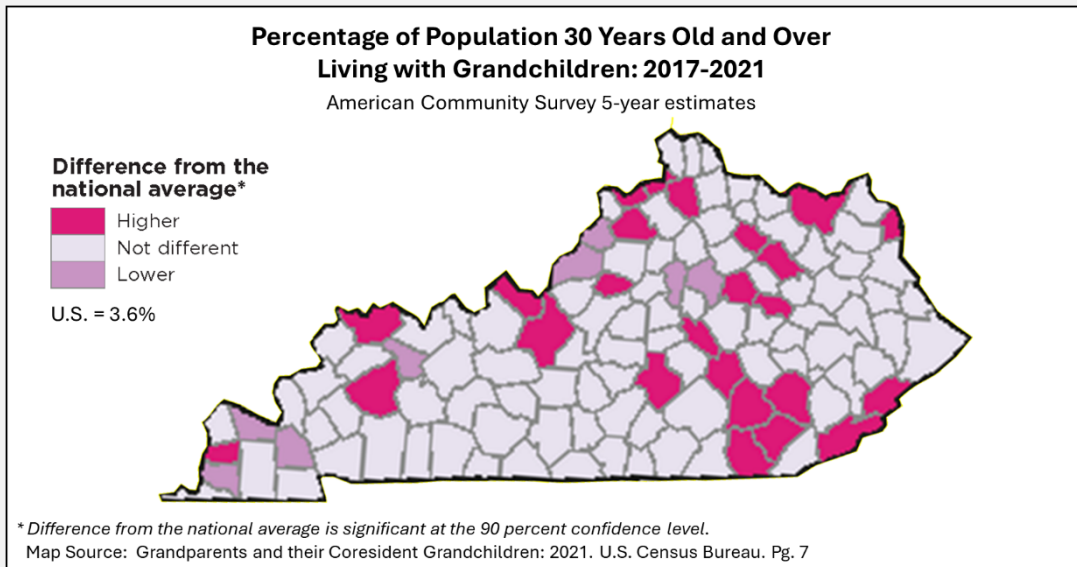
Grandparents Living with Grandchildren Russell County



Kentucky: By The Numbers
<http://kybtn.ca.uky.edu>

Julie N. Zimmerman, Professor, Rural Sociology
Amy Kostelic, Associate Professor Adult Development and Aging.
August, 2024

The Kentucky: By the Numbers provides resources and access to county data to support local decision making. The entire series is available at <http://kybtn.ca.uky.edu>.



Kentucky: By The Numbers is an Extension program in the Department of Community and Leadership Development at the University of Kentucky. For more information contact your local Cooperative Extension office or Dr. Julie N. Zimmerman, Professor of Rural Sociology, Department of Community and Leadership Development, 500 Garrigus Building, University of Kentucky, Lexington, KY 40546-0215. email: izimm@uky.edu. The entire series is online at <http://kybtn.ca.uky.edu>

Cooperative Extension Service

Agriculture and Natural Resources
Family and Consumer Sciences
4-H Youth Development
Community and Economic Development

MARTIN-GATTON COLLEGE OF AGRICULTURE, FOOD AND ENVIRONMENT

Educational programs of Kentucky Cooperative Extension serve all people regardless of economic or social status and will not discriminate on the basis of race, color, ethnic origin, national origin, creed, religion, political belief, sex, sexual orientation, gender identity, gender expression, pregnancy, marital status, genetic information, age, veteran status, physical or mental disability or reprisal or retaliation for prior civil rights activity. Reasonable accommodation of disability may be available with prior notice. Program information may be available in languages other than English.
University of Kentucky, Kentucky State University, U.S. Department of Agriculture, and Kentucky Counties, Cooperating.
Lexington, KY 40506



Disabilities
accommodated
with prior notification.



Grandparents Living with Grandchildren Scott County



Kentucky: By The Numbers
<http://kybtn.ca.uky.edu>

Julie N. Zimmerman, Professor, Rural Sociology
Amy Kostelic, Associate Professor, Adult Development and Aging.
August, 2024

Nationally, 3.7% of households have a grandparent who is living with their grandchildren (called coresident). For some grandparents, living with their grandchildren means also being responsible for them. According to the 2022 American Community Survey (ACS) 5-year estimates, between 2017 and 2022 in Kentucky there were an estimated 51,247 (+/- 2,009) grandparents who both lived with and had responsibility for their grandchildren. Of these, around two thirds were women and about one quarter had an income that was below poverty.

For more on grandparents living with their grandchildren, see the Census Bureau's resources at:

<https://www.census.gov/library/publications/2024/demo/p20-588.html>

For help in understanding the margin of error (the number in parentheses), see "And Now for the Grain of Salt: Margins of Error and the American Community Survey" at <https://kybtn.ca.uky.edu/content/publications>

The Kentucky: By the Numbers provides resources and access to county data to support local decision making. The entire series is available at <http://kybtn.ca.uky.edu>.

	County	
	2017-2022 5-year Estimate	Margin of Error (MOE)
Number of grandparents living with own grandchildren under 18 years	1,227	(+/- 233)
Grandparents living with own grandchildren under 18 years and responsible for grandchildren	539	(+/- 156)
Grandparent ages 30-59	412	(+/- 154)
Grandparent ages 60 and over	127	(+/- 63)
Percent of grandparents living with <u>and responsible</u> for grandchildren who are...		
... female	58.4%	(+/- 9.0%)
... male	41.6%	(+/- 9.0%)
... ages 30-59		
... female	65.3%	(+/- 12.0%)
... male	34.7%	(+/- 12.0%)
... ages 60 and over		
... female	36.2%	(+/- 19.3%)
... male	63.8%	(+/- 19.3%)
... in the labor force	77.6%	(+/- 11.8%)
... with income in the past 12 months that was below poverty level	16.9%	(+/- 11.6%)
... with no parent of grandchildren present	73.1%	(+/- 12.4%)

These data are from Table S1002 from the 2022 American Community Survey 5-year estimates.

Additional data are available at: <https://data.census.gov>

~ American Community Survey ~

Grandparents Living with Grandchildren Scott County



<http://kybtn.ca.uky.edu>



Kentucky: By The Numbers
<http://kybtn.ca.uky.edu>

Julie N. Zimmerman, Professor, Rural Sociology
Amy Kostelic, Associate Professor Adult Development and Aging.
August, 2024

The Kentucky: By the Numbers provides resources and access to county data to support local decision making. The entire series is available at <http://kybtn.ca.uky.edu>.

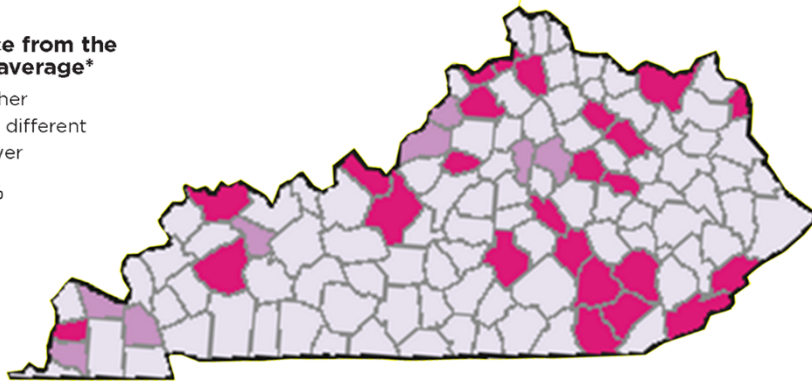
Percentage of Population 30 Years Old and Over Living with Grandchildren: 2017-2021

American Community Survey 5-year estimates

Difference from the national average*

- Higher
- Not different
- Lower

U.S. = 3.6%



* Difference from the national average is significant at the 90 percent confidence level.

Map Source: Grandparents and their Coresident Grandchildren: 2021. U.S. Census Bureau. Pg. 7

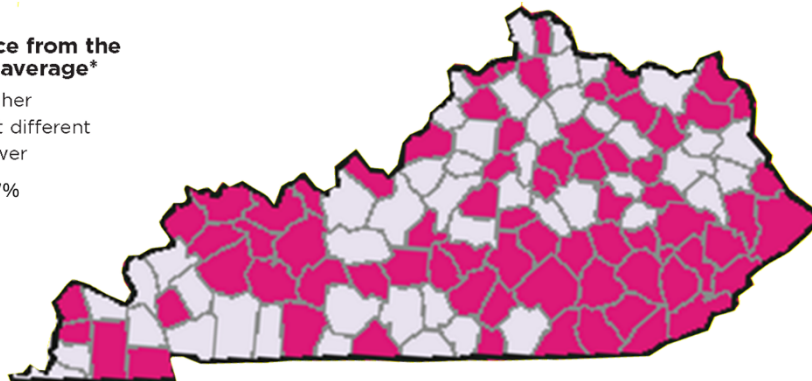
Percentage of Population Living with Grandchildren Who Are Responsible for Their Coresident Grandchildren: 2017-2021

American Community Survey 5-year estimates

Difference from the national average*

- Higher
- Not different
- Lower

U.S. = 32.7%



* Difference from the national average is significant at the 90 percent confidence level.

Map Source: Grandparents and their Coresident Grandchildren: 2021. U.S. Census Bureau. Pg. 8.

Kentucky: By The Numbers is an Extension program in the Department of Community and Leadership Development at the University of Kentucky. For more information contact your local Cooperative Extension office or Dr. Julie N. Zimmerman, Professor of Rural Sociology, Department of Community and Leadership Development, 500 Garrigus Building, University of Kentucky, Lexington, KY 40546-0215. email: izimm@uky.edu. The entire series is online at <http://kybtn.ca.uky.edu>

Cooperative Extension Service

Agriculture and Natural Resources
Family and Consumer Sciences
4-H Youth Development
Community and Economic Development

MARTIN-GATTON COLLEGE OF AGRICULTURE, FOOD AND ENVIRONMENT

Educational programs of Kentucky Cooperative Extension serve all people regardless of economic or social status and will not discriminate on the basis of race, color, ethnic origin, national origin, creed, religion, political belief, sex, sexual orientation, gender identity, gender expression, pregnancy, marital status, genetic information, age, veteran status, physical or mental disability or reprisal or retaliation for prior civil rights activity. Reasonable accommodation of disability may be available with prior notice. Program information may be available in languages other than English. University of Kentucky, Kentucky State University, U.S. Department of Agriculture, and Kentucky Counties, Cooperating.
Lexington, KY 40506



Disabilities
accommodated
with prior notification.



Grandparents Living with Grandchildren Shelby County



Kentucky: By The Numbers
<http://kybtn.ca.uky.edu>

Julie N. Zimmerman, Professor, Rural Sociology
Amy Kostelic, Associate Professor, Adult Development and Aging.
August, 2024

Nationally, 3.7% of households have a grandparent who is living with their grandchildren (called coresident). For some grandparents, living with their grandchildren means also being responsible for them. According to the 2022 American Community Survey (ACS) 5-year estimates, between 2017 and 2022 in Kentucky there were an estimated 51,247 (+/- 2,009) grandparents who both lived with and had responsibility for their grandchildren. Of these, around two thirds were women and about one quarter had an income that was below poverty.

For more on grandparents living with their grandchildren, see the Census Bureau's resources at:

<https://www.census.gov/library/publications/2024/demo/p20-588.html>

For help in understanding the margin of error (the number in parentheses), see "And Now for the Grain of Salt: Margins of Error and the American Community Survey" at <https://kybtn.ca.uky.edu/content/publications>

The Kentucky: By the Numbers provides resources and access to county data to support local decision making. The entire series is available at <http://kybtn.ca.uky.edu>.

	County	
	2017-2022 5-year Estimate	Margin of Error (MOE)
Number of grandparents living with own grandchildren under 18 years	970	(+/- 277)
Grandparents living with own grandchildren under 18 years and responsible for grandchildren	193	(+/- 106)
Grandparent ages 30-59	132	(+/- 88)
Grandparent ages 60 and over	61	(+/- 55)
Percent of grandparents living with <u>and responsible</u> for grandchildren who are...		
... female	61.7%	(+/- 17.2%)
... male	38.3%	(+/- 17.2%)
... ages 30-59		
... female	60.6%	(+/- 23.5%)
... male	39.4%	(+/- 23.5%)
... ages 60 and over		
... female	63.9%	(+/- 22.3%)
... male	36.1%	(+/- 22.3%)
... in the labor force	66.3%	(+/- 21.2%)
... with income in the past 12 months that was below poverty level	16.6%	(+/- 20.4%)
... with no parent of grandchildren present	47.2%	(+/- 30.5%)

These data are from Table S1002 from the 2022 American Community Survey 5-year estimates.

Additional data are available at: <https://data.census.gov>

~ American Community Survey ~

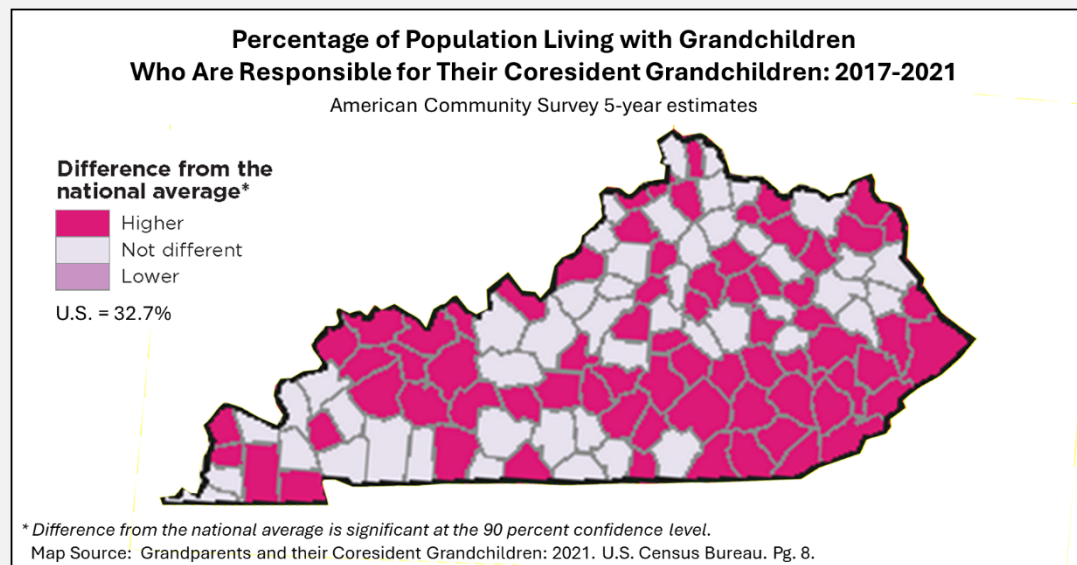
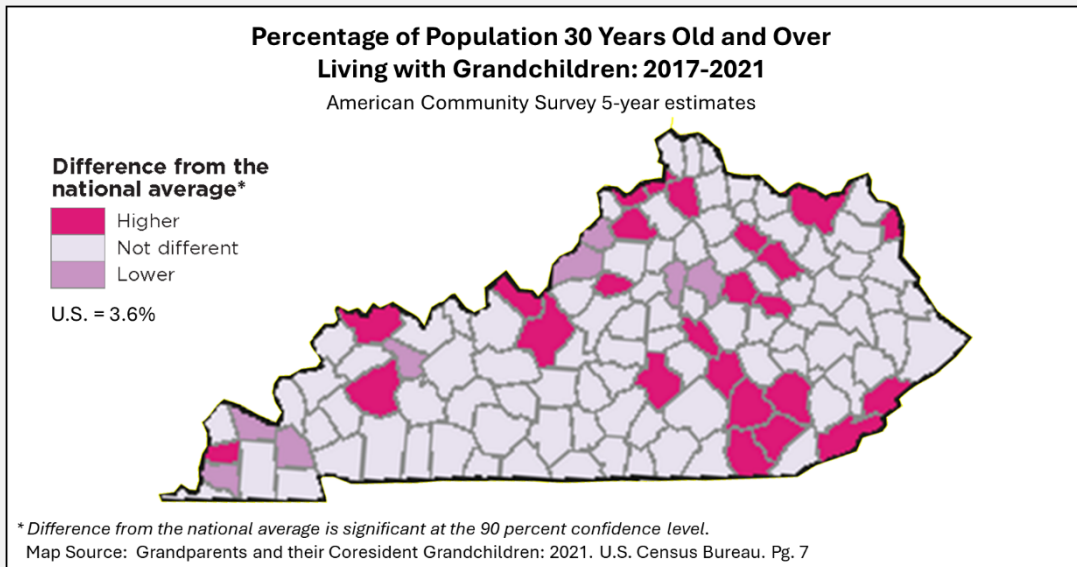
Grandparents Living with Grandchildren Shelby County



Kentucky: By The Numbers
<http://kybtn.ca.uky.edu>

Julie N. Zimmerman, Professor, Rural Sociology
Amy Kostelic, Associate Professor Adult Development and Aging.
August, 2024

The Kentucky: By the Numbers provides resources and access to county data to support local decision making. The entire series is available at <http://kybtn.ca.uky.edu>.



Kentucky: By The Numbers is an Extension program in the Department of Community and Leadership Development at the University of Kentucky. For more information contact your local Cooperative Extension office or Dr. Julie N. Zimmerman, Professor of Rural Sociology, Department of Community and Leadership Development, 500 Garrigus Building, University of Kentucky, Lexington, KY 40546-0215. email: izimm@uky.edu. The entire series is online at <http://kybtn.ca.uky.edu>

Cooperative Extension Service

Agriculture and Natural Resources
Family and Consumer Sciences
4-H Youth Development
Community and Economic Development

MARTIN-GATTON COLLEGE OF AGRICULTURE, FOOD AND ENVIRONMENT

Educational programs of Kentucky Cooperative Extension serve all people regardless of economic or social status and will not discriminate on the basis of race, color, ethnic origin, national origin, creed, religion, political belief, sex, sexual orientation, gender identity, gender expression, pregnancy, marital status, genetic information, age, veteran status, physical or mental disability or reprisal or retaliation for prior civil rights activity. Reasonable accommodation of disability may be available with prior notice. Program information may be available in languages other than English. University of Kentucky, Kentucky State University, U.S. Department of Agriculture, and Kentucky Counties, Cooperating.
Lexington, KY 40506



Disabilities
accommodated
with prior notification.



Grandparents Living with Grandchildren Simpson County



Kentucky: By The Numbers
<http://kybtn.ca.uky.edu>

Julie N. Zimmerman, Professor, Rural Sociology
Amy Kostelic, Associate Professor, Adult Development and Aging.
August, 2024

Nationally, 3.7% of households have a grandparent who is living with their grandchildren (called coresident). For some grandparents, living with their grandchildren means also being responsible for them. According to the 2022 American Community Survey (ACS) 5-year estimates, between 2017 and 2022 in Kentucky there were an estimated 51,247 (+/- 2,009) grandparents who both lived with and had responsibility for their grandchildren. Of these, around two thirds were women and about one quarter had an income that was below poverty.

For more on grandparents living with their grandchildren, see the Census Bureau's resources at:

<https://www.census.gov/library/publications/2024/demo/p20-588.html>

For help in understanding the margin of error (the number in parentheses), see "And Now for the Grain of Salt: Margins of Error and the American Community Survey" at <https://kybtn.ca.uky.edu/content/publications>

The Kentucky: By the Numbers provides resources and access to county data to support local decision making. The entire series is available at <http://kybtn.ca.uky.edu>.

	County	
	2017-2022 5-year Estimate	Margin of Error (MOE)
Number of grandparents living with own grandchildren under 18 years	560	(+/- 244)
Grandparents living with own grandchildren under 18 years and responsible for grandchildren	373	(+/- 189)
Grandparent ages 30-59	220	(+/- 104)
Grandparent ages 60 and over	153	(+/- 98)
Percent of grandparents living with <u>and responsible</u> for grandchildren who are...		
... female	60.1%	(+/- 9.9%)
... male	39.9%	(+/- 9.9%)
... ages 30-59		
... female	55.5%	(+/- 25.3%)
... male	44.5%	(+/- 25.3%)
... ages 60 and over		
... female	66.7%	(+/- 35.6%)
... male	33.3%	(+/- 35.6%)
... in the labor force	60.6%	(+/- 18.1%)
... with income in the past 12 months that was below poverty level	13.1%	(+/- 12.6%)
... with no parent of grandchildren present	61.9%	(+/- 30.4%)

These data are from Table S1002 from the 2022 American Community Survey 5-year estimates.

Additional data are available at: <https://data.census.gov>

~ American Community Survey ~

Grandparents Living with Grandchildren Simpson County



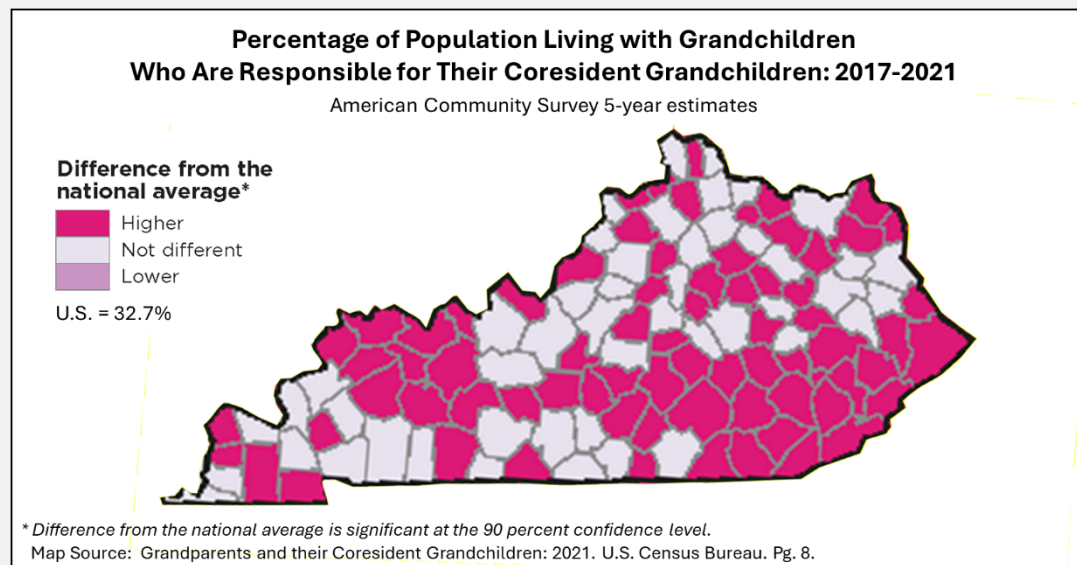
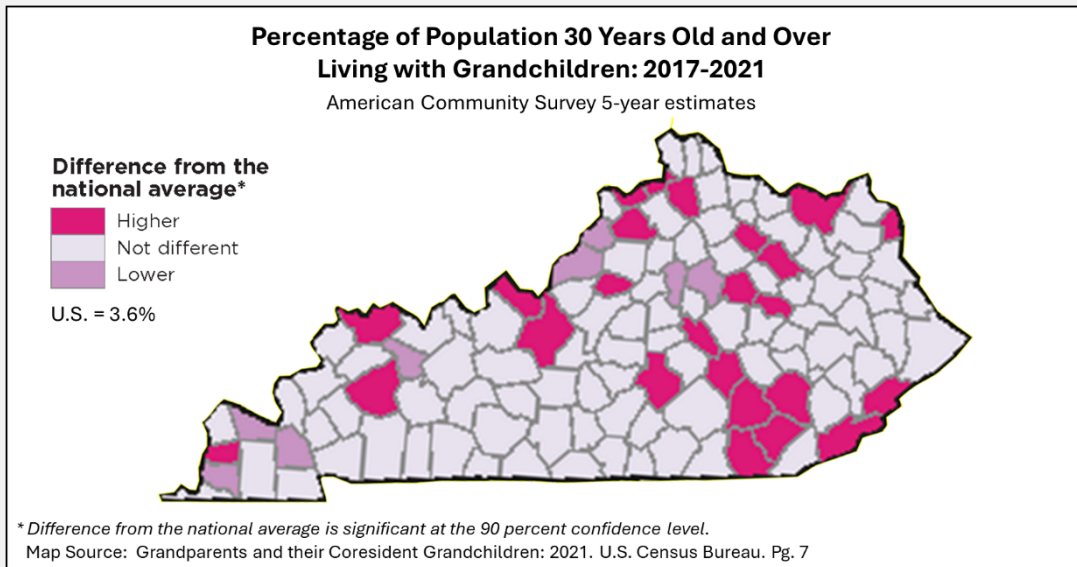
<http://kybtn.ca.uky.edu>



Kentucky: By The Numbers
<http://kybtn.ca.uky.edu>

Julie N. Zimmerman, Professor, Rural Sociology
Amy Kostelic, Associate Professor Adult Development and Aging.
August, 2024

The Kentucky: By the Numbers provides resources and access to county data to support local decision making. The entire series is available at <http://kybtn.ca.uky.edu>.



Kentucky: By The Numbers is an Extension program in the Department of Community and Leadership Development at the University of Kentucky. For more information contact your local Cooperative Extension office or Dr. Julie N. Zimmerman, Professor of Rural Sociology, Department of Community and Leadership Development, 500 Garrigus Building, University of Kentucky, Lexington, KY 40546-0215. email: izimm@uky.edu. The entire series is online at <http://kybtn.ca.uky.edu>

Cooperative Extension Service

Agriculture and Natural Resources
Family and Consumer Sciences
4-H Youth Development
Community and Economic Development

MARTIN-GATTON COLLEGE OF AGRICULTURE, FOOD AND ENVIRONMENT

Educational programs of Kentucky Cooperative Extension serve all people regardless of economic or social status and will not discriminate on the basis of race, color, ethnic origin, national origin, creed, religion, political belief, sex, sexual orientation, gender identity, gender expression, pregnancy, marital status, genetic information, age, veteran status, physical or mental disability or reprisal or retaliation for prior civil rights activity. Reasonable accommodation of disability may be available with prior notice. Program information may be available in languages other than English.
University of Kentucky, Kentucky State University, U.S. Department of Agriculture, and Kentucky Counties, Cooperating.
Lexington, KY 40506



Disabilities
accommodated
with prior notification.



Grandparents Living with Grandchildren Spencer County



Kentucky: By The Numbers
<http://kybtn.ca.uky.edu>

Julie N. Zimmerman, Professor, Rural Sociology
Amy Kostelic, Associate Professor, Adult Development and Aging.
August, 2024

Nationally, 3.7% of households have a grandparent who is living with their grandchildren (called coresident). For some grandparents, living with their grandchildren means also being responsible for them. According to the 2022 American Community Survey (ACS) 5-year estimates, between 2017 and 2022 in Kentucky there were an estimated 51,247 (+/- 2,009) grandparents who both lived with and had responsibility for their grandchildren. Of these, around two thirds were women and about one quarter had an income that was below poverty.

For more on grandparents living with their grandchildren, see the Census Bureau's resources at:

<https://www.census.gov/library/publications/2024/demo/p20-588.html>

For help in understanding the margin of error (the number in parentheses), see "And Now for the Grain of Salt: Margins of Error and the American Community Survey" at <https://kybtn.ca.uky.edu/content/publications>

The Kentucky: By the Numbers provides resources and access to county data to support local decision making. The entire series is available at <http://kybtn.ca.uky.edu>.

	County	
	2017-2022 5-year Estimate	Margin of Error (MOE)
Number of grandparents living with own grandchildren under 18 years	684	(+/- 202)
Grandparents living with own grandchildren under 18 years and responsible for grandchildren	269	(+/- 138)
Grandparent ages 30-59	182	(+/- 106)
Grandparent ages 60 and over	87	(+/- 60)
Percent of grandparents living with <u>and responsible</u> for grandchildren who are...		
... female	72.5%	(+/- 13.1%)
... male	27.5%	(+/- 13.1%)
... ages 30-59		
... female	84.6%	(+/- 14.3%)
... male	15.4%	(+/- 14.3%)
... ages 60 and over		
... female	47.1%	(+/- 39.9%)
... male	52.9%	(+/- 39.9%)
... in the labor force	56.9%	(+/- 26.7%)
... with income in the past 12 months that was below poverty level	19.0%	(+/- 19.6%)
... with no parent of grandchildren present	43.1%	(+/- 22.8%)

These data are from Table S1002 from the 2022 American Community Survey 5-year estimates.

Additional data are available at: <https://data.census.gov>

~ American Community Survey ~

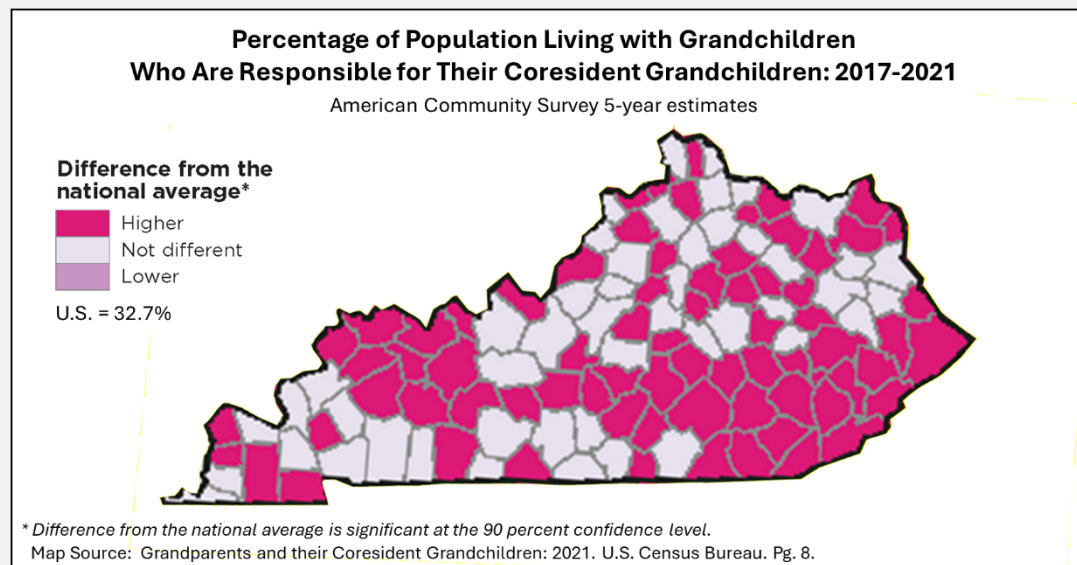
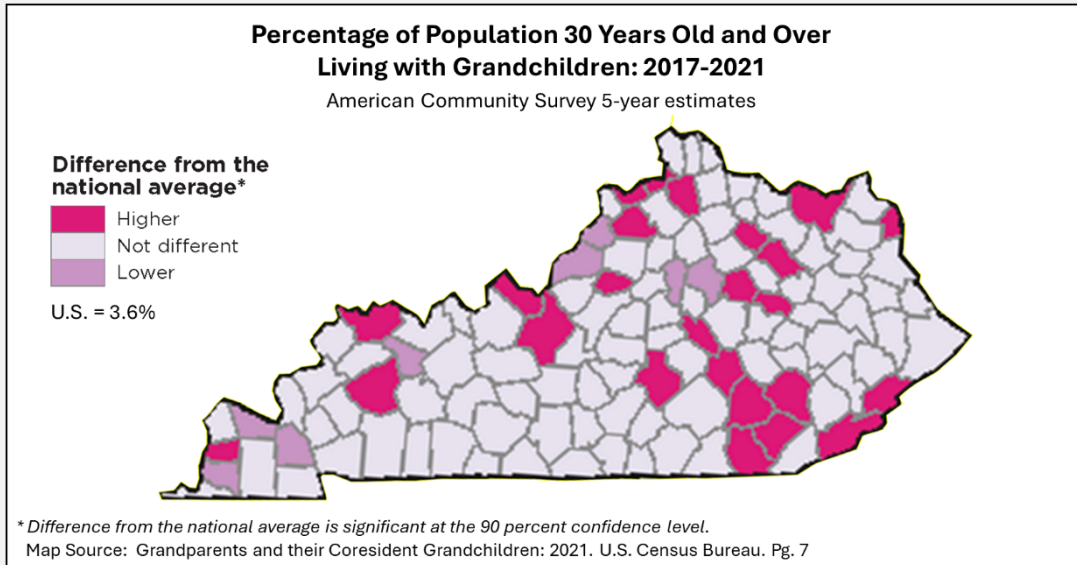
Grandparents Living with Grandchildren Spencer County



Kentucky: By The Numbers
<http://kybtn.ca.uky.edu>

Julie N. Zimmerman, Professor, Rural Sociology
Amy Kostelic, Associate Professor Adult Development and Aging.
August, 2024

The Kentucky: By the Numbers provides resources and access to county data to support local decision making. The entire series is available at <http://kybtn.ca.uky.edu>.



Kentucky: By The Numbers is an Extension program in the Department of Community and Leadership Development at the University of Kentucky. For more information contact your local Cooperative Extension office or Dr. Julie N. Zimmerman, Professor of Rural Sociology, Department of Community and Leadership Development, 500 Garrigus Building, University of Kentucky, Lexington, KY 40546-0215. email: izimm@uky.edu. The entire series is online at <http://kybtn.ca.uky.edu>

Cooperative Extension Service

Agriculture and Natural Resources
Family and Consumer Sciences
4-H Youth Development
Community and Economic Development

MARTIN-GATTON COLLEGE OF AGRICULTURE, FOOD AND ENVIRONMENT

Educational programs of Kentucky Cooperative Extension serve all people regardless of economic or social status and will not discriminate on the basis of race, color, ethnic origin, national origin, creed, religion, political belief, sex, sexual orientation, gender identity, gender expression, pregnancy, marital status, genetic information, age, veteran status, physical or mental disability or reprisal or retaliation for prior civil rights activity. Reasonable accommodation of disability may be available with prior notice. Program information may be available in languages other than English. University of Kentucky, Kentucky State University, U.S. Department of Agriculture, and Kentucky Counties, Cooperating.
Lexington, KY 40506



Disabilities
accommodated
with prior notification.



Grandparents Living with Grandchildren Taylor County



Kentucky: By The Numbers
<http://kybtn.ca.uky.edu>

Julie N. Zimmerman, Professor, Rural Sociology
Amy Kostelic, Associate Professor, Adult Development and Aging.
August, 2024

Nationally, 3.7% of households have a grandparent who is living with their grandchildren (called coresident). For some grandparents, living with their grandchildren means also being responsible for them. According to the 2022 American Community Survey (ACS) 5-year estimates, between 2017 and 2022 in Kentucky there were an estimated 51,247 (+/- 2,009) grandparents who both lived with and had responsibility for their grandchildren. Of these, around two thirds were women and about one quarter had an income that was below poverty.

For more on grandparents living with their grandchildren, see the Census Bureau's resources at:

<https://www.census.gov/library/publications/2024/demo/p20-588.html>

For help in understanding the margin of error (the number in parentheses), see "And Now for the Grain of Salt: Margins of Error and the American Community Survey" at <https://kybtn.ca.uky.edu/content/publications>

The Kentucky: By the Numbers provides resources and access to county data to support local decision making. The entire series is available at <http://kybtn.ca.uky.edu>.

	County	
	2017-2022 5-year Estimate	Margin of Error (MOE)
Number of grandparents living with own grandchildren under 18 years	570	(+/- 215)
Grandparents living with own grandchildren under 18 years and responsible for grandchildren	404	(+/- 191)
Grandparent ages 30-59	191	(+/- 119)
Grandparent ages 60 and over	213	(+/- 137)
Percent of grandparents living with <u>and responsible</u> for grandchildren who are...		
... female	78.2%	(+/- 11.1%)
... male	21.8%	(+/- 11.1%)
... ages 30-59		
... female	95.8%	(+/- 7.3%)
... male	4.2%	(+/- 7.3%)
... ages 60 and over		
... female	62.4%	(+/- 17.6%)
... male	37.6%	(+/- 17.6%)
... in the labor force	31.9%	(+/- 20.9%)
... with income in the past 12 months that was below poverty level	28.7%	(+/- 17.9%)
... with no parent of grandchildren present	39.4%	(+/- 21.0%)

These data are from Table S1002 from the 2022 American Community Survey 5-year estimates.

Additional data are available at: <https://data.census.gov>

~ American Community Survey ~

Grandparents Living with Grandchildren Taylor County



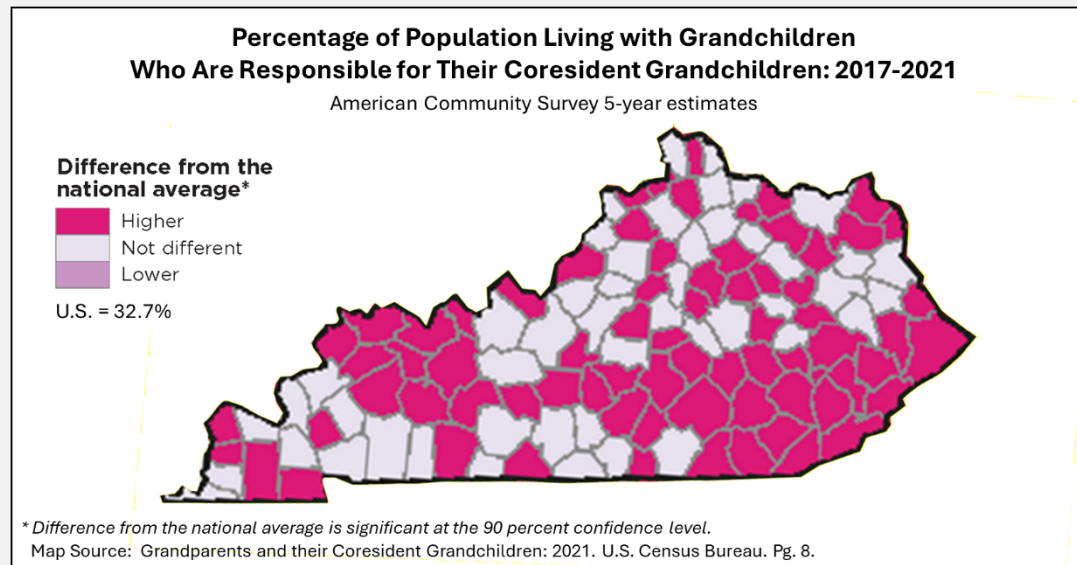
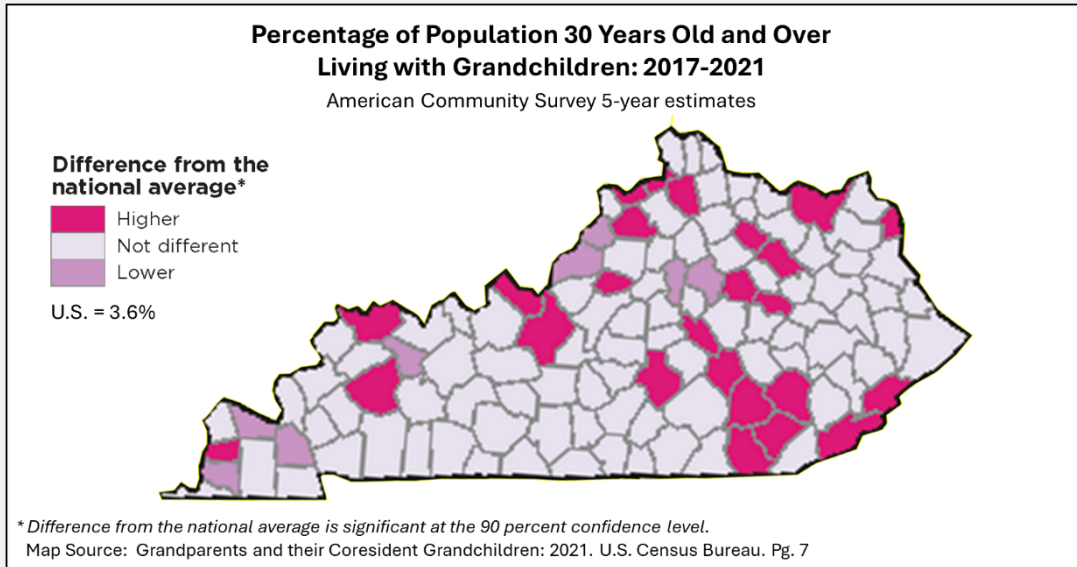
<http://kybtn.ca.uky.edu>



Kentucky: By The Numbers
<http://kybtn.ca.uky.edu>

Julie N. Zimmerman, Professor, Rural Sociology
Amy Kostelic, Associate Professor Adult Development and Aging.
August, 2024

The Kentucky: By the Numbers provides resources and access to county data to support local decision making. The entire series is available at <http://kybtn.ca.uky.edu>.



Kentucky: By The Numbers is an Extension program in the Department of Community and Leadership Development at the University of Kentucky. For more information contact your local Cooperative Extension office or Dr. Julie N. Zimmerman, Professor of Rural Sociology, Department of Community and Leadership Development, 500 Garrigus Building, University of Kentucky, Lexington, KY 40546-0215. email: izimm@uky.edu. The entire series is online at <http://kybtn.ca.uky.edu>

Cooperative Extension Service

Agriculture and Natural Resources
Family and Consumer Sciences
4-H Youth Development
Community and Economic Development

MARTIN-GATTON COLLEGE OF AGRICULTURE, FOOD AND ENVIRONMENT

Educational programs of Kentucky Cooperative Extension serve all people regardless of economic or social status and will not discriminate on the basis of race, color, ethnic origin, national origin, creed, religion, political belief, sex, sexual orientation, gender identity, gender expression, pregnancy, marital status, genetic information, age, veteran status, physical or mental disability or reprisal or retaliation for prior civil rights activity. Reasonable accommodation of disability may be available with prior notice. Program information may be available in languages other than English. University of Kentucky, Kentucky State University, U.S. Department of Agriculture, and Kentucky Counties, Cooperating.
Lexington, KY 40506



Disabilities
accommodated
with prior notification.



Grandparents Living with Grandchildren Todd County



Kentucky: By The Numbers
<http://kybtn.ca.uky.edu>

Julie N. Zimmerman, Professor, Rural Sociology
Amy Kostelic, Associate Professor, Adult Development and Aging.
August, 2024

Nationally, 3.7% of households have a grandparent who is living with their grandchildren (called coresident). For some grandparents, living with their grandchildren means also being responsible for them. According to the 2022 American Community Survey (ACS) 5-year estimates, between 2017 and 2022 in Kentucky there were an estimated 51,247 (+/- 2,009) grandparents who both lived with and had responsibility for their grandchildren. Of these, around two thirds were women and about one quarter had an income that was below poverty.

For more on grandparents living with their grandchildren, see the Census Bureau's resources at:

<https://www.census.gov/library/publications/2024/demo/p20-588.html>

For help in understanding the margin of error (the number in parentheses), see "And Now for the Grain of Salt: Margins of Error and the American Community Survey" at <https://kybtn.ca.uky.edu/content/publications>

The Kentucky: By the Numbers provides resources and access to county data to support local decision making. The entire series is available at <http://kybtn.ca.uky.edu>.

	County	
	2017-2022 5-year Estimate	Margin of Error (MOE)
Number of grandparents living with own grandchildren under 18 years	234	(+/- 113)
Grandparents living with own grandchildren under 18 years and responsible for grandchildren	108	(+/- 75)
Grandparent ages 30-59	76	(+/- 74)
Grandparent ages 60 and over	32	(+/- 24)
Percent of grandparents living with <u>and responsible</u> for grandchildren who are...		
... female	63.9%	(+/- 17.1%)
... male	36.1%	(+/- 17.1%)
... ages 30-59		
... female	71.1%	(+/- 28.0%)
... male	28.9%	(+/- 28.0%)
... ages 60 and over		
... female	46.9%	(+/- 40.9%)
... male	53.1%	(+/- 40.9%)
... in the labor force	56.5%	(+/- 19.4%)
... with income in the past 12 months that was below poverty level	28.7%	(+/- 30.6%)
... with no parent of grandchildren present	84.3%	(+/- 19.7%)

These data are from Table S1002 from the 2022 American Community Survey 5-year estimates.

Additional data are available at: <https://data.census.gov>

~ American Community Survey ~

Grandparents Living with Grandchildren Todd County



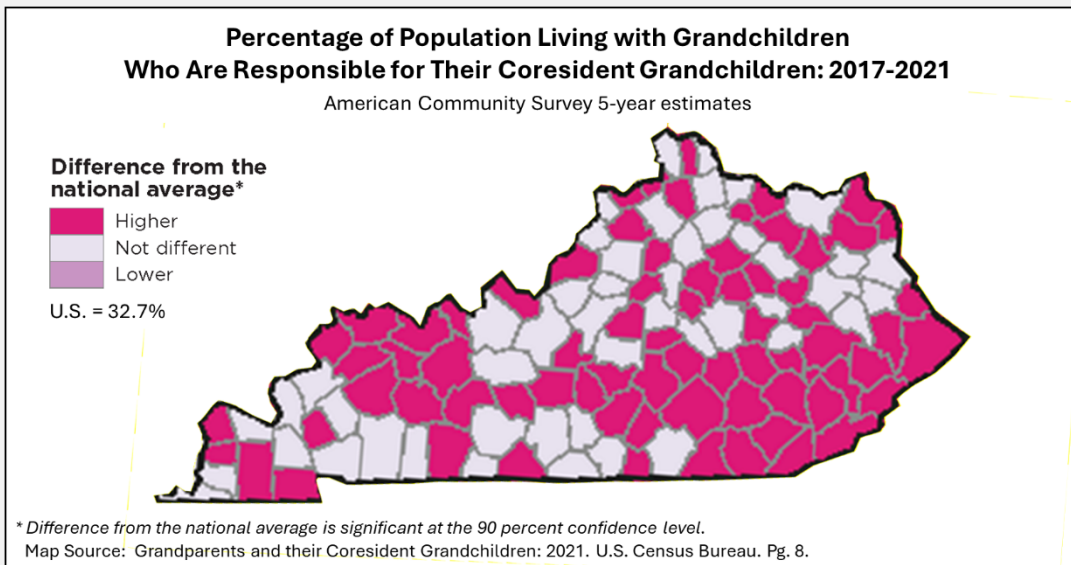
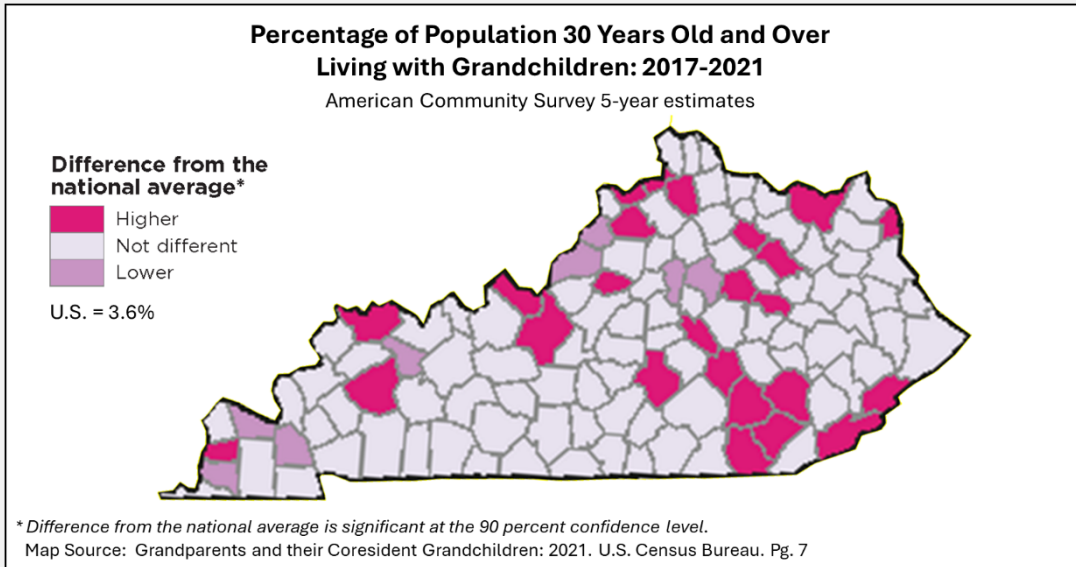
<http://kybtn.ca.uky.edu>



Kentucky: By The Numbers
<http://kybtn.ca.uky.edu>

Julie N. Zimmerman, Professor, Rural Sociology
Amy Kostelic, Associate Professor Adult Development and Aging.
August, 2024

The Kentucky: By the Numbers provides resources and access to county data to support local decision making. The entire series is available at <http://kybtn.ca.uky.edu>.



Kentucky: By The Numbers is an Extension program in the Department of Community and Leadership Development at the University of Kentucky. For more information contact your local Cooperative Extension office or Dr. Julie N. Zimmerman, Professor of Rural Sociology, Department of Community and Leadership Development, 500 Garrigus Building, University of Kentucky, Lexington, KY 40546-0215. email: izimm@uky.edu. The entire series is online at <http://kybtn.ca.uky.edu>

Cooperative Extension Service

Agriculture and Natural Resources
Family and Consumer Sciences
4-H Youth Development
Community and Economic Development

MARTIN-GATTON COLLEGE OF AGRICULTURE, FOOD AND ENVIRONMENT

Educational programs of Kentucky Cooperative Extension serve all people regardless of economic or social status and will not discriminate on the basis of race, color, ethnic origin, national origin, creed, religion, political belief, sex, sexual orientation, gender identity, gender expression, pregnancy, marital status, genetic information, age, veteran status, physical or mental disability or reprisal or retaliation for prior civil rights activity. Reasonable accommodation of disability may be available with prior notice. Program information may be available in languages other than English.
University of Kentucky, Kentucky State University, U.S. Department of Agriculture, and Kentucky Counties, Cooperating.
Lexington, KY 40506



Disabilities
accommodated
with prior notification.