



# Grandparents Living with Grandchildren Nicholas County



Kentucky: By The Numbers  
<http://kybtn.ca.uky.edu>

Julie N. Zimmerman, Professor, Rural Sociology  
Amy Kostelic, Associate Professor, Adult Development and Aging.  
August, 2024

Nationally, 3.7% of households have a grandparent who is living with their grandchildren (called coresident). For some grandparents, living with their grandchildren means also being responsible for them. According to the 2022 American Community Survey (ACS) 5-year estimates, between 2017 and 2022 in Kentucky there were an estimated 51,247 (+/- 2,009) grandparents who both lived with and had responsibility for their grandchildren. Of these, around two thirds were women and about one quarter had an income that was below poverty.

For more on grandparents living with their grandchildren, see the Census Bureau's resources at:

<https://www.census.gov/library/publications/2024/demo/p20-588.html>

For help in understanding the margin of error (the number in parentheses), see "And Now for the Grain of Salt: Margins of Error and the American Community Survey" at <https://kybtn.ca.uky.edu/content/publications>

The Kentucky: By the Numbers provides resources and access to county data to support local decision making. The entire series is available at <http://kybtn.ca.uky.edu>.

	<b>County</b>	
	2017-2022 5-year Estimate	Margin of Error (MOE)
<b>Number of grandparents living with own grandchildren under 18 years</b>	<b>420</b>	<b>(+/- 193)</b>
Grandparents living with own grandchildren under 18 years <b>and responsible for grandchildren</b>	197	(+/- 120)
Grandparent ages 30-59	130	(+/- 110)
Grandparent ages 60 and over	67	(+/- 57)
<b>Percent of grandparents living with <u>and responsible</u> for grandchildren who are...</b>		
... female	57.9%	(+/- 10.0%)
... male	42.1%	(+/- 10.0%)
<b>... ages 30-59</b>		
... female	56.2%	(+/- 14.3%)
... male	43.8%	(+/- 14.3%)
<b>... ages 60 and over</b>		
... female	61.2%	(+/- 16.0%)
... male	38.8%	(+/- 16.0%)
... in the labor force	23.4%	(+/- 19.7%)
... with income in the past 12 months that was below poverty level	25.4%	(+/- 27.3%)
... with no parent of grandchildren present	54.8%	(+/- 29.0%)

These data are from Table S1002 from the 2022 American Community Survey 5-year estimates.

Additional data are available at: <https://data.census.gov>

~ American Community Survey ~

# Grandparents Living with Grandchildren Nicholas County



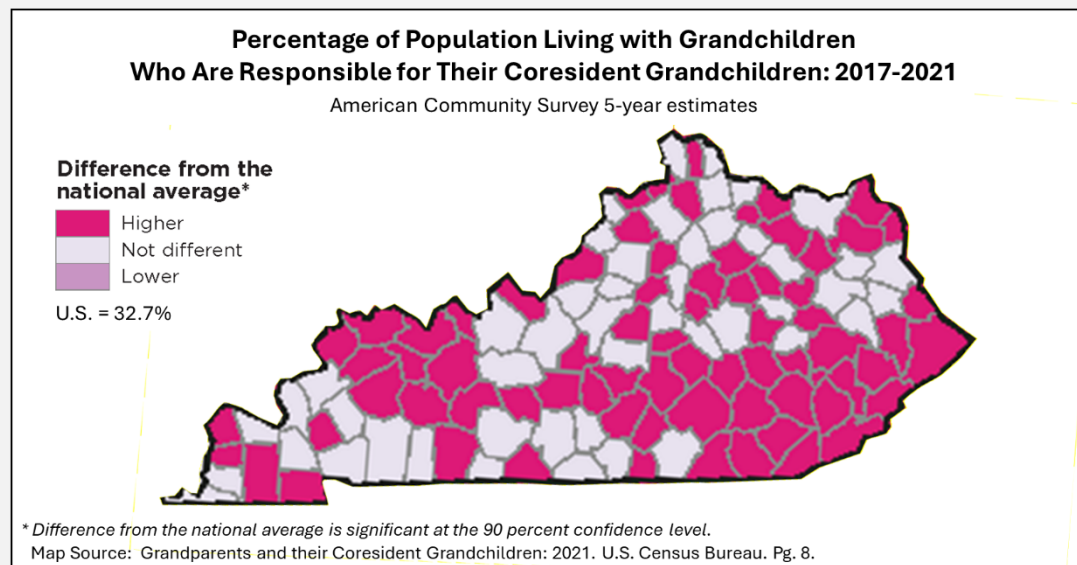
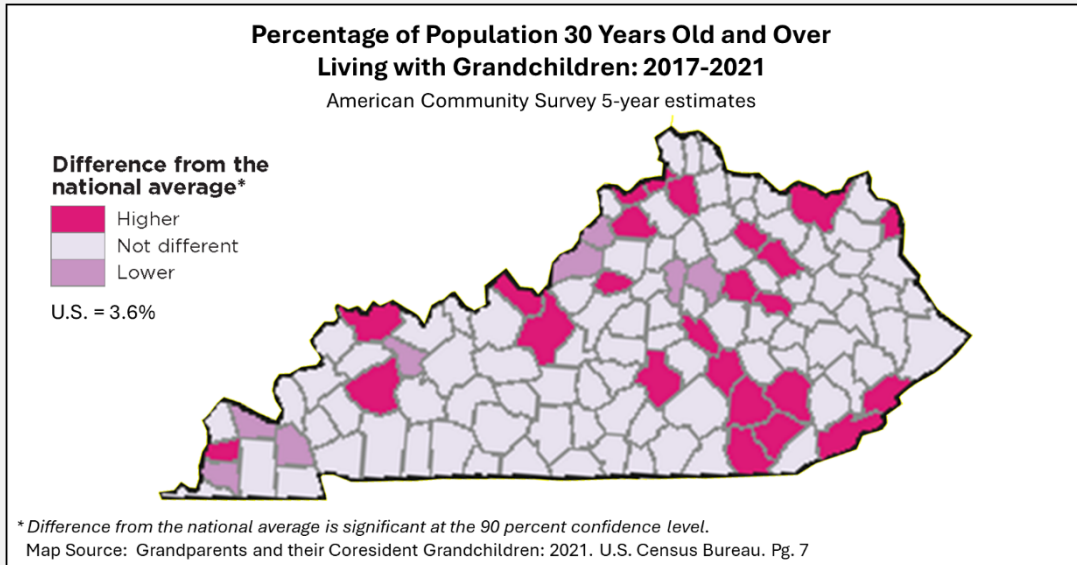
<http://kybtn.ca.uky.edu>



Kentucky: By The Numbers  
<http://kybtn.ca.uky.edu>

Julie N. Zimmerman, Professor, Rural Sociology  
Amy Kostelic, Associate Professor Adult Development and Aging.  
August, 2024

The Kentucky: By the Numbers provides resources and access to county data to support local decision making. The entire series is available at <http://kybtn.ca.uky.edu>.



Kentucky: By The Numbers is an Extension program in the Department of Community and Leadership Development at the University of Kentucky. For more information contact your local Cooperative Extension office or Dr. Julie N. Zimmerman, Professor of Rural Sociology, Department of Community and Leadership Development, 500 Garrigus Building, University of Kentucky, Lexington, KY 40546-0215. email: [izimm@ukv.edu](mailto:izimm@ukv.edu). The entire series is online at <http://kybtn.ca.uky.edu>

### Cooperative Extension Service

Agriculture and Natural Resources  
Family and Consumer Sciences  
4-H Youth Development  
Community and Economic Development

### MARTIN-GATTON COLLEGE OF AGRICULTURE, FOOD AND ENVIRONMENT

Educational programs of Kentucky Cooperative Extension serve all people regardless of economic or social status and will not discriminate on the basis of race, color, ethnic origin, national origin, creed, religion, political belief, sex, sexual orientation, gender identity, gender expression, pregnancy, marital status, genetic information, age, veteran status, physical or mental disability or reprisal or retaliation for prior civil rights activity. Reasonable accommodation of disability may be available with prior notice. Program information may be available in languages other than English. University of Kentucky, Kentucky State University, U.S. Department of Agriculture, and Kentucky Counties, Cooperating.  
Lexington, KY 40506



Disabilities  
accommodated  
with prior notification.



# Grandparents Living with Grandchildren Ohio County



Kentucky: By The Numbers  
<http://kybtn.ca.uky.edu>

Julie N. Zimmerman, Professor, Rural Sociology  
Amy Kostelic, Associate Professor, Adult Development and Aging.  
August, 2024

Nationally, 3.7% of households have a grandparent who is living with their grandchildren (called coresident). For some grandparents, living with their grandchildren means also being responsible for them. According to the 2022 American Community Survey (ACS) 5-year estimates, between 2017 and 2022 in Kentucky there were an estimated 51,247 (+/- 2,009) grandparents who both lived with and had responsibility for their grandchildren. Of these, around two thirds were women and about one quarter had an income that was below poverty.

For more on grandparents living with their grandchildren, see the Census Bureau's resources at:

<https://www.census.gov/library/publications/2024/demo/p20-588.html>

For help in understanding the margin of error (the number in parentheses), see "And Now for the Grain of Salt: Margins of Error and the American Community Survey" at <https://kybtn.ca.uky.edu/content/publications>

The Kentucky: By the Numbers provides resources and access to county data to support local decision making. The entire series is available at <http://kybtn.ca.uky.edu>.

	<b>County</b>	
	2017-2022 5-year Estimate	Margin of Error (MOE)
<b>Number of grandparents living with own grandchildren under 18 years</b>	<b>457</b>	<b>(+/- 156)</b>
Grandparents living with own grandchildren under 18 years <b>and responsible for grandchildren</b>	238	(+/- 117)
Grandparent ages 30-59	138	(+/- 92)
Grandparent ages 60 and over	100	(+/- 61)
<b>Percent of grandparents living with <u>and responsible</u> for grandchildren who are...</b>		
... female	50.4%	(+/- 13.4%)
... male	49.6%	(+/- 13.4%)
<b>... ages 30-59</b>		
... female	60.9%	(+/- 26.1%)
... male	39.1%	(+/- 26.1%)
<b>... ages 60 and over</b>		
... female	36.0%	(+/- 25.1%)
... male	64.0%	(+/- 25.1%)
... in the labor force	56.7%	(+/- 24.8%)
... with income in the past 12 months that was below poverty level	12.6%	(+/- 14.8%)
... with no parent of grandchildren present	51.7%	(+/- 24.6%)

These data are from Table S1002 from the 2022 American Community Survey 5-year estimates.

Additional data are available at: <https://data.census.gov>

~ American Community Survey ~

# Grandparents Living with Grandchildren Ohio County



<http://kybtn.ca.uky.edu>



Kentucky: By The Numbers  
<http://kybtn.ca.uky.edu>

Julie N. Zimmerman, Professor, Rural Sociology  
Amy Kostelic, Associate Professor Adult Development and Aging.  
August, 2024

The Kentucky: By the Numbers provides resources and access to county data to support local decision making. The entire series is available at <http://kybtn.ca.uky.edu>.

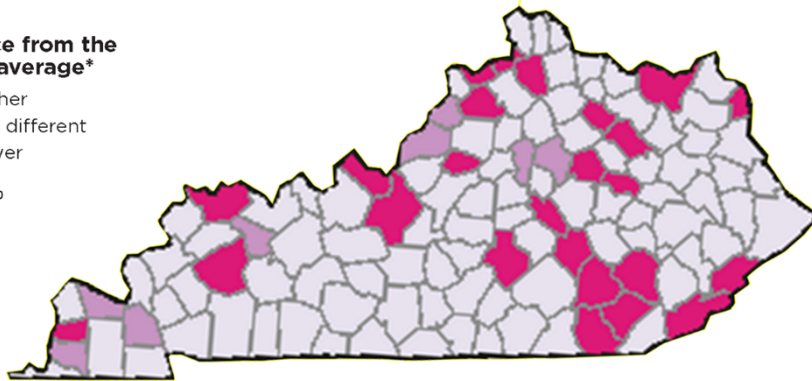
## Percentage of Population 30 Years Old and Over Living with Grandchildren: 2017-2021

American Community Survey 5-year estimates

Difference from the national average\*

- Higher
- Not different
- Lower

U.S. = 3.6%



\* Difference from the national average is significant at the 90 percent confidence level.

Map Source: Grandparents and their Coresident Grandchildren: 2021. U.S. Census Bureau. Pg. 7

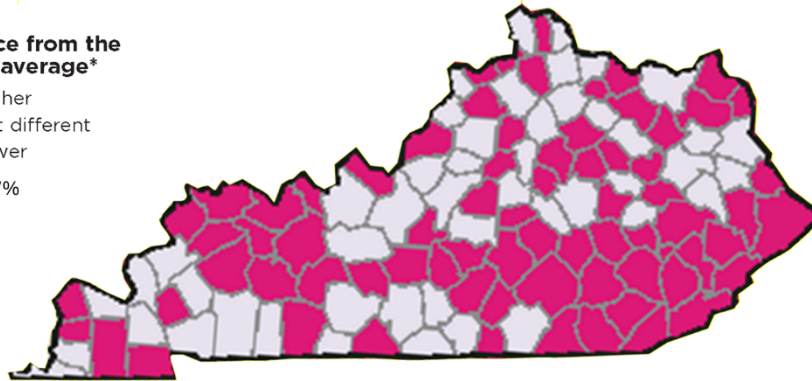
## Percentage of Population Living with Grandchildren Who Are Responsible for Their Coresident Grandchildren: 2017-2021

American Community Survey 5-year estimates

Difference from the national average\*

- Higher
- Not different
- Lower

U.S. = 32.7%



\* Difference from the national average is significant at the 90 percent confidence level.

Map Source: Grandparents and their Coresident Grandchildren: 2021. U.S. Census Bureau. Pg. 8.

Kentucky: By The Numbers is an Extension program in the Department of Community and Leadership Development at the University of Kentucky. For more information contact your local Cooperative Extension office or Dr. Julie N. Zimmerman, Professor of Rural Sociology, Department of Community and Leadership Development, 500 Garrigus Building, University of Kentucky, Lexington, KY 40546-0215. email: [izimm@uky.edu](mailto:izimm@uky.edu). The entire series is online at <http://kybtn.ca.uky.edu>

### Cooperative Extension Service

Agriculture and Natural Resources  
Family and Consumer Sciences  
4-H Youth Development  
Community and Economic Development

### MARTIN-GATTON COLLEGE OF AGRICULTURE, FOOD AND ENVIRONMENT

Educational programs of Kentucky Cooperative Extension serve all people regardless of economic or social status and will not discriminate on the basis of race, color, ethnic origin, national origin, creed, religion, political belief, sex, sexual orientation, gender identity, gender expression, pregnancy, marital status, genetic information, age, veteran status, physical or mental disability or reprisal or retaliation for prior civil rights activity. Reasonable accommodation of disability may be available with prior notice. Program information may be available in languages other than English. University of Kentucky, Kentucky State University, U.S. Department of Agriculture, and Kentucky Counties, Cooperating.  
Lexington, KY 40506



Disabilities  
accommodated  
with prior notification.



# Grandparents Living with Grandchildren Oldham County



Kentucky: By The Numbers  
<http://kybtn.ca.uky.edu>

Julie N. Zimmerman, Professor, Rural Sociology  
Amy Kostelic, Associate Professor, Adult Development and Aging.  
August, 2024

Nationally, 3.7% of households have a grandparent who is living with their grandchildren (called coresident). For some grandparents, living with their grandchildren means also being responsible for them. According to the 2022 American Community Survey (ACS) 5-year estimates, between 2017 and 2022 in Kentucky there were an estimated 51,247 (+/- 2,009) grandparents who both lived with and had responsibility for their grandchildren. Of these, around two thirds were women and about one quarter had an income that was below poverty.

For more on grandparents living with their grandchildren, see the Census Bureau's resources at:

<https://www.census.gov/library/publications/2024/demo/p20-588.html>

For help in understanding the margin of error (the number in parentheses), see "And Now for the Grain of Salt: Margins of Error and the American Community Survey" at <https://kybtn.ca.uky.edu/content/publications>

The Kentucky: By the Numbers provides resources and access to county data to support local decision making. The entire series is available at <http://kybtn.ca.uky.edu>.

	<b>County</b>	
	2017-2022 5-year Estimate	Margin of Error (MOE)
<b>Number of grandparents living with own grandchildren under 18 years</b>	<b>743</b>	<b>(+/- 210)</b>
Grandparents living with own grandchildren under 18 years <b>and responsible for grandchildren</b>	355	(+/- 150)
Grandparent ages 30-59	182	(+/- 105)
Grandparent ages 60 and over	173	(+/- 96)
<b>Percent of grandparents living with <u>and responsible</u> for grandchildren who are...</b>		
... female	57.5%	(+/- 10.8%)
... male	42.5%	(+/- 10.8%)
<b>... ages 30-59</b>		
... female	57.1%	(+/- 18.6%)
... male	42.9%	(+/- 18.6%)
<b>... ages 60 and over</b>		
... female	57.8%	(+/- 14.8%)
... male	42.2%	(+/- 14.8%)
... in the labor force	60.0%	(+/- 17.5%)
... with income in the past 12 months that was below poverty level	1.1%	(+/- 1.8%)
... with no parent of grandchildren present	41.7%	(+/- 18.1%)

These data are from Table S1002 from the 2022 American Community Survey 5-year estimates.

Additional data are available at: <https://data.census.gov>

~ American Community Survey ~

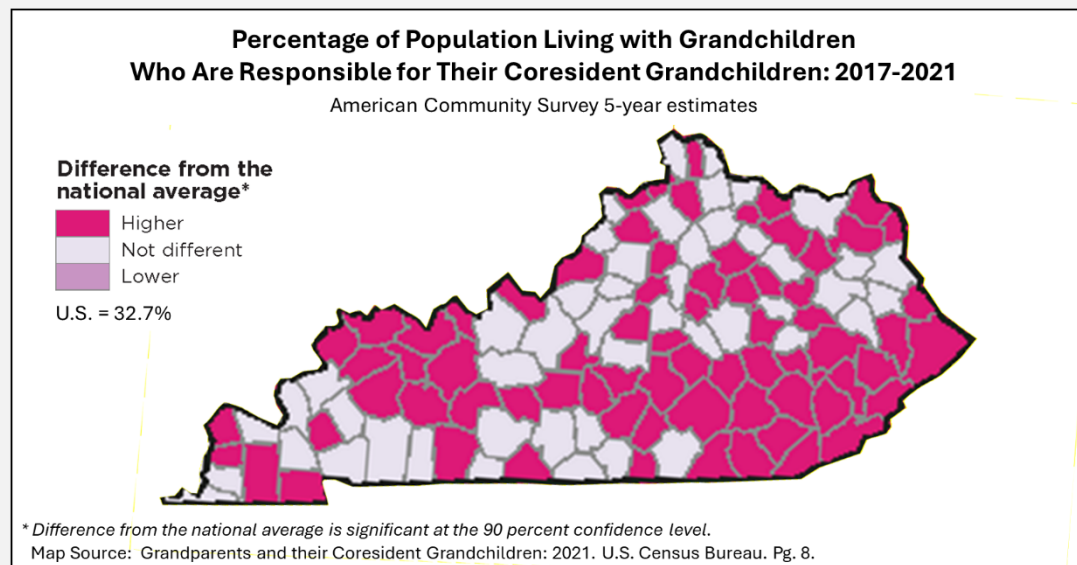
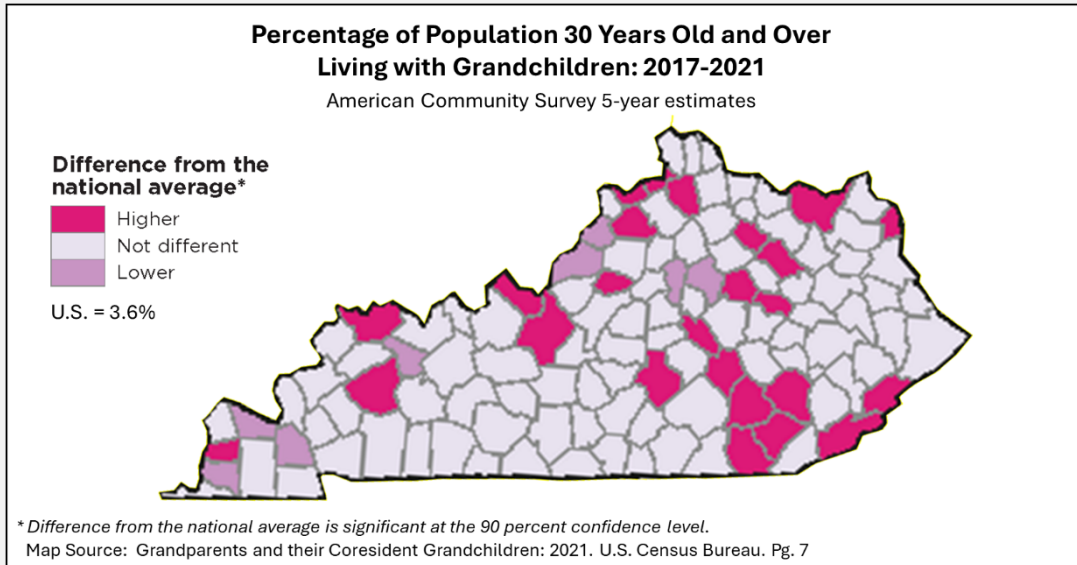
# Grandparents Living with Grandchildren Oldham County



Kentucky: By The Numbers  
<http://kybtn.ca.uky.edu>

Julie N. Zimmerman, Professor, Rural Sociology  
Amy Kostelic, Associate Professor Adult Development and Aging.  
August, 2024

The Kentucky: By the Numbers provides resources and access to county data to support local decision making. The entire series is available at <http://kybtn.ca.uky.edu>.



Kentucky: By The Numbers is an Extension program in the Department of Community and Leadership Development at the University of Kentucky. For more information contact your local Cooperative Extension office or Dr. Julie N. Zimmerman, Professor of Rural Sociology, Department of Community and Leadership Development, 500 Garrigus Building, University of Kentucky, Lexington, KY 40546-0215. email: [izimm@uky.edu](mailto:izimm@uky.edu). The entire series is online at <http://kybtn.ca.uky.edu>

### Cooperative Extension Service

Agriculture and Natural Resources  
Family and Consumer Sciences  
4-H Youth Development  
Community and Economic Development

### MARTIN-GATTON COLLEGE OF AGRICULTURE, FOOD AND ENVIRONMENT

Educational programs of Kentucky Cooperative Extension serve all people regardless of economic or social status and will not discriminate on the basis of race, color, ethnic origin, national origin, creed, religion, political belief, sex, sexual orientation, gender identity, gender expression, pregnancy, marital status, genetic information, age, veteran status, physical or mental disability or reprisal or retaliation for prior civil rights activity. Reasonable accommodation of disability may be available with prior notice. Program information may be available in languages other than English. University of Kentucky, Kentucky State University, U.S. Department of Agriculture, and Kentucky Counties, Cooperating.  
Lexington, KY 40506



Disabilities  
accommodated  
with prior notification.



# Grandparents Living with Grandchildren Owen County



Kentucky: By The Numbers  
<http://kybtn.ca.uky.edu>

Julie N. Zimmerman, Professor, Rural Sociology  
Amy Kostelic, Associate Professor, Adult Development and Aging.  
August, 2024

Nationally, 3.7% of households have a grandparent who is living with their grandchildren (called coresident). For some grandparents, living with their grandchildren means also being responsible for them. According to the 2022 American Community Survey (ACS) 5-year estimates, between 2017 and 2022 in Kentucky there were an estimated 51,247 (+/- 2,009) grandparents who both lived with and had responsibility for their grandchildren. Of these, around two thirds were women and about one quarter had an income that was below poverty.

For more on grandparents living with their grandchildren, see the Census Bureau's resources at:

<https://www.census.gov/library/publications/2024/demo/p20-588.html>

For help in understanding the margin of error (the number in parentheses), see "And Now for the Grain of Salt: Margins of Error and the American Community Survey" at <https://kybtn.ca.uky.edu/content/publications>

The Kentucky: By the Numbers provides resources and access to county data to support local decision making. The entire series is available at <http://kybtn.ca.uky.edu>.

	<b>County</b>	
	2017-2022 5-year Estimate	Margin of Error (MOE)
<b>Number of grandparents living with own grandchildren under 18 years</b>	<b>333</b>	<b>(+/- 148)</b>
Grandparents living with own grandchildren under 18 years <b>and responsible for grandchildren</b>	142	(+/- 115)
Grandparent ages 30-59	33	(+/- 28)
Grandparent ages 60 and over	109	(+/- 108)
<b>Percent of grandparents living with <u>and responsible</u> for grandchildren who are...</b>		
... female	54.9%	(+/- 8.5%)
... male	45.1%	(+/- 8.5%)
<b>... ages 30-59</b>		
... female	87.9%	(+/- 19.9%)
... male	12.1%	(+/- 19.9%)
<b>... ages 60 and over</b>		
... female	45.0%	(+/- 14.0%)
... male	55.0%	(+/- 14.0%)
... in the labor force	36.6%	(+/- 33.3%)
... with income in the past 12 months that was below poverty level	50.7%	(+/- 44.6%)
... with no parent of grandchildren present	66.9%	(+/- 32.4%)

These data are from Table S1002 from the 2022 American Community Survey 5-year estimates.

Additional data are available at: <https://data.census.gov>

~ American Community Survey ~

# Grandparents Living with Grandchildren Owen County



<http://kybtn.ca.uky.edu>



Kentucky: By The Numbers  
<http://kybtn.ca.uky.edu>

Julie N. Zimmerman, Professor, Rural Sociology  
Amy Kostelic, Associate Professor Adult Development and Aging.  
August, 2024

The Kentucky: By the Numbers provides resources and access to county data to support local decision making. The entire series is available at <http://kybtn.ca.uky.edu>.

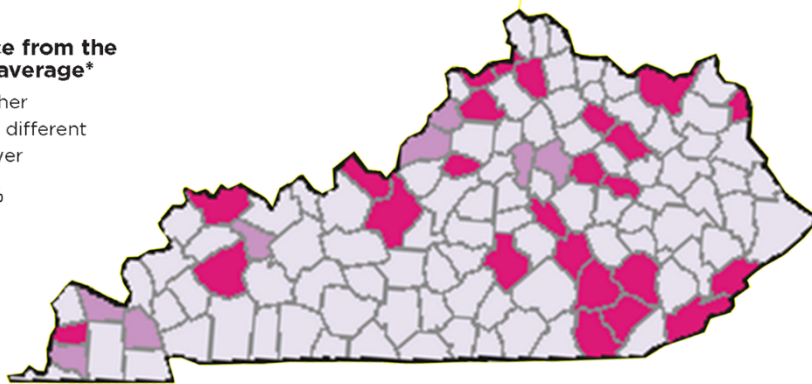
## Percentage of Population 30 Years Old and Over Living with Grandchildren: 2017-2021

American Community Survey 5-year estimates

Difference from the national average\*

- Higher
- Not different
- Lower

U.S. = 3.6%



\* Difference from the national average is significant at the 90 percent confidence level.

Map Source: Grandparents and their Coresident Grandchildren: 2021. U.S. Census Bureau. Pg. 7

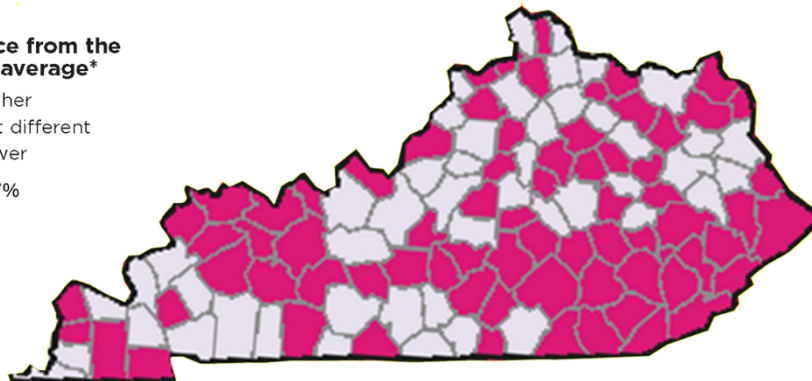
## Percentage of Population Living with Grandchildren Who Are Responsible for Their Coresident Grandchildren: 2017-2021

American Community Survey 5-year estimates

Difference from the national average\*

- Higher
- Not different
- Lower

U.S. = 32.7%



\* Difference from the national average is significant at the 90 percent confidence level.

Map Source: Grandparents and their Coresident Grandchildren: 2021. U.S. Census Bureau. Pg. 8.

Kentucky: By The Numbers is an Extension program in the Department of Community and Leadership Development at the University of Kentucky. For more information contact your local Cooperative Extension office or Dr. Julie N. Zimmerman, Professor of Rural Sociology, Department of Community and Leadership Development, 500 Garrigus Building, University of Kentucky, Lexington, KY 40546-0215. email: [izimm@uky.edu](mailto:izimm@uky.edu). The entire series is online at <http://kybtn.ca.uky.edu>

### Cooperative Extension Service

Agriculture and Natural Resources  
Family and Consumer Sciences  
4-H Youth Development  
Community and Economic Development

### MARTIN-GATTON COLLEGE OF AGRICULTURE, FOOD AND ENVIRONMENT

Educational programs of Kentucky Cooperative Extension serve all people regardless of economic or social status and will not discriminate on the basis of race, color, ethnic origin, national origin, creed, religion, political belief, sex, sexual orientation, gender identity, gender expression, pregnancy, marital status, genetic information, age, veteran status, physical or mental disability or reprisal or retaliation for prior civil rights activity. Reasonable accommodation of disability may be available with prior notice. Program information may be available in languages other than English. University of Kentucky, Kentucky State University, U.S. Department of Agriculture, and Kentucky Counties, Cooperating.  
Lexington, KY 40506



Disabilities  
accommodated  
with prior notification.





# Grandparents Living with Grandchildren Owsley County



Kentucky: By The Numbers  
<http://kybtn.ca.uky.edu>

Julie N. Zimmerman, Professor, Rural Sociology  
Amy Kostelic, Associate Professor, Adult Development and Aging.  
August, 2024

Nationally, 3.7% of households have a grandparent who is living with their grandchildren (called coresident). For some grandparents, living with their grandchildren means also being responsible for them. According to the 2022 American Community Survey (ACS) 5-year estimates, between 2017 and 2022 in Kentucky there were an estimated 51,247 (+/- 2,009) grandparents who both lived with and had responsibility for their grandchildren. Of these, around two thirds were women and about one quarter had an income that was below poverty.

For more on grandparents living with their grandchildren, see the Census Bureau's resources at:

<https://www.census.gov/library/publications/2024/demo/p20-588.html>

For help in understanding the margin of error (the number in parentheses), see "And Now for the Grain of Salt: Margins of Error and the American Community Survey" at <https://kybtn.ca.uky.edu/content/publications>

The Kentucky: By the Numbers provides resources and access to county data to support local decision making. The entire series is available at <http://kybtn.ca.uky.edu>.

	<b>County</b>	
	2017-2022 5-year Estimate	Margin of Error (MOE)
<b>Number of grandparents living with own grandchildren under 18 years</b>	<b>164</b>	<b>(+/- 104)</b>
Grandparents living with own grandchildren under 18 years <b>and responsible for grandchildren</b>	120	(+/- 96)
Grandparent ages 30-59	51	(+/- 79)
Grandparent ages 60 and over	69	(+/- 63)
<b>Percent of grandparents living with <u>and responsible</u> for grandchildren who are...</b>		
... female	65.0%	(+/- 18.7%)
... male	35.0%	(+/- 18.7%)
<b>... ages 30-59</b>		
... female	54.9%	(+/- 16.1%)
... male	45.1%	(+/- 16.1%)
<b>... ages 60 and over</b>		
... female	72.5%	(+/- 24.4%)
... male	27.5%	(+/- 24.4%)
... in the labor force	0.8%	(+/- 2.5%)
... with income in the past 12 months that was below poverty level	57.5%	(+/- 43.3%)
... with no parent of grandchildren present	41.7%	(+/- 40.9%)

These data are from Table S1002 from the 2022 American Community Survey 5-year estimates.

Additional data are available at: <https://data.census.gov>

~ American Community Survey ~

# Grandparents Living with Grandchildren Owsley County



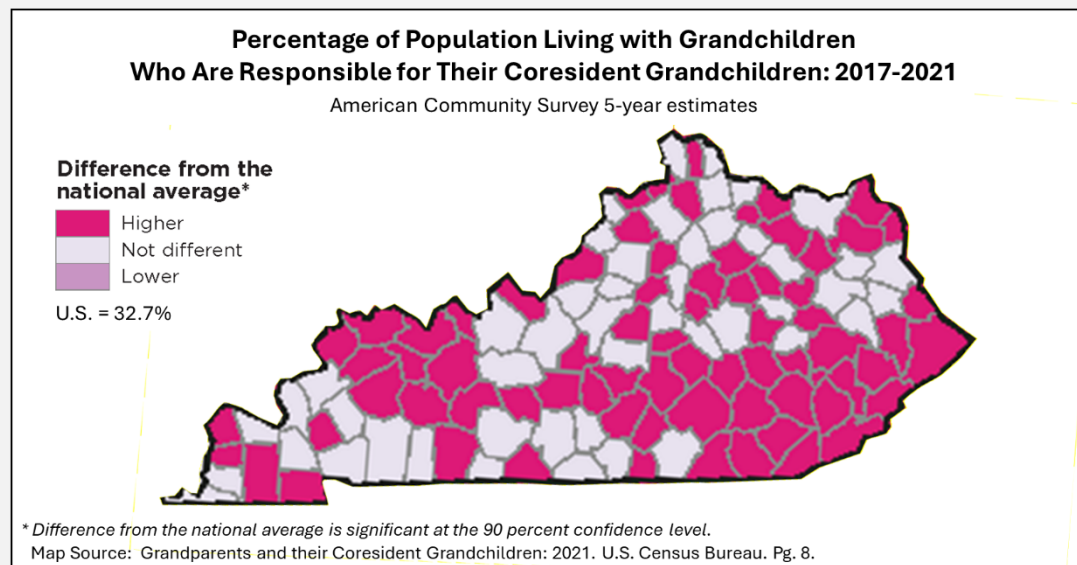
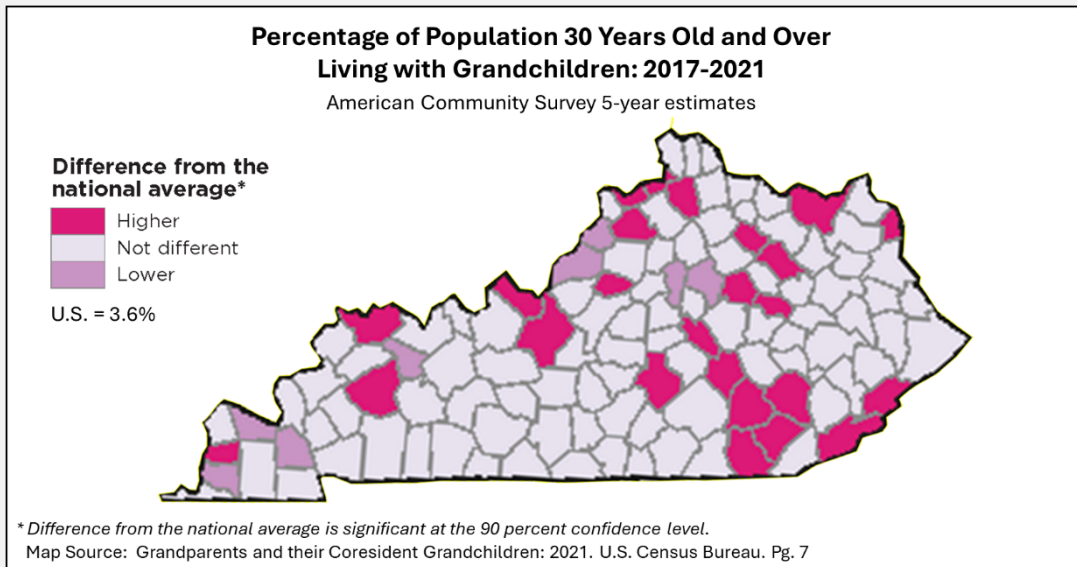
<http://kybtn.ca.uky.edu>



Kentucky: By The Numbers  
<http://kybtn.ca.uky.edu>

Julie N. Zimmerman, Professor, Rural Sociology  
Amy Kostelic, Associate Professor Adult Development and Aging.  
August, 2024

The Kentucky: By the Numbers provides resources and access to county data to support local decision making. The entire series is available at <http://kybtn.ca.uky.edu>.



Kentucky: By The Numbers is an Extension program in the Department of Community and Leadership Development at the University of Kentucky. For more information contact your local Cooperative Extension office or Dr. Julie N. Zimmerman, Professor of Rural Sociology, Department of Community and Leadership Development, 500 Garrigus Building, University of Kentucky, Lexington, KY 40546-0215. email: [izimm@uky.edu](mailto:izimm@uky.edu). The entire series is online at <http://kybtn.ca.uky.edu>

### Cooperative Extension Service

Agriculture and Natural Resources  
Family and Consumer Sciences  
4-H Youth Development  
Community and Economic Development

### MARTIN-GATTON COLLEGE OF AGRICULTURE, FOOD AND ENVIRONMENT

Educational programs of Kentucky Cooperative Extension serve all people regardless of economic or social status and will not discriminate on the basis of race, color, ethnic origin, national origin, creed, religion, political belief, sex, sexual orientation, gender identity, gender expression, pregnancy, marital status, genetic information, age, veteran status, physical or mental disability or reprisal or retaliation for prior civil rights activity. Reasonable accommodation of disability may be available with prior notice. Program information may be available in languages other than English.  
University of Kentucky, Kentucky State University, U.S. Department of Agriculture, and Kentucky Counties, Cooperating.  
Lexington, KY 40506



Disabilities  
accommodated  
with prior notification.



# Grandparents Living with Grandchildren Pendleton County



Kentucky: By The Numbers  
<http://kybtn.ca.uky.edu>

Julie N. Zimmerman, Professor, Rural Sociology  
Amy Kostelic, Associate Professor, Adult Development and Aging.  
August, 2024

Nationally, 3.7% of households have a grandparent who is living with their grandchildren (called coresident). For some grandparents, living with their grandchildren means also being responsible for them. According to the 2022 American Community Survey (ACS) 5-year estimates, between 2017 and 2022 in Kentucky there were an estimated 51,247 (+/- 2,009) grandparents who both lived with and had responsibility for their grandchildren. Of these, around two thirds were women and about one quarter had an income that was below poverty.

For more on grandparents living with their grandchildren, see the Census Bureau's resources at:

<https://www.census.gov/library/publications/2024/demo/p20-588.html>

For help in understanding the margin of error (the number in parentheses), see "And Now for the Grain of Salt: Margins of Error and the American Community Survey" at <https://kybtn.ca.uky.edu/content/publications>

The Kentucky: By the Numbers provides resources and access to county data to support local decision making. The entire series is available at <http://kybtn.ca.uky.edu>.

	<b>County</b>	
	2017-2022 5-year Estimate	Margin of Error (MOE)
<b>Number of grandparents living with own grandchildren under 18 years</b>	<b>565</b>	<b>(+/- 207)</b>
Grandparents living with own grandchildren under 18 years <b>and responsible for grandchildren</b>	315	(+/- 167)
Grandparent ages 30-59	165	(+/- 108)
Grandparent ages 60 and over	150	(+/- 104)
<b>Percent of grandparents living with <u>and responsible</u> for grandchildren who are...</b>		
... female	57.5%	(+/- 14.4%)
... male	42.5%	(+/- 14.4%)
<b>... ages 30-59</b>		
... female	37.0%	(+/- 20.5%)
... male	63.0%	(+/- 20.5%)
<b>... ages 60 and over</b>		
... female	80.0%	(+/- 18.6%)
... male	20.0%	(+/- 18.6%)
... in the labor force	47.0%	(+/- 21.8%)
... with income in the past 12 months that was below poverty level	22.9%	(+/- 26.4%)
... with no parent of grandchildren present	47.6%	(+/- 23.4%)

These data are from Table S1002 from the 2022 American Community Survey 5-year estimates.

Additional data are available at: <https://data.census.gov>

~ American Community Survey ~

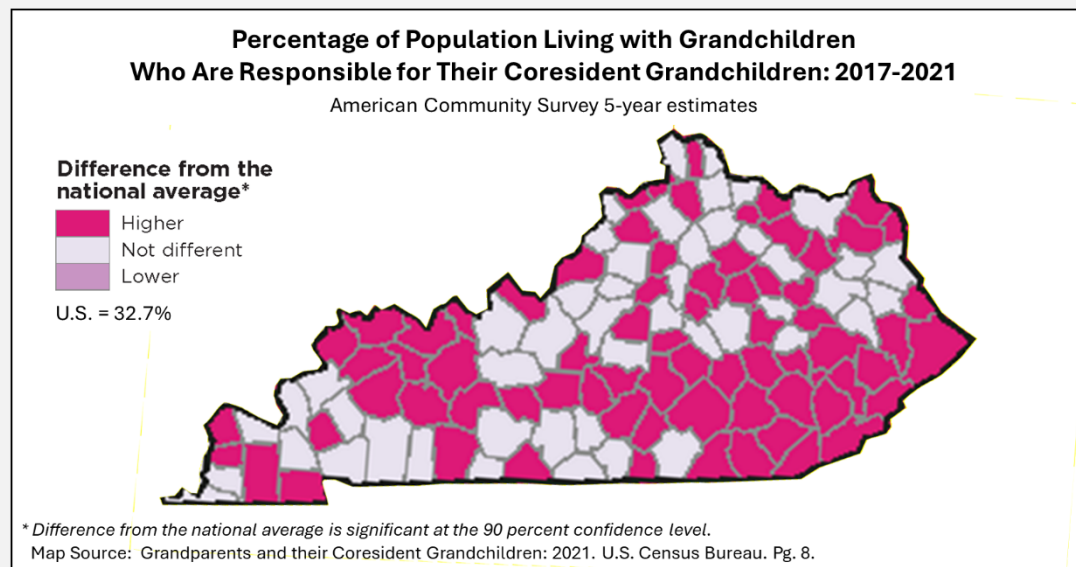
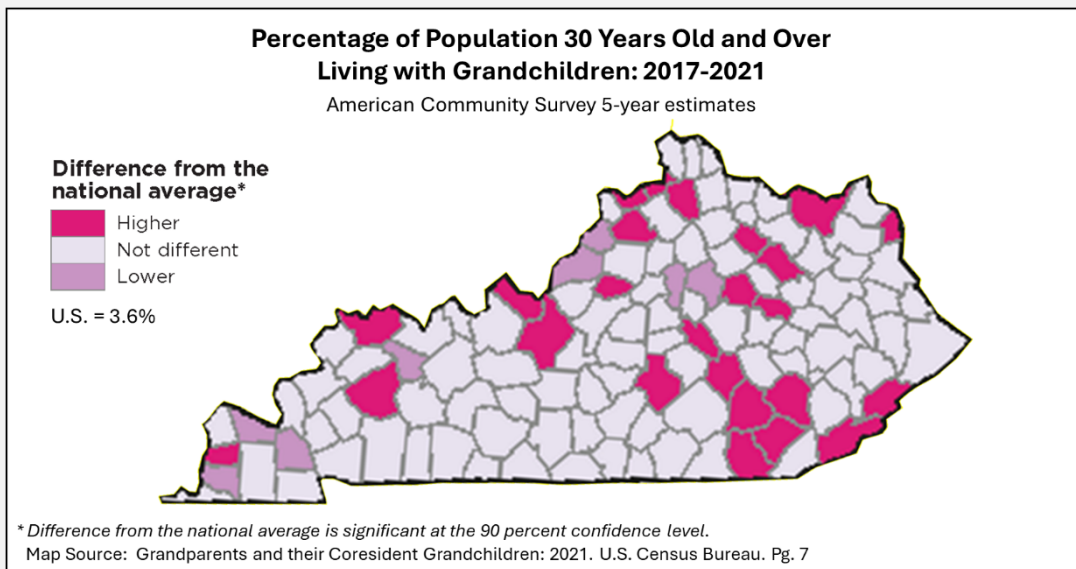
# Grandparents Living with Grandchildren Pendleton County



Kentucky: By The Numbers  
<http://kybtn.ca.uky.edu>

Julie N. Zimmerman, Professor, Rural Sociology  
Amy Kostelic, Associate Professor Adult Development and Aging.  
August, 2024

The Kentucky: By the Numbers provides resources and access to county data to support local decision making. The entire series is available at <http://kybtn.ca.uky.edu>.



Kentucky: By The Numbers is an Extension program in the Department of Community and Leadership Development at the University of Kentucky. For more information contact your local Cooperative Extension office or Dr. Julie N. Zimmerman, Professor of Rural Sociology, Department of Community and Leadership Development, 500 Garrigus Building, University of Kentucky, Lexington, KY 40546-0215. email: [izimm@uky.edu](mailto:izimm@uky.edu). The entire series is online at <http://kybtn.ca.uky.edu>

### Cooperative Extension Service

Agriculture and Natural Resources  
Family and Consumer Sciences  
4-H Youth Development  
Community and Economic Development

### MARTIN-GATTON COLLEGE OF AGRICULTURE, FOOD AND ENVIRONMENT

Educational programs of Kentucky Cooperative Extension serve all people regardless of economic or social status and will not discriminate on the basis of race, color, ethnic origin, national origin, creed, religion, political belief, sex, sexual orientation, gender identity, gender expression, pregnancy, marital status, genetic information, age, veteran status, physical or mental disability or reprisal or retaliation for prior civil rights activity. Reasonable accommodation of disability may be available with prior notice. Program information may be available in languages other than English. University of Kentucky, Kentucky State University, U.S. Department of Agriculture, and Kentucky Counties, Cooperating.  
Lexington, KY 40506



Disabilities  
accommodated  
with prior notification.



# Grandparents Living with Grandchildren Perry County



Kentucky: By The Numbers  
<http://kybtn.ca.uky.edu>

Julie N. Zimmerman, Professor, Rural Sociology  
Amy Kostelic, Associate Professor, Adult Development and Aging.  
August, 2024

Nationally, 3.7% of households have a grandparent who is living with their grandchildren (called coresident). For some grandparents, living with their grandchildren means also being responsible for them. According to the 2022 American Community Survey (ACS) 5-year estimates, between 2017 and 2022 in Kentucky there were an estimated 51,247 (+/- 2,009) grandparents who both lived with and had responsibility for their grandchildren. Of these, around two thirds were women and about one quarter had an income that was below poverty.

For more on grandparents living with their grandchildren, see the Census Bureau’s resources at:

<https://www.census.gov/library/publications/2024/demo/p20-588.html>

For help in understanding the margin of error (the number in parentheses), see “And Now for the Grain of Salt: Margins of Error and the American Community Survey” at <https://kybtn.ca.uky.edu/content/publications>

The Kentucky: By the Numbers provides resources and access to county data to support local decision making. The entire series is available at <http://kybtn.ca.uky.edu>.

	<b>County</b>	
	2017-2022 5-year Estimate	Margin of Error (MOE)
<b>Number of grandparents living with own grandchildren under 18 years</b>	<b>615</b>	<b>(+/- 250)</b>
Grandparents living with own grandchildren under 18 years <b>and responsible for grandchildren</b>	461	(+/- 237)
Grandparent ages 30-59	145	(+/- 102)
Grandparent ages 60 and over	316	(+/- 209)
<b>Percent of grandparents living with <u>and responsible</u> for grandchildren who are...</b>		
... female	56.2%	(+/- 11.7%)
... male	43.8%	(+/- 11.7%)
<b>... ages 30-59</b>		
... female	56.6%	(+/- 19.8%)
... male	43.4%	(+/- 19.8%)
<b>... ages 60 and over</b>		
... female	56.0%	(+/- 14.2%)
... male	44.0%	(+/- 14.2%)
... in the labor force	39.7%	(+/- 18.4%)
... with income in the past 12 months that was below poverty level	8.9%	(+/- 10.9%)
... with no parent of grandchildren present	72.5%	(+/- 22.7%)

These data are from Table S1002 from the 2022 American Community Survey 5-year estimates.

Additional data are available at: <https://data.census.gov>

~ American Community Survey ~

# Grandparents Living with Grandchildren Perry County



<http://kybtn.ca.uky.edu>



Kentucky: By The Numbers  
<http://kybtn.ca.uky.edu>

Julie N. Zimmerman, Professor, Rural Sociology  
Amy Kostelic, Associate Professor Adult Development and Aging.  
August, 2024

The Kentucky: By the Numbers provides resources and access to county data to support local decision making. The entire series is available at <http://kybtn.ca.uky.edu>.

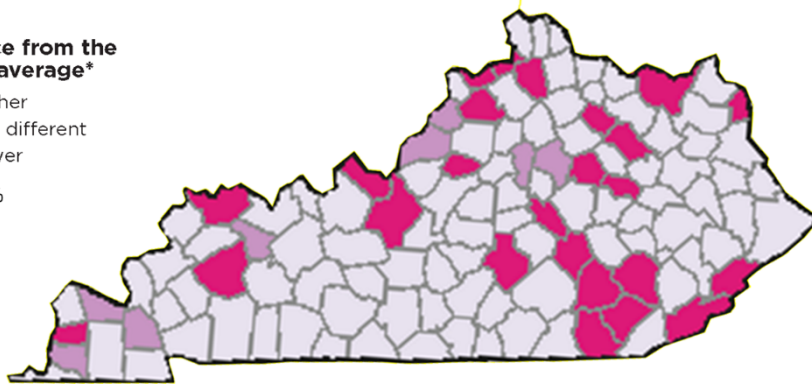
## Percentage of Population 30 Years Old and Over Living with Grandchildren: 2017-2021

American Community Survey 5-year estimates

Difference from the national average\*

- Higher
- Not different
- Lower

U.S. = 3.6%



\* Difference from the national average is significant at the 90 percent confidence level.

Map Source: Grandparents and their Coresident Grandchildren: 2021. U.S. Census Bureau. Pg. 7

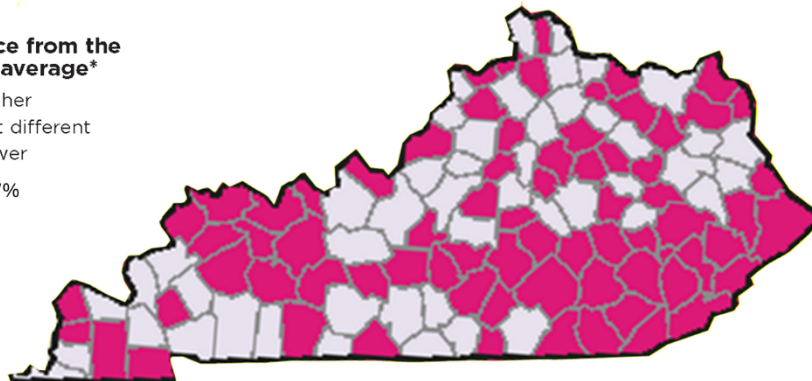
## Percentage of Population Living with Grandchildren Who Are Responsible for Their Coresident Grandchildren: 2017-2021

American Community Survey 5-year estimates

Difference from the national average\*

- Higher
- Not different
- Lower

U.S. = 32.7%



\* Difference from the national average is significant at the 90 percent confidence level.

Map Source: Grandparents and their Coresident Grandchildren: 2021. U.S. Census Bureau. Pg. 8.

Kentucky: By The Numbers is an Extension program in the Department of Community and Leadership Development at the University of Kentucky. For more information contact your local Cooperative Extension office or Dr. Julie N. Zimmerman, Professor of Rural Sociology, Department of Community and Leadership Development, 500 Garrigus Building, University of Kentucky, Lexington, KY 40546-0215. email: [izimm@uky.edu](mailto:izimm@uky.edu). The entire series is online at <http://kybtn.ca.uky.edu>

### Cooperative Extension Service

Agriculture and Natural Resources  
Family and Consumer Sciences  
4-H Youth Development  
Community and Economic Development

### MARTIN-GATTON COLLEGE OF AGRICULTURE, FOOD AND ENVIRONMENT

Educational programs of Kentucky Cooperative Extension serve all people regardless of economic or social status and will not discriminate on the basis of race, color, ethnic origin, national origin, creed, religion, political belief, sex, sexual orientation, gender identity, gender expression, pregnancy, marital status, genetic information, age, veteran status, physical or mental disability or reprisal or retaliation for prior civil rights activity. Reasonable accommodation of disability may be available with prior notice. Program information may be available in languages other than English. University of Kentucky, Kentucky State University, U.S. Department of Agriculture, and Kentucky Counties, Cooperating.

Lexington, KY 40506



Disabilities  
accommodated  
with prior notification.



# Grandparents Living with Grandchildren Pike County



Kentucky: By The Numbers  
<http://kybtn.ca.uky.edu>

Julie N. Zimmerman, Professor, Rural Sociology  
Amy Kostelic, Associate Professor, Adult Development and Aging.  
August, 2024

Nationally, 3.7% of households have a grandparent who is living with their grandchildren (called coresident). For some grandparents, living with their grandchildren means also being responsible for them. According to the 2022 American Community Survey (ACS) 5-year estimates, between 2017 and 2022 in Kentucky there were an estimated 51,247 (+/- 2,009) grandparents who both lived with and had responsibility for their grandchildren. Of these, around two thirds were women and about one quarter had an income that was below poverty.

For more on grandparents living with their grandchildren, see the Census Bureau's resources at:

<https://www.census.gov/library/publications/2024/demo/p20-588.html>

For help in understanding the margin of error (the number in parentheses), see "And Now for the Grain of Salt: Margins of Error and the American Community Survey" at <https://kybtn.ca.uky.edu/content/publications>

The Kentucky: By the Numbers provides resources and access to county data to support local decision making. The entire series is available at <http://kybtn.ca.uky.edu>.

	<b>County</b>	
	2017-2022 5-year Estimate	Margin of Error (MOE)
<b>Number of grandparents living with own grandchildren under 18 years</b>	<b>1,232</b>	<b>(+/- 340)</b>
Grandparents living with own grandchildren under 18 years <b>and responsible for grandchildren</b>	638	(+/- 210)
Grandparent ages 30-59	318	(+/- 142)
Grandparent ages 60 and over	320	(+/- 132)
<b>Percent of grandparents living with <u>and responsible</u> for grandchildren who are...</b>		
... female	63.9%	(+/- 9.2%)
... male	36.1%	(+/- 9.2%)
<b>... ages 30-59</b>		
... female	66.7%	(+/- 14.5%)
... male	33.3%	(+/- 14.5%)
<b>... ages 60 and over</b>		
... female	61.3%	(+/- 12.5%)
... male	38.8%	(+/- 12.5%)
... in the labor force	29.9%	(+/- 10.3%)
... with income in the past 12 months that was below poverty level	28.8%	(+/- 14.3%)
... with no parent of grandchildren present	47.0%	(+/- 17.2%)

These data are from Table S1002 from the 2022 American Community Survey 5-year estimates.

Additional data are available at: <https://data.census.gov>

~ American Community Survey ~

# Grandparents Living with Grandchildren Pike County



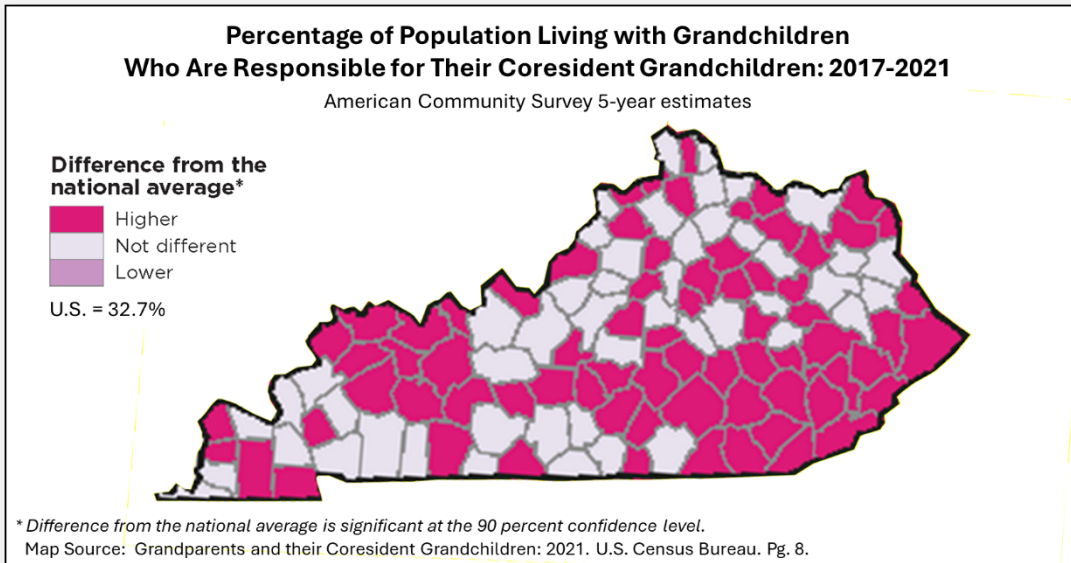
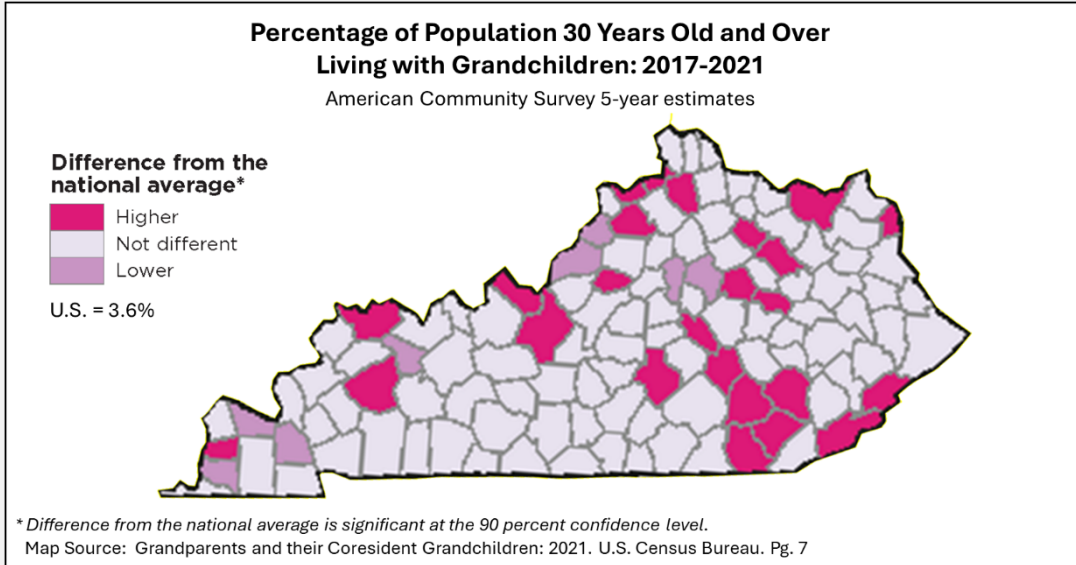
<http://kybtn.ca.uky.edu>



Kentucky: By The Numbers  
<http://kybtn.ca.uky.edu>

Julie N. Zimmerman, Professor, Rural Sociology  
Amy Kostelic, Associate Professor Adult Development and Aging.  
August, 2024

The Kentucky: By the Numbers provides resources and access to county data to support local decision making. The entire series is available at <http://kybtn.ca.uky.edu>.



Kentucky: By The Numbers is an Extension program in the Department of Community and Leadership Development at the University of Kentucky. For more information contact your local Cooperative Extension office or Dr. Julie N. Zimmerman, Professor of Rural Sociology, Department of Community and Leadership Development, 500 Garrigus Building, University of Kentucky, Lexington, KY 40546-0215. email: [izimm@uky.edu](mailto:izimm@uky.edu). The entire series is online at <http://kybtn.ca.uky.edu>

### Cooperative Extension Service

Agriculture and Natural Resources  
Family and Consumer Sciences  
4-H Youth Development  
Community and Economic Development

### MARTIN-GATTON COLLEGE OF AGRICULTURE, FOOD AND ENVIRONMENT

Educational programs of Kentucky Cooperative Extension serve all people regardless of economic or social status and will not discriminate on the basis of race, color, ethnic origin, national origin, creed, religion, political belief, sex, sexual orientation, gender identity, gender expression, pregnancy, marital status, genetic information, age, veteran status, physical or mental disability or reprisal or retaliation for prior civil rights activity. Reasonable accommodation of disability may be available with prior notice. Program information may be available in languages other than English. University of Kentucky, Kentucky State University, U.S. Department of Agriculture, and Kentucky Counties, Cooperating.  
Lexington, KY 40506



Disabilities  
accommodated  
with prior notification.





# Grandparents Living with Grandchildren Powell County



Kentucky: By The Numbers  
<http://kybtn.ca.uky.edu>

Julie N. Zimmerman, Professor, Rural Sociology  
Amy Kostelic, Associate Professor, Adult Development and Aging.  
August, 2024

Nationally, 3.7% of households have a grandparent who is living with their grandchildren (called coresident). For some grandparents, living with their grandchildren means also being responsible for them. According to the 2022 American Community Survey (ACS) 5-year estimates, between 2017 and 2022 in Kentucky there were an estimated 51,247 (+/- 2,009) grandparents who both lived with and had responsibility for their grandchildren. Of these, around two thirds were women and about one quarter had an income that was below poverty.

For more on grandparents living with their grandchildren, see the Census Bureau's resources at:

<https://www.census.gov/library/publications/2024/demo/p20-588.html>

For help in understanding the margin of error (the number in parentheses), see "And Now for the Grain of Salt: Margins of Error and the American Community Survey" at <https://kybtn.ca.uky.edu/content/publications>

The Kentucky: By the Numbers provides resources and access to county data to support local decision making. The entire series is available at <http://kybtn.ca.uky.edu>.

	<b>County</b>	
	2017-2022 5-year Estimate	Margin of Error (MOE)
<b>Number of grandparents living with own grandchildren under 18 years</b>	<b>561</b>	<b>(+/- 285)</b>
Grandparents living with own grandchildren under 18 years <b>and responsible for grandchildren</b>	262	(+/- 223)
Grandparent ages 30-59	212	(+/- 191)
Grandparent ages 60 and over	50	(+/- 60)
<b>Percent of grandparents living with <u>and responsible</u> for grandchildren who are...</b>		
... female	59.2%	(+/- 12.6%)
... male	40.8%	(+/- 12.6%)
<b>... ages 30-59</b>		
... female	57.1%	(+/- 13.2%)
... male	42.9%	(+/- 13.2%)
<b>... ages 60 and over</b>		
... female	68.0%	(+/- 22.5%)
... male	32.0%	(+/- 22.5%)
... in the labor force	74.4%	(+/- 22.5%)
... with income in the past 12 months that was below poverty level	11.8%	(+/- 9.8%)
... with no parent of grandchildren present	80.5%	(+/- 23.2%)

These data are from Table S1002 from the 2022 American Community Survey 5-year estimates.

Additional data are available at: <https://data.census.gov>

~ American Community Survey ~

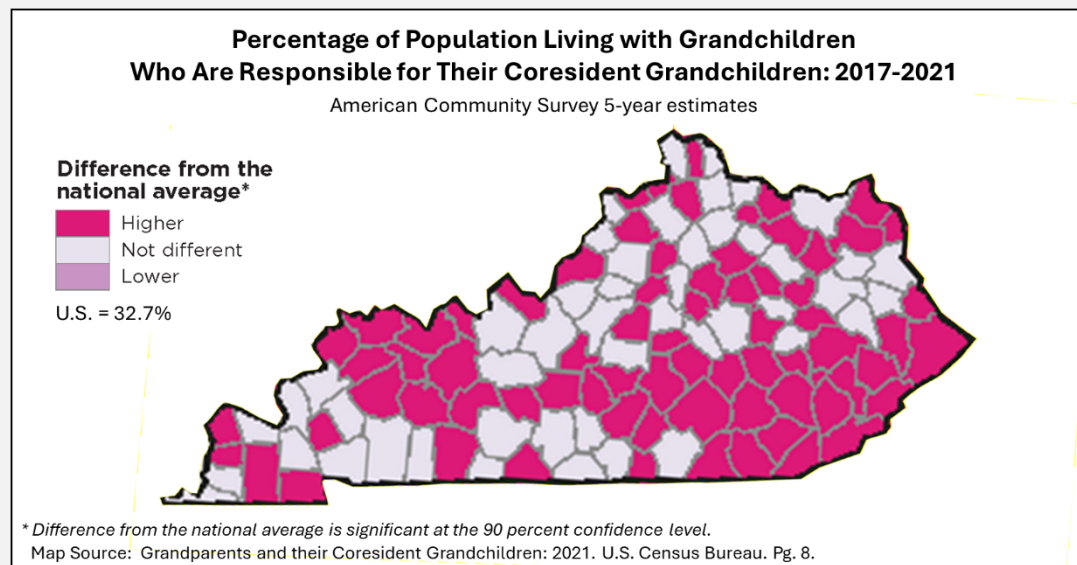
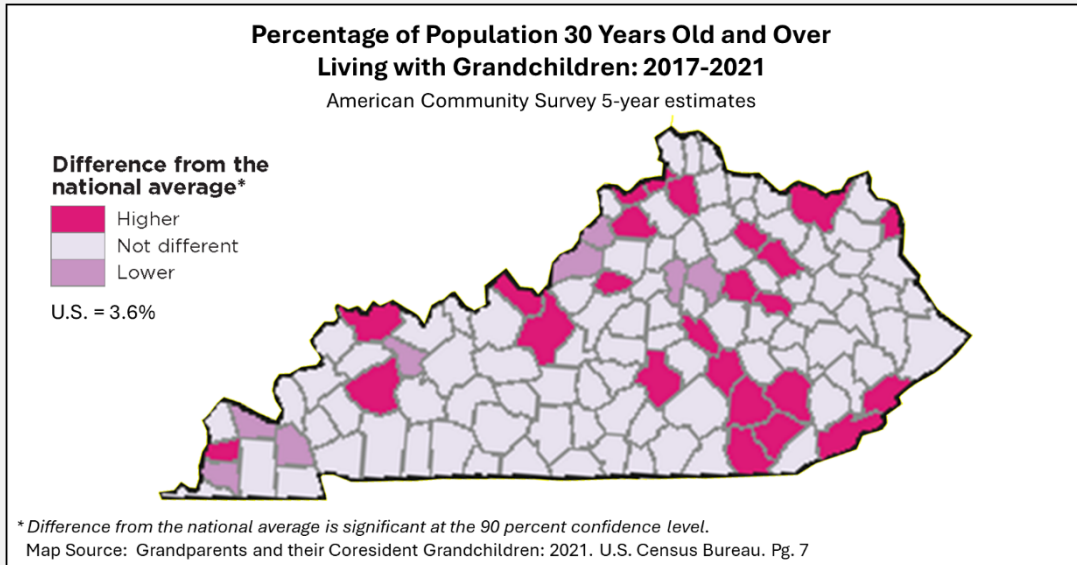
# Grandparents Living with Grandchildren Powell County



Kentucky: By The Numbers  
<http://kybtn.ca.uky.edu>

Julie N. Zimmerman, Professor, Rural Sociology  
Amy Kostelic, Associate Professor Adult Development and Aging.  
August, 2024

The Kentucky: By the Numbers provides resources and access to county data to support local decision making. The entire series is available at <http://kybtn.ca.uky.edu>.



Kentucky: By The Numbers is an Extension program in the Department of Community and Leadership Development at the University of Kentucky. For more information contact your local Cooperative Extension office or Dr. Julie N. Zimmerman, Professor of Rural Sociology, Department of Community and Leadership Development, 500 Garrigus Building, University of Kentucky, Lexington, KY 40546-0215. email: [izimm@uky.edu](mailto:izimm@uky.edu). The entire series is online at <http://kybtn.ca.uky.edu>

### Cooperative Extension Service

Agriculture and Natural Resources  
Family and Consumer Sciences  
4-H Youth Development  
Community and Economic Development

### MARTIN-GATTON COLLEGE OF AGRICULTURE, FOOD AND ENVIRONMENT

Educational programs of Kentucky Cooperative Extension serve all people regardless of economic or social status and will not discriminate on the basis of race, color, ethnic origin, national origin, creed, religion, political belief, sex, sexual orientation, gender identity, gender expression, pregnancy, marital status, genetic information, age, veteran status, physical or mental disability or reprisal or retaliation for prior civil rights activity. Reasonable accommodation of disability may be available with prior notice. Program information may be available in languages other than English.  
University of Kentucky, Kentucky State University, U.S. Department of Agriculture, and Kentucky Counties, Cooperating.  
Lexington, KY 40506



Disabilities  
accommodated  
with prior notification.



# Grandparents Living with Grandchildren Pulaski County



Kentucky: By The Numbers  
<http://kybtn.ca.uky.edu>

Julie N. Zimmerman, Professor, Rural Sociology  
Amy Kostelic, Associate Professor, Adult Development and Aging.  
August, 2024

Nationally, 3.7% of households have a grandparent who is living with their grandchildren (called coresident). For some grandparents, living with their grandchildren means also being responsible for them. According to the 2022 American Community Survey (ACS) 5-year estimates, between 2017 and 2022 in Kentucky there were an estimated 51,247 (+/- 2,009) grandparents who both lived with and had responsibility for their grandchildren. Of these, around two thirds were women and about one quarter had an income that was below poverty.

For more on grandparents living with their grandchildren, see the Census Bureau's resources at:

<https://www.census.gov/library/publications/2024/demo/p20-588.html>

For help in understanding the margin of error (the number in parentheses), see "And Now for the Grain of Salt: Margins of Error and the American Community Survey" at <https://kybtn.ca.uky.edu/content/publications>

The Kentucky: By the Numbers provides resources and access to county data to support local decision making. The entire series is available at <http://kybtn.ca.uky.edu>.

	<b>County</b>	
	2017-2022 5-year Estimate	Margin of Error (MOE)
<b>Number of grandparents living with own grandchildren under 18 years</b>	<b>1,791</b>	<b>(+/- 386)</b>
Grandparents living with own grandchildren under 18 years <b>and responsible for grandchildren</b>	833	(+/- 263)
Grandparent ages 30-59	579	(+/- 202)
Grandparent ages 60 and over	254	(+/- 128)
<b>Percent of grandparents living with <u>and responsible</u> for grandchildren who are...</b>		
... female	51.6%	(+/- 6.7%)
... male	48.4%	(+/- 6.7%)
<b>... ages 30-59</b>		
... female	54.2%	(+/- 8.6%)
... male	45.8%	(+/- 8.6%)
<b>... ages 60 and over</b>		
... female	45.7%	(+/- 13.1%)
... male	54.3%	(+/- 13.1%)
... in the labor force	58.6%	(+/- 9.5%)
... with income in the past 12 months that was below poverty level	45.9%	(+/- 17.7%)
... with no parent of grandchildren present	65.7%	(+/- 13.6%)

These data are from Table S1002 from the 2022 American Community Survey 5-year estimates.

Additional data are available at: <https://data.census.gov>

~ American Community Survey ~

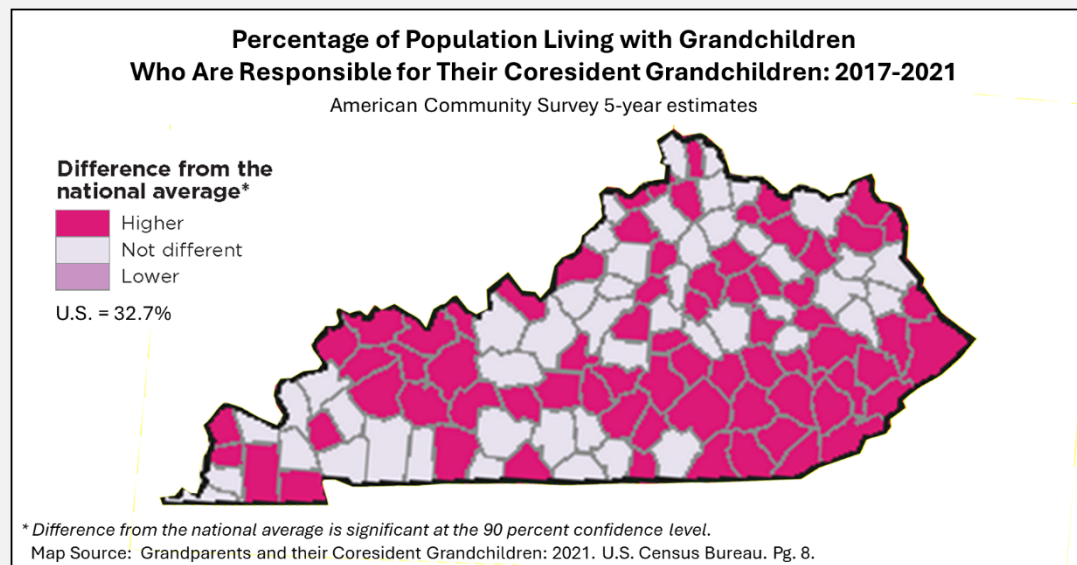
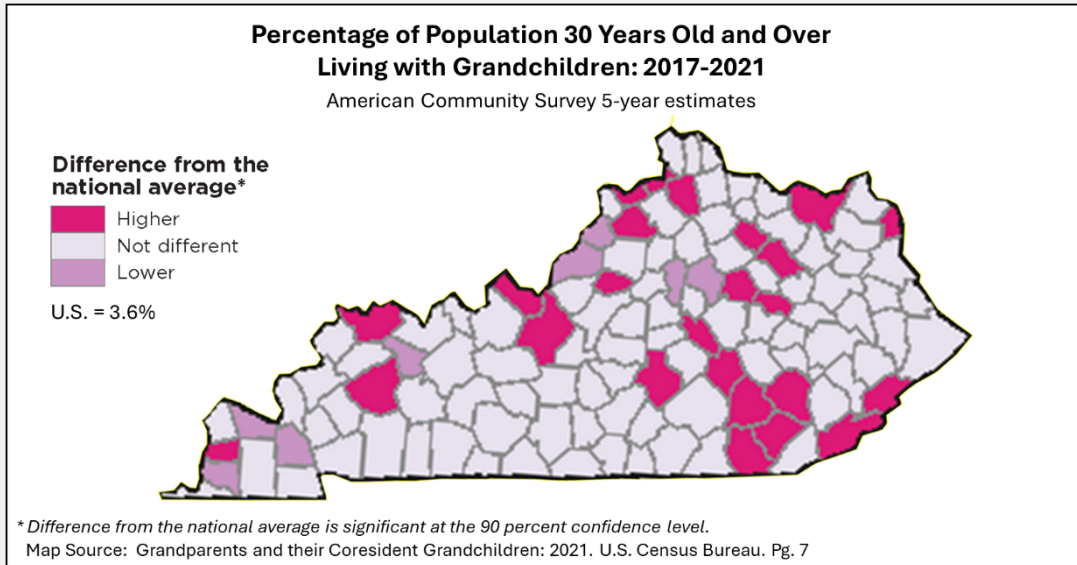
# Grandparents Living with Grandchildren Pulaski County



Kentucky: By The Numbers  
<http://kybtn.ca.uky.edu>

Julie N. Zimmerman, Professor, Rural Sociology  
Amy Kostelic, Associate Professor Adult Development and Aging.  
August, 2024

The Kentucky: By the Numbers provides resources and access to county data to support local decision making. The entire series is available at <http://kybtn.ca.uky.edu>.



Kentucky: By The Numbers is an Extension program in the Department of Community and Leadership Development at the University of Kentucky. For more information contact your local Cooperative Extension office or Dr. Julie N. Zimmerman, Professor of Rural Sociology, Department of Community and Leadership Development, 500 Garrigus Building, University of Kentucky, Lexington, KY 40546-0215. email: [izimm@uky.edu](mailto:izimm@uky.edu). The entire series is online at <http://kybtn.ca.uky.edu>

### Cooperative Extension Service

Agriculture and Natural Resources  
Family and Consumer Sciences  
4-H Youth Development  
Community and Economic Development

### MARTIN-GATTON COLLEGE OF AGRICULTURE, FOOD AND ENVIRONMENT

Educational programs of Kentucky Cooperative Extension serve all people regardless of economic or social status and will not discriminate on the basis of race, color, ethnic origin, national origin, creed, religion, political belief, sex, sexual orientation, gender identity, gender expression, pregnancy, marital status, genetic information, age, veteran status, physical or mental disability or reprisal or retaliation for prior civil rights activity. Reasonable accommodation of disability may be available with prior notice. Program information may be available in languages other than English.  
University of Kentucky, Kentucky State University, U.S. Department of Agriculture, and Kentucky Counties, Cooperating.  
Lexington, KY 40506



Disabilities  
accommodated  
with prior notification.