



Grandparents Living with Grandchildren Mason County



Kentucky: By The Numbers
<http://kybtn.ca.uky.edu>

Julie N. Zimmerman, Professor, Rural Sociology
Amy Kostelic, Associate Professor, Adult Development and Aging.
August, 2024

Nationally, 3.7% of households have a grandparent who is living with their grandchildren (called coresident). For some grandparents, living with their grandchildren means also being responsible for them. According to the 2022 American Community Survey (ACS) 5-year estimates, between 2017 and 2022 in Kentucky there were an estimated 51,247 (+/- 2,009) grandparents who both lived with and had responsibility for their grandchildren. Of these, around two thirds were women and about one quarter had an income that was below poverty.

For more on grandparents living with their grandchildren, see the Census Bureau's resources at:

<https://www.census.gov/library/publications/2024/demo/p20-588.html>

For help in understanding the margin of error (the number in parentheses), see "And Now for the Grain of Salt: Margins of Error and the American Community Survey" at <https://kybtn.ca.uky.edu/content/publications>

The Kentucky: By the Numbers provides resources and access to county data to support local decision making. The entire series is available at <http://kybtn.ca.uky.edu>.

	County	
	2017-2022 5-year Estimate	Margin of Error (MOE)
Number of grandparents living with own grandchildren under 18 years	394	(+/- 193)
Grandparents living with own grandchildren under 18 years and responsible for grandchildren	325	(+/- 190)
Grandparent ages 30-59	43	(+/- 39)
Grandparent ages 60 and over	282	(+/- 178)
Percent of grandparents living with <u>and responsible</u> for grandchildren who are...		
... female	52.3%	(+/- 11.2%)
... male	47.7%	(+/- 11.2%)
... ages 30-59		
... female	37.2%	(+/- 43.1%)
... male	62.8%	(+/- 43.1%)
... ages 60 and over		
... female	54.6%	(+/- 14.2%)
... male	45.4%	(+/- 14.2%)
... in the labor force	19.7%	(+/- 15.0%)
... with income in the past 12 months that was below poverty level	34.8%	(+/- 24.8%)
... with no parent of grandchildren present	73.5%	(+/- 20.6%)

These data are from Table S1002 from the 2022 American Community Survey 5-year estimates.

Additional data are available at: <https://data.census.gov>

~ American Community Survey ~

Grandparents Living with Grandchildren Mason County



<http://kybtn.ca.uky.edu>



Kentucky: By The Numbers
<http://kybtn.ca.uky.edu>

Julie N. Zimmerman, Professor, Rural Sociology
Amy Kostelic, Associate Professor Adult Development and Aging.
August, 2024

The Kentucky: By the Numbers provides resources and access to county data to support local decision making. The entire series is available at <http://kybtn.ca.uky.edu>.

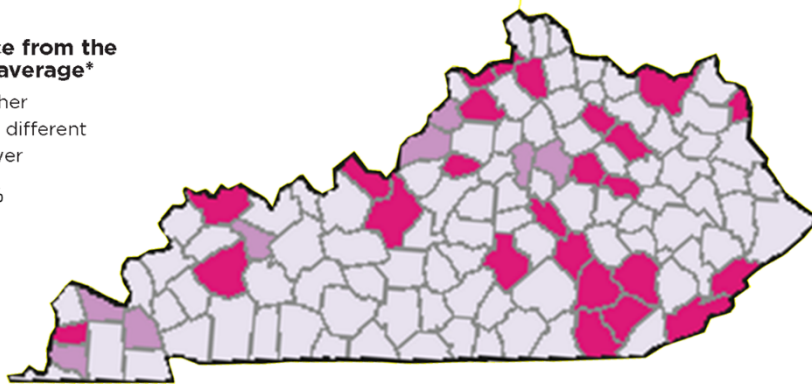
Percentage of Population 30 Years Old and Over Living with Grandchildren: 2017-2021

American Community Survey 5-year estimates

Difference from the national average*

- Higher
- Not different
- Lower

U.S. = 3.6%



* Difference from the national average is significant at the 90 percent confidence level.

Map Source: Grandparents and their Coresident Grandchildren: 2021. U.S. Census Bureau. Pg. 7

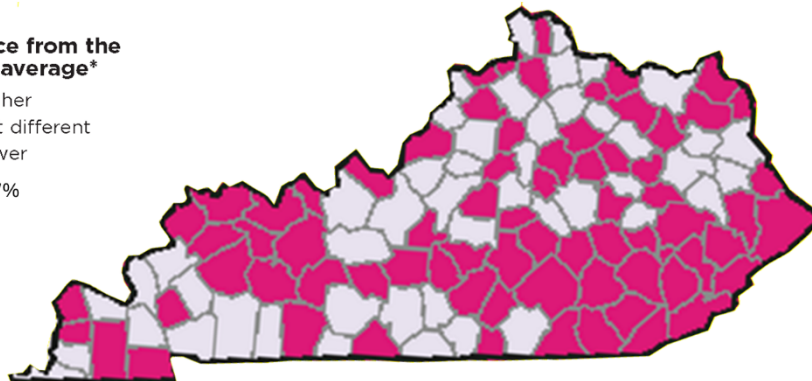
Percentage of Population Living with Grandchildren Who Are Responsible for Their Coresident Grandchildren: 2017-2021

American Community Survey 5-year estimates

Difference from the national average*

- Higher
- Not different
- Lower

U.S. = 32.7%



* Difference from the national average is significant at the 90 percent confidence level.

Map Source: Grandparents and their Coresident Grandchildren: 2021. U.S. Census Bureau. Pg. 8.

Kentucky: By The Numbers is an Extension program in the Department of Community and Leadership Development at the University of Kentucky. For more information contact your local Cooperative Extension office or Dr. Julie N. Zimmerman, Professor of Rural Sociology, Department of Community and Leadership Development, 500 Garrigus Building, University of Kentucky, Lexington, KY 40546-0215. email: izimm@uky.edu. The entire series is online at <http://kybtn.ca.uky.edu>

Cooperative Extension Service

Agriculture and Natural Resources
Family and Consumer Sciences
4-H Youth Development
Community and Economic Development

MARTIN-GATTON COLLEGE OF AGRICULTURE, FOOD AND ENVIRONMENT

Educational programs of Kentucky Cooperative Extension serve all people regardless of economic or social status and will not discriminate on the basis of race, color, ethnic origin, national origin, creed, religion, political belief, sex, sexual orientation, gender identity, gender expression, pregnancy, marital status, genetic information, age, veteran status, physical or mental disability or reprisal or retaliation for prior civil rights activity. Reasonable accommodation of disability may be available with prior notice. Program information may be available in languages other than English. University of Kentucky, Kentucky State University, U.S. Department of Agriculture, and Kentucky Counties, Cooperating.
Lexington, KY 40506



Disabilities
accommodated
with prior notification.



Grandparents Living with Grandchildren Meade County



Kentucky: By The Numbers
<http://kybtn.ca.uky.edu>

Julie N. Zimmerman, Professor, Rural Sociology
Amy Kostelic, Associate Professor, Adult Development and Aging.
August, 2024

Nationally, 3.7% of households have a grandparent who is living with their grandchildren (called coresident). For some grandparents, living with their grandchildren means also being responsible for them. According to the 2022 American Community Survey (ACS) 5-year estimates, between 2017 and 2022 in Kentucky there were an estimated 51,247 (+/- 2,009) grandparents who both lived with and had responsibility for their grandchildren. Of these, around two thirds were women and about one quarter had an income that was below poverty.

For more on grandparents living with their grandchildren, see the Census Bureau's resources at:

<https://www.census.gov/library/publications/2024/demo/p20-588.html>

For help in understanding the margin of error (the number in parentheses), see "And Now for the Grain of Salt: Margins of Error and the American Community Survey" at <https://kybtn.ca.uky.edu/content/publications>

The Kentucky: By the Numbers provides resources and access to county data to support local decision making. The entire series is available at <http://kybtn.ca.uky.edu>.

	County	
	2017-2022 5-year Estimate	Margin of Error (MOE)
Number of grandparents living with own grandchildren under 18 years	1,271	(+/- 383)
Grandparents living with own grandchildren under 18 years and responsible for grandchildren	666	(+/- 237)
Grandparent ages 30-59	257	(+/- 140)
Grandparent ages 60 and over	409	(+/- 191)
Percent of grandparents living with <u>and responsible</u> for grandchildren who are...		
... female	49.8%	(+/- 7.6%)
... male	50.2%	(+/- 7.6%)
... ages 30-59		
... female	60.3%	(+/- 20.8%)
... male	39.7%	(+/- 20.8%)
... ages 60 and over		
... female	43.3%	(+/- 11.7%)
... male	56.7%	(+/- 11.7%)
... in the labor force	52.1%	(+/- 16.9%)
... with income in the past 12 months that was below poverty level	12.8%	(+/- 13.0%)
... with no parent of grandchildren present	53.3%	(+/- 21.9%)

These data are from Table S1002 from the 2022 American Community Survey 5-year estimates.

Additional data are available at: <https://data.census.gov>

~ American Community Survey ~

Grandparents Living with Grandchildren Meade County



<http://kybtn.ca.uky.edu>



Kentucky: By The Numbers
<http://kybtn.ca.uky.edu>

Julie N. Zimmerman, Professor, Rural Sociology
Amy Kostelic, Associate Professor Adult Development and Aging.
August, 2024

The Kentucky: By the Numbers provides resources and access to county data to support local decision making. The entire series is available at <http://kybtn.ca.uky.edu>.

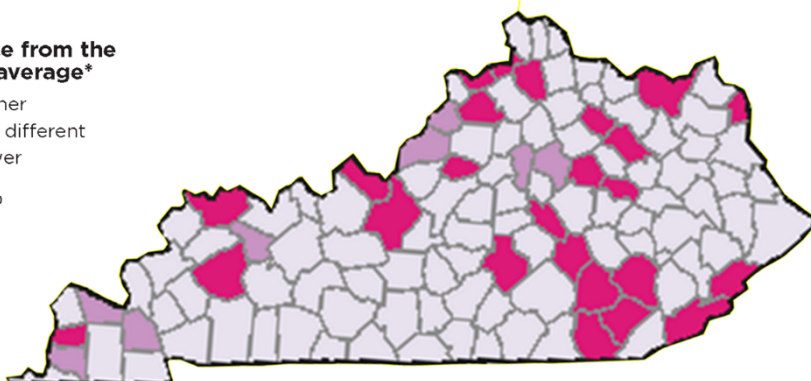
Percentage of Population 30 Years Old and Over Living with Grandchildren: 2017-2021

American Community Survey 5-year estimates

Difference from the national average*

- Higher
- Not different
- Lower

U.S. = 3.6%



* Difference from the national average is significant at the 90 percent confidence level.

Map Source: Grandparents and their Coresident Grandchildren: 2021. U.S. Census Bureau. Pg. 7

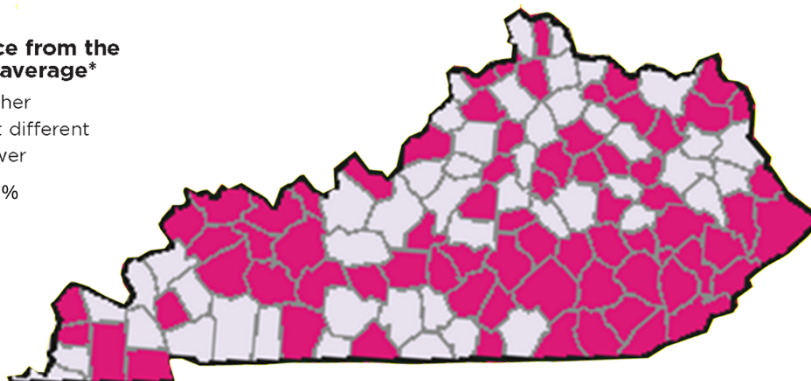
Percentage of Population Living with Grandchildren Who Are Responsible for Their Coresident Grandchildren: 2017-2021

American Community Survey 5-year estimates

Difference from the national average*

- Higher
- Not different
- Lower

U.S. = 32.7%



* Difference from the national average is significant at the 90 percent confidence level.

Map Source: Grandparents and their Coresident Grandchildren: 2021. U.S. Census Bureau. Pg. 8.

Kentucky: By The Numbers is an Extension program in the Department of Community and Leadership Development at the University of Kentucky. For more information contact your local Cooperative Extension office or Dr. Julie N. Zimmerman, Professor of Rural Sociology, Department of Community and Leadership Development, 500 Garrigus Building, University of Kentucky, Lexington, KY 40546-0215. email: izimm@uky.edu. The entire series is online at <http://kybtn.ca.uky.edu>

Cooperative Extension Service

Agriculture and Natural Resources
Family and Consumer Sciences
4-H Youth Development
Community and Economic Development

MARTIN-GATTON COLLEGE OF AGRICULTURE, FOOD AND ENVIRONMENT

Educational programs of Kentucky Cooperative Extension serve all people regardless of economic or social status and will not discriminate on the basis of race, color, ethnic origin, national origin, creed, religion, political belief, sex, sexual orientation, gender identity, gender expression, pregnancy, marital status, genetic information, age, veteran status, physical or mental disability or reprisal or retaliation for prior civil rights activity. Reasonable accommodation of disability may be available with prior notice. Program information may be available in languages other than English. University of Kentucky, Kentucky State University, U.S. Department of Agriculture, and Kentucky Counties, Cooperating.

Lexington, KY 40506



Disabilities
accommodated
with prior notification.



Grandparents Living with Grandchildren Menifee County



Kentucky: By The Numbers
<http://kybtn.ca.uky.edu>

Julie N. Zimmerman, Professor, Rural Sociology
Amy Kostelic, Associate Professor, Adult Development and Aging.
August, 2024

Nationally, 3.7% of households have a grandparent who is living with their grandchildren (called coresident). For some grandparents, living with their grandchildren means also being responsible for them. According to the 2022 American Community Survey (ACS) 5-year estimates, between 2017 and 2022 in Kentucky there were an estimated 51,247 (+/- 2,009) grandparents who both lived with and had responsibility for their grandchildren. Of these, around two thirds were women and about one quarter had an income that was below poverty.

For more on grandparents living with their grandchildren, see the Census Bureau's resources at:

<https://www.census.gov/library/publications/2024/demo/p20-588.html>

For help in understanding the margin of error (the number in parentheses), see "And Now for the Grain of Salt: Margins of Error and the American Community Survey" at <https://kybtn.ca.uky.edu/content/publications>

The Kentucky: By the Numbers provides resources and access to county data to support local decision making. The entire series is available at <http://kybtn.ca.uky.edu>.

	County	
	2017-2022 5-year Estimate	Margin of Error (MOE)
Number of grandparents living with own grandchildren under 18 years	111	(+/- 62)
Grandparents living with own grandchildren under 18 years and responsible for grandchildren	105	(+/- 62)
Grandparent ages 30-59	46	(+/- 34)
Grandparent ages 60 and over	59	(+/- 44)
Percent of grandparents living with <u>and responsible</u> for grandchildren who are...		
... female	49.5%	(+/- 18.6%)
... male	50.5%	(+/- 18.6%)
... ages 30-59		
... female	84.8%	(+/- 24.0%)
... male	15.2%	(+/- 24.0%)
... ages 60 and over		
... female	22.0%	(+/- 21.0%)
... male	78.0%	(+/- 21.0%)
... in the labor force	51.4%	(+/- 19.3%)
... with income in the past 12 months that was below poverty level	24.8%	(+/- 28.4%)
... with no parent of grandchildren present	41.0%	(+/- 32.2%)

These data are from Table S1002 from the 2022 American Community Survey 5-year estimates.

Additional data are available at: <https://data.census.gov>

~ American Community Survey ~

Grandparents Living with Grandchildren Menifee County



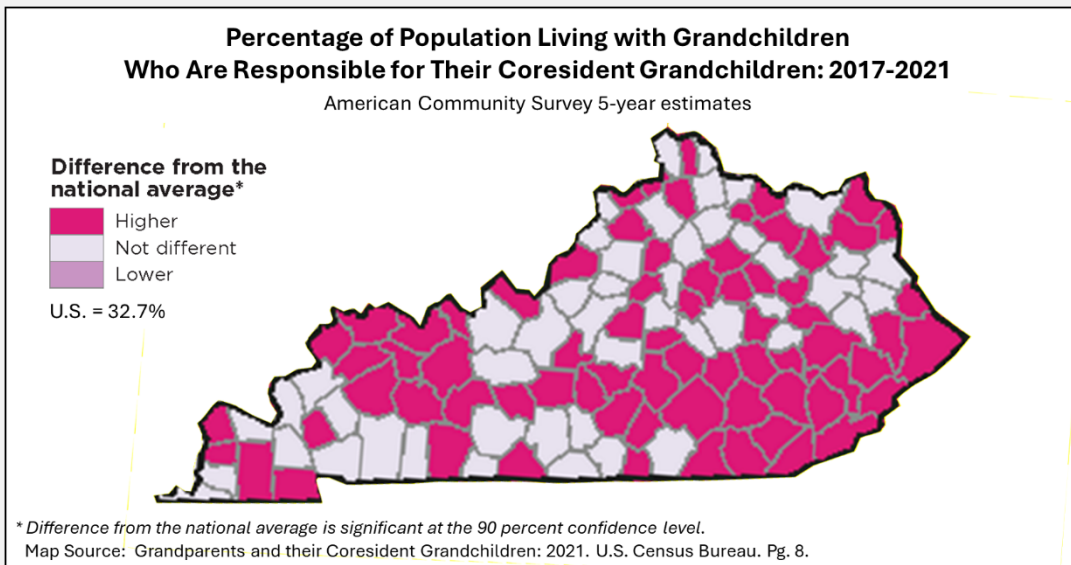
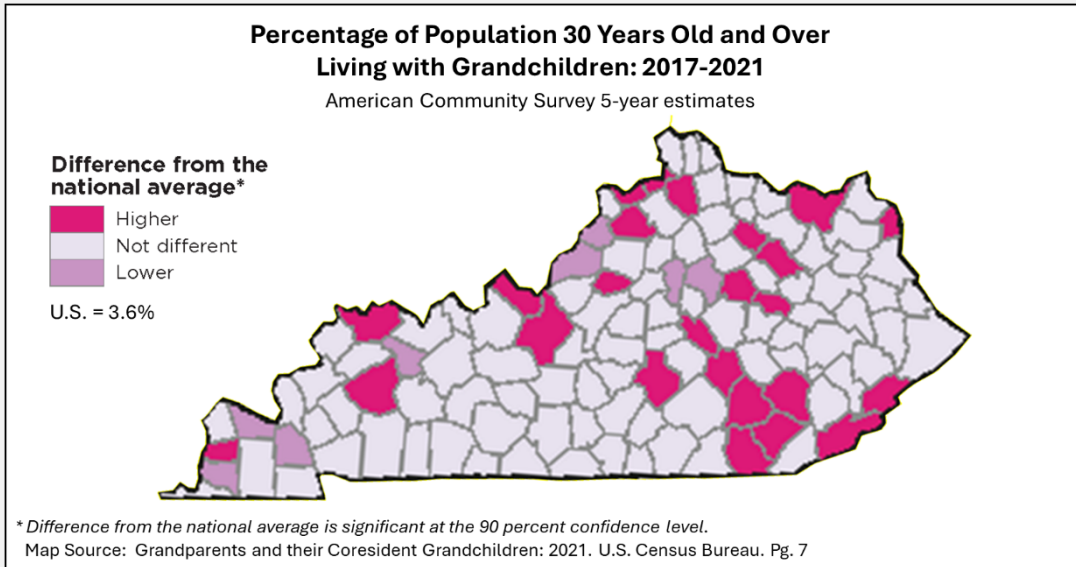
<http://kybtn.ca.uky.edu>



Kentucky: By The Numbers
<http://kybtn.ca.uky.edu>

Julie N. Zimmerman, Professor, Rural Sociology
Amy Kostelic, Associate Professor Adult Development and Aging.
August, 2024

The Kentucky: By the Numbers provides resources and access to county data to support local decision making. The entire series is available at <http://kybtn.ca.uky.edu>.



Kentucky: By The Numbers is an Extension program in the Department of Community and Leadership Development at the University of Kentucky. For more information contact your local Cooperative Extension office or Dr. Julie N. Zimmerman, Professor of Rural Sociology, Department of Community and Leadership Development, 500 Garrigus Building, University of Kentucky, Lexington, KY 40546-0215. email: izimm@uky.edu. The entire series is online at <http://kybtn.ca.uky.edu>

Cooperative Extension Service

Agriculture and Natural Resources
Family and Consumer Sciences
4-H Youth Development
Community and Economic Development

MARTIN-GATTON COLLEGE OF AGRICULTURE, FOOD AND ENVIRONMENT

Educational programs of Kentucky Cooperative Extension serve all people regardless of economic or social status and will not discriminate on the basis of race, color, ethnic origin, national origin, creed, religion, political belief, sex, sexual orientation, gender identity, gender expression, pregnancy, marital status, genetic information, age, veteran status, physical or mental disability or reprisal or retaliation for prior civil rights activity. Reasonable accommodation of disability may be available with prior notice. Program information may be available in languages other than English.
University of Kentucky, Kentucky State University, U.S. Department of Agriculture, and Kentucky Counties, Cooperating.
Lexington, KY 40506



Disabilities
accommodated
with prior notification.



Grandparents Living with Grandchildren Mercer County



Kentucky: By The Numbers
<http://kybtn.ca.uky.edu>

Julie N. Zimmerman, Professor, Rural Sociology
Amy Kostelic, Associate Professor, Adult Development and Aging.
August, 2024

Nationally, 3.7% of households have a grandparent who is living with their grandchildren (called coresident). For some grandparents, living with their grandchildren means also being responsible for them. According to the 2022 American Community Survey (ACS) 5-year estimates, between 2017 and 2022 in Kentucky there were an estimated 51,247 (+/- 2,009) grandparents who both lived with and had responsibility for their grandchildren. Of these, around two thirds were women and about one quarter had an income that was below poverty.

For more on grandparents living with their grandchildren, see the Census Bureau's resources at:

<https://www.census.gov/library/publications/2024/demo/p20-588.html>

For help in understanding the margin of error (the number in parentheses), see "And Now for the Grain of Salt: Margins of Error and the American Community Survey" at <https://kybtn.ca.uky.edu/content/publications>

The Kentucky: By the Numbers provides resources and access to county data to support local decision making. The entire series is available at <http://kybtn.ca.uky.edu>.

	County	
	2017-2022 5-year Estimate	Margin of Error (MOE)
Number of grandparents living with own grandchildren under 18 years	477	(+/- 217)
Grandparents living with own grandchildren under 18 years and responsible for grandchildren	259	(+/- 204)
Grandparent ages 30-59	189	(+/- 191)
Grandparent ages 60 and over	70	(+/- 54)
Percent of grandparents living with <u>and responsible</u> for grandchildren who are...		
... female	62.2%	(+/- 11.6%)
... male	37.8%	(+/- 11.6%)
... ages 30-59		
... female	60.8%	(+/- 14.5%)
... male	39.2%	(+/- 14.5%)
... ages 60 and over		
... female	65.7%	(+/- 21.9%)
... male	34.3%	(+/- 21.9%)
... in the labor force	54.4%	(+/- 13.6%)
... with income in the past 12 months that was below poverty level	0.0%	(+/- 12.6%)
... with no parent of grandchildren present	15.1%	(+/- 22.5%)

These data are from Table S1002 from the 2022 American Community Survey 5-year estimates.

Additional data are available at: <https://data.census.gov>

~ American Community Survey ~

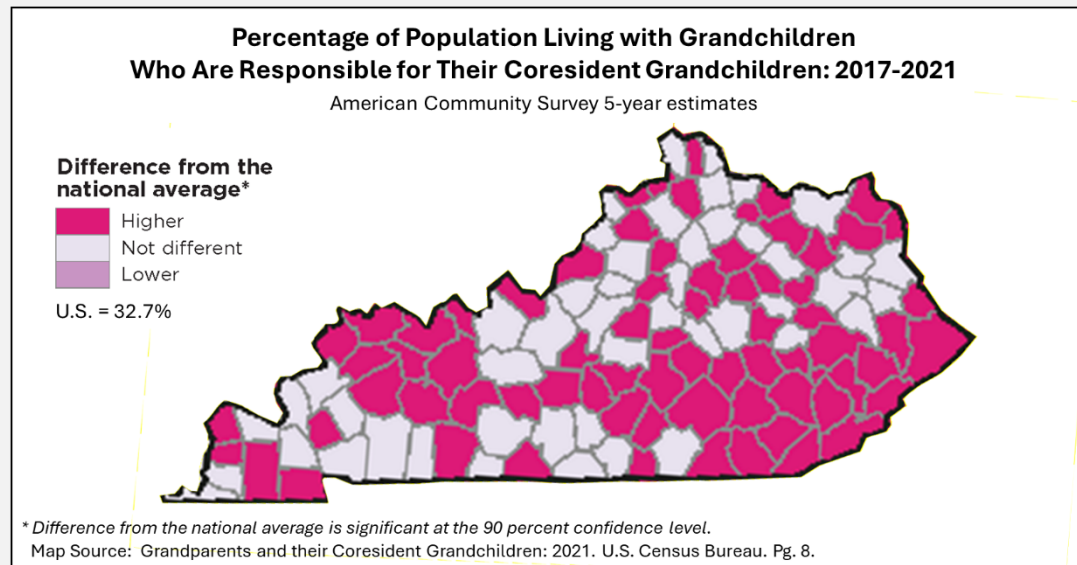
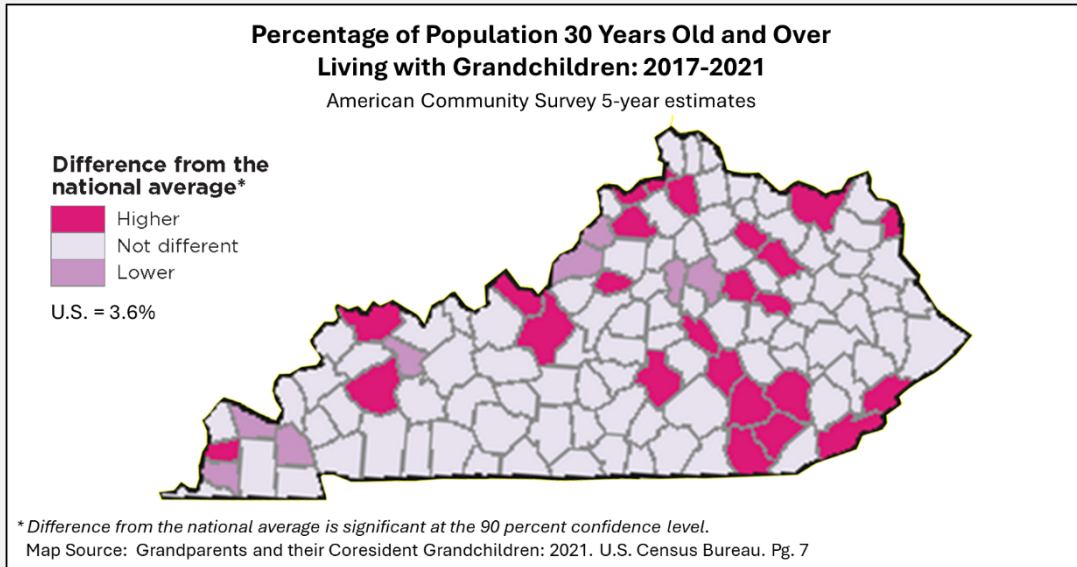
Grandparents Living with Grandchildren Mercer County



Kentucky: By The Numbers
<http://kybtn.ca.uky.edu>

Julie N. Zimmerman, Professor, Rural Sociology
Amy Kostelic, Associate Professor Adult Development and Aging.
August, 2024

The Kentucky: By the Numbers provides resources and access to county data to support local decision making. The entire series is available at <http://kybtn.ca.uky.edu>.



Kentucky: By The Numbers is an Extension program in the Department of Community and Leadership Development at the University of Kentucky. For more information contact your local Cooperative Extension office or Dr. Julie N. Zimmerman, Professor of Rural Sociology, Department of Community and Leadership Development, 500 Garrigus Building, University of Kentucky, Lexington, KY 40546-0215. email: izimm@uky.edu. The entire series is online at <http://kybtn.ca.uky.edu>

Cooperative Extension Service

Agriculture and Natural Resources
Family and Consumer Sciences
4-H Youth Development
Community and Economic Development

MARTIN-GATTON COLLEGE OF AGRICULTURE, FOOD AND ENVIRONMENT

Educational programs of Kentucky Cooperative Extension serve all people regardless of economic or social status and will not discriminate on the basis of race, color, ethnic origin, national origin, creed, religion, political belief, sex, sexual orientation, gender identity, gender expression, pregnancy, marital status, genetic information, age, veteran status, physical or mental disability or reprisal or retaliation for prior civil rights activity. Reasonable accommodation of disability may be available with prior notice. Program information may be available in languages other than English.
University of Kentucky, Kentucky State University, U.S. Department of Agriculture, and Kentucky Counties, Cooperating.
Lexington, KY 40506



Disabilities
accommodated
with prior notification.



Grandparents Living with Grandchildren Metcalfe County



Kentucky: By The Numbers
<http://kybtn.ca.uky.edu>

Julie N. Zimmerman, Professor, Rural Sociology
Amy Kostelic, Associate Professor, Adult Development and Aging.
August, 2024

Nationally, 3.7% of households have a grandparent who is living with their grandchildren (called coresident). For some grandparents, living with their grandchildren means also being responsible for them. According to the 2022 American Community Survey (ACS) 5-year estimates, between 2017 and 2022 in Kentucky there were an estimated 51,247 (+/- 2,009) grandparents who both lived with and had responsibility for their grandchildren. Of these, around two thirds were women and about one quarter had an income that was below poverty.

For more on grandparents living with their grandchildren, see the Census Bureau's resources at:

<https://www.census.gov/library/publications/2024/demo/p20-588.html>

For help in understanding the margin of error (the number in parentheses), see "And Now for the Grain of Salt: Margins of Error and the American Community Survey" at <https://kybtn.ca.uky.edu/content/publications>

The Kentucky: By the Numbers provides resources and access to county data to support local decision making. The entire series is available at <http://kybtn.ca.uky.edu>.

	County	
	2017-2022 5-year Estimate	Margin of Error (MOE)
Number of grandparents living with own grandchildren under 18 years	257	(+/- 161)
Grandparents living with own grandchildren under 18 years and responsible for grandchildren	104	(+/- 86)
Grandparent ages 30-59	22	(+/- 31)
Grandparent ages 60 and over	82	(+/- 80)
Percent of grandparents living with <u>and responsible</u> for grandchildren who are...		
... female	41.3%	(+/- 30.9%)
... male	58.7%	(+/- 30.9%)
... ages 30-59		
... female	100.0%	(+/- 65.6%)
... male	0.0%	(+/- 65.6%)
... ages 60 and over		
... female	25.6%	(+/- 26.9%)
... male	74.4%	(+/- 26.9%)
... in the labor force	0.0%	(+/- 27.9%)
... with income in the past 12 months that was below poverty level	54.8%	(+/- 44.4%)
... with no parent of grandchildren present	24.0%	(+/- 30.0%)

These data are from Table S1002 from the 2022 American Community Survey 5-year estimates.

Additional data are available at: <https://data.census.gov>

~ American Community Survey ~

Grandparents Living with Grandchildren Metcalfe County



<http://kybtn.ca.uky.edu>



Kentucky: By The Numbers
<http://kybtn.ca.uky.edu>

Julie N. Zimmerman, Professor, Rural Sociology
Amy Kostelic, Associate Professor Adult Development and Aging.
August, 2024

The Kentucky: By the Numbers provides resources and access to county data to support local decision making. The entire series is available at <http://kybtn.ca.uky.edu>.

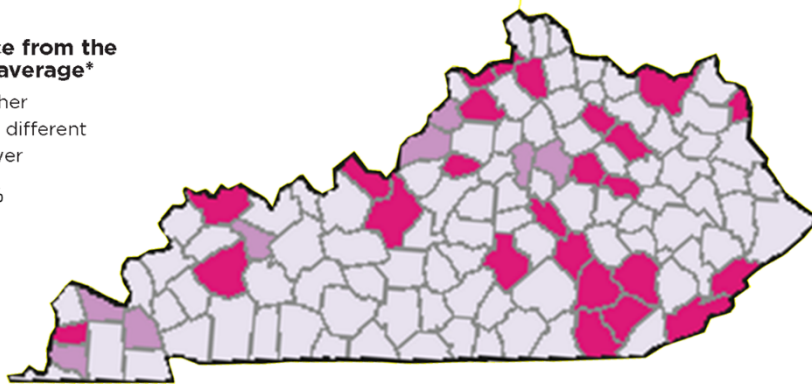
Percentage of Population 30 Years Old and Over Living with Grandchildren: 2017-2021

American Community Survey 5-year estimates

Difference from the national average*

- Higher
- Not different
- Lower

U.S. = 3.6%



* Difference from the national average is significant at the 90 percent confidence level.

Map Source: Grandparents and their Coresident Grandchildren: 2021. U.S. Census Bureau. Pg. 7

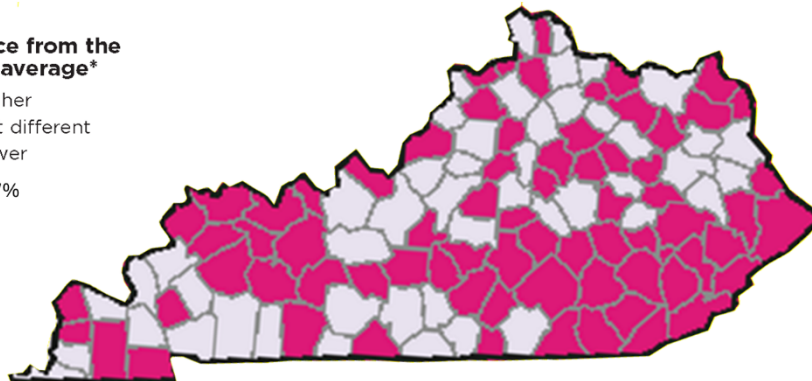
Percentage of Population Living with Grandchildren Who Are Responsible for Their Coresident Grandchildren: 2017-2021

American Community Survey 5-year estimates

Difference from the national average*

- Higher
- Not different
- Lower

U.S. = 32.7%



* Difference from the national average is significant at the 90 percent confidence level.

Map Source: Grandparents and their Coresident Grandchildren: 2021. U.S. Census Bureau. Pg. 8.

Kentucky: By The Numbers is an Extension program in the Department of Community and Leadership Development at the University of Kentucky. For more information contact your local Cooperative Extension office or Dr. Julie N. Zimmerman, Professor of Rural Sociology, Department of Community and Leadership Development, 500 Garrigus Building, University of Kentucky, Lexington, KY 40546-0215. email: izimm@uky.edu. The entire series is online at <http://kybtn.ca.uky.edu>

Cooperative Extension Service

Agriculture and Natural Resources
Family and Consumer Sciences
4-H Youth Development
Community and Economic Development

MARTIN-GATTON COLLEGE OF AGRICULTURE, FOOD AND ENVIRONMENT

Educational programs of Kentucky Cooperative Extension serve all people regardless of economic or social status and will not discriminate on the basis of race, color, ethnic origin, national origin, creed, religion, political belief, sex, sexual orientation, gender identity, gender expression, pregnancy, marital status, genetic information, age, veteran status, physical or mental disability or reprisal or retaliation for prior civil rights activity. Reasonable accommodation of disability may be available with prior notice. Program information may be available in languages other than English. University of Kentucky, Kentucky State University, U.S. Department of Agriculture, and Kentucky Counties, Cooperating.

Lexington, KY 40506



Disabilities
accommodated
with prior notification.



Grandparents Living with Grandchildren Monroe County



Kentucky: By The Numbers
<http://kybtn.ca.uky.edu>

Julie N. Zimmerman, Professor, Rural Sociology
Amy Kostelic, Associate Professor, Adult Development and Aging.
August, 2024

Nationally, 3.7% of households have a grandparent who is living with their grandchildren (called coresident). For some grandparents, living with their grandchildren means also being responsible for them. According to the 2022 American Community Survey (ACS) 5-year estimates, between 2017 and 2022 in Kentucky there were an estimated 51,247 (+/- 2,009) grandparents who both lived with and had responsibility for their grandchildren. Of these, around two thirds were women and about one quarter had an income that was below poverty.

For more on grandparents living with their grandchildren, see the Census Bureau's resources at:

<https://www.census.gov/library/publications/2024/demo/p20-588.html>

For help in understanding the margin of error (the number in parentheses), see "And Now for the Grain of Salt: Margins of Error and the American Community Survey" at <https://kybtn.ca.uky.edu/content/publications>

The Kentucky: By the Numbers provides resources and access to county data to support local decision making. The entire series is available at <http://kybtn.ca.uky.edu>.

	County	
	2017-2022 5-year Estimate	Margin of Error (MOE)
Number of grandparents living with own grandchildren under 18 years	331	(+/- 166)
Grandparents living with own grandchildren under 18 years and responsible for grandchildren	129	(+/- 93)
Grandparent ages 30-59	94	(+/- 74)
Grandparent ages 60 and over	35	(+/- 35)
Percent of grandparents living with <u>and responsible</u> for grandchildren who are...		
... female	55.0%	(+/- 13.9%)
... male	45.0%	(+/- 13.9%)
... ages 30-59		
... female	47.9%	(+/- 23.2%)
... male	52.1%	(+/- 23.2%)
... ages 60 and over		
... female	74.3%	(+/- 19.0%)
... male	25.7%	(+/- 19.0%)
... in the labor force	72.1%	(+/- 19.6%)
... with income in the past 12 months that was below poverty level	15.5%	(+/- 19.8%)
... with no parent of grandchildren present	79.1%	(+/- 22.3%)

These data are from Table S1002 from the 2022 American Community Survey 5-year estimates.

Additional data are available at: <https://data.census.gov>

~ American Community Survey ~

Grandparents Living with Grandchildren Monroe County



<http://kybtn.ca.uky.edu>



Kentucky: By The Numbers
<http://kybtn.ca.uky.edu>

Julie N. Zimmerman, Professor, Rural Sociology
Amy Kostelic, Associate Professor Adult Development and Aging.
August, 2024

The Kentucky: By the Numbers provides resources and access to county data to support local decision making. The entire series is available at <http://kybtn.ca.uky.edu>.

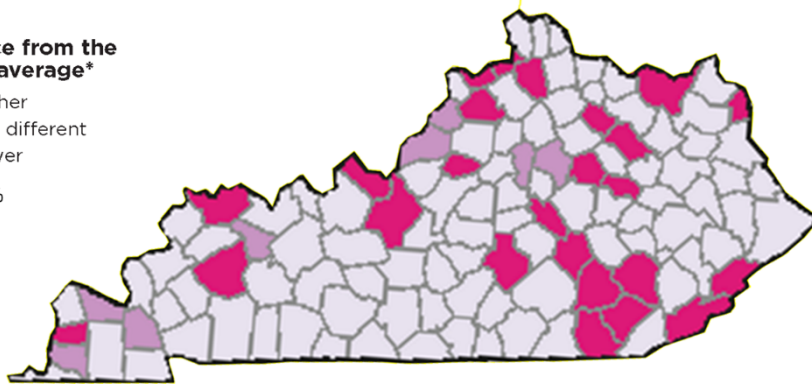
Percentage of Population 30 Years Old and Over Living with Grandchildren: 2017-2021

American Community Survey 5-year estimates

Difference from the national average*

- Higher
- Not different
- Lower

U.S. = 3.6%



* Difference from the national average is significant at the 90 percent confidence level.

Map Source: Grandparents and their Coresident Grandchildren: 2021. U.S. Census Bureau. Pg. 7

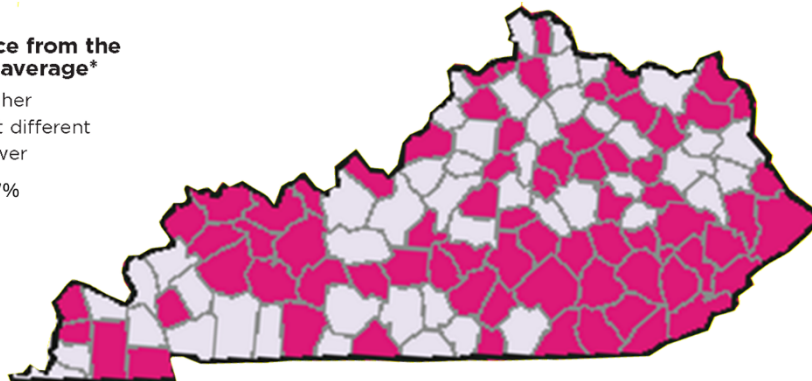
Percentage of Population Living with Grandchildren Who Are Responsible for Their Coresident Grandchildren: 2017-2021

American Community Survey 5-year estimates

Difference from the national average*

- Higher
- Not different
- Lower

U.S. = 32.7%



* Difference from the national average is significant at the 90 percent confidence level.

Map Source: Grandparents and their Coresident Grandchildren: 2021. U.S. Census Bureau. Pg. 8.

Kentucky: By The Numbers is an Extension program in the Department of Community and Leadership Development at the University of Kentucky. For more information contact your local Cooperative Extension office or Dr. Julie N. Zimmerman, Professor of Rural Sociology, Department of Community and Leadership Development, 500 Garrigus Building, University of Kentucky, Lexington, KY 40546-0215. email: izimm@uky.edu. The entire series is online at <http://kybtn.ca.uky.edu>

Cooperative Extension Service

Agriculture and Natural Resources
Family and Consumer Sciences
4-H Youth Development
Community and Economic Development

MARTIN-GATTON COLLEGE OF AGRICULTURE, FOOD AND ENVIRONMENT

Educational programs of Kentucky Cooperative Extension serve all people regardless of economic or social status and will not discriminate on the basis of race, color, ethnic origin, national origin, creed, religion, political belief, sex, sexual orientation, gender identity, gender expression, pregnancy, marital status, genetic information, age, veteran status, physical or mental disability or reprisal or retaliation for prior civil rights activity. Reasonable accommodation of disability may be available with prior notice. Program information may be available in languages other than English. University of Kentucky, Kentucky State University, U.S. Department of Agriculture, and Kentucky Counties, Cooperating.

Lexington, KY 40506



Disabilities
accommodated
with prior notification.



Grandparents Living with Grandchildren Montgomery County



Kentucky: By The Numbers
<http://kybtn.ca.uky.edu>

Julie N. Zimmerman, Professor, Rural Sociology
Amy Kostelic, Associate Professor, Adult Development and Aging.
August, 2024

Nationally, 3.7% of households have a grandparent who is living with their grandchildren (called coresident). For some grandparents, living with their grandchildren means also being responsible for them. According to the 2022 American Community Survey (ACS) 5-year estimates, between 2017 and 2022 in Kentucky there were an estimated 51,247 (+/- 2,009) grandparents who both lived with and had responsibility for their grandchildren. Of these, around two thirds were women and about one quarter had an income that was below poverty.

For more on grandparents living with their grandchildren, see the Census Bureau's resources at:

<https://www.census.gov/library/publications/2024/demo/p20-588.html>

For help in understanding the margin of error (the number in parentheses), see "And Now for the Grain of Salt: Margins of Error and the American Community Survey" at <https://kybtn.ca.uky.edu/content/publications>

The Kentucky: By the Numbers provides resources and access to county data to support local decision making. The entire series is available at <http://kybtn.ca.uky.edu>.

	County	
	2017-2022 5-year Estimate	Margin of Error (MOE)
Number of grandparents living with own grandchildren under 18 years	762	(+/- 259)
Grandparents living with own grandchildren under 18 years and responsible for grandchildren	426	(+/- 180)
Grandparent ages 30-59	313	(+/- 165)
Grandparent ages 60 and over	113	(+/- 63)
Percent of grandparents living with <u>and responsible</u> for grandchildren who are...		
... female	62.7%	(+/- 9.7%)
... male	37.3%	(+/- 9.7%)
... ages 30-59		
... female	69.3%	(+/- 12.1%)
... male	30.7%	(+/- 12.1%)
... ages 60 and over		
... female	44.2%	(+/- 22.3%)
... male	55.8%	(+/- 22.3%)
... in the labor force	36.9%	(+/- 14.7%)
... with income in the past 12 months that was below poverty level	21.6%	(+/- 17.8%)
... with no parent of grandchildren present	47.9%	(+/- 19.4%)

These data are from Table S1002 from the 2022 American Community Survey 5-year estimates.

Additional data are available at: <https://data.census.gov>

~ American Community Survey ~

Grandparents Living with Grandchildren Montgomery County



Kentucky: By The Numbers
<http://kybtn.ca.uky.edu>

Julie N. Zimmerman, Professor, Rural Sociology
Amy Kostelic, Associate Professor Adult Development and Aging.
August, 2024

The Kentucky: By the Numbers provides resources and access to county data to support local decision making. The entire series is available at <http://kybtn.ca.uky.edu>.

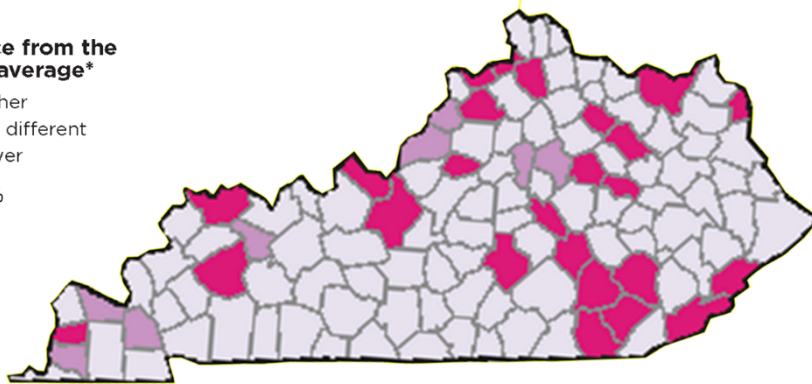
Percentage of Population 30 Years Old and Over Living with Grandchildren: 2017-2021

American Community Survey 5-year estimates

Difference from the national average*

- Higher
- Not different
- Lower

U.S. = 3.6%



* Difference from the national average is significant at the 90 percent confidence level.

Map Source: Grandparents and their Coresident Grandchildren: 2021. U.S. Census Bureau. Pg. 7

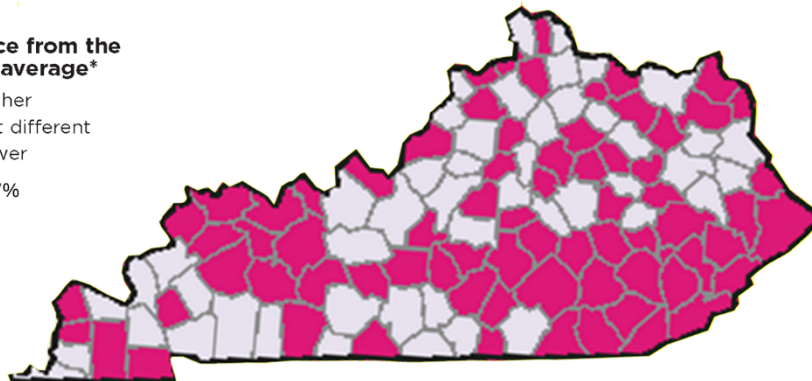
Percentage of Population Living with Grandchildren Who Are Responsible for Their Coresident Grandchildren: 2017-2021

American Community Survey 5-year estimates

Difference from the national average*

- Higher
- Not different
- Lower

U.S. = 32.7%



* Difference from the national average is significant at the 90 percent confidence level.

Map Source: Grandparents and their Coresident Grandchildren: 2021. U.S. Census Bureau. Pg. 8.

Kentucky: By The Numbers is an Extension program in the Department of Community and Leadership Development at the University of Kentucky. For more information contact your local Cooperative Extension office or Dr. Julie N. Zimmerman, Professor of Rural Sociology, Department of Community and Leadership Development, 500 Garrigus Building, University of Kentucky, Lexington, KY 40546-0215. email: izimm@uky.edu. The entire series is online at <http://kybtn.ca.uky.edu>

Cooperative Extension Service

Agriculture and Natural Resources
Family and Consumer Sciences
4-H Youth Development
Community and Economic Development

MARTIN-GATTON COLLEGE OF AGRICULTURE, FOOD AND ENVIRONMENT

Educational programs of Kentucky Cooperative Extension serve all people regardless of economic or social status and will not discriminate on the basis of race, color, ethnic origin, national origin, creed, religion, political belief, sex, sexual orientation, gender identity, gender expression, pregnancy, marital status, genetic information, age, veteran status, physical or mental disability or reprisal or retaliation for prior civil rights activity. Reasonable accommodation of disability may be available with prior notice. Program information may be available in languages other than English. University of Kentucky, Kentucky State University, U.S. Department of Agriculture, and Kentucky Counties, Cooperating.
Lexington, KY 40506



Disabilities
accommodated
with prior notification.



Grandparents Living with Grandchildren Morgan County



Kentucky: By The Numbers
<http://kybtn.ca.uky.edu>

Julie N. Zimmerman, Professor, Rural Sociology
Amy Kostelic, Associate Professor, Adult Development and Aging.
August, 2024

Nationally, 3.7% of households have a grandparent who is living with their grandchildren (called coresident). For some grandparents, living with their grandchildren means also being responsible for them. According to the 2022 American Community Survey (ACS) 5-year estimates, between 2017 and 2022 in Kentucky there were an estimated 51,247 (+/- 2,009) grandparents who both lived with and had responsibility for their grandchildren. Of these, around two thirds were women and about one quarter had an income that was below poverty.

For more on grandparents living with their grandchildren, see the Census Bureau's resources at:

<https://www.census.gov/library/publications/2024/demo/p20-588.html>

For help in understanding the margin of error (the number in parentheses), see "And Now for the Grain of Salt: Margins of Error and the American Community Survey" at <https://kybtn.ca.uky.edu/content/publications>

The Kentucky: By the Numbers provides resources and access to county data to support local decision making. The entire series is available at <http://kybtn.ca.uky.edu>.

	County	
	2017-2022 5-year Estimate	Margin of Error (MOE)
Number of grandparents living with own grandchildren under 18 years	308	(+/- 116)
Grandparents living with own grandchildren under 18 years and responsible for grandchildren	122	(+/- 66)
Grandparent ages 30-59	78	(+/- 51)
Grandparent ages 60 and over	44	(+/- 32)
Percent of grandparents living with <u>and responsible</u> for grandchildren who are...		
... female	63.1%	(+/- 11.0%)
... male	36.9%	(+/- 11.0%)
... ages 30-59		
... female	67.9%	(+/- 16.5%)
... male	32.1%	(+/- 16.5%)
... ages 60 and over		
... female	54.5%	(+/- 23.5%)
... male	45.5%	(+/- 23.5%)
... in the labor force	41.0%	(+/- 19.6%)
... with income in the past 12 months that was below poverty level	26.2%	(+/- 18.2%)
... with no parent of grandchildren present	43.4%	(+/- 25.4%)

These data are from Table S1002 from the 2022 American Community Survey 5-year estimates.

Additional data are available at: <https://data.census.gov>

~ American Community Survey ~

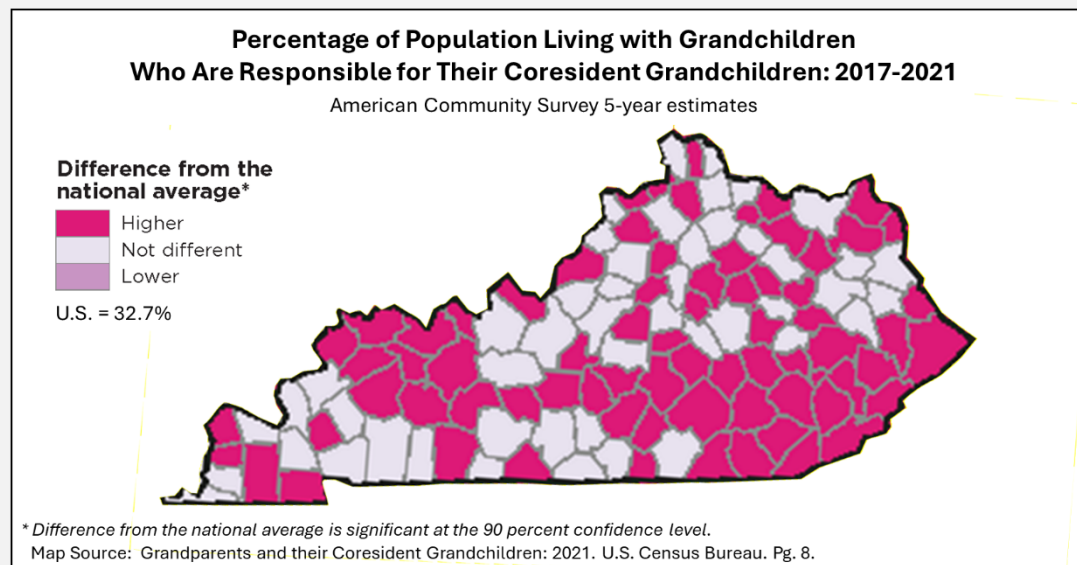
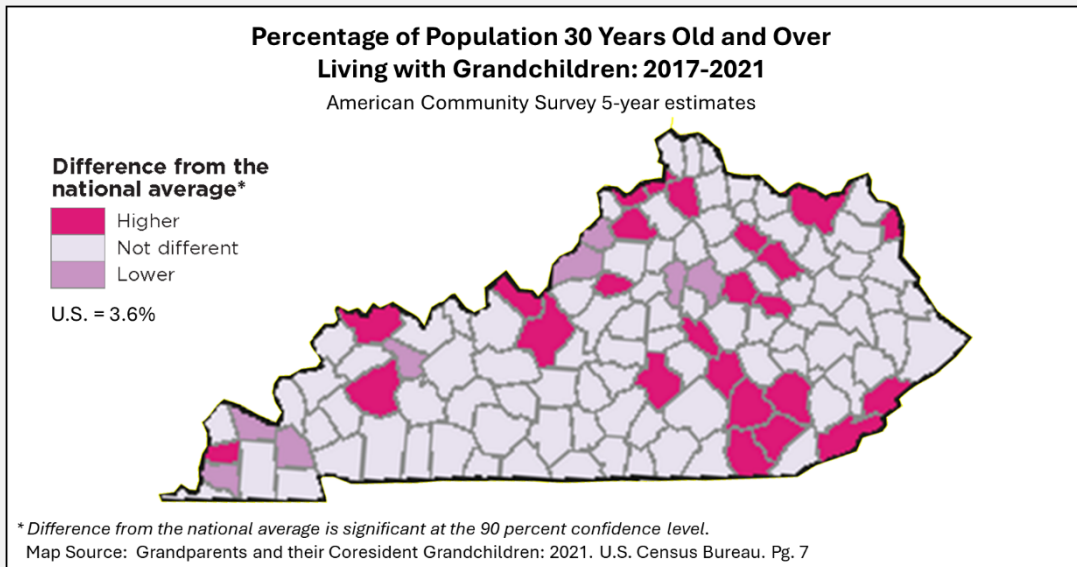
Grandparents Living with Grandchildren Morgan County



Kentucky: By The Numbers
<http://kybtn.ca.uky.edu>

Julie N. Zimmerman, Professor, Rural Sociology
Amy Kostelic, Associate Professor Adult Development and Aging.
August, 2024

The Kentucky: By the Numbers provides resources and access to county data to support local decision making. The entire series is available at <http://kybtn.ca.uky.edu>.



Kentucky: By The Numbers is an Extension program in the Department of Community and Leadership Development at the University of Kentucky. For more information contact your local Cooperative Extension office or Dr. Julie N. Zimmerman, Professor of Rural Sociology, Department of Community and Leadership Development, 500 Garrigus Building, University of Kentucky, Lexington, KY 40546-0215. email: izimm@uky.edu. The entire series is online at <http://kybtn.ca.uky.edu>

Cooperative Extension Service

Agriculture and Natural Resources
Family and Consumer Sciences
4-H Youth Development
Community and Economic Development

MARTIN-GATTON COLLEGE OF AGRICULTURE, FOOD AND ENVIRONMENT

Educational programs of Kentucky Cooperative Extension serve all people regardless of economic or social status and will not discriminate on the basis of race, color, ethnic origin, national origin, creed, religion, political belief, sex, sexual orientation, gender identity, gender expression, pregnancy, marital status, genetic information, age, veteran status, physical or mental disability or reprisal or retaliation for prior civil rights activity. Reasonable accommodation of disability may be available with prior notice. Program information may be available in languages other than English. University of Kentucky, Kentucky State University, U.S. Department of Agriculture, and Kentucky Counties, Cooperating.
Lexington, KY 40506



Disabilities
accommodated
with prior notification.



Grandparents Living with Grandchildren Muhlenberg County



Kentucky: By The Numbers
<http://kybtn.ca.uky.edu>

Julie N. Zimmerman, Professor, Rural Sociology
Amy Kostelic, Associate Professor, Adult Development and Aging.
August, 2024

Nationally, 3.7% of households have a grandparent who is living with their grandchildren (called coresident). For some grandparents, living with their grandchildren means also being responsible for them. According to the 2022 American Community Survey (ACS) 5-year estimates, between 2017 and 2022 in Kentucky there were an estimated 51,247 (+/- 2,009) grandparents who both lived with and had responsibility for their grandchildren. Of these, around two thirds were women and about one quarter had an income that was below poverty.

For more on grandparents living with their grandchildren, see the Census Bureau's resources at:

<https://www.census.gov/library/publications/2024/demo/p20-588.html>

For help in understanding the margin of error (the number in parentheses), see "And Now for the Grain of Salt: Margins of Error and the American Community Survey" at <https://kybtn.ca.uky.edu/content/publications>

The Kentucky: By the Numbers provides resources and access to county data to support local decision making. The entire series is available at <http://kybtn.ca.uky.edu>.

	County	
	2017-2022 5-year Estimate	Margin of Error (MOE)
Number of grandparents living with own grandchildren under 18 years	654	(+/- 209)
Grandparents living with own grandchildren under 18 years and responsible for grandchildren	356	(+/- 150)
Grandparent ages 30-59	189	(+/- 121)
Grandparent ages 60 and over	167	(+/- 96)
Percent of grandparents living with <u>and responsible</u> for grandchildren who are...		
... female	62.4%	(+/- 12.8%)
... male	37.6%	(+/- 12.8%)
... ages 30-59		
... female	49.7%	(+/- 17.7%)
... male	50.3%	(+/- 17.7%)
... ages 60 and over		
... female	76.6%	(+/- 20.5%)
... male	23.4%	(+/- 20.5%)
... in the labor force	37.6%	(+/- 14.8%)
... with income in the past 12 months that was below poverty level	32.6%	(+/- 19.9%)
... with no parent of grandchildren present	82.9%	(+/- 14.6%)

These data are from Table S1002 from the 2022 American Community Survey 5-year estimates.

Additional data are available at: <https://data.census.gov>

~ American Community Survey ~

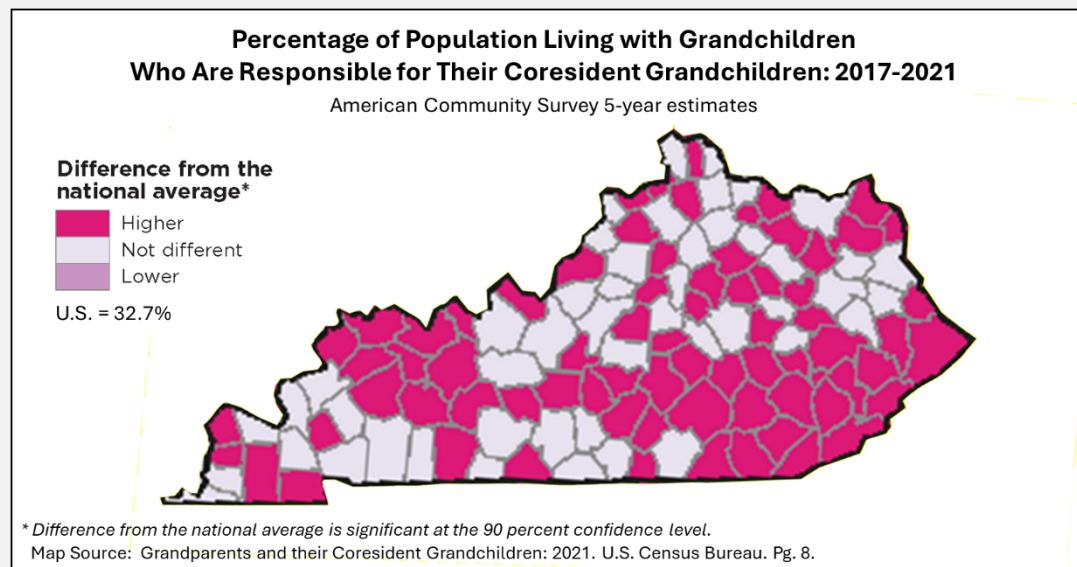
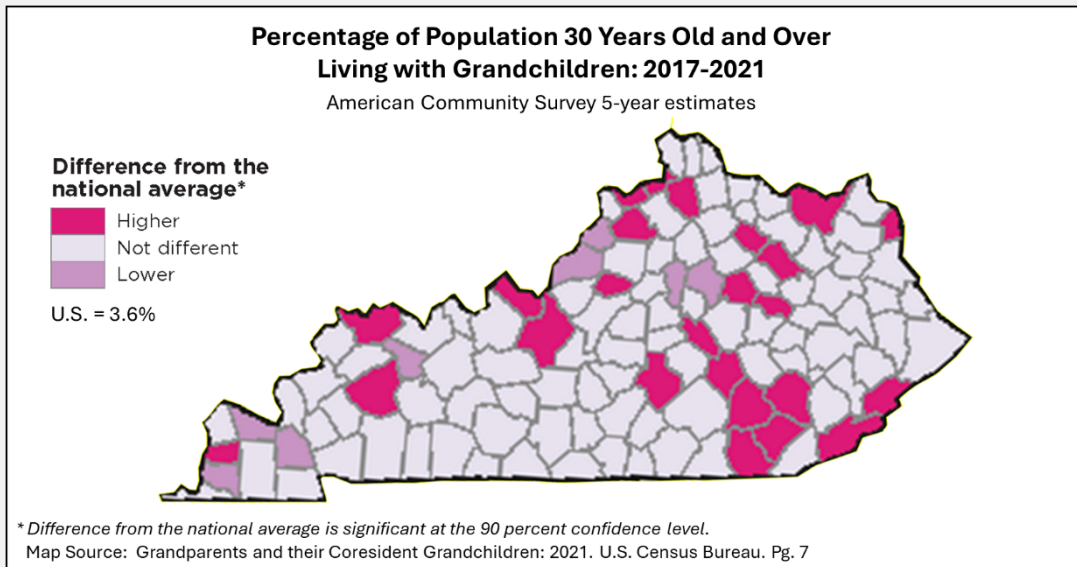
Grandparents Living with Grandchildren Muhlenberg County



Kentucky: By The Numbers
<http://kybtn.ca.uky.edu>

Julie N. Zimmerman, Professor, Rural Sociology
Amy Kostelic, Associate Professor Adult Development and Aging.
August, 2024

The Kentucky: By the Numbers provides resources and access to county data to support local decision making. The entire series is available at <http://kybtn.ca.uky.edu>.



Kentucky: By The Numbers is an Extension program in the Department of Community and Leadership Development at the University of Kentucky. For more information contact your local Cooperative Extension office or Dr. Julie N. Zimmerman, Professor of Rural Sociology, Department of Community and Leadership Development, 500 Garrigus Building, University of Kentucky, Lexington, KY 40546-0215. email: izimm@ukv.edu. The entire series is online at <http://kybtn.ca.uky.edu>

Cooperative Extension Service

Agriculture and Natural Resources
Family and Consumer Sciences
4-H Youth Development
Community and Economic Development

MARTIN-GATTON COLLEGE OF AGRICULTURE, FOOD AND ENVIRONMENT

Educational programs of Kentucky Cooperative Extension serve all people regardless of economic or social status and will not discriminate on the basis of race, color, ethnic origin, national origin, creed, religion, political belief, sex, sexual orientation, gender identity, gender expression, pregnancy, marital status, genetic information, age, veteran status, physical or mental disability or reprisal or retaliation for prior civil rights activity. Reasonable accommodation of disability may be available with prior notice. Program information may be available in languages other than English. University of Kentucky, Kentucky State University, U.S. Department of Agriculture, and Kentucky Counties, Cooperating.
Lexington, KY 40506



Disabilities
accommodated
with prior notification.



Grandparents Living with Grandchildren Nelson County



Kentucky: By The Numbers
<http://kybtn.ca.uky.edu>

Julie N. Zimmerman, Professor, Rural Sociology
Amy Kostelic, Associate Professor, Adult Development and Aging.
August, 2024

Nationally, 3.7% of households have a grandparent who is living with their grandchildren (called coresident). For some grandparents, living with their grandchildren means also being responsible for them. According to the 2022 American Community Survey (ACS) 5-year estimates, between 2017 and 2022 in Kentucky there were an estimated 51,247 (+/- 2,009) grandparents who both lived with and had responsibility for their grandchildren. Of these, around two thirds were women and about one quarter had an income that was below poverty.

For more on grandparents living with their grandchildren, see the Census Bureau's resources at:

<https://www.census.gov/library/publications/2024/demo/p20-588.html>

For help in understanding the margin of error (the number in parentheses), see "And Now for the Grain of Salt: Margins of Error and the American Community Survey" at <https://kybtn.ca.uky.edu/content/publications>

The Kentucky: By the Numbers provides resources and access to county data to support local decision making. The entire series is available at <http://kybtn.ca.uky.edu>.

	County	
	2017-2022 5-year Estimate	Margin of Error (MOE)
Number of grandparents living with own grandchildren under 18 years	949	(+/- 286)
Grandparents living with own grandchildren under 18 years and responsible for grandchildren	312	(+/- 133)
Grandparent ages 30-59	144	(+/- 115)
Grandparent ages 60 and over	168	(+/- 83)
Percent of grandparents living with <u>and responsible</u> for grandchildren who are...		
... female	60.9%	(+/- 16.6%)
... male	39.1%	(+/- 16.6%)
... ages 30-59		
... female	48.6%	(+/- 27.0%)
... male	51.4%	(+/- 27.0%)
... ages 60 and over		
... female	71.4%	(+/- 13.9%)
... male	28.6%	(+/- 13.9%)
... in the labor force	67.6%	(+/- 25.1%)
... with income in the past 12 months that was below poverty level	11.5%	(+/- 13.0%)
... with no parent of grandchildren present	34.6%	(+/- 23.1%)

These data are from Table S1002 from the 2022 American Community Survey 5-year estimates.

Additional data are available at: <https://data.census.gov>

~ American Community Survey ~

Grandparents Living with Grandchildren Nelson County



<http://kybtn.ca.uky.edu>



Kentucky: By The Numbers
<http://kybtn.ca.uky.edu>

Julie N. Zimmerman, Professor, Rural Sociology
Amy Kostelic, Associate Professor Adult Development and Aging.
August, 2024

The Kentucky: By the Numbers provides resources and access to county data to support local decision making. The entire series is available at <http://kybtn.ca.uky.edu>.

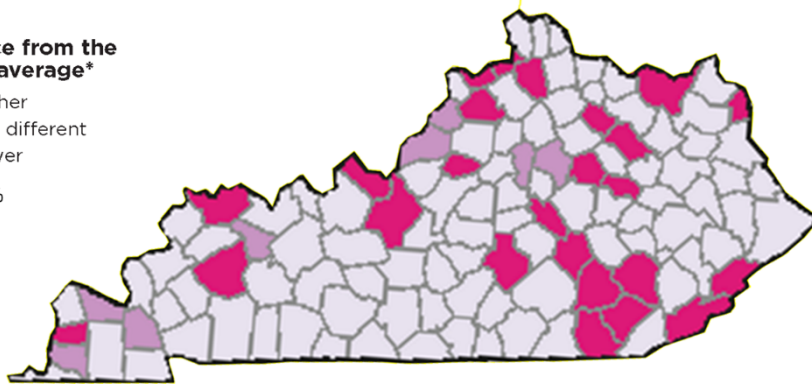
Percentage of Population 30 Years Old and Over Living with Grandchildren: 2017-2021

American Community Survey 5-year estimates

Difference from the national average*

- Higher
- Not different
- Lower

U.S. = 3.6%



* Difference from the national average is significant at the 90 percent confidence level.

Map Source: Grandparents and their Coresident Grandchildren: 2021. U.S. Census Bureau. Pg. 7

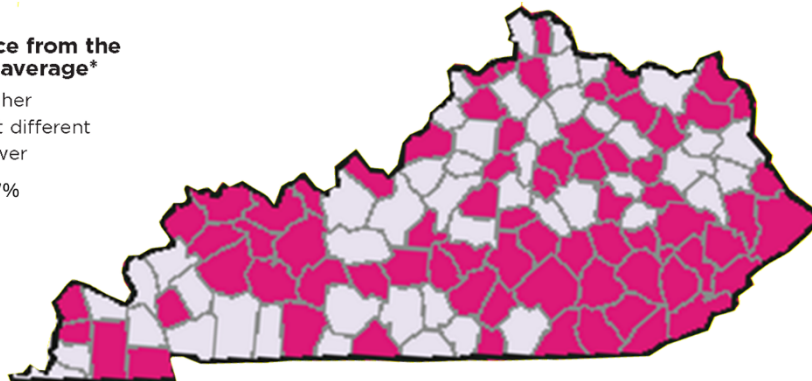
Percentage of Population Living with Grandchildren Who Are Responsible for Their Coresident Grandchildren: 2017-2021

American Community Survey 5-year estimates

Difference from the national average*

- Higher
- Not different
- Lower

U.S. = 32.7%



* Difference from the national average is significant at the 90 percent confidence level.

Map Source: Grandparents and their Coresident Grandchildren: 2021. U.S. Census Bureau. Pg. 8.

Kentucky: By The Numbers is an Extension program in the Department of Community and Leadership Development at the University of Kentucky. For more information contact your local Cooperative Extension office or Dr. Julie N. Zimmerman, Professor of Rural Sociology, Department of Community and Leadership Development, 500 Garrigus Building, University of Kentucky, Lexington, KY 40546-0215. email: izimm@uky.edu. The entire series is online at <http://kybtn.ca.uky.edu>

Cooperative Extension Service

Agriculture and Natural Resources
Family and Consumer Sciences
4-H Youth Development
Community and Economic Development

MARTIN-GATTON COLLEGE OF AGRICULTURE, FOOD AND ENVIRONMENT

Educational programs of Kentucky Cooperative Extension serve all people regardless of economic or social status and will not discriminate on the basis of race, color, ethnic origin, national origin, creed, religion, political belief, sex, sexual orientation, gender identity, gender expression, pregnancy, marital status, genetic information, age, veteran status, physical or mental disability or reprisal or retaliation for prior civil rights activity. Reasonable accommodation of disability may be available with prior notice. Program information may be available in languages other than English. University of Kentucky, Kentucky State University, U.S. Department of Agriculture, and Kentucky Counties, Cooperating.

Lexington, KY 40506



Disabilities
accommodated
with prior notification.