

Limited English-Speaking Households

Adair County



Kentucky: By The Numbers
<http://kybtn.ca.uky.edu>



Julie N. Zimmerman, Professor, Rural Sociology.
 February, 2023

<http://kybtn.ca.uky.edu>

According to the 2021 American Community Survey, between 2017 and 2021, there were 24,306 (+/- 1,238) limited English-speaking households in Kentucky.

Even though most households in the U.S. speak English at home, there are many who speak languages other than English. In addition, those who speak another language at home may have no difficulty with English, but there are those who do. The Census Bureau defines limited English-speaking households as a household in which no one 14 years old and over speaks only English or speaks a non-English language BUT speaks English “very well.” In other words, to count as a limited English-speaking household, **everyone 14 years old and over** in the household **must have at least some difficulty with English.**

For small counties with small populations, the margins of error can be quite large or confusing. The margin of error tells us how precise the estimate is by indicating the range within which the estimate most likely falls. For help in understanding the margin of error, see the brief Kentucky: By The Numbers publication “[And Now for the Grain of Salt.](#)”

The Kentucky: By The Numbers Program provides resources, training, and assistance in finding and using publicly available secondary data. Data, brief publications, and other resources are available at: <http://kybtn.ca.uky.edu>

	County	<i>Margin of Error</i>
Limited English-Speaking Households		
Number of Limited English-Speaking Households	28	(+/- 31)
Percent of all Households that are Limited-English Speaking Households	0.4%	(+/- 0.4)
Number of Limited English-Speaking Households speaking...		
Spanish	19	(+/- 28)
Other Indo-European languages (eg. languages of Europe, India, and Iran, etc.)	4	(+/- 6)
Asian and Pacific Island languages (eg. languages of Asia and the Pacific, etc.)	0	(+/- 19)
Other languages (eg. Native American, languages of Africa, indigenous languages of Latin America, etc.)	5	(+/- 9)
Number of all Households speaking...		
Spanish	120	(+/- 70)
Other Indo-European languages (eg. languages of Europe, India, and Iran, etc.)	215	(+/- 123)
Asian and Pacific Island languages (eg. languages of Asia and the Pacific, etc.)	21	(+/- 25)
Other languages (eg. Native American, languages of Africa, indigenous languages of Latin America, etc.)	14	(+/- 17)
Percent of all Households that are Limited-English Speaking Households speaking....		
Spanish	15.8%	(+/- 21.8)
Other Indo-European languages (eg. languages of Europe, India, and Iran, etc.)	1.9%	(+/- 3.0)
Asian and Pacific Island languages (eg. languages of Asia and the Pacific, etc.)	0.0%	(+/- 67.2)
Other languages (eg. Native American, languages of Africa, indigenous languages of Latin America, etc.)	35.7%	(+/- 56.6)

< Continued on back side >

< Continued from front side >

~ Diversity & Inclusion ~

Limited English-Speaking Households

Adair County



<http://kybtn.ca.uky.edu>

Julie N. Zimmerman, Professor, Rural Sociology.
February, 2023

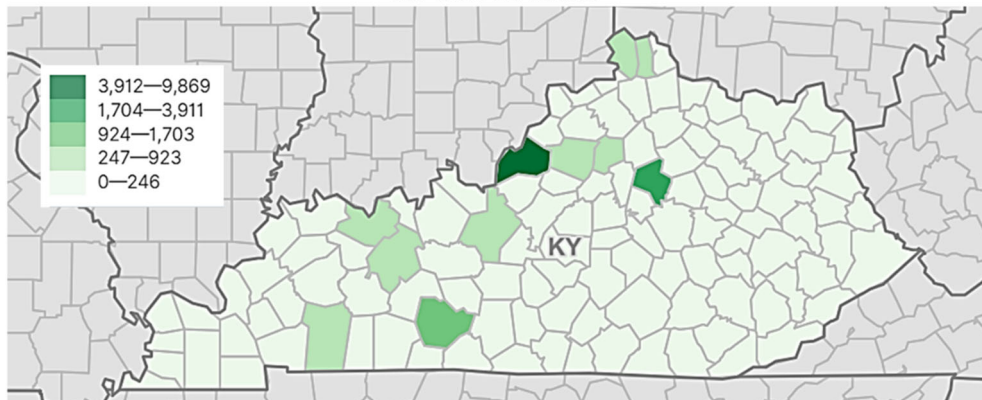


Kentucky: By The Numbers
<http://kybtn.ca.uky.edu>

The Kentucky: By The Numbers Program provides resources, training, and assistance in finding and using publicly available secondary data. Data, brief publications, and other resources are available at: <http://kybtn.ca.uky.edu>

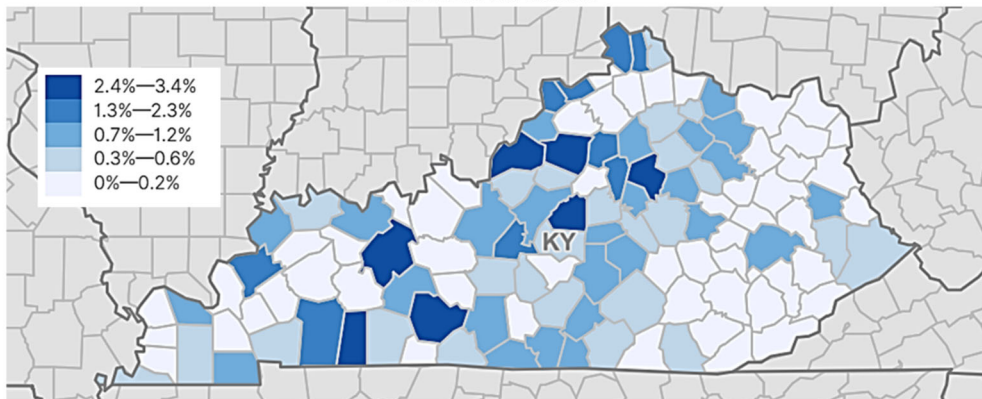
Number of Limited-English Speaking Households

2021 American Community Survey
2017-2021 5-Year Estimates



Percent of all Households that are Limited-English Speaking Households

2021 American Community Survey
2017-2021 5-Year Estimates



These data are from the Census Bureau's American Community Survey (ACS) Table S1602.

Data are available at <https://data.census.gov/cedsci/>

To directly access Table S1602 with these data from the 2021 ACS 5-year estimates, go to [https://data.census.gov/table?q=S1602&q=0400000US21,21\\$0500000&tid=ACST5Y2021.S1602](https://data.census.gov/table?q=S1602&q=0400000US21,21$0500000&tid=ACST5Y2021.S1602)

Kentucky: By The Numbers is an Extension program in the Department of Community and Leadership Development at the University of Kentucky. For more information contact your local Cooperative Extension office or Dr. Julie N. Zimmerman, Professor of Rural Sociology, Department of Community and Leadership Development, 500 Garrigus Building, University of Kentucky, Lexington, KY 40546-0215. email: jzimm@uky.edu. The entire series is online at <http://kybtn.ca.uky.edu>



Educational programs of Kentucky Cooperative Extension serve all people regardless of economic or social status and will not discriminate on the basis of race, color, ethnic origin, national origin, creed, religion, political belief, sex, sexual orientation, gender identity, gender expression, pregnancy, marital status, genetic information, age, veteran status, or physical or mental disability. UNIVERSITY OF KENTUCKY, KENTUCKY STATE UNIVERSITY, U.S. DEPARTMENT OF AGRICULTURE, AND KENTUCKY COUNTIES, COOPERATING

Limited English-Speaking Households

Allen County



Kentucky: By The Numbers
<http://kybtn.ca.uky.edu>



Julie N. Zimmerman, Professor, Rural Sociology.
 February, 2023

According to the 2021 American Community Survey, between 2017 and 2021, there were 24,306 (+/- 1,238) limited English-speaking households in Kentucky.

Even though most households in the U.S. speak English at home, there are many who speak languages other than English. In addition, those who speak another language at home may have no difficulty with English, but there are those who do. The Census Bureau defines limited English-speaking households as a household in which no one 14 years old and over speaks only English or speaks a non-English language BUT speaks English “very well.” In other words, to count as a limited English-speaking household, **everyone 14 years old and over** in the household **must have at least some difficulty with English.**

For small counties with small populations, the margins of error can be quite large or confusing. The margin of error tells us how precise the estimate is by indicating the range within which the estimate most likely falls. For help in understanding the margin of error, see the brief Kentucky: By The Numbers publication “[And Now for the Grain of Salt.](#)”

The Kentucky: By The Numbers Program provides resources, training, and assistance in finding and using publicly available secondary data. Data, brief publications, and other resources are available at: <http://kybtn.ca.uky.edu>

	County	<i>Margin of Error</i>
Limited English-Speaking Households		
Number of Limited English-Speaking Households	43	(+/- 34)
Percent of all Households that are Limited-English Speaking Households	0.6%	(+/- 0.4)
Number of Limited English-Speaking Households speaking...		
Spanish	0	(+/- 23)
Other Indo-European languages (eg. languages of Europe, India, and Iran, etc.)	43	(+/- 34)
Asian and Pacific Island languages (eg. languages of Asia and the Pacific, etc.)	0	(+/- 23)
Other languages (eg. Native American, languages of Africa, indigenous languages of Latin America, etc.)	0	(+/- 23)
Number of all Households speaking...		
Spanish	213	(+/- 101)
Other Indo-European languages (eg. languages of Europe, India, and Iran, etc.)	227	(+/- 107)
Asian and Pacific Island languages (eg. languages of Asia and the Pacific, etc.)	14	(+/- 19)
Other languages (eg. Native American, languages of Africa, indigenous languages of Latin America, etc.)	40	(+/- 45)
Percent of all Households that are Limited-English Speaking Households speaking....		
Spanish	0.0%	(+/- 15.1)
Other Indo-European languages (eg. languages of Europe, India, and Iran, etc.)	18.9%	(+/- 13.8)
Asian and Pacific Island languages (eg. languages of Asia and the Pacific, etc.)	0.0%	(+/- 82.3)
Other languages (eg. Native American, languages of Africa, indigenous languages of Latin America, etc.)	0.0%	(+/- 48.7)

< Continued on back side >

< Continued from front side >

~ Diversity & Inclusion ~

Limited English-Speaking Households

Allen County



<http://kybtn.ca.uky.edu>

Julie N. Zimmerman, Professor, Rural Sociology.
February, 2023

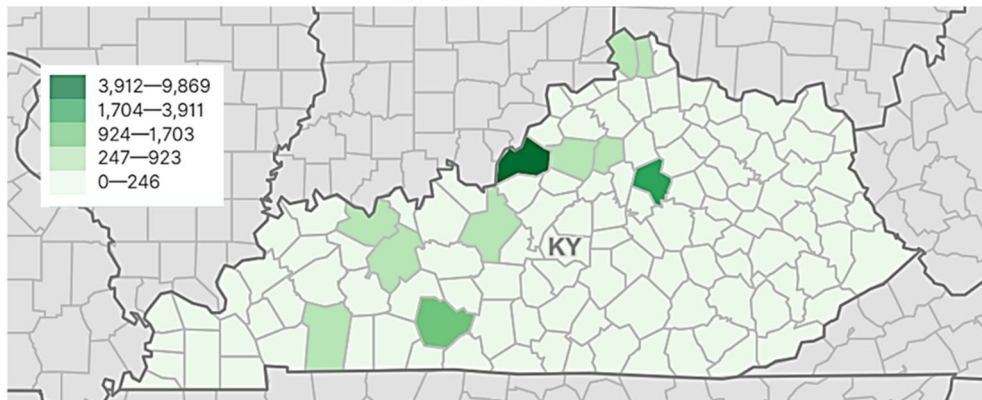


Kentucky: By The Numbers
<http://kybtn.ca.uky.edu>

The Kentucky: By The Numbers Program provides resources, training, and assistance in finding and using publicly available secondary data. Data, brief publications, and other resources are available at: <http://kybtn.ca.uky.edu>

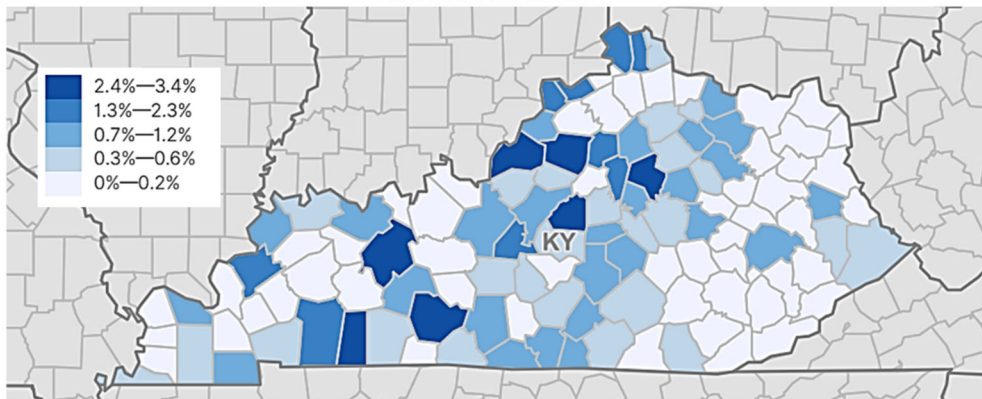
Number of Limited-English Speaking Households

2021 American Community Survey
2017-2021 5-Year Estimates



Percent of all Households that are Limited-English Speaking Households

2021 American Community Survey
2017-2021 5-Year Estimates



These data are from the Census Bureau's American Community Survey (ACS) Table S1602.

Data are available at <https://data.census.gov/cedsci/>

To directly access Table S1602 with these data from the 2021 ACS 5-year estimates, go to [https://data.census.gov/table?q=S1602&q=0400000US21,21\\$0500000&tid=ACSST5Y2021.S1602](https://data.census.gov/table?q=S1602&q=0400000US21,21$0500000&tid=ACSST5Y2021.S1602)

Kentucky: By The Numbers is an Extension program in the Department of Community and Leadership Development at the University of Kentucky. For more information contact your local Cooperative Extension office or Dr. Julie N. Zimmerman, Professor of Rural Sociology, Department of Community and Leadership Development, 500 Garrigus Building, University of Kentucky, Lexington, KY 40546-0215. email: jzimm@uky.edu. The entire series is online at <http://kybtn.ca.uky.edu>



University of Kentucky
College of Agriculture,
Food and Environment
Cooperative Extension Service

Educational programs of Kentucky Cooperative Extension serve all people regardless of economic or social status and will not discriminate on the basis of race, color, ethnic origin, national origin, creed, religion, political belief, sex, sexual orientation, gender identity, gender expression, pregnancy, marital status, genetic information, age, veteran status, or physical or mental disability. UNIVERSITY OF KENTUCKY, KENTUCKY STATE UNIVERSITY, U.S. DEPARTMENT OF AGRICULTURE, AND KENTUCKY COUNTIES, COOPERATING

Limited English-Speaking Households

Anderson County



Kentucky: By The Numbers
<http://kybtn.ca.uky.edu>



Julie N. Zimmerman, Professor, Rural Sociology.
 February, 2023

According to the 2021 American Community Survey, between 2017 and 2021, there were 24,306 (+/- 1,238) limited English-speaking households in Kentucky.

Even though most households in the U.S. speak English at home, there are many who speak languages other than English. In addition, those who speak another language at home may have no difficulty with English, but there are those who do. The Census Bureau defines limited English-speaking households as a household in which no one 14 years old and over speaks only English or speaks a non-English language BUT speaks English “very well.” In other words, to count as a limited English-speaking household, **everyone 14 years old and over** in the household **must have at least some difficulty with English.**

For small counties with small populations, the margins of error can be quite large or confusing. The margin of error tells us how precise the estimate is by indicating the range within which the estimate most likely falls. For help in understanding the margin of error, see the brief Kentucky: By The Numbers publication “[And Now for the Grain of Salt.](#)”

The Kentucky: By The Numbers Program provides resources, training, and assistance in finding and using publicly available secondary data. Data, brief publications, and other resources are available at: <http://kybtn.ca.uky.edu>

	County	<i>Margin of Error</i>
Limited English-Speaking Households		
Number of Limited English-Speaking Households	0	(+/- 23)
Percent of all Households that are Limited-English Speaking Households	0%	(+/- 0.4)
Number of Limited English-Speaking Households speaking...		
Spanish	0	(+/- 23)
Other Indo-European languages (eg. languages of Europe, India, and Iran, etc.)	0	(+/- 23)
Asian and Pacific Island languages (eg. languages of Asia and the Pacific, etc.)	0	(+/- 23)
Other languages (eg. Native American, languages of Africa, indigenous languages of Latin America, etc.)	0	(+/- 23)
Number of all Households speaking...		
Spanish	60	(+/- 46)
Other Indo-European languages (eg. languages of Europe, India, and Iran, etc.)	82	(+/- 65)
Asian and Pacific Island languages (eg. languages of Asia and the Pacific, etc.)	16	(+/- 26)
Other languages (eg. Native American, languages of Africa, indigenous languages of Latin America, etc.)	0	(+/- 23)
Percent of all Households that are Limited-English Speaking Households speaking....		
Spanish	0.0%	(+/- 39.7)
Other Indo-European languages (eg. languages of Europe, India, and Iran, etc.)	0.0%	(+/- 33.2)
Asian and Pacific Island languages (eg. languages of Asia and the Pacific, etc.)	0.0%	(+/- 76.9)
Other languages (eg. Native American, languages of Africa, indigenous languages of Latin America, etc.)	n/a	(+/- n/a)

< Continued on back side >

< Continued from front side >

~ Diversity & Inclusion ~

Limited English-Speaking Households

Anderson County



<http://kybtn.ca.uky.edu>

Julie N. Zimmerman, Professor, Rural Sociology.
February, 2023

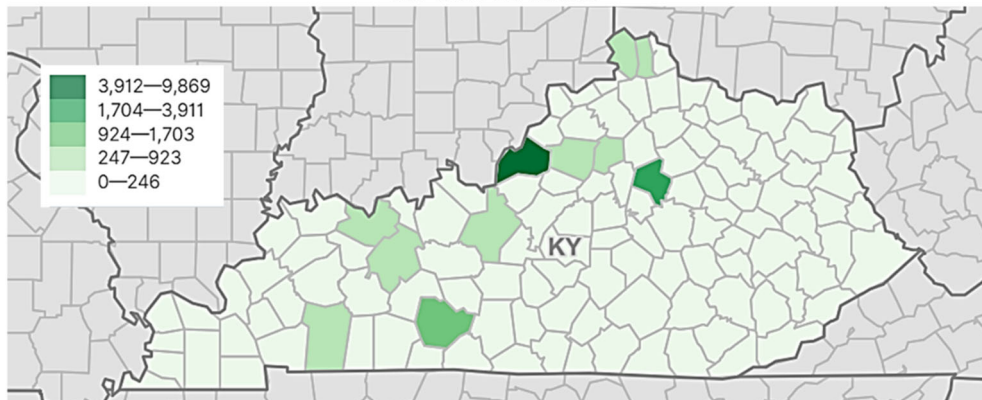


Kentucky: By The Numbers
<http://kybtn.ca.uky.edu>

The Kentucky: By The Numbers Program provides resources, training, and assistance in finding and using publicly available secondary data. Data, brief publications, and other resources are available at: <http://kybtn.ca.uky.edu>

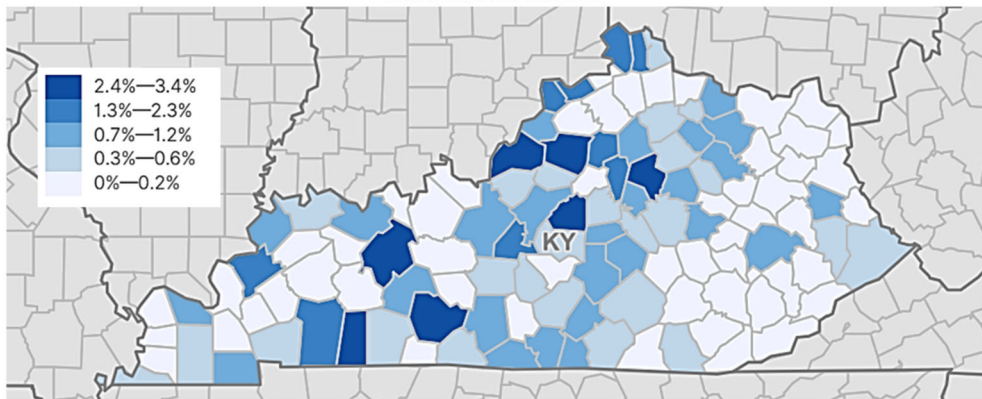
Number of Limited-English Speaking Households

2021 American Community Survey
2017-2021 5-Year Estimates



Percent of all Households that are Limited-English Speaking Households

2021 American Community Survey
2017-2021 5-Year Estimates



These data are from the Census Bureau's American Community Survey (ACS) Table S1602.

Data are available at <https://data.census.gov/cedsci/>

To directly access Table S1602 with these data from the 2021 ACS 5-year estimates, go to [https://data.census.gov/table?q=S1602&q=0400000US21,21\\$0500000&tid=ACSST5Y2021.S1602](https://data.census.gov/table?q=S1602&q=0400000US21,21$0500000&tid=ACSST5Y2021.S1602)

Kentucky: By The Numbers is an Extension program in the Department of Community and Leadership Development at the University of Kentucky. For more information contact your local Cooperative Extension office or Dr. Julie N. Zimmerman, Professor of Rural Sociology, Department of Community and Leadership Development, 500 Garrigus Building, University of Kentucky, Lexington, KY 40546-0215. email: jzimm@uky.edu. The entire series is online at <http://kybtn.ca.uky.edu>



Educational programs of Kentucky Cooperative Extension serve all people regardless of economic or social status and will not discriminate on the basis of race, color, ethnic origin, national origin, creed, religion, political belief, sex, sexual orientation, gender identity, gender expression, pregnancy, marital status, genetic information, age, veteran status, or physical or mental disability. UNIVERSITY OF KENTUCKY, KENTUCKY STATE UNIVERSITY, U.S. DEPARTMENT OF AGRICULTURE, AND KENTUCKY COUNTIES, COOPERATING

Limited English-Speaking Households

Ballard County



Kentucky: By The Numbers
<http://kybtn.ca.uky.edu>



Julie N. Zimmerman, Professor, Rural Sociology.
 February, 2023

According to the 2021 American Community Survey, between 2017 and 2021, there were 24,306 (+/- 1,238) limited English-speaking households in Kentucky.

Even though most households in the U.S. speak English at home, there are many who speak languages other than English. In addition, those who speak another language at home may have no difficulty with English, but there are those who do. The Census Bureau defines limited English-speaking households as a household in which no one 14 years old and over speaks only English or speaks a non-English language BUT speaks English “very well.” In other words, to count as a limited English-speaking household, **everyone 14 years old and over** in the household **must have at least some difficulty with English.**

For small counties with small populations, the margins of error can be quite large or confusing. The margin of error tells us how precise the estimate is by indicating the range within which the estimate most likely falls. For help in understanding the margin of error, see the brief Kentucky: By The Numbers publication “[And Now for the Grain of Salt.](#)”

The Kentucky: By The Numbers Program provides resources, training, and assistance in finding and using publicly available secondary data. Data, brief publications, and other resources are available at: <http://kybtn.ca.uky.edu>

	County	<i>Margin of Error</i>
Limited English-Speaking Households		
Number of Limited English-Speaking Households	0	(+/- 17)
Percent of all Households that are Limited-English Speaking Households	0%	(+/- 1.2)
Number of Limited English-Speaking Households speaking...		
Spanish	0	(+/- 17)
Other Indo-European languages (eg. languages of Europe, India, and Iran, etc.)	0	(+/- 17)
Asian and Pacific Island languages (eg. languages of Asia and the Pacific, etc.)	0	(+/- 17)
Other languages (eg. Native American, languages of Africa, indigenous languages of Latin America, etc.)	0	(+/- 17)
Number of all Households speaking...		
Spanish	27	(+/- 18)
Other Indo-European languages (eg. languages of Europe, India, and Iran, etc.)	10	(+/- 9)
Asian and Pacific Island languages (eg. languages of Asia and the Pacific, etc.)	48	(+/- 35)
Other languages (eg. Native American, languages of Africa, indigenous languages of Latin America, etc.)	8	(+/- 11)
Percent of all Households that are Limited-English Speaking Households speaking....		
Spanish	0.0%	(+/- 59.2)
Other Indo-European languages (eg. languages of Europe, India, and Iran, etc.)	0.0%	(+/- 97.3)
Asian and Pacific Island languages (eg. languages of Asia and the Pacific, etc.)	0.0%	(+/- 44.4)
Other languages (eg. Native American, languages of Africa, indigenous languages of Latin America, etc.)	0.0%	(+/- 100.0)

< Continued on back side >

< Continued from front side >

~ Diversity & Inclusion ~

Limited English-Speaking Households

Ballard County



<http://kybtn.ca.uky.edu>

Julie N. Zimmerman, Professor, Rural Sociology.

February, 2023

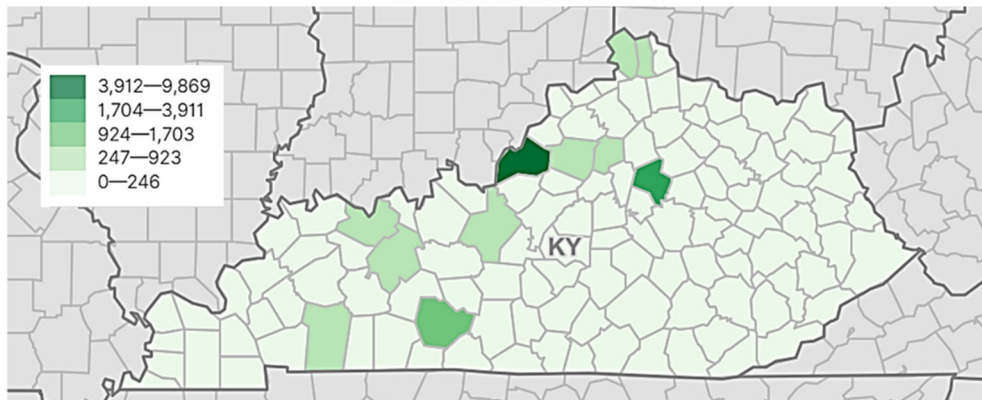


Kentucky: By The Numbers
<http://kybtn.ca.uky.edu>

The Kentucky: By The Numbers Program provides resources, training, and assistance in finding and using publicly available secondary data. Data, brief publications, and other resources are available at: <http://kybtn.ca.uky.edu>

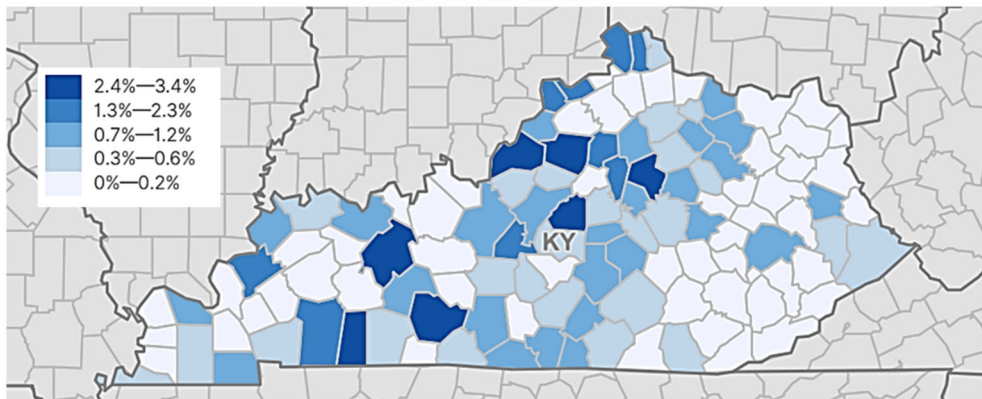
Number of Limited-English Speaking Households

2021 American Community Survey
2017-2021 5-Year Estimates



Percent of all Households that are Limited-English Speaking Households

2021 American Community Survey
2017-2021 5-Year Estimates



These data are from the Census Bureau's American Community Survey (ACS) Table S1602.

Data are available at <https://data.census.gov/cedsci/>

To directly access Table S1602 with these data from the 2021 ACS 5-year estimates, go to [https://data.census.gov/table?q=S1602&q=0400000US21,21\\$0500000&tid=ACSST5Y2021.S1602](https://data.census.gov/table?q=S1602&q=0400000US21,21$0500000&tid=ACSST5Y2021.S1602)

Kentucky: By The Numbers is an Extension program in the Department of Community and Leadership Development at the University of Kentucky. For more information contact your local Cooperative Extension office or Dr. Julie N. Zimmerman, Professor of Rural Sociology, Department of Community and Leadership Development, 500 Garrigus Building, University of Kentucky, Lexington, KY 40546-0215. email: jzimm@uky.edu. The entire series is online at <http://kybtn.ca.uky.edu>



Educational programs of Kentucky Cooperative Extension serve all people regardless of economic or social status and will not discriminate on the basis of race, color, ethnic origin, national origin, creed, religion, political belief, sex, sexual orientation, gender identity, gender expression, pregnancy, marital status, genetic information, age, veteran status, or physical or mental disability. UNIVERSITY OF KENTUCKY, KENTUCKY STATE UNIVERSITY, U.S. DEPARTMENT OF AGRICULTURE, AND KENTUCKY COUNTIES, COOPERATING

Limited English-Speaking Households

Barren County



Kentucky: By The Numbers
<http://kybtn.ca.uky.edu>



Julie N. Zimmerman, Professor, Rural Sociology.
 February, 2023

<http://kybtn.ca.uky.edu>

According to the 2021 American Community Survey, between 2017 and 2021, there were 24,306 (+/- 1,238) limited English-speaking households in Kentucky.

Even though most households in the U.S. speak English at home, there are many who speak languages other than English. In addition, those who speak another language at home may have no difficulty with English, but there are those who do. The Census Bureau defines limited English-speaking households as a household in which no one 14 years old and over speaks only English or speaks a non-English language BUT speaks English “very well.” In other words, to count as a limited English-speaking household, **everyone 14 years old and over** in the household **must have at least some difficulty with English.**

For small counties with small populations, the margins of error can be quite large or confusing. The margin of error tells us how precise the estimate is by indicating the range within which the estimate most likely falls. For help in understanding the margin of error, see the brief Kentucky: By The Numbers publication “[And Now for the Grain of Salt.](#)”

The Kentucky: By The Numbers Program provides resources, training, and assistance in finding and using publicly available secondary data. Data, brief publications, and other resources are available at: <http://kybtn.ca.uky.edu>

	County	<i>Margin of Error</i>
Limited English-Speaking Households		
Number of Limited English-Speaking Households	128	<i>(+/- 106)</i>
Percent of all Households that are Limited-English Speaking Households	0.7%	<i>(+/- 0.6)</i>
Number of Limited English-Speaking Households speaking...		
Spanish	119	<i>(+/- 106)</i>
Other Indo-European languages (eg. languages of Europe, India, and Iran, etc.)	9	<i>(+/- 15)</i>
Asian and Pacific Island languages (eg. languages of Asia and the Pacific, etc.)	0	<i>(+/- 26)</i>
Other languages (eg. Native American, languages of Africa, indigenous languages of Latin America, etc.)	0	<i>(+/- 26)</i>
Number of all Households speaking...		
Spanish	461	<i>(+/- 142)</i>
Other Indo-European languages (eg. languages of Europe, India, and Iran, etc.)	138	<i>(+/- 60)</i>
Asian and Pacific Island languages (eg. languages of Asia and the Pacific, etc.)	52	<i>(+/- 41)</i>
Other languages (eg. Native American, languages of Africa, indigenous languages of Latin America, etc.)	0	<i>(+/- 26)</i>
Percent of all Households that are Limited-English Speaking Households speaking....		
Spanish	25.8%	<i>(+/- 23.9)</i>
Other Indo-European languages (eg. languages of Europe, India, and Iran, etc.)	6.5%	<i>(+/- 11.5)</i>
Asian and Pacific Island languages (eg. languages of Asia and the Pacific, etc.)	0.0%	<i>(+/- 42.7)</i>
Other languages (eg. Native American, languages of Africa, indigenous languages of Latin America, etc.)	n/a	<i>(+/- n/a)</i>

< Continued on back side >

< Continued from front side >

~ Diversity & Inclusion ~

Limited English-Speaking Households

Barren County



<http://kybtn.ca.uky.edu>

Julie N. Zimmerman, Professor, Rural Sociology.

February, 2023

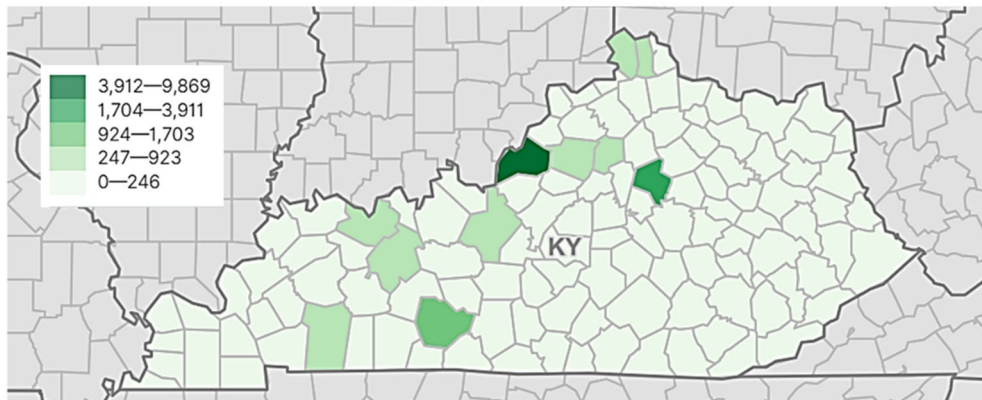


Kentucky: By The Numbers
<http://kybtn.ca.uky.edu>

The Kentucky: By The Numbers Program provides resources, training, and assistance in finding and using publicly available secondary data. Data, brief publications, and other resources are available at: <http://kybtn.ca.uky.edu>

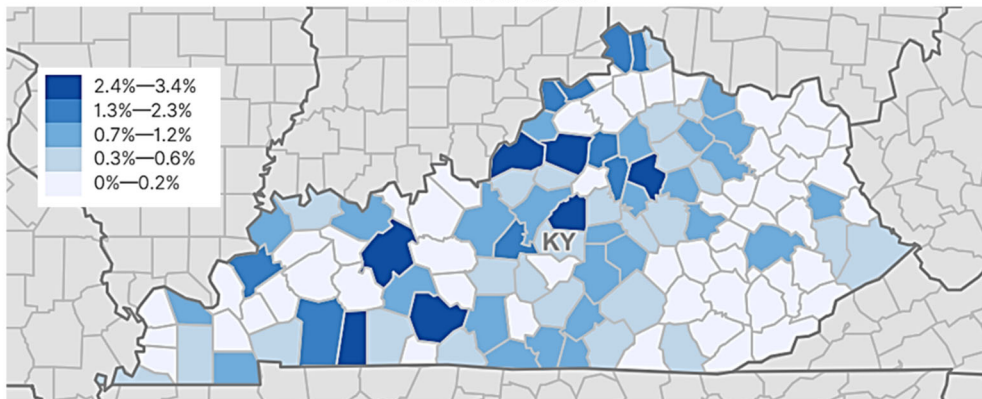
Number of Limited-English Speaking Households

2021 American Community Survey
2017-2021 5-Year Estimates



Percent of all Households that are Limited-English Speaking Households

2021 American Community Survey
2017-2021 5-Year Estimates



These data are from the Census Bureau's American Community Survey (ACS) Table S1602.

Data are available at <https://data.census.gov/cedsci/>

To directly access Table S1602 with these data from the 2021 ACS 5-year estimates, go to [https://data.census.gov/table?q=S1602&q=0400000US21,21\\$0500000&tid=ACSST5Y2021.S1602](https://data.census.gov/table?q=S1602&q=0400000US21,21$0500000&tid=ACSST5Y2021.S1602)

Kentucky: By The Numbers is an Extension program in the Department of Community and Leadership Development at the University of Kentucky. For more information contact your local Cooperative Extension office or Dr. Julie N. Zimmerman, Professor of Rural Sociology, Department of Community and Leadership Development, 500 Garrigus Building, University of Kentucky, Lexington, KY 40546-0215. email: jzimm@uky.edu. The entire series is online at <http://kybtn.ca.uky.edu>



Educational programs of Kentucky Cooperative Extension serve all people regardless of economic or social status and will not discriminate on the basis of race, color, ethnic origin, national origin, creed, religion, political belief, sex, sexual orientation, gender identity, gender expression, pregnancy, marital status, genetic information, age, veteran status, or physical or mental disability. UNIVERSITY OF KENTUCKY, KENTUCKY STATE UNIVERSITY, U.S. DEPARTMENT OF AGRICULTURE, AND KENTUCKY COUNTIES, COOPERATING

Limited English-Speaking Households

Bath County



Kentucky: By The Numbers
<http://kybtn.ca.uky.edu>



Julie N. Zimmerman, Professor, Rural Sociology.
 February, 2023

According to the 2021 American Community Survey, between 2017 and 2021, there were 24,306 (+/- 1,238) limited English-speaking households in Kentucky.

Even though most households in the U.S. speak English at home, there are many who speak languages other than English. In addition, those who speak another language at home may have no difficulty with English, but there are those who do. The Census Bureau defines limited English-speaking households as a household in which no one 14 years old and over speaks only English or speaks a non-English language BUT speaks English “very well.” In other words, to count as a limited English-speaking household, **everyone 14 years old and over** in the household **must have at least some difficulty with English.**

For small counties with small populations, the margins of error can be quite large or confusing. The margin of error tells us how precise the estimate is by indicating the range within which the estimate most likely falls. For help in understanding the margin of error, see the brief Kentucky: By The Numbers publication “[And Now for the Grain of Salt.](#)”

The Kentucky: By The Numbers Program provides resources, training, and assistance in finding and using publicly available secondary data. Data, brief publications, and other resources are available at: <http://kybtn.ca.uky.edu>

	County	<i>Margin of Error</i>
Limited English-Speaking Households		
Number of Limited English-Speaking Households	49	<i>(+/- 44)</i>
Percent of all Households that are Limited-English Speaking Households	1%	<i>(+/- 0.9)</i>
Number of Limited English-Speaking Households speaking...		
Spanish	0	<i>(+/- 19)</i>
Other Indo-European languages (eg. languages of Europe, India, and Iran, etc.)	49	<i>(+/- 44)</i>
Asian and Pacific Island languages (eg. languages of Asia and the Pacific, etc.)	0	<i>(+/- 19)</i>
Other languages (eg. Native American, languages of Africa, indigenous languages of Latin America, etc.)	0	<i>(+/- 19)</i>
Number of all Households speaking...		
Spanish	52	<i>(+/- 34)</i>
Other Indo-European languages (eg. languages of Europe, India, and Iran, etc.)	79	<i>(+/- 56)</i>
Asian and Pacific Island languages (eg. languages of Asia and the Pacific, etc.)	9	<i>(+/- 12)</i>
Other languages (eg. Native American, languages of Africa, indigenous languages of Latin America, etc.)	6	<i>(+/- 8)</i>
Percent of all Households that are Limited-English Speaking Households speaking....		
Spanish	0.0%	<i>(+/- 42.7)</i>
Other Indo-European languages (eg. languages of Europe, India, and Iran, etc.)	62.0%	<i>(+/- 30.4)</i>
Asian and Pacific Island languages (eg. languages of Asia and the Pacific, etc.)	0.0%	<i>(+/- 100.0)</i>
Other languages (eg. Native American, languages of Africa, indigenous languages of Latin America, etc.)	0.0%	<i>(+/- 100.0)</i>

< Continued on back side >

< Continued from front side >

~ Diversity & Inclusion ~

Limited English-Speaking Households

Bath County



<http://kybta.ca.uky.edu>

Julie N. Zimmerman, Professor, Rural Sociology.

February, 2023

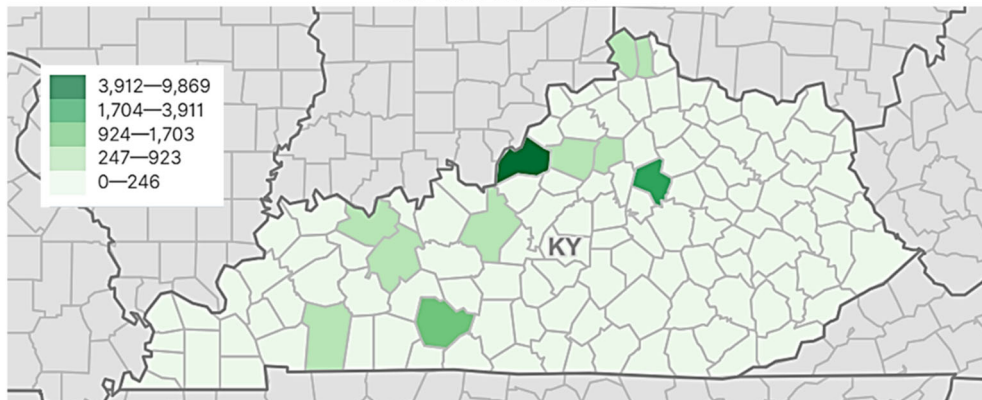


Kentucky: By The Numbers
<http://kybta.ca.uky.edu>

The Kentucky: By The Numbers Program provides resources, training, and assistance in finding and using publicly available secondary data. Data, brief publications, and other resources are available at: <http://kybta.ca.uky.edu>

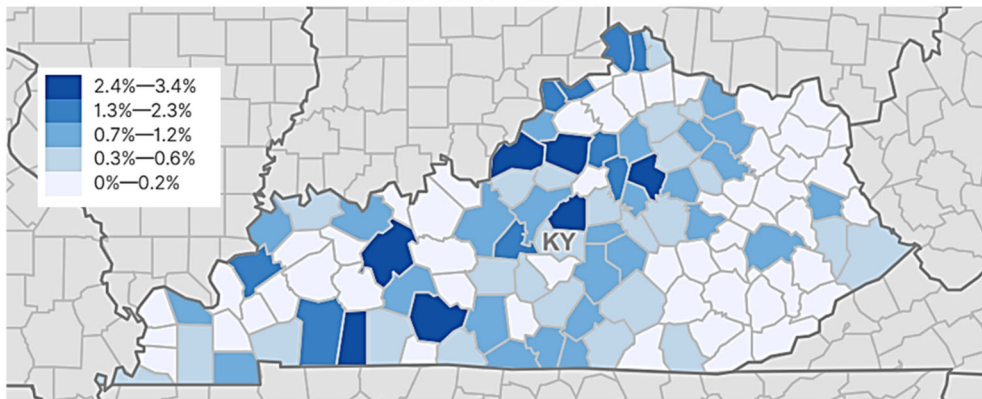
Number of Limited-English Speaking Households

2021 American Community Survey
2017-2021 5-Year Estimates



Percent of all Households that are Limited-English Speaking Households

2021 American Community Survey
2017-2021 5-Year Estimates



These data are from the Census Bureau's American Community Survey (ACS) Table S1602.

Data are available at <https://data.census.gov/cedsci/>

To directly access Table S1602 with these data from the 2021 ACS 5-year estimates, go to [https://data.census.gov/table?q=S1602&q=0400000US21,21\\$0500000&tid=ACSST5Y2021.S1602](https://data.census.gov/table?q=S1602&q=0400000US21,21$0500000&tid=ACSST5Y2021.S1602)

Kentucky: By The Numbers is an Extension program in the Department of Community and Leadership Development at the University of Kentucky. For more information contact your local Cooperative Extension office or Dr. Julie N. Zimmerman, Professor of Rural Sociology, Department of Community and Leadership Development, 500 Garrigus Building, University of Kentucky, Lexington, KY 40546-0215. email: jzimm@uky.edu. The entire series is online at <http://kybta.ca.uky.edu>



Educational programs of Kentucky Cooperative Extension serve all people regardless of economic or social status and will not discriminate on the basis of race, color, ethnic origin, national origin, creed, religion, political belief, sex, sexual orientation, gender identity, gender expression, pregnancy, marital status, genetic information, age, veteran status, or physical or mental disability. UNIVERSITY OF KENTUCKY, KENTUCKY STATE UNIVERSITY, U.S. DEPARTMENT OF AGRICULTURE, AND KENTUCKY COUNTIES, COOPERATING

Limited English-Speaking Households

Bell County



<http://kybtn.ca.uky.edu>

Julie N. Zimmerman, Professor, Rural Sociology.
February, 2023

Kentucky: By The Numbers
<http://kybtn.ca.uky.edu>

According to the 2021 American Community Survey, between 2017 and 2021, there were 24,306 (+/- 1,238) limited English-speaking households in Kentucky.

Even though most households in the U.S. speak English at home, there are many who speak languages other than English. In addition, those who speak another language at home may have no difficulty with English, but there are those who do. The Census Bureau defines limited English-speaking households as a household in which no one 14 years old and over speaks only English or speaks a non-English language BUT speaks English “very well.” In other words, to count as a limited English-speaking household, **everyone 14 years old and over** in the household **must have at least some difficulty with English.**

For small counties with small populations, the margins of error can be quite large or confusing. The margin of error tells us how precise the estimate is by indicating the range within which the estimate most likely falls. For help in understanding the margin of error, see the brief Kentucky: By The Numbers publication “[And Now for the Grain of Salt.](#)”

The Kentucky: By The Numbers Program provides resources, training, and assistance in finding and using publicly available secondary data. Data, brief publications, and other resources are available at: <http://kybtn.ca.uky.edu>

	County	<i>Margin of Error</i>
Limited English-Speaking Households		
Number of Limited English-Speaking Households	3	(+/- 7)
Percent of all Households that are Limited-English Speaking Households	0%	(+/- 0.1)
Number of Limited English-Speaking Households speaking...		
Spanish	3	(+/- 7)
Other Indo-European languages (eg. languages of Europe, India, and Iran, etc.)	0	(+/- 23)
Asian and Pacific Island languages (eg. languages of Asia and the Pacific, etc.)	0	(+/- 23)
Other languages (eg. Native American, languages of Africa, indigenous languages of Latin America, etc.)	0	(+/- 23)
Number of all Households speaking...		
Spanish	17	(+/- 21)
Other Indo-European languages (eg. languages of Europe, India, and Iran, etc.)	13	(+/- 21)
Asian and Pacific Island languages (eg. languages of Asia and the Pacific, etc.)	0	(+/- 23)
Other languages (eg. Native American, languages of Africa, indigenous languages of Latin America, etc.)	0	(+/- 23)
Percent of all Households that are Limited-English Speaking Households speaking....		
Spanish	17.6%	(+/- 35.8)
Other Indo-European languages (eg. languages of Europe, India, and Iran, etc.)	0.0%	(+/- 85.4)
Asian and Pacific Island languages (eg. languages of Asia and the Pacific, etc.)	n/a	(+/- n/a)
Other languages (eg. Native American, languages of Africa, indigenous languages of Latin America, etc.)	n/a	(+/- n/a)

< Continued on back side >

< Continued from front side >

~ Diversity & Inclusion ~

Limited English-Speaking Households

Bell County



<http://kybtn.ca.uky.edu>

Julie N. Zimmerman, Professor, Rural Sociology.

February, 2023

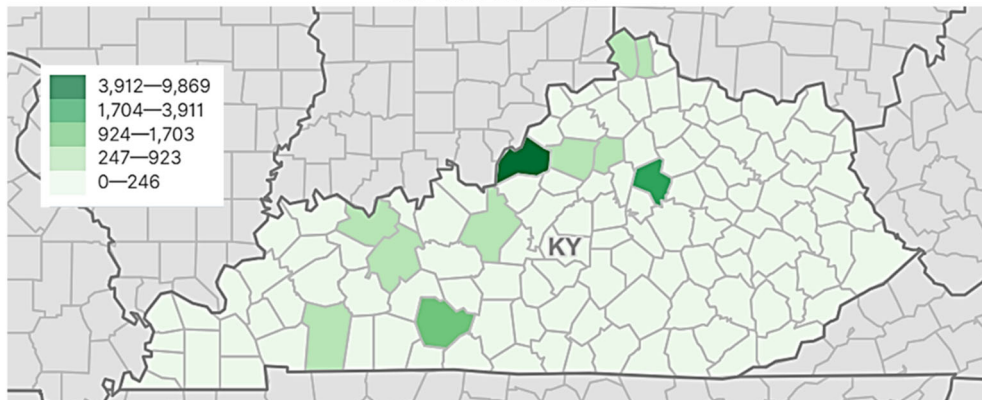


Kentucky: By The Numbers
<http://kybtn.ca.uky.edu>

The Kentucky: By The Numbers Program provides resources, training, and assistance in finding and using publicly available secondary data. Data, brief publications, and other resources are available at: <http://kybtn.ca.uky.edu>

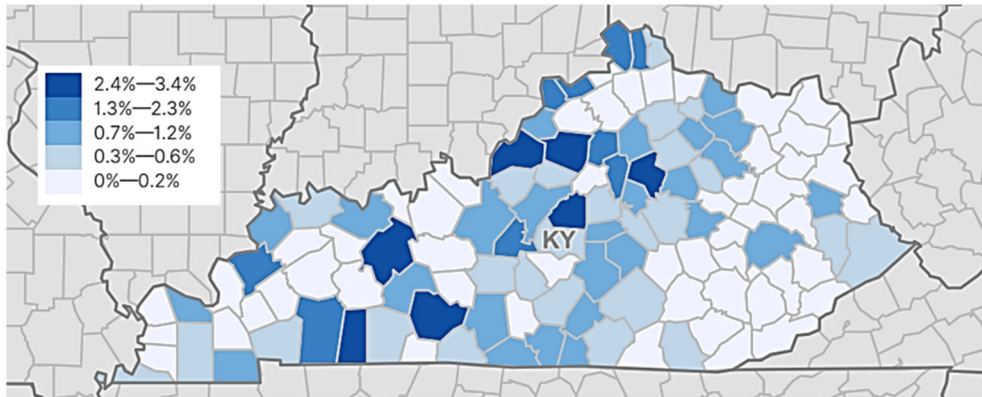
Number of Limited-English Speaking Households

2021 American Community Survey
2017-2021 5-Year Estimates



Percent of all Households that are Limited-English Speaking Households

2021 American Community Survey
2017-2021 5-Year Estimates



These data are from the Census Bureau's American Community Survey (ACS) Table S1602.

Data are available at <https://data.census.gov/cedsci/>

To directly access Table S1602 with these data from the 2021 ACS 5-year estimates, go to [https://data.census.gov/table?q=S1602&q=0400000US21,21\\$0500000&tid=ACSST5Y2021.S1602](https://data.census.gov/table?q=S1602&q=0400000US21,21$0500000&tid=ACSST5Y2021.S1602)

Kentucky: By The Numbers is an Extension program in the Department of Community and Leadership Development at the University of Kentucky. For more information contact your local Cooperative Extension office or Dr. Julie N. Zimmerman, Professor of Rural Sociology, Department of Community and Leadership Development, 500 Garrigus Building, University of Kentucky, Lexington, KY 40546-0215. email: jzimm@uky.edu. The entire series is online at <http://kybtn.ca.uky.edu>



University of Kentucky
College of Agriculture,
Food and Environment
Cooperative Extension Service

Educational programs of Kentucky Cooperative Extension serve all people regardless of economic or social status and will not discriminate on the basis of race, color, ethnic origin, national origin, creed, religion, political belief, sex, sexual orientation, gender identity, gender expression, pregnancy, marital status, genetic information, age, veteran status, or physical or mental disability. UNIVERSITY OF KENTUCKY, KENTUCKY STATE UNIVERSITY, U.S. DEPARTMENT OF AGRICULTURE, AND KENTUCKY COUNTIES, COOPERATING

Limited English-Speaking Households

Boone County



Kentucky: By The Numbers
<http://kybtn.ca.uky.edu>



Julie N. Zimmerman, Professor, Rural Sociology.
 February, 2023

According to the 2021 American Community Survey, between 2017 and 2021, there were 24,306 (+/- 1,238) limited English-speaking households in Kentucky.

Even though most households in the U.S. speak English at home, there are many who speak languages other than English. In addition, those who speak another language at home may have no difficulty with English, but there are those who do. The Census Bureau defines limited English-speaking households as a household in which no one 14 years old and over speaks only English or speaks a non-English language BUT speaks English “very well.” In other words, to count as a limited English-speaking household, **everyone 14 years old and over** in the household **must have at least some difficulty with English.**

For small counties with small populations, the margins of error can be quite large or confusing. The margin of error tells us how precise the estimate is by indicating the range within which the estimate most likely falls. For help in understanding the margin of error, see the brief Kentucky: By The Numbers publication “[And Now for the Grain of Salt.](#)”

The Kentucky: By The Numbers Program provides resources, training, and assistance in finding and using publicly available secondary data. Data, brief publications, and other resources are available at: <http://kybtn.ca.uky.edu>

	County	<i>Margin of Error</i>
Limited English-Speaking Households		
Number of Limited English-Speaking Households	866	(+/- 224)
Percent of all Households that are Limited-English Speaking Households	1.8%	(+/- 0.5)
Number of Limited English-Speaking Households speaking...		
Spanish	387	(+/- 135)
Other Indo-European languages (eg. languages of Europe, India, and Iran, etc.)	312	(+/- 199)
Asian and Pacific Island languages (eg. languages of Asia and the Pacific, etc.)	167	(+/- 101)
Other languages (eg. Native American, languages of Africa, indigenous languages of Latin America, etc.)	0	(+/- 29)
Number of all Households speaking...		
Spanish	1,834	(+/- 254)
Other Indo-European languages (eg. languages of Europe, India, and Iran, etc.)	1,433	(+/- 305)
Asian and Pacific Island languages (eg. languages of Asia and the Pacific, etc.)	697	(+/- 154)
Other languages (eg. Native American, languages of Africa, indigenous languages of Latin America, etc.)	382	(+/- 196)
Percent of all Households that are Limited-English Speaking Households speaking....		
Spanish	21.1%	(+/- 7.3)
Other Indo-European languages (eg. languages of Europe, India, and Iran, etc.)	21.8%	(+/- 12.3)
Asian and Pacific Island languages (eg. languages of Asia and the Pacific, etc.)	24.0%	(+/- 12.6)
Other languages (eg. Native American, languages of Africa, indigenous languages of Latin America, etc.)	0.0%	(+/- 8.7)

< Continued on back side >

< Continued from front side >

~ Diversity & Inclusion ~

Limited English-Speaking Households

Boone County



<http://kybtn.ca.uky.edu>

Julie N. Zimmerman, Professor, Rural Sociology.

February, 2023

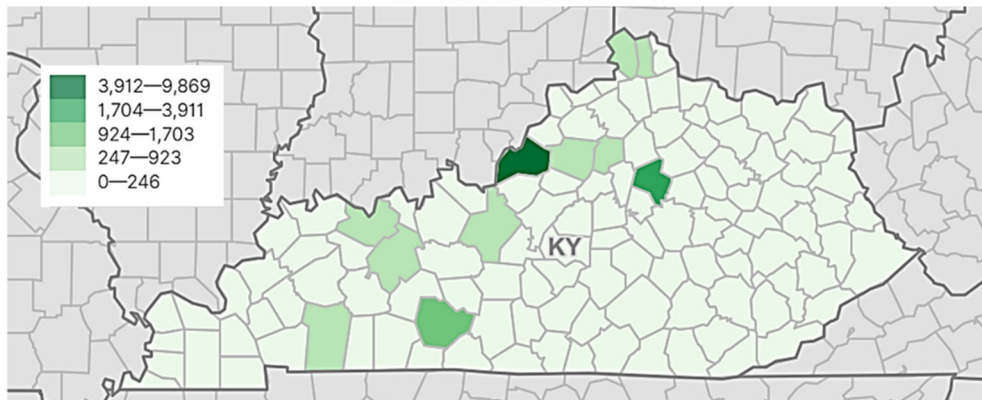


Kentucky: By The Numbers
<http://kybtn.ca.uky.edu>

The Kentucky: By The Numbers Program provides resources, training, and assistance in finding and using publicly available secondary data. Data, brief publications, and other resources are available at: <http://kybtn.ca.uky.edu>

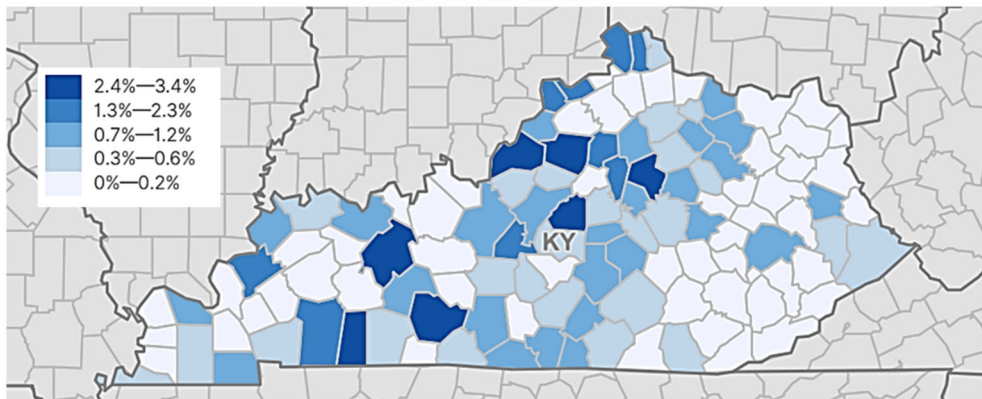
Number of Limited-English Speaking Households

2021 American Community Survey
2017-2021 5-Year Estimates



Percent of all Households that are Limited-English Speaking Households

2021 American Community Survey
2017-2021 5-Year Estimates



These data are from the Census Bureau's American Community Survey (ACS) Table S1602.

Data are available at <https://data.census.gov/cedsci/>

To directly access Table S1602 with these data from the 2021 ACS 5-year estimates, go to [https://data.census.gov/table?q=S1602&q=0400000US21,21\\$0500000&tid=ACSST5Y2021.S1602](https://data.census.gov/table?q=S1602&q=0400000US21,21$0500000&tid=ACSST5Y2021.S1602)

Kentucky: By The Numbers is an Extension program in the Department of Community and Leadership Development at the University of Kentucky. For more information contact your local Cooperative Extension office or Dr. Julie N. Zimmerman, Professor of Rural Sociology, Department of Community and Leadership Development, 500 Garrigus Building, University of Kentucky, Lexington, KY 40546-0215. email: jzimm@uky.edu. The entire series is online at <http://kybtn.ca.uky.edu>



Educational programs of Kentucky Cooperative Extension serve all people regardless of economic or social status and will not discriminate on the basis of race, color, ethnic origin, national origin, creed, religion, political belief, sex, sexual orientation, gender identity, gender expression, pregnancy, marital status, genetic information, age, veteran status, or physical or mental disability. UNIVERSITY OF KENTUCKY, KENTUCKY STATE UNIVERSITY, U.S. DEPARTMENT OF AGRICULTURE, AND KENTUCKY COUNTIES, COOPERATING

Limited English-Speaking Households

Bourbon County



Kentucky: By The Numbers
<http://kybtn.ca.uky.edu>



Julie N. Zimmerman. Professor, Rural Sociology.
 February, 2023

According to the 2021 American Community Survey, between 2017 and 2021, there were 24,306 (+/- 1,238) limited English-speaking households in Kentucky.

Even though most households in the U.S. speak English at home, there are many who speak languages other than English. In addition, those who speak another language at home may have no difficulty with English, but there are those who do. The Census Bureau defines limited English-speaking households as a household in which no one 14 years old and over speaks only English or speaks a non-English language BUT speaks English “very well.” In other words, to count as a limited English-speaking household, **everyone 14 years old and over** in the household **must have at least some difficulty with English.**

For small counties with small populations, the margins of error can be quite large or confusing. The margin of error tells us how precise the estimate is by indicating the range within which the estimate most likely falls. For help in understanding the margin of error, see the brief Kentucky: By The Numbers publication “[And Now for the Grain of Salt.](#)”

The Kentucky: By The Numbers Program provides resources, training, and assistance in finding and using publicly available secondary data. Data, brief publications, and other resources are available at: <http://kybtn.ca.uky.edu>

	County	<i>Margin of Error</i>
Limited English-Speaking Households		
Number of Limited English-Speaking Households	40	(+/- 35)
Percent of all Households that are Limited-English Speaking Households	0.5%	(+/- 0.4)
Number of Limited English-Speaking Households speaking...		
Spanish	31	(+/- 31)
Other Indo-European languages (eg. languages of Europe, India, and Iran, etc.)	9	(+/- 14)
Asian and Pacific Island languages (eg. languages of Asia and the Pacific, etc.)	0	(+/- 23)
Other languages (eg. Native American, languages of Africa, indigenous languages of Latin America, etc.)	0	(+/- 23)
Number of all Households speaking...		
Spanish	354	(+/- 92)
Other Indo-European languages (eg. languages of Europe, India, and Iran, etc.)	124	(+/- 73)
Asian and Pacific Island languages (eg. languages of Asia and the Pacific, etc.)	17	(+/- 19)
Other languages (eg. Native American, languages of Africa, indigenous languages of Latin America, etc.)	0	(+/- 23)
Percent of all Households that are Limited-English Speaking Households speaking....		
Spanish	8.8%	(+/- 9.5)
Other Indo-European languages (eg. languages of Europe, India, and Iran, etc.)	7.3%	(+/- 13.0)
Asian and Pacific Island languages (eg. languages of Asia and the Pacific, etc.)	0.0%	(+/- 74.6)
Other languages (eg. Native American, languages of Africa, indigenous languages of Latin America, etc.)	n/a	(+/- n/a)

< Continued on back side >

< Continued from front side >

~ Diversity & Inclusion ~

Limited English-Speaking Households

Bourbon County



<http://kybtn.ca.uky.edu>

Julie N. Zimmerman, Professor, Rural Sociology.

February, 2023

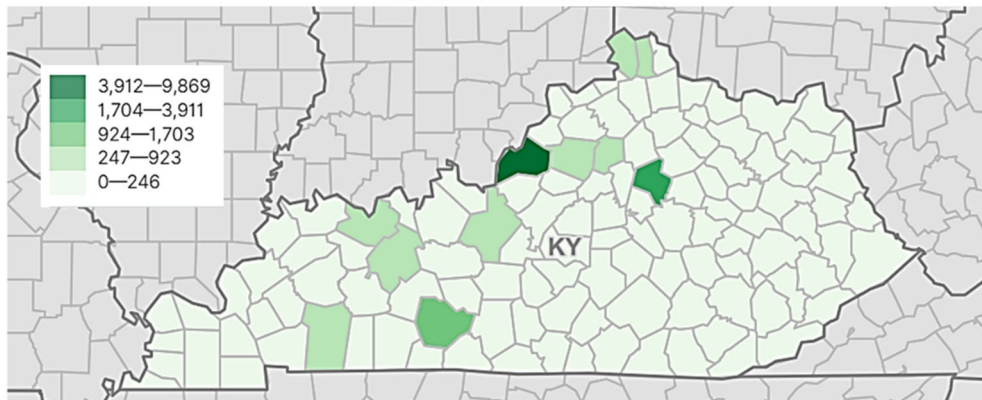


Kentucky: By The Numbers
<http://kybtn.ca.uky.edu>

The Kentucky: By The Numbers Program provides resources, training, and assistance in finding and using publicly available secondary data. Data, brief publications, and other resources are available at: <http://kybtn.ca.uky.edu>

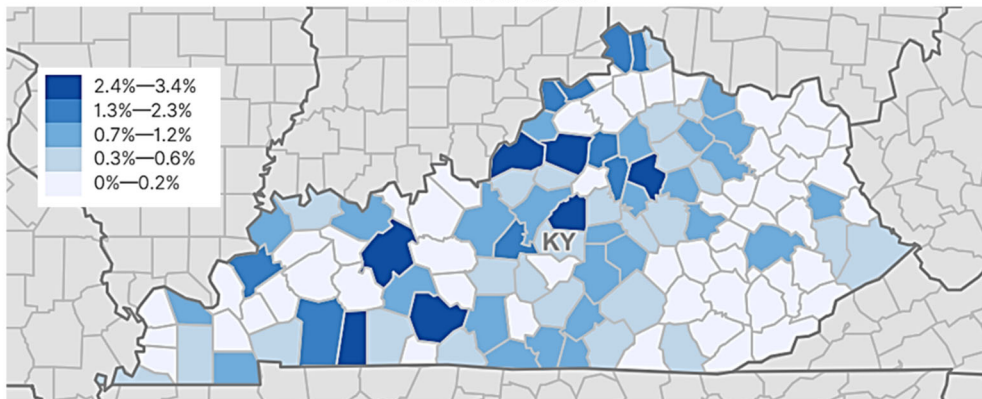
Number of Limited-English Speaking Households

2021 American Community Survey
2017-2021 5-Year Estimates



Percent of all Households that are Limited-English Speaking Households

2021 American Community Survey
2017-2021 5-Year Estimates



These data are from the Census Bureau's American Community Survey (ACS) Table S1602.

Data are available at <https://data.census.gov/cedsci/>

To directly access Table S1602 with these data from the 2021 ACS 5-year estimates, go to [https://data.census.gov/table?q=S1602&q=0400000US21,21\\$0500000&tid=ACSST5Y2021.S1602](https://data.census.gov/table?q=S1602&q=0400000US21,21$0500000&tid=ACSST5Y2021.S1602)

Kentucky: By The Numbers is an Extension program in the Department of Community and Leadership Development at the University of Kentucky. For more information contact your local Cooperative Extension office or Dr. Julie N. Zimmerman, Professor of Rural Sociology, Department of Community and Leadership Development, 500 Garrigus Building, University of Kentucky, Lexington, KY 40546-0215. email: jzimm@uky.edu. The entire series is online at <http://kybtn.ca.uky.edu>



Educational programs of Kentucky Cooperative Extension serve all people regardless of economic or social status and will not discriminate on the basis of race, color, ethnic origin, national origin, creed, religion, political belief, sex, sexual orientation, gender identity, gender expression, pregnancy, marital status, genetic information, age, veteran status, or physical or mental disability. UNIVERSITY OF KENTUCKY, KENTUCKY STATE UNIVERSITY, U.S. DEPARTMENT OF AGRICULTURE, AND KENTUCKY COUNTIES, COOPERATING

Limited English-Speaking Households

Boyd County



<http://kybtn.ca.uky.edu>

Julie N. Zimmerman, Professor, Rural Sociology.
February, 2023

Kentucky: By The Numbers
<http://kybtn.ca.uky.edu>

According to the 2021 American Community Survey, between 2017 and 2021, there were 24,306 (+/- 1,238) limited English-speaking households in Kentucky.

Even though most households in the U.S. speak English at home, there are many who speak languages other than English. In addition, those who speak another language at home may have no difficulty with English, but there are those who do. The Census Bureau defines limited English-speaking households as a household in which no one 14 years old and over speaks only English or speaks a non-English language BUT speaks English “very well.” In other words, to count as a limited English-speaking household, **everyone 14 years old and over** in the household **must have at least some difficulty with English.**

For small counties with small populations, the margins of error can be quite large or confusing. The margin of error tells us how precise the estimate is by indicating the range within which the estimate most likely falls. For help in understanding the margin of error, see the brief Kentucky: By The Numbers publication “[And Now for the Grain of Salt.](#)”

The Kentucky: By The Numbers Program provides resources, training, and assistance in finding and using publicly available secondary data. Data, brief publications, and other resources are available at: <http://kybtn.ca.uky.edu>

	County	<i>Margin of Error</i>
Limited English-Speaking Households		
Number of Limited English-Speaking Households	13	(+/- 13)
Percent of all Households that are Limited-English Speaking Households	0.1%	(+/- 0.1)
Number of Limited English-Speaking Households speaking...		
Spanish	0	(+/- 26)
Other Indo-European languages (eg. languages of Europe, India, and Iran, etc.)	0	(+/- 26)
Asian and Pacific Island languages (eg. languages of Asia and the Pacific, etc.)	13	(+/- 13)
Other languages (eg. Native American, languages of Africa, indigenous languages of Latin America, etc.)	0	(+/- 26)
Number of all Households speaking...		
Spanish	266	(+/- 97)
Other Indo-European languages (eg. languages of Europe, India, and Iran, etc.)	119	(+/- 92)
Asian and Pacific Island languages (eg. languages of Asia and the Pacific, etc.)	84	(+/- 56)
Other languages (eg. Native American, languages of Africa, indigenous languages of Latin America, etc.)	18	(+/- 26)
Percent of all Households that are Limited-English Speaking Households speaking....		
Spanish	0.0%	(+/- 12.3)
Other Indo-European languages (eg. languages of Europe, India, and Iran, etc.)	0.0%	(+/- 25.1)
Asian and Pacific Island languages (eg. languages of Asia and the Pacific, etc.)	15.5%	(+/- 22.3)
Other languages (eg. Native American, languages of Africa, indigenous languages of Latin America, etc.)	0.0%	(+/- 72.5)

< Continued on back side >

< Continued from front side >

~ Diversity & Inclusion ~

Limited English-Speaking Households

Boyd County



<http://kybtn.ca.uky.edu>

Julie N. Zimmerman, Professor, Rural Sociology.
February, 2023

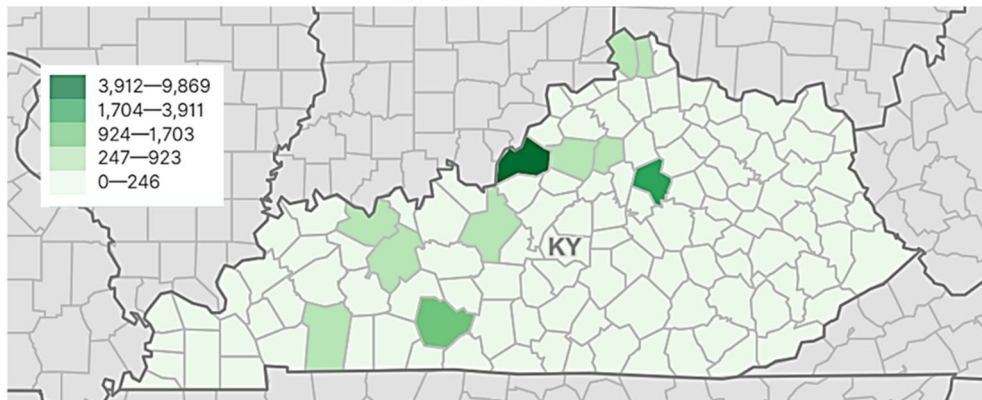


Kentucky: By The Numbers
<http://kybtn.ca.uky.edu>

The Kentucky: By The Numbers Program provides resources, training, and assistance in finding and using publicly available secondary data. Data, brief publications, and other resources are available at: <http://kybtn.ca.uky.edu>

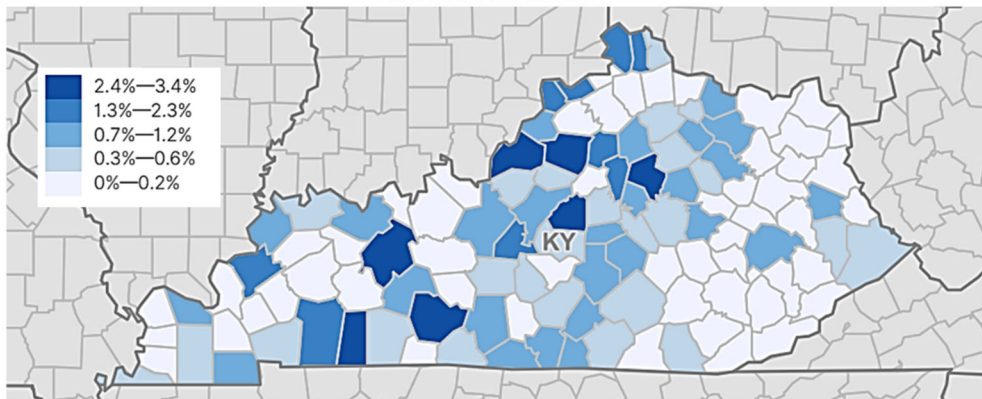
Number of Limited-English Speaking Households

2021 American Community Survey
2017-2021 5-Year Estimates



Percent of all Households that are Limited-English Speaking Households

2021 American Community Survey
2017-2021 5-Year Estimates



These data are from the Census Bureau's American Community Survey (ACS) Table S1602.

Data are available at <https://data.census.gov/cedsci/>

To directly access Table S1602 with these data from the 2021 ACS 5-year estimates, go to [https://data.census.gov/table?q=S1602&q=0400000US21,21\\$0500000&tid=ACSST5Y2021.S1602](https://data.census.gov/table?q=S1602&q=0400000US21,21$0500000&tid=ACSST5Y2021.S1602)

Kentucky: By The Numbers is an Extension program in the Department of Community and Leadership Development at the University of Kentucky. For more information contact your local Cooperative Extension office or Dr. Julie N. Zimmerman, Professor of Rural Sociology, Department of Community and Leadership Development, 500 Garrigus Building, University of Kentucky, Lexington, KY 40546-0215. email: jzimm@uky.edu. The entire series is online at <http://kybtn.ca.uky.edu>



Educational programs of Kentucky Cooperative Extension serve all people regardless of economic or social status and will not discriminate on the basis of race, color, ethnic origin, national origin, creed, religion, political belief, sex, sexual orientation, gender identity, gender expression, pregnancy, marital status, genetic information, age, veteran status, or physical or mental disability. UNIVERSITY OF KENTUCKY, KENTUCKY STATE UNIVERSITY, U.S. DEPARTMENT OF AGRICULTURE, AND KENTUCKY COUNTIES, COOPERATING