



Grandparents Living with Grandchildren Grant County



Kentucky: By The Numbers
<http://kybtn.ca.uky.edu>

Julie N. Zimmerman, Professor, Rural Sociology
Amy Kostelic, Associate Professor, Adult Development and Aging.
August, 2024

Nationally, 3.7% of households have a grandparent who is living with their grandchildren (called coresident). For some grandparents, living with their grandchildren means also being responsible for them. According to the 2022 American Community Survey (ACS) 5-year estimates, between 2017 and 2022 in Kentucky there were an estimated 51,247 (+/- 2,009) grandparents who both lived with and had responsibility for their grandchildren. Of these, around two thirds were women and about one quarter had an income that was below poverty.

For more on grandparents living with their grandchildren, see the Census Bureau's resources at:

<https://www.census.gov/library/publications/2024/demo/p20-588.html>

For help in understanding the margin of error (the number in parentheses), see "And Now for the Grain of Salt: Margins of Error and the American Community Survey" at <https://kybtn.ca.uky.edu/content/publications>

The Kentucky: By the Numbers provides resources and access to county data to support local decision making. The entire series is available at <http://kybtn.ca.uky.edu>.

	County	
	2017-2022 5-year Estimate	Margin of Error (MOE)
Number of grandparents living with own grandchildren under 18 years	682	(+/- 235)
Grandparents living with own grandchildren under 18 years and responsible for grandchildren	344	(+/- 138)
Grandparent ages 30-59	200	(+/- 125)
Grandparent ages 60 and over	144	(+/- 70)
Percent of grandparents living with <u>and responsible</u> for grandchildren who are...		
... female	60.8%	(+/- 10.8%)
... male	39.2%	(+/- 10.8%)
... ages 30-59		
... female	50.0%	(+/- 10.9%)
... male	50.0%	(+/- 10.9%)
... ages 60 and over		
... female	75.7%	(+/- 19.9%)
... male	24.3%	(+/- 19.9%)
... in the labor force	51.5%	(+/- 17.0%)
... with income in the past 12 months that was below poverty level	21.5%	(+/- 16.1%)
... with no parent of grandchildren present	64.8%	(+/- 17.7%)

These data are from Table S1002 from the 2022 American Community Survey 5-year estimates.

Additional data are available at: <https://data.census.gov>

~ American Community Survey ~

Grandparents Living with Grandchildren Grant County



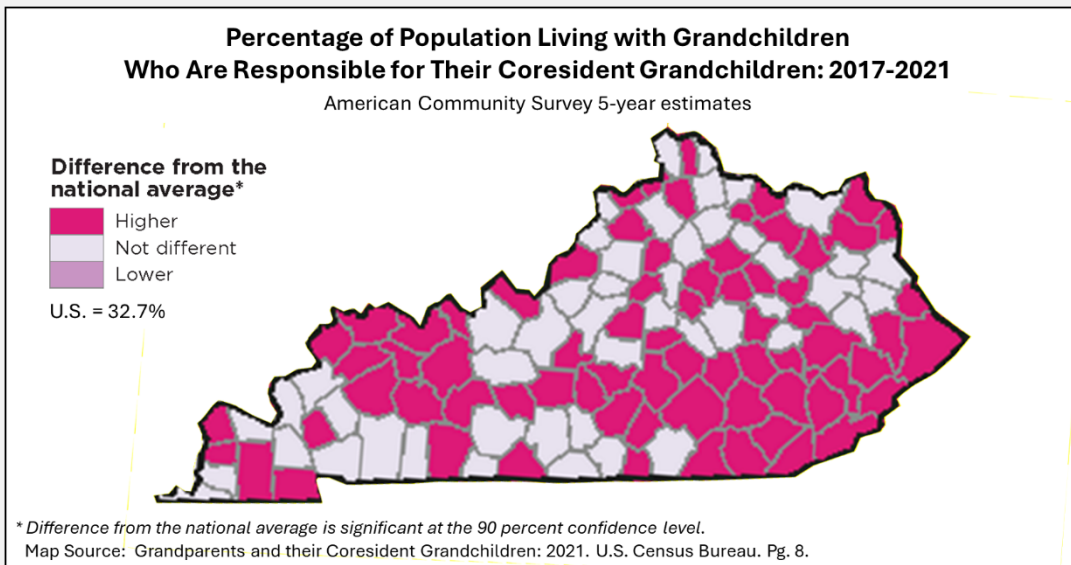
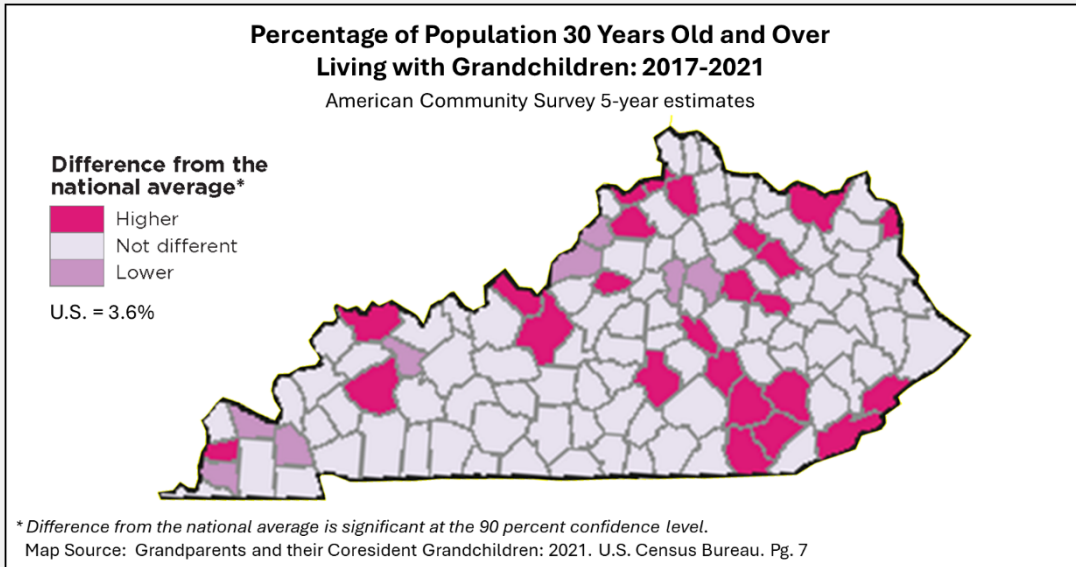
<http://kybtn.ca.uky.edu>



Kentucky: By The Numbers
<http://kybtn.ca.uky.edu>

Julie N. Zimmerman, Professor, Rural Sociology
Amy Kostelic, Associate Professor Adult Development and Aging.
August, 2024

The Kentucky: By the Numbers provides resources and access to county data to support local decision making. The entire series is available at <http://kybtn.ca.uky.edu>.



Kentucky: By The Numbers is an Extension program in the Department of Community and Leadership Development at the University of Kentucky. For more information contact your local Cooperative Extension office or Dr. Julie N. Zimmerman, Professor of Rural Sociology, Department of Community and Leadership Development, 500 Garrigus Building, University of Kentucky, Lexington, KY 40546-0215. email: izimm@uky.edu. The entire series is online at <http://kybtn.ca.uky.edu>

Cooperative Extension Service

Agriculture and Natural Resources
Family and Consumer Sciences
4-H Youth Development
Community and Economic Development

MARTIN-GATTON COLLEGE OF AGRICULTURE, FOOD AND ENVIRONMENT

Educational programs of Kentucky Cooperative Extension serve all people regardless of economic or social status and will not discriminate on the basis of race, color, ethnic origin, national origin, creed, religion, political belief, sex, sexual orientation, gender identity, gender expression, pregnancy, marital status, genetic information, age, veteran status, physical or mental disability or reprisal or retaliation for prior civil rights activity. Reasonable accommodation of disability may be available with prior notice. Program information may be available in languages other than English.
University of Kentucky, Kentucky State University, U.S. Department of Agriculture, and Kentucky Counties, Cooperating.
Lexington, KY 40506



Disabilities
accommodated
with prior notification.



Grandparents Living with Grandchildren Graves County



Kentucky: By The Numbers
<http://kybtn.ca.uky.edu>

Julie N. Zimmerman, Professor, Rural Sociology
Amy Kostelic, Associate Professor, Adult Development and Aging.
August, 2024

Nationally, 3.7% of households have a grandparent who is living with their grandchildren (called coresident). For some grandparents, living with their grandchildren means also being responsible for them. According to the 2022 American Community Survey (ACS) 5-year estimates, between 2017 and 2022 in Kentucky there were an estimated 51,247 (+/- 2,009) grandparents who both lived with and had responsibility for their grandchildren. Of these, around two thirds were women and about one quarter had an income that was below poverty.

For more on grandparents living with their grandchildren, see the Census Bureau's resources at:

<https://www.census.gov/library/publications/2024/demo/p20-588.html>

For help in understanding the margin of error (the number in parentheses), see "And Now for the Grain of Salt: Margins of Error and the American Community Survey" at <https://kybtn.ca.uky.edu/content/publications>

The Kentucky: By the Numbers provides resources and access to county data to support local decision making. The entire series is available at <http://kybtn.ca.uky.edu>.

	County	
	2017-2022 5-year Estimate	Margin of Error (MOE)
Number of grandparents living with own grandchildren under 18 years	684	(+/- 192)
Grandparents living with own grandchildren under 18 years and responsible for grandchildren	424	(+/- 152)
Grandparent ages 30-59	317	(+/- 136)
Grandparent ages 60 and over	107	(+/- 75)
Percent of grandparents living with <u>and responsible</u> for grandchildren who are...		
... female	59.7%	(+/- 11.0%)
... male	40.3%	(+/- 11.0%)
... ages 30-59		
... female	62.1%	(+/- 13.3%)
... male	37.9%	(+/- 13.3%)
... ages 60 and over		
... female	52.3%	(+/- 24.3%)
... male	47.7%	(+/- 24.3%)
... in the labor force	57.5%	(+/- 21.0%)
... with income in the past 12 months that was below poverty level	30.2%	(+/- 16.5%)
... with no parent of grandchildren present	50.2%	(+/- 21.8%)

These data are from Table S1002 from the 2022 American Community Survey 5-year estimates.

Additional data are available at: <https://data.census.gov>

~ American Community Survey ~

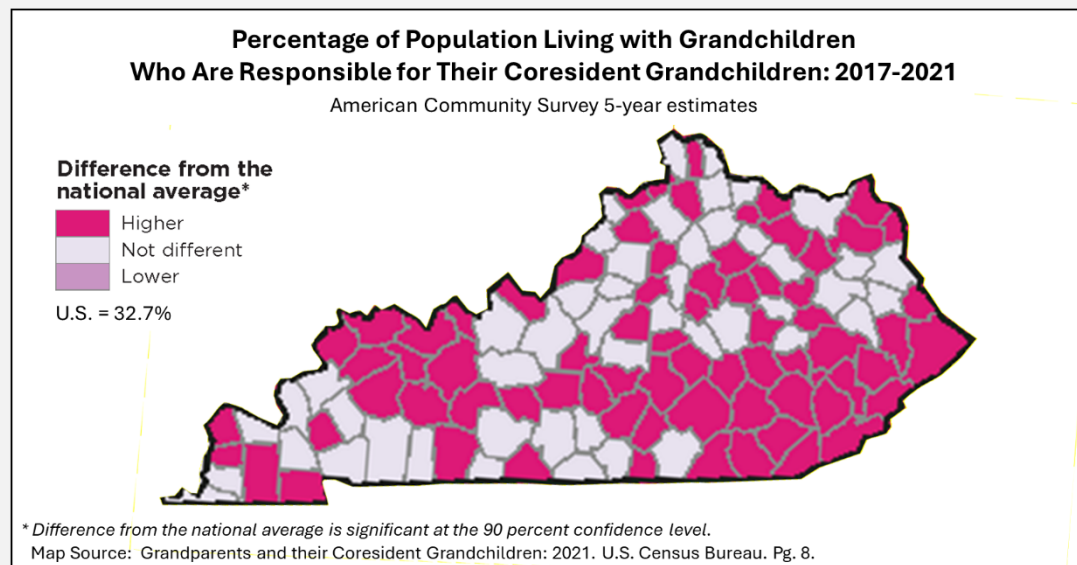
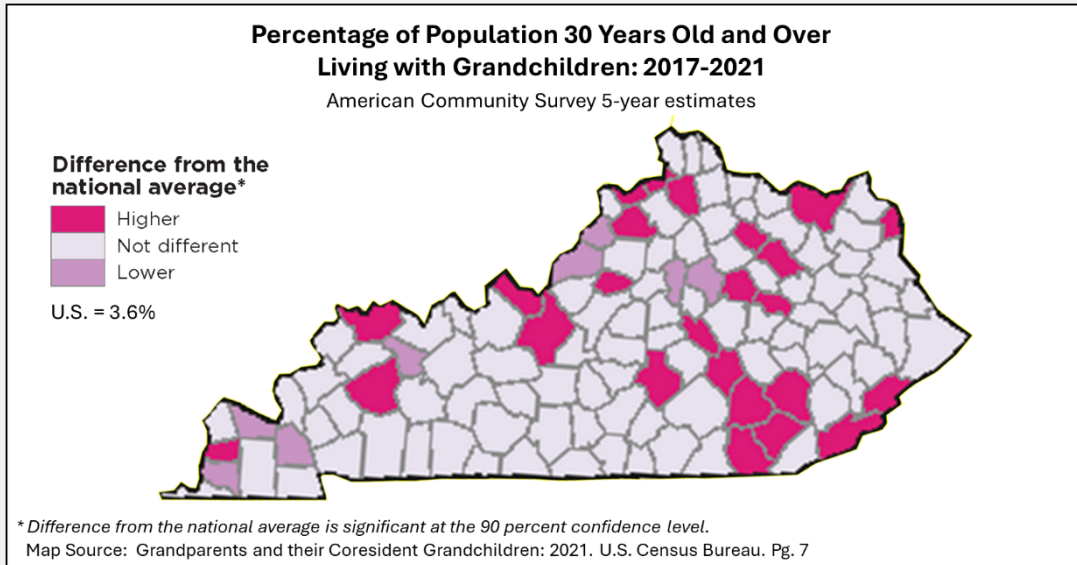
Grandparents Living with Grandchildren Graves County



Kentucky: By The Numbers
<http://kybtn.ca.uky.edu>

Julie N. Zimmerman, Professor, Rural Sociology
Amy Kostelic, Associate Professor Adult Development and Aging.
August, 2024

The Kentucky: By the Numbers provides resources and access to county data to support local decision making. The entire series is available at <http://kybtn.ca.uky.edu>.



Kentucky: By The Numbers is an Extension program in the Department of Community and Leadership Development at the University of Kentucky. For more information contact your local Cooperative Extension office or Dr. Julie N. Zimmerman, Professor of Rural Sociology, Department of Community and Leadership Development, 500 Garrigus Building, University of Kentucky, Lexington, KY 40546-0215. email: izimm@uky.edu. The entire series is online at <http://kybtn.ca.uky.edu>

Cooperative Extension Service

Agriculture and Natural Resources
Family and Consumer Sciences
4-H Youth Development
Community and Economic Development

MARTIN-GATTON COLLEGE OF AGRICULTURE, FOOD AND ENVIRONMENT

Educational programs of Kentucky Cooperative Extension serve all people regardless of economic or social status and will not discriminate on the basis of race, color, ethnic origin, national origin, creed, religion, political belief, sex, sexual orientation, gender identity, gender expression, pregnancy, marital status, genetic information, age, veteran status, physical or mental disability or reprisal or retaliation for prior civil rights activity. Reasonable accommodation of disability may be available with prior notice. Program information may be available in languages other than English. University of Kentucky, Kentucky State University, U.S. Department of Agriculture, and Kentucky Counties, Cooperating.
Lexington, KY 40506



Disabilities
accommodated
with prior notification.



Grandparents Living with Grandchildren Grayson County



Kentucky: By The Numbers
<http://kybtn.ca.uky.edu>

Julie N. Zimmerman, Professor, Rural Sociology
Amy Kostelic, Associate Professor, Adult Development and Aging.
August, 2024

Nationally, 3.7% of households have a grandparent who is living with their grandchildren (called coresident). For some grandparents, living with their grandchildren means also being responsible for them. According to the 2022 American Community Survey (ACS) 5-year estimates, between 2017 and 2022 in Kentucky there were an estimated 51,247 (+/- 2,009) grandparents who both lived with and had responsibility for their grandchildren. Of these, around two thirds were women and about one quarter had an income that was below poverty.

For more on grandparents living with their grandchildren, see the Census Bureau's resources at:

<https://www.census.gov/library/publications/2024/demo/p20-588.html>

For help in understanding the margin of error (the number in parentheses), see "And Now for the Grain of Salt: Margins of Error and the American Community Survey" at <https://kybtn.ca.uky.edu/content/publications>

The Kentucky: By the Numbers provides resources and access to county data to support local decision making. The entire series is available at <http://kybtn.ca.uky.edu>.

	County	
	2017-2022 5-year Estimate	Margin of Error (MOE)
Number of grandparents living with own grandchildren under 18 years	667	(+/- 183)
Grandparents living with own grandchildren under 18 years and responsible for grandchildren	333	(+/- 108)
Grandparent ages 30-59	155	(+/- 75)
Grandparent ages 60 and over	178	(+/- 95)
Percent of grandparents living with <u>and responsible</u> for grandchildren who are...		
... female	58.6%	(+/- 6.2%)
... male	41.4%	(+/- 6.2%)
... ages 30-59		
... female	58.1%	(+/- 17.9%)
... male	41.9%	(+/- 17.9%)
... ages 60 and over		
... female	59.0%	(+/- 19.2%)
... male	41.0%	(+/- 19.2%)
... in the labor force	52.3%	(+/- 23.2%)
... with income in the past 12 months that was below poverty level	19.5%	(+/- 20.4%)
... with no parent of grandchildren present	56.8%	(+/- 25.2%)

These data are from Table S1002 from the 2022 American Community Survey 5-year estimates.

Additional data are available at: <https://data.census.gov>

~ American Community Survey ~

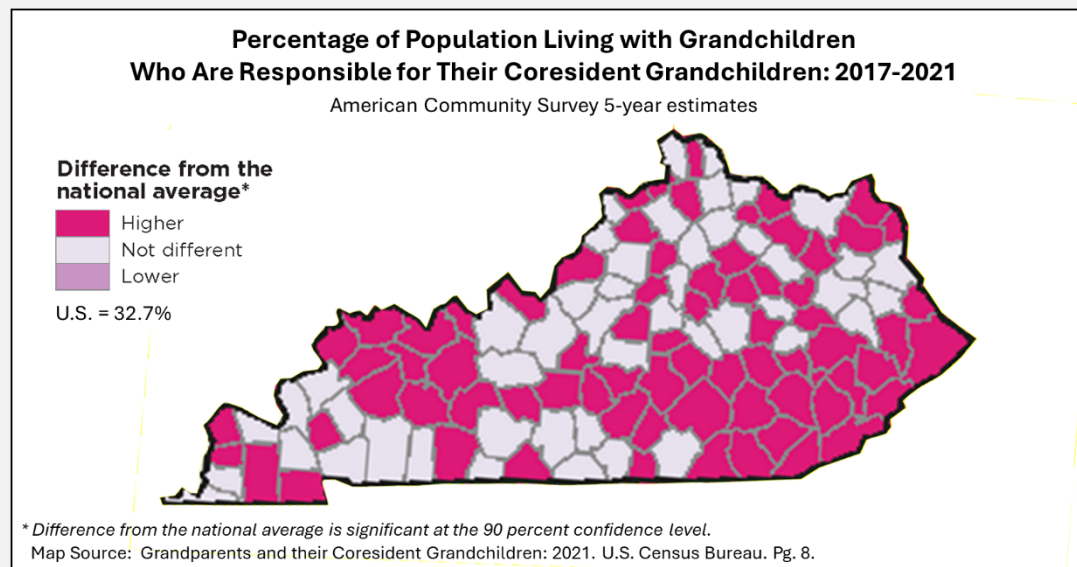
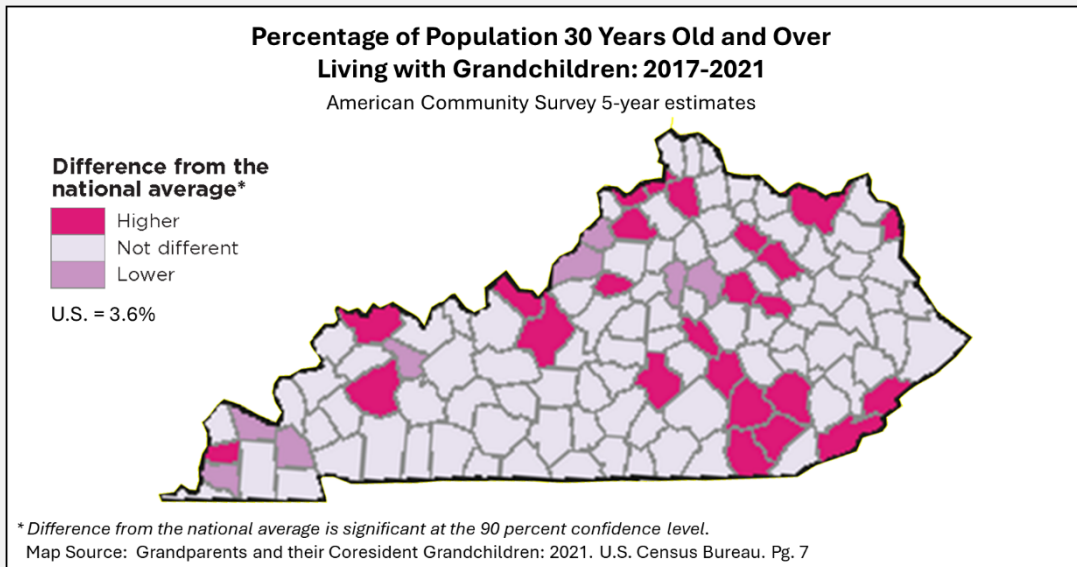
Grandparents Living with Grandchildren Grayson County



Kentucky: By The Numbers
<http://kybtn.ca.uky.edu>

Julie N. Zimmerman, Professor, Rural Sociology
Amy Kostelic, Associate Professor Adult Development and Aging.
August, 2024

The Kentucky: By the Numbers provides resources and access to county data to support local decision making. The entire series is available at <http://kybtn.ca.uky.edu>.



Kentucky: By The Numbers is an Extension program in the Department of Community and Leadership Development at the University of Kentucky. For more information contact your local Cooperative Extension office or Dr. Julie N. Zimmerman, Professor of Rural Sociology, Department of Community and Leadership Development, 500 Garrigus Building, University of Kentucky, Lexington, KY 40546-0215. email: izimm@uky.edu. The entire series is online at <http://kybtn.ca.uky.edu>

Cooperative Extension Service

Agriculture and Natural Resources
Family and Consumer Sciences
4-H Youth Development
Community and Economic Development

MARTIN-GATTON COLLEGE OF AGRICULTURE, FOOD AND ENVIRONMENT

Educational programs of Kentucky Cooperative Extension serve all people regardless of economic or social status and will not discriminate on the basis of race, color, ethnic origin, national origin, creed, religion, political belief, sex, sexual orientation, gender identity, gender expression, pregnancy, marital status, genetic information, age, veteran status, physical or mental disability or reprisal or retaliation for prior civil rights activity. Reasonable accommodation of disability may be available with prior notice. Program information may be available in languages other than English. University of Kentucky, Kentucky State University, U.S. Department of Agriculture, and Kentucky Counties, Cooperating.
Lexington, KY 40506



Disabilities
accommodated
with prior notification.



Grandparents Living with Grandchildren Green County



Kentucky: By The Numbers
<http://kybtn.ca.uky.edu>

Julie N. Zimmerman, Professor, Rural Sociology
Amy Kostelic, Associate Professor, Adult Development and Aging.
August, 2024

Nationally, 3.7% of households have a grandparent who is living with their grandchildren (called coresident). For some grandparents, living with their grandchildren means also being responsible for them. According to the 2022 American Community Survey (ACS) 5-year estimates, between 2017 and 2022 in Kentucky there were an estimated 51,247 (+/- 2,009) grandparents who both lived with and had responsibility for their grandchildren. Of these, around two thirds were women and about one quarter had an income that was below poverty.

For more on grandparents living with their grandchildren, see the Census Bureau's resources at:

<https://www.census.gov/library/publications/2024/demo/p20-588.html>

For help in understanding the margin of error (the number in parentheses), see "And Now for the Grain of Salt: Margins of Error and the American Community Survey" at <https://kybtn.ca.uky.edu/content/publications>

The Kentucky: By the Numbers provides resources and access to county data to support local decision making. The entire series is available at <http://kybtn.ca.uky.edu>.

	County	
	2017-2022 5-year Estimate	Margin of Error (MOE)
Number of grandparents living with own grandchildren under 18 years	246	(+/- 149)
Grandparents living with own grandchildren under 18 years and responsible for grandchildren	201	(+/- 148)
Grandparent ages 30-59	106	(+/- 102)
Grandparent ages 60 and over	95	(+/- 100)
Percent of grandparents living with <u>and responsible</u> for grandchildren who are...		
... female	59.7%	(+/- 12.4%)
... male	40.3%	(+/- 12.4%)
... ages 30-59		
... female	56.6%	(+/- 16.2%)
... male	43.4%	(+/- 16.2%)
... ages 60 and over		
... female	63.2%	(+/- 21.3%)
... male	36.8%	(+/- 21.3%)
... in the labor force	33.8%	(+/- 24.1%)
... with income in the past 12 months that was below poverty level	37.8%	(+/- 37.1%)
... with no parent of grandchildren present	90.0%	(+/- 12.6%)

These data are from Table S1002 from the 2022 American Community Survey 5-year estimates.

Additional data are available at: <https://data.census.gov>

~ American Community Survey ~

Grandparents Living with Grandchildren Green County



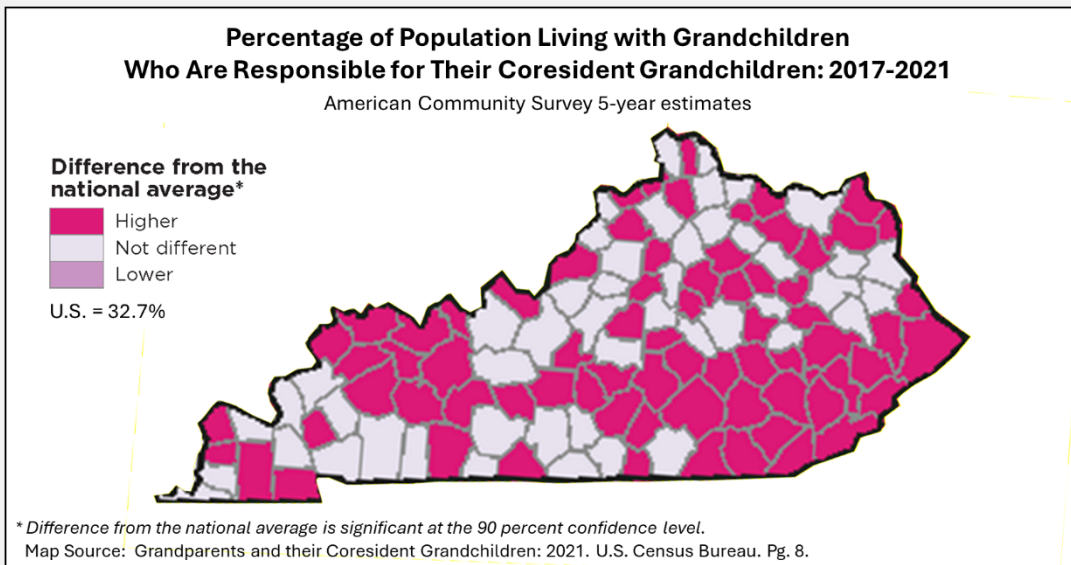
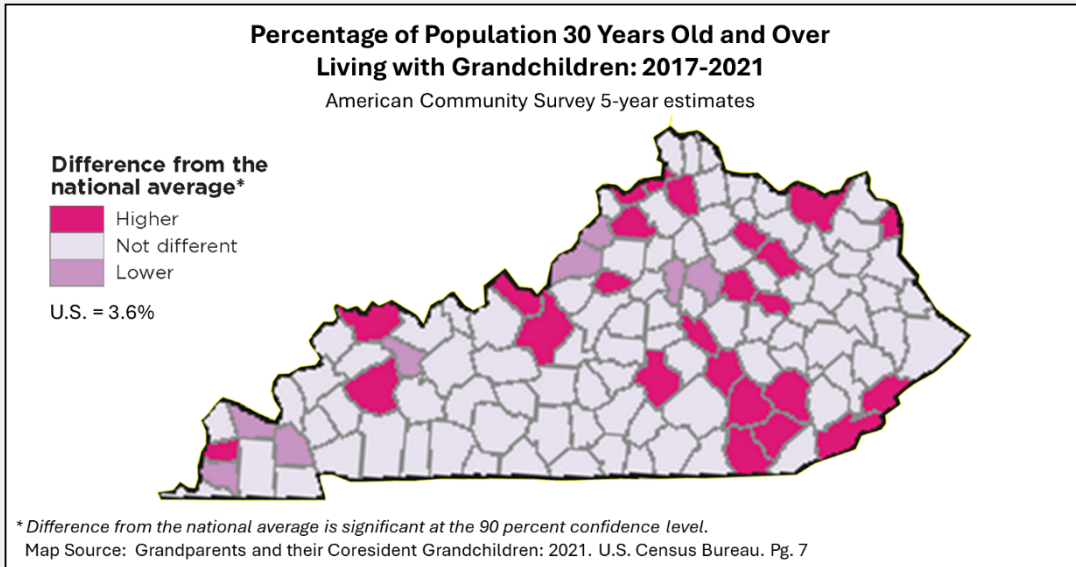
<http://kybtn.ca.uky.edu>



Kentucky: By The Numbers
<http://kybtn.ca.uky.edu>

Julie N. Zimmerman, Professor, Rural Sociology
Amy Kostelic, Associate Professor Adult Development and Aging.
August, 2024

The Kentucky: By the Numbers provides resources and access to county data to support local decision making. The entire series is available at <http://kybtn.ca.uky.edu>.



Kentucky: By The Numbers is an Extension program in the Department of Community and Leadership Development at the University of Kentucky. For more information contact your local Cooperative Extension office or Dr. Julie N. Zimmerman, Professor of Rural Sociology, Department of Community and Leadership Development, 500 Garrigus Building, University of Kentucky, Lexington, KY 40546-0215. email: izimm@uky.edu. The entire series is online at <http://kybtn.ca.uky.edu>

Cooperative Extension Service

Agriculture and Natural Resources
Family and Consumer Sciences
4-H Youth Development
Community and Economic Development

MARTIN-GATTON COLLEGE OF AGRICULTURE, FOOD AND ENVIRONMENT

Educational programs of Kentucky Cooperative Extension serve all people regardless of economic or social status and will not discriminate on the basis of race, color, ethnic origin, national origin, creed, religion, political belief, sex, sexual orientation, gender identity, gender expression, pregnancy, marital status, genetic information, age, veteran status, physical or mental disability or reprisal or retaliation for prior civil rights activity. Reasonable accommodation of disability may be available with prior notice. Program information may be available in languages other than English. University of Kentucky, Kentucky State University, U.S. Department of Agriculture, and Kentucky Counties, Cooperating.
Lexington, KY 40506



Disabilities
accommodated
with prior notification.



Grandparents Living with Grandchildren Greenup County



Kentucky: By The Numbers
<http://kybtn.ca.uky.edu>

Julie N. Zimmerman, Professor, Rural Sociology
Amy Kostelic, Associate Professor, Adult Development and Aging.
August, 2024

Nationally, 3.7% of households have a grandparent who is living with their grandchildren (called coresident). For some grandparents, living with their grandchildren means also being responsible for them. According to the 2022 American Community Survey (ACS) 5-year estimates, between 2017 and 2022 in Kentucky there were an estimated 51,247 (+/- 2,009) grandparents who both lived with and had responsibility for their grandchildren. Of these, around two thirds were women and about one quarter had an income that was below poverty.

For more on grandparents living with their grandchildren, see the Census Bureau's resources at:

<https://www.census.gov/library/publications/2024/demo/p20-588.html>

For help in understanding the margin of error (the number in parentheses), see "And Now for the Grain of Salt: Margins of Error and the American Community Survey" at <https://kybtn.ca.uky.edu/content/publications>

The Kentucky: By the Numbers provides resources and access to county data to support local decision making. The entire series is available at <http://kybtn.ca.uky.edu>.

	County	
	2017-2022 5-year Estimate	Margin of Error (MOE)
Number of grandparents living with own grandchildren under 18 years	897	(+/- 281)
Grandparents living with own grandchildren under 18 years and responsible for grandchildren	584	(+/- 254)
Grandparent ages 30-59	340	(+/- 196)
Grandparent ages 60 and over	244	(+/- 113)
Percent of grandparents living with <u>and responsible</u> for grandchildren who are...		
... female	54.1%	(+/- 10.8%)
... male	45.9%	(+/- 10.8%)
... ages 30-59		
... female	47.4%	(+/- 16.3%)
... male	52.6%	(+/- 16.3%)
... ages 60 and over		
... female	63.5%	(+/- 13.7%)
... male	36.5%	(+/- 13.7%)
... in the labor force	52.6%	(+/- 17.6%)
... with income in the past 12 months that was below poverty level	14.4%	(+/- 9.3%)
... with no parent of grandchildren present	46.6%	(+/- 19.4%)

These data are from Table S1002 from the 2022 American Community Survey 5-year estimates.

Additional data are available at: <https://data.census.gov>

~ American Community Survey ~

Grandparents Living with Grandchildren Greenup County



<http://kybtn.ca.uky.edu>



Kentucky: By The Numbers
<http://kybtn.ca.uky.edu>

Julie N. Zimmerman, Professor, Rural Sociology
Amy Kostelic, Associate Professor Adult Development and Aging.
August, 2024

The Kentucky: By the Numbers provides resources and access to county data to support local decision making. The entire series is available at <http://kybtn.ca.uky.edu>.

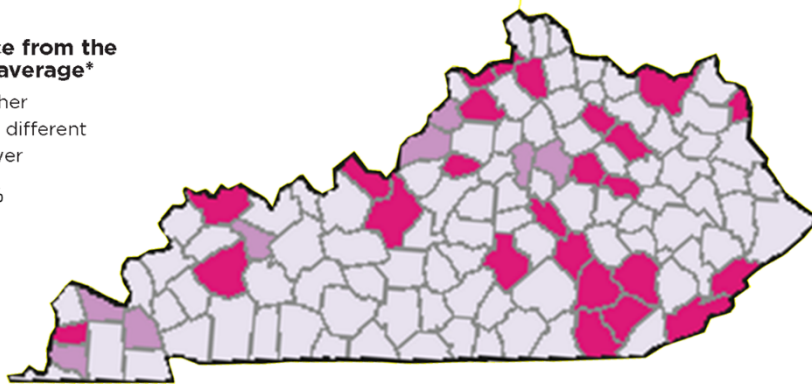
Percentage of Population 30 Years Old and Over Living with Grandchildren: 2017-2021

American Community Survey 5-year estimates

Difference from the national average*

- Higher
- Not different
- Lower

U.S. = 3.6%



* Difference from the national average is significant at the 90 percent confidence level.

Map Source: Grandparents and their Coresident Grandchildren: 2021. U.S. Census Bureau. Pg. 7

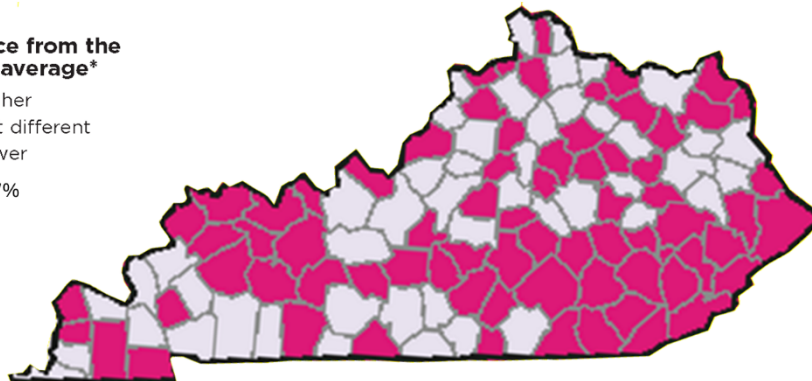
Percentage of Population Living with Grandchildren Who Are Responsible for Their Coresident Grandchildren: 2017-2021

American Community Survey 5-year estimates

Difference from the national average*

- Higher
- Not different
- Lower

U.S. = 32.7%



* Difference from the national average is significant at the 90 percent confidence level.

Map Source: Grandparents and their Coresident Grandchildren: 2021. U.S. Census Bureau. Pg. 8.

Kentucky: By The Numbers is an Extension program in the Department of Community and Leadership Development at the University of Kentucky. For more information contact your local Cooperative Extension office or Dr. Julie N. Zimmerman, Professor of Rural Sociology, Department of Community and Leadership Development, 500 Garrigus Building, University of Kentucky, Lexington, KY 40546-0215. email: izimm@uky.edu. The entire series is online at <http://kybtn.ca.uky.edu>

Cooperative Extension Service

Agriculture and Natural Resources
Family and Consumer Sciences
4-H Youth Development
Community and Economic Development

MARTIN-GATTON COLLEGE OF AGRICULTURE, FOOD AND ENVIRONMENT

Educational programs of Kentucky Cooperative Extension serve all people regardless of economic or social status and will not discriminate on the basis of race, color, ethnic origin, national origin, creed, religion, political belief, sex, sexual orientation, gender identity, gender expression, pregnancy, marital status, genetic information, age, veteran status, physical or mental disability or reprisal or retaliation for prior civil rights activity. Reasonable accommodation of disability may be available with prior notice. Program information may be available in languages other than English. University of Kentucky, Kentucky State University, U.S. Department of Agriculture, and Kentucky Counties, Cooperating.

Lexington, KY 40506



Disabilities
accommodated
with prior notification.



Grandparents Living with Grandchildren Hancock County



Kentucky: By The Numbers
<http://kybtn.ca.uky.edu>

Julie N. Zimmerman, Professor, Rural Sociology
Amy Kostelic, Associate Professor, Adult Development and Aging.
August, 2024

Nationally, 3.7% of households have a grandparent who is living with their grandchildren (called coresident). For some grandparents, living with their grandchildren means also being responsible for them. According to the 2022 American Community Survey (ACS) 5-year estimates, between 2017 and 2022 in Kentucky there were an estimated 51,247 (+/- 2,009) grandparents who both lived with and had responsibility for their grandchildren. Of these, around two thirds were women and about one quarter had an income that was below poverty.

For more on grandparents living with their grandchildren, see the Census Bureau's resources at:

<https://www.census.gov/library/publications/2024/demo/p20-588.html>

For help in understanding the margin of error (the number in parentheses), see "And Now for the Grain of Salt: Margins of Error and the American Community Survey" at <https://kybtn.ca.uky.edu/content/publications>

The Kentucky: By the Numbers provides resources and access to county data to support local decision making. The entire series is available at <http://kybtn.ca.uky.edu>.

	County	
	2017-2022 5-year Estimate	Margin of Error (MOE)
Number of grandparents living with own grandchildren under 18 years	318	(+/- 147)
Grandparents living with own grandchildren under 18 years and responsible for grandchildren	251	(+/- 133)
Grandparent ages 30-59	164	(+/- 119)
Grandparent ages 60 and over	87	(+/- 51)
Percent of grandparents living with <u>and responsible</u> for grandchildren who are...		
... female	57.0%	(+/- 8.6%)
... male	43.0%	(+/- 8.6%)
... ages 30-59		
... female	66.5%	(+/- 12.2%)
... male	33.5%	(+/- 12.2%)
... ages 60 and over		
... female	39.1%	(+/- 23.5%)
... male	60.9%	(+/- 23.5%)
... in the labor force	59.0%	(+/- 21.2%)
... with income in the past 12 months that was below poverty level	8.8%	(+/- 11.6%)
... with no parent of grandchildren present	35.9%	(+/- 25.1%)

These data are from Table S1002 from the 2022 American Community Survey 5-year estimates.

Additional data are available at: <https://data.census.gov>

~ American Community Survey ~

Grandparents Living with Grandchildren Hancock County



<http://kybtn.ca.uky.edu>



Kentucky: By The Numbers
<http://kybtn.ca.uky.edu>

Julie N. Zimmerman, Professor, Rural Sociology
Amy Kostelic, Associate Professor Adult Development and Aging.
August, 2024

The Kentucky: By the Numbers provides resources and access to county data to support local decision making. The entire series is available at <http://kybtn.ca.uky.edu>.

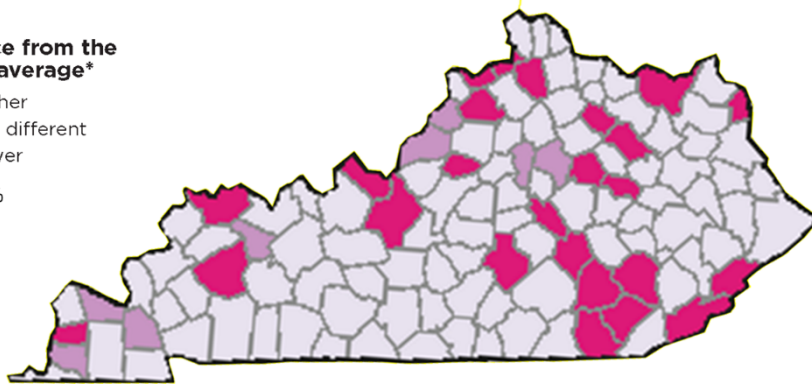
Percentage of Population 30 Years Old and Over Living with Grandchildren: 2017-2021

American Community Survey 5-year estimates

Difference from the national average*

- Higher
- Not different
- Lower

U.S. = 3.6%



* Difference from the national average is significant at the 90 percent confidence level.

Map Source: Grandparents and their Coresident Grandchildren: 2021. U.S. Census Bureau. Pg. 7

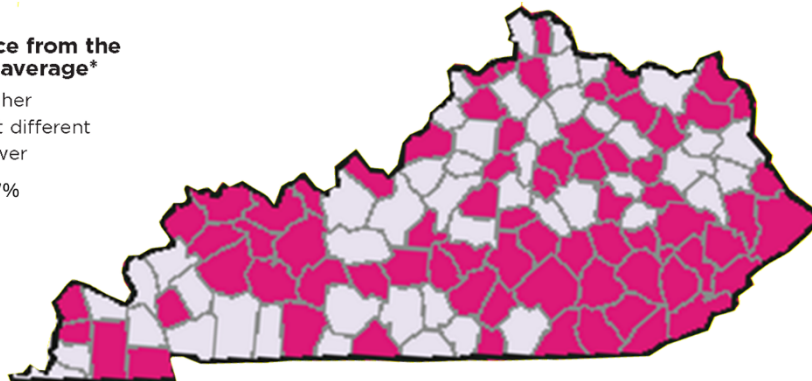
Percentage of Population Living with Grandchildren Who Are Responsible for Their Coresident Grandchildren: 2017-2021

American Community Survey 5-year estimates

Difference from the national average*

- Higher
- Not different
- Lower

U.S. = 32.7%



* Difference from the national average is significant at the 90 percent confidence level.

Map Source: Grandparents and their Coresident Grandchildren: 2021. U.S. Census Bureau. Pg. 8.

Kentucky: By The Numbers is an Extension program in the Department of Community and Leadership Development at the University of Kentucky. For more information contact your local Cooperative Extension office or Dr. Julie N. Zimmerman, Professor of Rural Sociology, Department of Community and Leadership Development, 500 Garrigus Building, University of Kentucky, Lexington, KY 40546-0215. email: izimm@uky.edu. The entire series is online at <http://kybtn.ca.uky.edu>

Cooperative Extension Service

Agriculture and Natural Resources
Family and Consumer Sciences
4-H Youth Development
Community and Economic Development

MARTIN-GATTON COLLEGE OF AGRICULTURE, FOOD AND ENVIRONMENT

Educational programs of Kentucky Cooperative Extension serve all people regardless of economic or social status and will not discriminate on the basis of race, color, ethnic origin, national origin, creed, religion, political belief, sex, sexual orientation, gender identity, gender expression, pregnancy, marital status, genetic information, age, veteran status, physical or mental disability or reprisal or retaliation for prior civil rights activity. Reasonable accommodation of disability may be available with prior notice. Program information may be available in languages other than English. University of Kentucky, Kentucky State University, U.S. Department of Agriculture, and Kentucky Counties, Cooperating.

Lexington, KY 40506



Disabilities
accommodated
with prior notification.



Grandparents Living with Grandchildren Hardin County



Kentucky: By The Numbers
<http://kybtn.ca.uky.edu>

Julie N. Zimmerman, Professor, Rural Sociology
Amy Kostelic, Associate Professor, Adult Development and Aging.
August, 2024

Nationally, 3.7% of households have a grandparent who is living with their grandchildren (called coresident). For some grandparents, living with their grandchildren means also being responsible for them. According to the 2022 American Community Survey (ACS) 5-year estimates, between 2017 and 2022 in Kentucky there were an estimated 51,247 (+/- 2,009) grandparents who both lived with and had responsibility for their grandchildren. Of these, around two thirds were women and about one quarter had an income that was below poverty.

For more on grandparents living with their grandchildren, see the Census Bureau's resources at:

<https://www.census.gov/library/publications/2024/demo/p20-588.html>

For help in understanding the margin of error (the number in parentheses), see "And Now for the Grain of Salt: Margins of Error and the American Community Survey" at <https://kybtn.ca.uky.edu/content/publications>

The Kentucky: By the Numbers provides resources and access to county data to support local decision making. The entire series is available at <http://kybtn.ca.uky.edu>.

	County	
	2017-2022 5-year Estimate	Margin of Error (MOE)
Number of grandparents living with own grandchildren under 18 years	2,940	(+/- 509)
Grandparents living with own grandchildren under 18 years and responsible for grandchildren	1,149	(+/- 350)
Grandparent ages 30-59	608	(+/- 255)
Grandparent ages 60 and over	541	(+/- 190)
Percent of grandparents living with <u>and responsible</u> for grandchildren who are...		
... female	66.2%	(+/- 7.5%)
... male	33.8%	(+/- 7.5%)
... ages 30-59		
... female	63.3%	(+/- 14.5%)
... male	36.7%	(+/- 14.5%)
... ages 60 and over		
... female	69.5%	(+/- 12.7%)
... male	30.5%	(+/- 12.7%)
... in the labor force	52.0%	(+/- 11.2%)
... with income in the past 12 months that was below poverty level	14.7%	(+/- 11.0%)
... with no parent of grandchildren present	56.0%	(+/- 14.9%)

These data are from Table S1002 from the 2022 American Community Survey 5-year estimates.

Additional data are available at: <https://data.census.gov>

~ American Community Survey ~

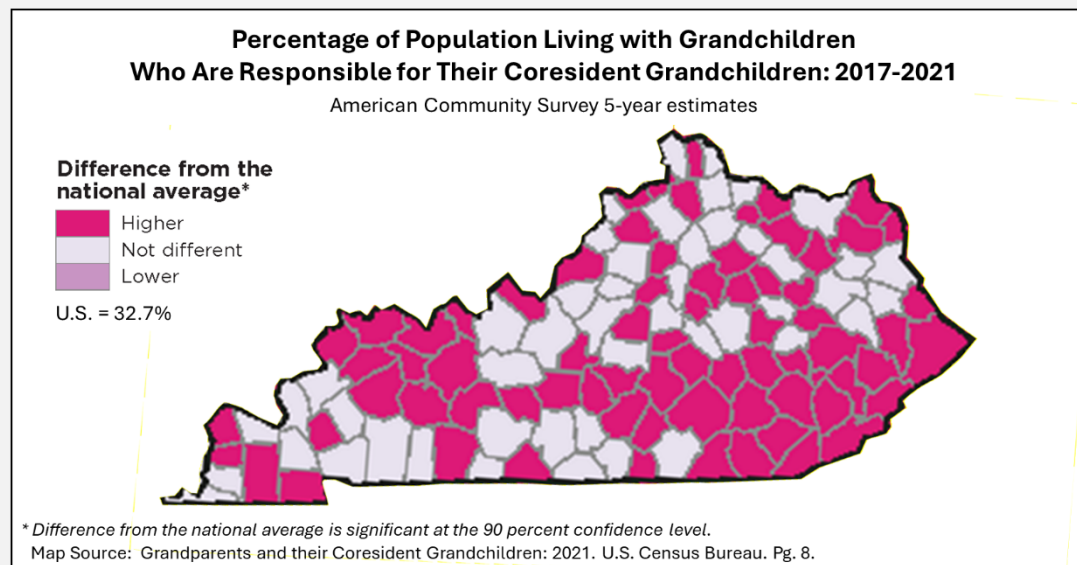
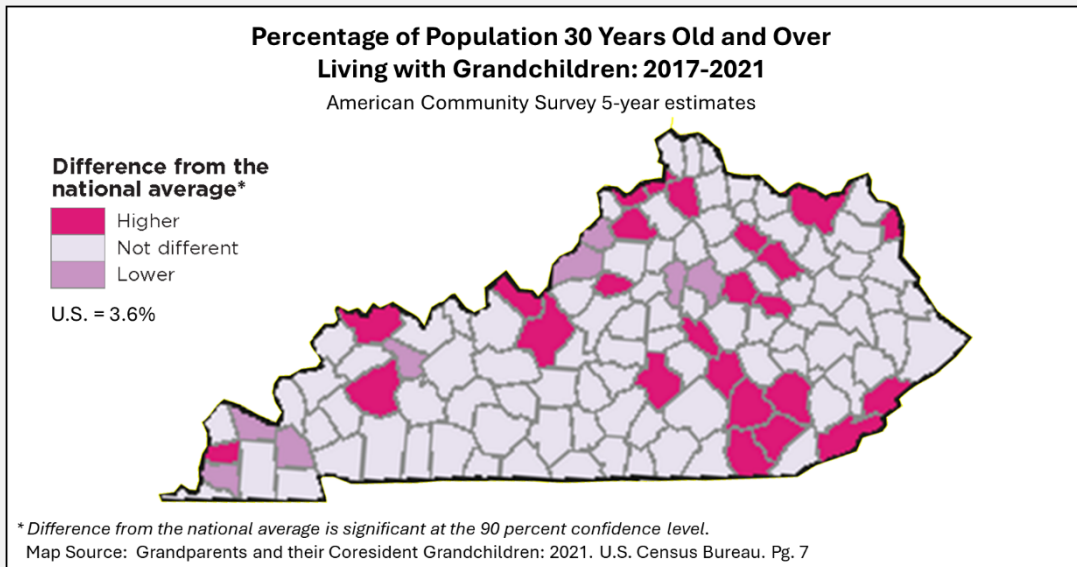
Grandparents Living with Grandchildren Hardin County



Kentucky: By The Numbers
<http://kybtn.ca.uky.edu>

Julie N. Zimmerman, Professor, Rural Sociology
Amy Kostelic, Associate Professor Adult Development and Aging.
August, 2024

The Kentucky: By the Numbers provides resources and access to county data to support local decision making. The entire series is available at <http://kybtn.ca.uky.edu>.



Kentucky: By The Numbers is an Extension program in the Department of Community and Leadership Development at the University of Kentucky. For more information contact your local Cooperative Extension office or Dr. Julie N. Zimmerman, Professor of Rural Sociology, Department of Community and Leadership Development, 500 Garrigus Building, University of Kentucky, Lexington, KY 40546-0215. email: izimm@uky.edu. The entire series is online at <http://kybtn.ca.uky.edu>

Cooperative Extension Service

Agriculture and Natural Resources
Family and Consumer Sciences
4-H Youth Development
Community and Economic Development

MARTIN-GATTON COLLEGE OF AGRICULTURE, FOOD AND ENVIRONMENT

Educational programs of Kentucky Cooperative Extension serve all people regardless of economic or social status and will not discriminate on the basis of race, color, ethnic origin, national origin, creed, religion, political belief, sex, sexual orientation, gender identity, gender expression, pregnancy, marital status, genetic information, age, veteran status, physical or mental disability or reprisal or retaliation for prior civil rights activity. Reasonable accommodation of disability may be available with prior notice. Program information may be available in languages other than English. University of Kentucky, Kentucky State University, U.S. Department of Agriculture, and Kentucky Counties, Cooperating.
Lexington, KY 40506



Disabilities
accommodated
with prior notification.



Grandparents Living with Grandchildren Harlan County



Kentucky: By The Numbers
<http://kybtn.ca.uky.edu>

Julie N. Zimmerman, Professor, Rural Sociology
Amy Kostelic, Associate Professor, Adult Development and Aging.
August, 2024

Nationally, 3.7% of households have a grandparent who is living with their grandchildren (called coresident). For some grandparents, living with their grandchildren means also being responsible for them. According to the 2022 American Community Survey (ACS) 5-year estimates, between 2017 and 2022 in Kentucky there were an estimated 51,247 (+/- 2,009) grandparents who both lived with and had responsibility for their grandchildren. Of these, around two thirds were women and about one quarter had an income that was below poverty.

For more on grandparents living with their grandchildren, see the Census Bureau's resources at:

<https://www.census.gov/library/publications/2024/demo/p20-588.html>

For help in understanding the margin of error (the number in parentheses), see "And Now for the Grain of Salt: Margins of Error and the American Community Survey" at <https://kybtn.ca.uky.edu/content/publications>

The Kentucky: By the Numbers provides resources and access to county data to support local decision making. The entire series is available at <http://kybtn.ca.uky.edu>.

	County	
	2017-2022 5-year Estimate	Margin of Error (MOE)
Number of grandparents living with own grandchildren under 18 years	1,104	(+/- 227)
Grandparents living with own grandchildren under 18 years and responsible for grandchildren	698	(+/- 175)
Grandparent ages 30-59	251	(+/- 99)
Grandparent ages 60 and over	447	(+/- 143)
Percent of grandparents living with <u>and responsible</u> for grandchildren who are...		
... female	56.6%	(+/- 9.8%)
... male	43.4%	(+/- 9.8%)
... ages 30-59		
... female	65.3%	(+/- 14.7%)
... male	34.7%	(+/- 14.7%)
... ages 60 and over		
... female	51.7%	(+/- 14.7%)
... male	48.3%	(+/- 14.7%)
... in the labor force	34.0%	(+/- 11.5%)
... with income in the past 12 months that was below poverty level	23.8%	(+/- 12.0%)
... with no parent of grandchildren present	58.0%	(+/- 13.5%)

These data are from Table S1002 from the 2022 American Community Survey 5-year estimates.

Additional data are available at: <https://data.census.gov>

~ American Community Survey ~

Grandparents Living with Grandchildren Harlan County



<http://kybtn.ca.uky.edu>



Kentucky: By The Numbers
<http://kybtn.ca.uky.edu>

Julie N. Zimmerman, Professor, Rural Sociology
Amy Kostelic, Associate Professor Adult Development and Aging.
August, 2024

The Kentucky: By the Numbers provides resources and access to county data to support local decision making. The entire series is available at <http://kybtn.ca.uky.edu>.

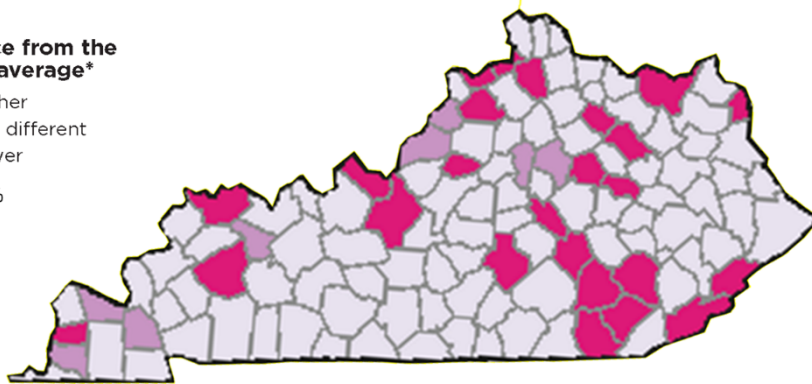
Percentage of Population 30 Years Old and Over Living with Grandchildren: 2017-2021

American Community Survey 5-year estimates

Difference from the national average*

- Higher
- Not different
- Lower

U.S. = 3.6%



* Difference from the national average is significant at the 90 percent confidence level.

Map Source: Grandparents and their Coresident Grandchildren: 2021. U.S. Census Bureau. Pg. 7

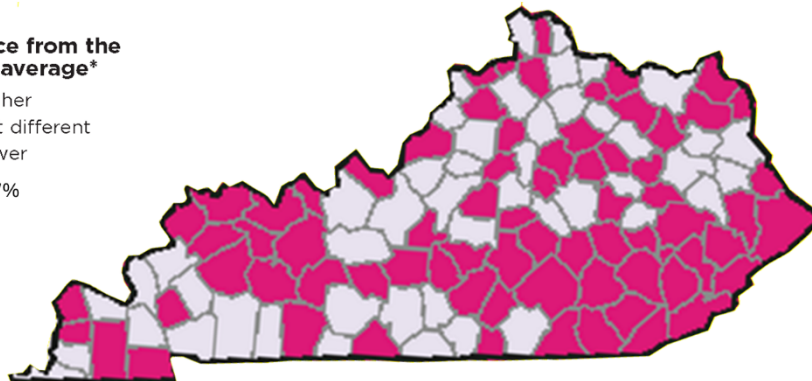
Percentage of Population Living with Grandchildren Who Are Responsible for Their Coresident Grandchildren: 2017-2021

American Community Survey 5-year estimates

Difference from the national average*

- Higher
- Not different
- Lower

U.S. = 32.7%



* Difference from the national average is significant at the 90 percent confidence level.

Map Source: Grandparents and their Coresident Grandchildren: 2021. U.S. Census Bureau. Pg. 8.

Kentucky: By The Numbers is an Extension program in the Department of Community and Leadership Development at the University of Kentucky. For more information contact your local Cooperative Extension office or Dr. Julie N. Zimmerman, Professor of Rural Sociology, Department of Community and Leadership Development, 500 Garrigus Building, University of Kentucky, Lexington, KY 40546-0215. email: izimm@uky.edu. The entire series is online at <http://kybtn.ca.uky.edu>

Cooperative Extension Service

Agriculture and Natural Resources
Family and Consumer Sciences
4-H Youth Development
Community and Economic Development

MARTIN-GATTON COLLEGE OF AGRICULTURE, FOOD AND ENVIRONMENT

Educational programs of Kentucky Cooperative Extension serve all people regardless of economic or social status and will not discriminate on the basis of race, color, ethnic origin, national origin, creed, religion, political belief, sex, sexual orientation, gender identity, gender expression, pregnancy, marital status, genetic information, age, veteran status, physical or mental disability or reprisal or retaliation for prior civil rights activity. Reasonable accommodation of disability may be available with prior notice. Program information may be available in languages other than English.
University of Kentucky, Kentucky State University, U.S. Department of Agriculture, and Kentucky Counties, Cooperating.
Lexington, KY 40506



Disabilities
accommodated
with prior notification.



Grandparents Living with Grandchildren Harrison County



Kentucky: By The Numbers
<http://kybtn.ca.uky.edu>

Julie N. Zimmerman, Professor, Rural Sociology
Amy Kostelic, Associate Professor, Adult Development and Aging.
August, 2024

Nationally, 3.7% of households have a grandparent who is living with their grandchildren (called coresident). For some grandparents, living with their grandchildren means also being responsible for them. According to the 2022 American Community Survey (ACS) 5-year estimates, between 2017 and 2022 in Kentucky there were an estimated 51,247 (+/- 2,009) grandparents who both lived with and had responsibility for their grandchildren. Of these, around two thirds were women and about one quarter had an income that was below poverty.

For more on grandparents living with their grandchildren, see the Census Bureau's resources at:

<https://www.census.gov/library/publications/2024/demo/p20-588.html>

For help in understanding the margin of error (the number in parentheses), see "And Now for the Grain of Salt: Margins of Error and the American Community Survey" at <https://kybtn.ca.uky.edu/content/publications>

The Kentucky: By the Numbers provides resources and access to county data to support local decision making. The entire series is available at <http://kybtn.ca.uky.edu>.

	County	
	2017-2022 5-year Estimate	Margin of Error (MOE)
Number of grandparents living with own grandchildren under 18 years	495	(+/- 181)
Grandparents living with own grandchildren under 18 years and responsible for grandchildren	197	(+/- 120)
Grandparent ages 30-59	112	(+/- 94)
Grandparent ages 60 and over	85	(+/- 67)
Percent of grandparents living with <u>and responsible</u> for grandchildren who are...		
... female	68.5%	(+/- 14.3%)
... male	31.5%	(+/- 14.3%)
... ages 30-59		
... female	87.5%	(+/- 19.2%)
... male	12.5%	(+/- 19.2%)
... ages 60 and over		
... female	43.5%	(+/- 18.6%)
... male	56.5%	(+/- 18.6%)
... in the labor force	25.9%	(+/- 17.4%)
... with income in the past 12 months that was below poverty level	29.9%	(+/- 28.6%)
... with no parent of grandchildren present	65.5%	(+/- 28.5%)

These data are from Table S1002 from the 2022 American Community Survey 5-year estimates.

Additional data are available at: <https://data.census.gov>

~ American Community Survey ~

Grandparents Living with Grandchildren Harrison County



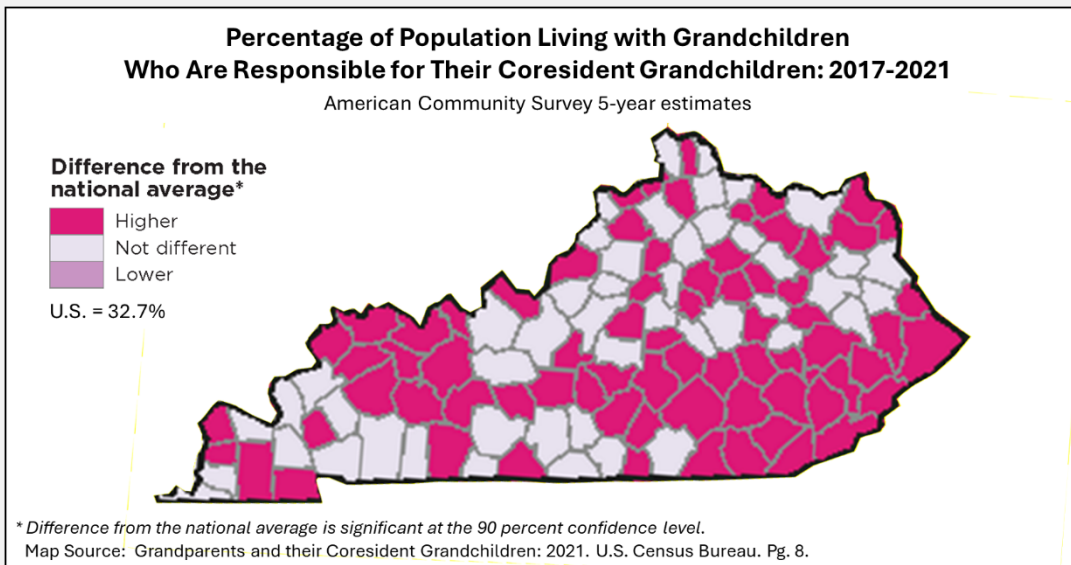
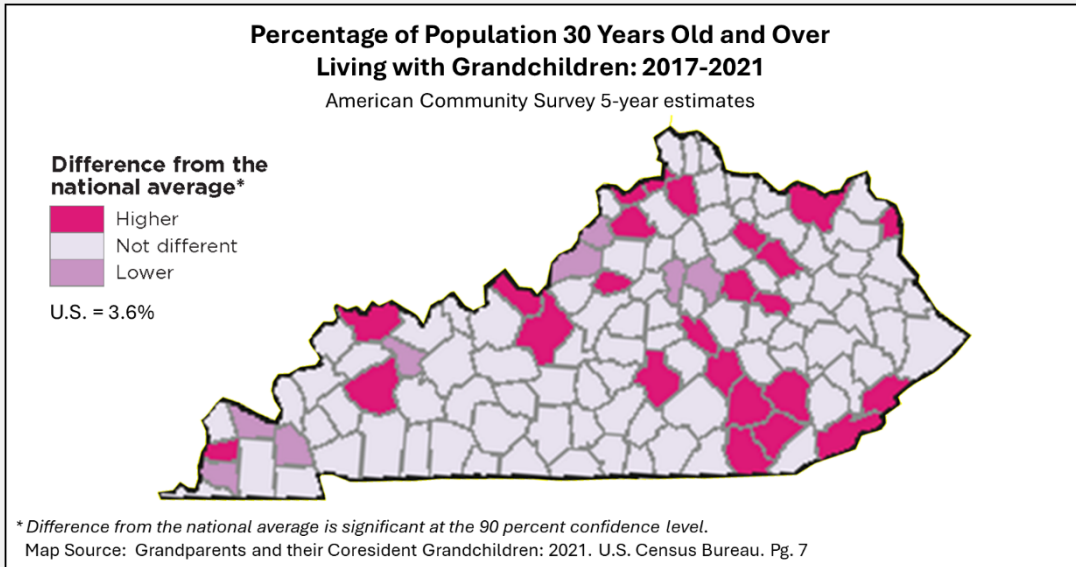
<http://kybtn.ca.uky.edu>



Kentucky: By The Numbers
<http://kybtn.ca.uky.edu>

Julie N. Zimmerman, Professor, Rural Sociology
Amy Kostelic, Associate Professor Adult Development and Aging.
August, 2024

The Kentucky: By the Numbers provides resources and access to county data to support local decision making. The entire series is available at <http://kybtn.ca.uky.edu>.



Kentucky: By The Numbers is an Extension program in the Department of Community and Leadership Development at the University of Kentucky. For more information contact your local Cooperative Extension office or Dr. Julie N. Zimmerman, Professor of Rural Sociology, Department of Community and Leadership Development, 500 Garrigus Building, University of Kentucky, Lexington, KY 40546-0215. email: izimm@uky.edu. The entire series is online at <http://kybtn.ca.uky.edu>

Cooperative Extension Service

Agriculture and Natural Resources
Family and Consumer Sciences
4-H Youth Development
Community and Economic Development

MARTIN-GATTON COLLEGE OF AGRICULTURE, FOOD AND ENVIRONMENT

Educational programs of Kentucky Cooperative Extension serve all people regardless of economic or social status and will not discriminate on the basis of race, color, ethnic origin, national origin, creed, religion, political belief, sex, sexual orientation, gender identity, gender expression, pregnancy, marital status, genetic information, age, veteran status, physical or mental disability or reprisal or retaliation for prior civil rights activity. Reasonable accommodation of disability may be available with prior notice. Program information may be available in languages other than English.
University of Kentucky, Kentucky State University, U.S. Department of Agriculture, and Kentucky Counties, Cooperating.
Lexington, KY 40506



Disabilities
accommodated
with prior notification.



Grandparents Living with Grandchildren Hart County



Kentucky: By The Numbers
<http://kybtn.ca.uky.edu>

Julie N. Zimmerman, Professor, Rural Sociology
Amy Kostelic, Associate Professor, Adult Development and Aging.
August, 2024

Nationally, 3.7% of households have a grandparent who is living with their grandchildren (called coresident). For some grandparents, living with their grandchildren means also being responsible for them. According to the 2022 American Community Survey (ACS) 5-year estimates, between 2017 and 2022 in Kentucky there were an estimated 51,247 (+/- 2,009) grandparents who both lived with and had responsibility for their grandchildren. Of these, around two thirds were women and about one quarter had an income that was below poverty.

For more on grandparents living with their grandchildren, see the Census Bureau's resources at:

<https://www.census.gov/library/publications/2024/demo/p20-588.html>

For help in understanding the margin of error (the number in parentheses), see "And Now for the Grain of Salt: Margins of Error and the American Community Survey" at <https://kybtn.ca.uky.edu/content/publications>

The Kentucky: By the Numbers provides resources and access to county data to support local decision making. The entire series is available at <http://kybtn.ca.uky.edu>.

	County	
	2017-2022 5-year Estimate	Margin of Error (MOE)
Number of grandparents living with own grandchildren under 18 years	363	(+/- 133)
Grandparents living with own grandchildren under 18 years and responsible for grandchildren	217	(+/- 113)
Grandparent ages 30-59	133	(+/- 85)
Grandparent ages 60 and over	84	(+/- 61)
Percent of grandparents living with <u>and responsible</u> for grandchildren who are...		
... female	40.1%	(+/- 10.8%)
... male	59.9%	(+/- 10.8%)
... ages 30-59		
... female	39.1%	(+/- 21.7%)
... male	60.9%	(+/- 21.7%)
... ages 60 and over		
... female	41.7%	(+/- 17.8%)
... male	58.3%	(+/- 17.8%)
... in the labor force	25.8%	(+/- 16.8%)
... with income in the past 12 months that was below poverty level	42.4%	(+/- 28.1%)
... with no parent of grandchildren present	49.8%	(+/- 27.4%)

These data are from Table S1002 from the 2022 American Community Survey 5-year estimates.

Additional data are available at: <https://data.census.gov>

~ American Community Survey ~

Grandparents Living with Grandchildren Hart County



<http://kybtn.ca.uky.edu>



Kentucky: By The Numbers
<http://kybtn.ca.uky.edu>

Julie N. Zimmerman, Professor, Rural Sociology
Amy Kostelic, Associate Professor Adult Development and Aging.
August, 2024

The Kentucky: By the Numbers provides resources and access to county data to support local decision making. The entire series is available at <http://kybtn.ca.uky.edu>.

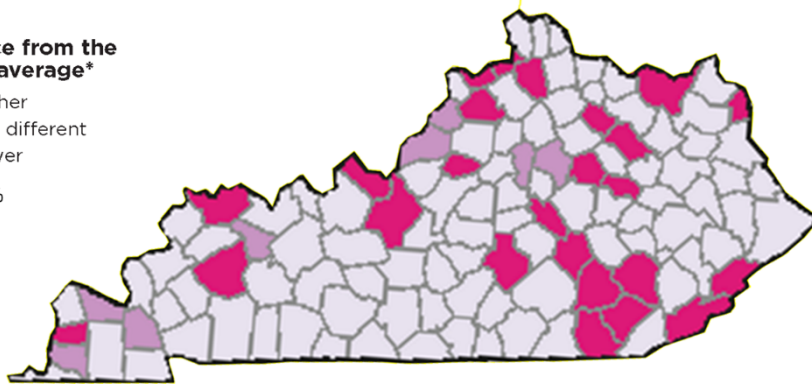
Percentage of Population 30 Years Old and Over Living with Grandchildren: 2017-2021

American Community Survey 5-year estimates

Difference from the national average*

- Higher
- Not different
- Lower

U.S. = 3.6%



* Difference from the national average is significant at the 90 percent confidence level.

Map Source: Grandparents and their Coresident Grandchildren: 2021. U.S. Census Bureau. Pg. 7

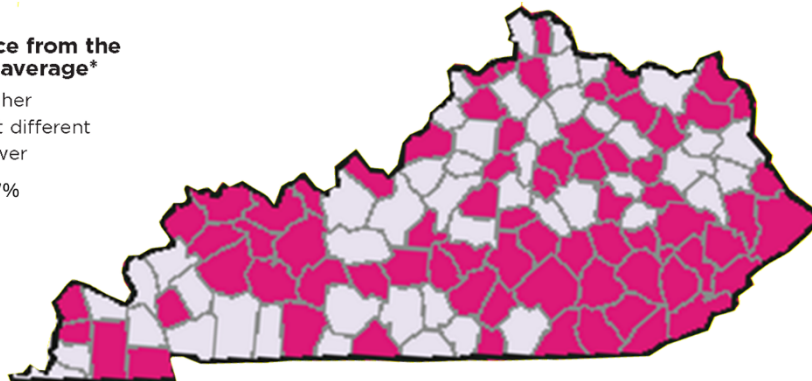
Percentage of Population Living with Grandchildren Who Are Responsible for Their Coresident Grandchildren: 2017-2021

American Community Survey 5-year estimates

Difference from the national average*

- Higher
- Not different
- Lower

U.S. = 32.7%



* Difference from the national average is significant at the 90 percent confidence level.

Map Source: Grandparents and their Coresident Grandchildren: 2021. U.S. Census Bureau. Pg. 8.

Kentucky: By The Numbers is an Extension program in the Department of Community and Leadership Development at the University of Kentucky. For more information contact your local Cooperative Extension office or Dr. Julie N. Zimmerman, Professor of Rural Sociology, Department of Community and Leadership Development, 500 Garrigus Building, University of Kentucky, Lexington, KY 40546-0215. email: izimm@uky.edu. The entire series is online at <http://kybtn.ca.uky.edu>

Cooperative Extension Service

Agriculture and Natural Resources
Family and Consumer Sciences
4-H Youth Development
Community and Economic Development

MARTIN-GATTON COLLEGE OF AGRICULTURE, FOOD AND ENVIRONMENT

Educational programs of Kentucky Cooperative Extension serve all people regardless of economic or social status and will not discriminate on the basis of race, color, ethnic origin, national origin, creed, religion, political belief, sex, sexual orientation, gender identity, gender expression, pregnancy, marital status, genetic information, age, veteran status, physical or mental disability or reprisal or retaliation for prior civil rights activity. Reasonable accommodation of disability may be available with prior notice. Program information may be available in languages other than English. University of Kentucky, Kentucky State University, U.S. Department of Agriculture, and Kentucky Counties, Cooperating.

Lexington, KY 40506



Disabilities
accommodated
with prior notification.